

SSRL


Stanford Synchrotron Radiation Lightsource

SSRL produces extremely bright X-ray light for probing our world at the atomic and molecular level. Nearly 1,700 scientists from all over the world use it each year for research that benefits many sectors of the American economy. Their work spurs advances in medicine, energy production, environmental cleanup, nanotechnology and new materials.



Tools for Discovery

Research at SSRL aids in the design of new drugs and next-generation batteries. It helps make catalysts more efficient, and reveals how to optimize the atom-by-atom structure of photovoltaic thin films that generate energy from sunlight. The goals are to make more effective medicines that have fewer side effects, improve the performance of alternative energy devices and develop greener processes for industry. In addition, fundamental studies of exotic materials at SSRL can pave the way for technologies of the future.




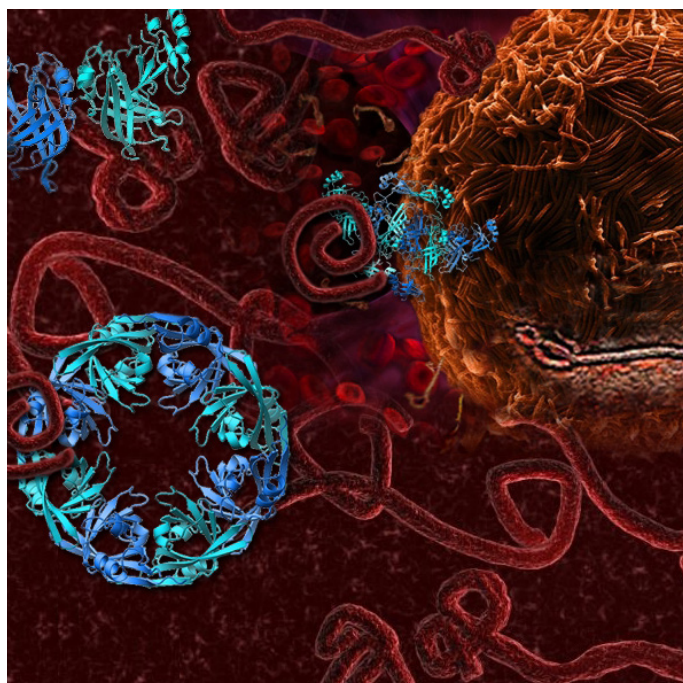
A Magnet for Research and Training

As one of the world's pioneering centers of X-ray science, SSRL is known for its outstanding support and training for scientists and engineers. Researchers from a wide variety of fields have published more than 12,400 scientific papers based on work at SSRL since it opened in 1974.

Saving Lives

Pharmaceutical companies use the SSRL beamlines to find potential drugs that fit snugly into targets in the cell. Research here contributed to the development of Vemurafenib, a treatment for late-stage or inoperable melanoma, and Oseltamivir, a widely used antiviral drug marketed as Tamiflu. It also identified shape changes in an Ebola virus protein that could help combat that disease.





Building Better Batteries

Scientists around the world are racing to develop cheaper, sturdier, more efficient rechargeable batteries for electric cars, cell phones, laptops and other devices. With the SSRL X-ray beam they can test new battery materials and components in realistic operating conditions, watching split-second chemical changes occur as the battery charges and discharges. These studies are overturning old notions of how batteries work and pointing out new ways to improve them.

Improving Solar Cells

By packing molecules closer together, scientists have developed a semiconductor material that is among the speediest yet. This material—and the innovative process used to manufacture it—may significantly improve the efficiency and cost of organic solar cells used to turn the sun’s rays into usable energy.

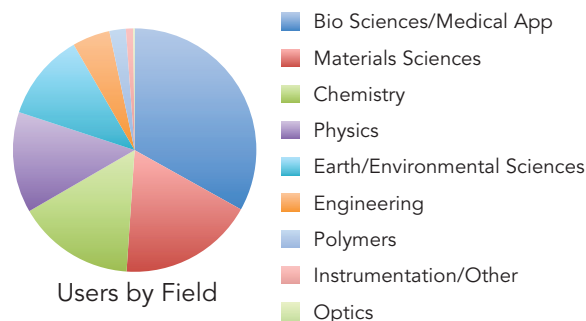
Spurring New Technology

By partnering with industry, SSRL has enabled technical advancements that would otherwise not have been possible. This leads to job creation and gives advanced technologies a foothold in the commercial market.

From left: An SSRL study revealed how a protein of the Ebola virus can arrange into three very different shapes, yielding new clues for how to fight the virus; an X-ray technique explores the active chemistry of a tiny fuel cell, at center, in a pressurized experimental chamber.

SSRL Facts

- 128 staff members
- 1,559 scientists conducted experiments in 2014
- 5,176 operating hours in 2014
- 12,400+ publications since 1974
- 33 experimental stations



SLAC's Stanford Synchrotron Radiation Lightsource is an Office of Science user facility operated for the Department of Energy by Stanford University. It is primarily supported by the DOE Offices of Basic Energy Sciences and Biological and Environmental Research, with additional support from the National Institutes of Health, National Institute of General Medical Sciences.