

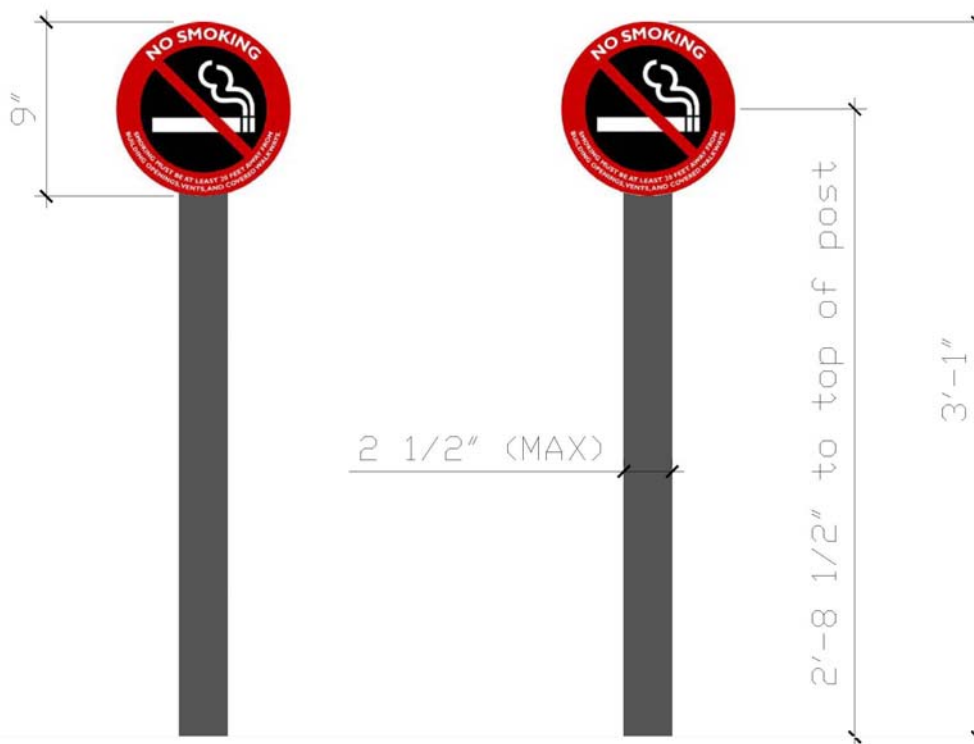
Exterior No Smoking Sign

An exterior “No Smoking” Sign, if at all posted, must be within the 20-foot boundary explained in the Administrative Guide. The Administrative Guide Memo 23.4 (effective September 1, 2007) stipulates, “outdoor smoking...must be at least 20 feet away from doorways, open windows, covered walkways, and ventilation systems to prevent smoke from entering enclosed buildings and facilities.” No sign should be posted in an area (beyond 20 feet) where smoking is technically permissible.

Specifications:

- Post to be 2 1/2” sq. aluminum tube with a cap at the top.
- Round sign to be 1/8” aluminum plate (9” diameter).
- Post Color: all exposed surfaces of post and cap are painted low sheen carbon black to match campus standard. Paint to be polyurethane enamel with satin finish.
- Installation: Embed post in 12” round, 18” deep concrete. Signage location to be determined in field with a member of the Campus Planning and Design Office.
- Size: 3’-1” tall (total height); 2 1/2” square post as base.
- Small bottom text must read:
 - **SMOKING MUST BE AT LEAST 20 FEET FROM BUILDING OPENINGS, VENTS, AND COVERED WALKWAYS.**

Manufacturer: Stanford University – Facilities Operations Sign Shop, (650) 725-1865



No Bikes Carts Skates in Arcades Sign

An exterior “No Bikes Carts Skates in Arcades” Sign might be needed in some arcades where wheels other than wheel-chairs are undesired by a school or department.

Specifications:

- Post to be 2 1/2" sq. aluminum tube with a cap at the top.
- Round sign to be 1/8" aluminum plate (9" diameter).
- Post Color: all exposed surfaces of post and cap are painted low sheen carbon black to match campus standard. Paint to be polyurethane enamel with satin finish.
- Installation: Embed post in 12" round, 18" deep concrete. Location of symbol to be determined in field with a member of the Campus Planning and Design Office.
- Size: 3'-1" tall (total height); 2 1/2" square post as base.
- Note: When a trash receptacle is near desired location, the sign can be mounted on the receptacle instead of its own pole.

Manufacturer: Stanford University - Facilities Operations Sign Shop, (650) 725-1865




No Bikes Carts Skates in Buildings Sign

An exterior “No Bikes, Carts, Skates, in Buildings” Sign might be needed in some buildings where wheels other than wheel-chairs are undesired by a school or department.

Specifications:

- Post to be 2 1/2" sq. aluminum tube with a cap at the top.
- Round sign to be 1/8" aluminum plate (9" diameter).
- Post Color: all exposed surfaces of post and cap are painted low sheen carbon black to match campus standard. Paint to be polyurethane enamel with satin finish.
- Installation: Embed post in 12" round, 18" deep concrete. Location of symbol to be determined in field with a member of the Campus Planning and Design Office.
- Size: 3'-1" tall (total height); 2 1/2" square post as base.

Manufacturer: Stanford University – Facilities Operations Sign Shop, (650) 725-1865



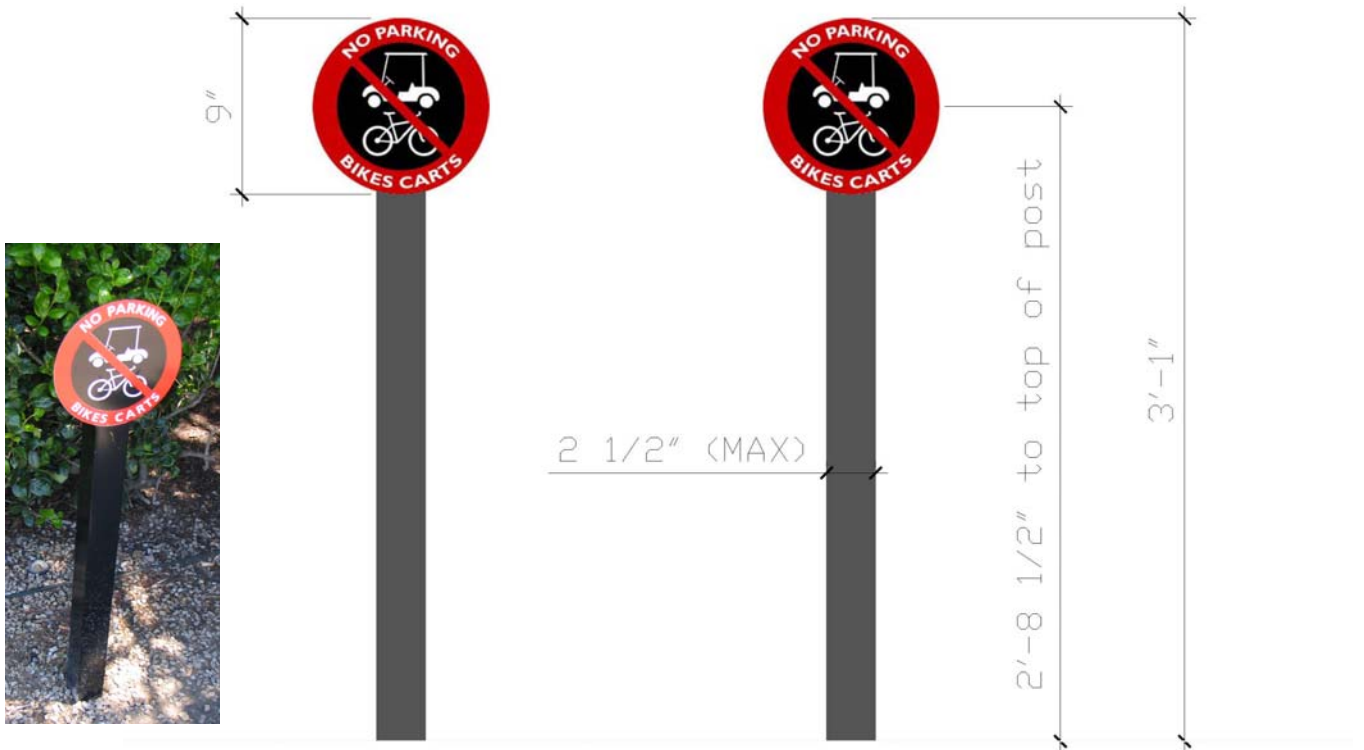
No Parking Bikes Carts

An exterior “No Parking Bikes Carts” Sign might be needed in some major entrances where wheels other than wheel-chairs are blocking pathways.

Specifications:

- Post to be 2 1/2" sq. aluminum tube with a cap at the top.
- Round sign to be 1/8" aluminum plate (9" diameter).
- Post Color: all exposed surfaces of post and cap are painted low sheen carbon black to match campus standard. Paint to be polyurethane enamel with satin finish.
- Installation: Embed post in 12" round, 18" deep concrete. Location of symbol to be determined in field with a member of the Campus Planning and Design Office.
- Size: 3'-1" tall (total height); 2 1/2" square post as base.

Manufacturer: Stanford University - Facilities Operations Sign Shop, (650) 725-1865



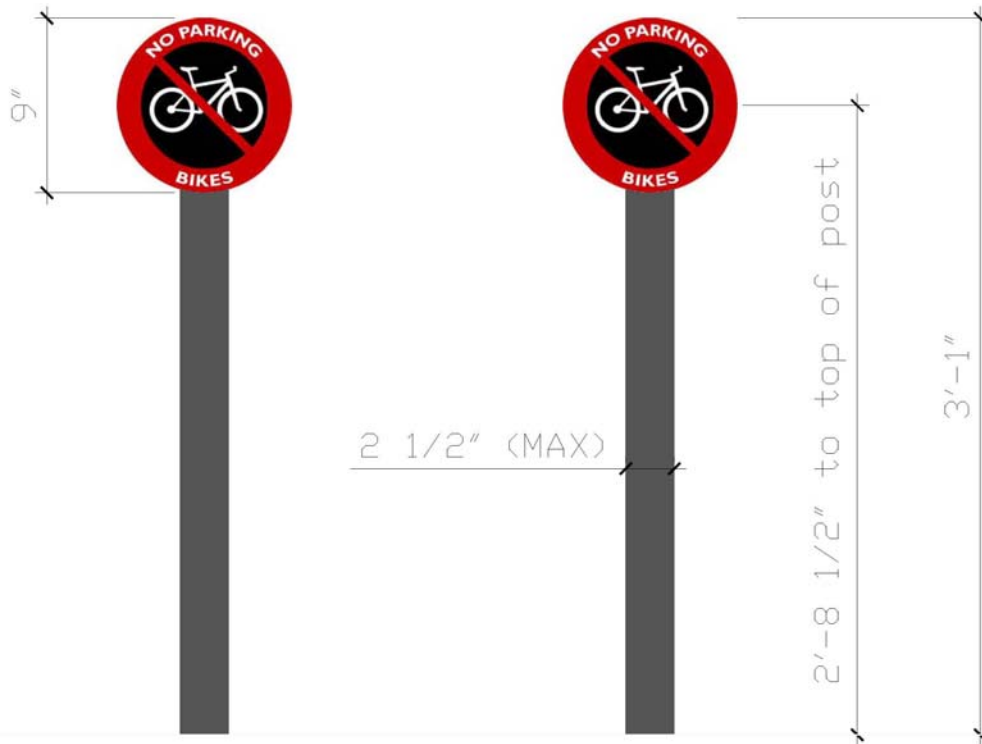
No Parking Bikes

An exterior “No Parking Bikes” Sign might be needed in some major entrances where bicycles are blocking pathways.

Specifications:

- Post to be 2 1/2” sq. aluminum tube with a cap at the top.
- Round sign to be 1/8” aluminum plate (9” diameter).
- Post Color: all exposed surfaces of post and cap are painted low sheen carbon black to match campus standard. Paint to be polyurethane enamel with satin finish.
- Installation: Embed post in 12” round, 18” deep concrete. Location of symbol to be determined in field with a member of the Campus Planning and Design Office.
- Size: 3’-1” tall (total height); 2 1/2” square post as base.

Manufacturer: Stanford University – Facilities Operations Sign Shop, (650) 725-1865



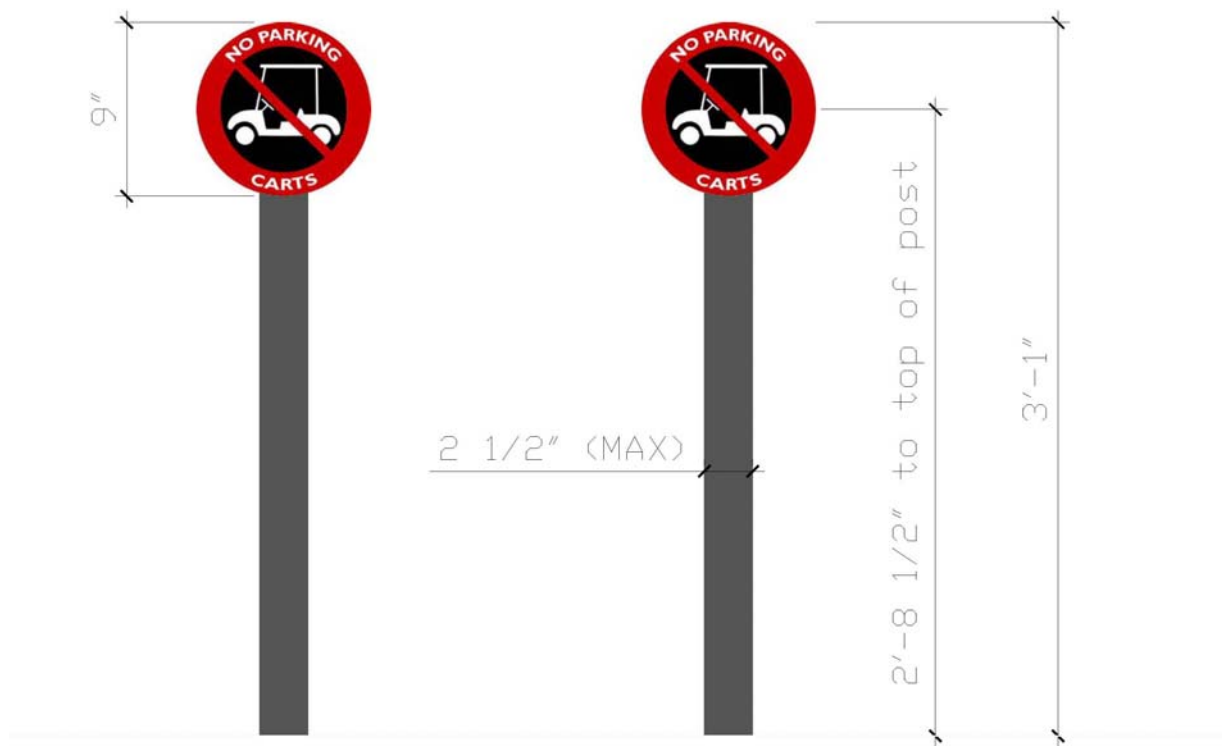
No Parking Carts

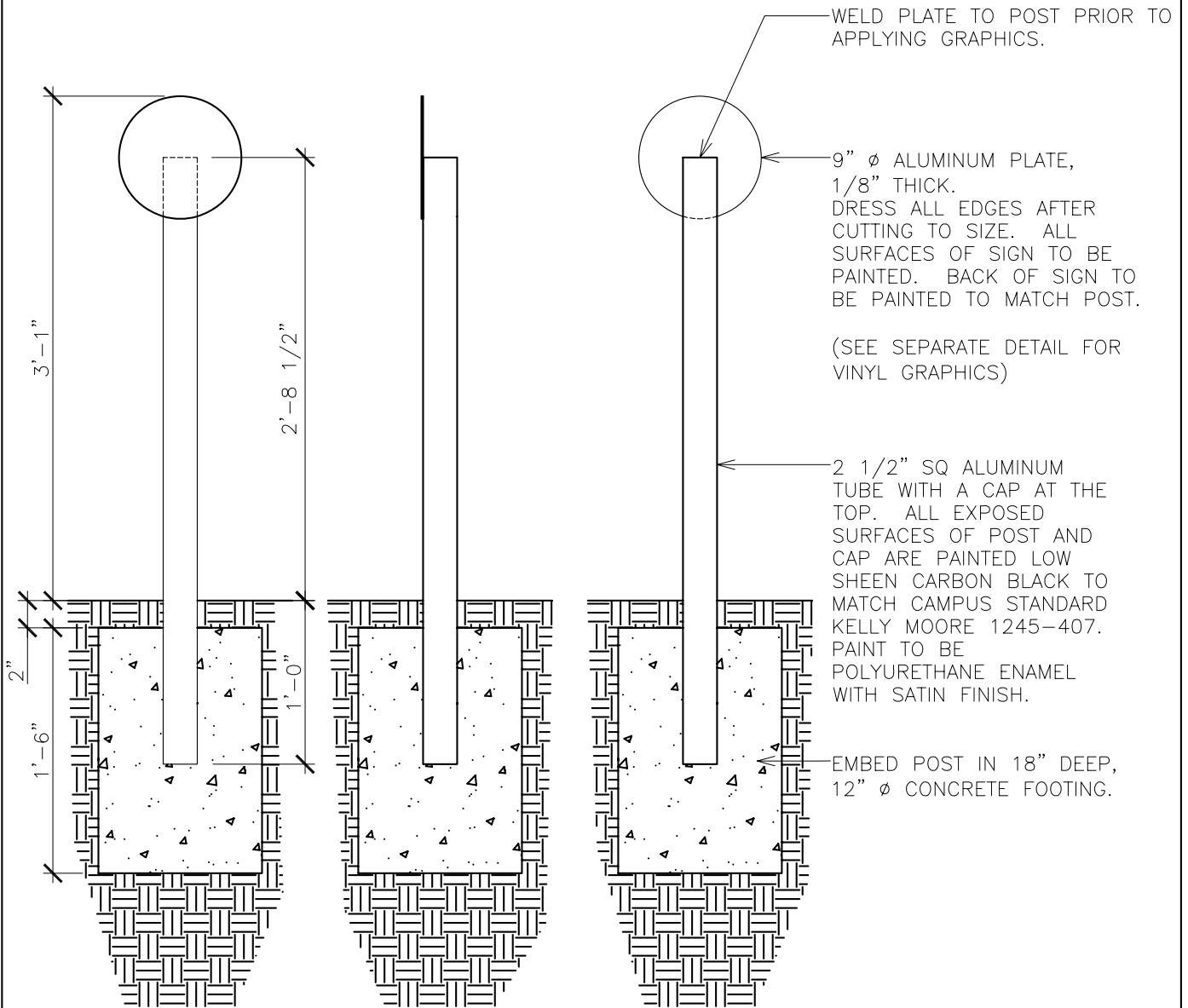
An exterior “No Parking Carts” Sign might be needed at major entrances or pathways where carts are blocking access and/or in landscape areas where carts are damaging vegetation.

Specifications:

- Post to be 2 1/2” sq. aluminum tube with a cap at the top.
- Round sign to be 1/8” aluminum plate (9” diameter).
- Post Color: all exposed surfaces of post and cap are painted low sheen carbon black to match campus standard. Paint to be polyurethane enamel with satin finish.
- Installation: Embed post in 12” round, 18” deep concrete. Location of sign to be determined in field with a member of the *University Architect / Campus Planning and Design Office*.
- Size: 3’-1” tall (total height); 2 1/2” square post as base.

Manufacturer: Stanford University – Facilities Operations Sign Shop, (650) 725-1865





FRONT ELEVATION

SIDE ELEVATION

BACK ELEVATION

NOTE:
SIGN CURRENTLY
AVAILABLE THROUGH:
STANFORD UNIVERSITY –
FACILITIES OPERATIONS
SIGN SHOP
TEL. (650) 725-1865

C:\PLAN-SERV\CAD_PLANNING\2CAMPUSSTANDARDS\SITEFURNISHINGS\CURRENTSPECS\BOLLARDMETAL.DWG



CIRCLE PLATE ON POST SIGN

Scale: 1" = 1'-0"

Stanford University Architect/Planning Office
Standard Campus Sign Guidelines

Updated: 05/23/07

Superseded: N/A