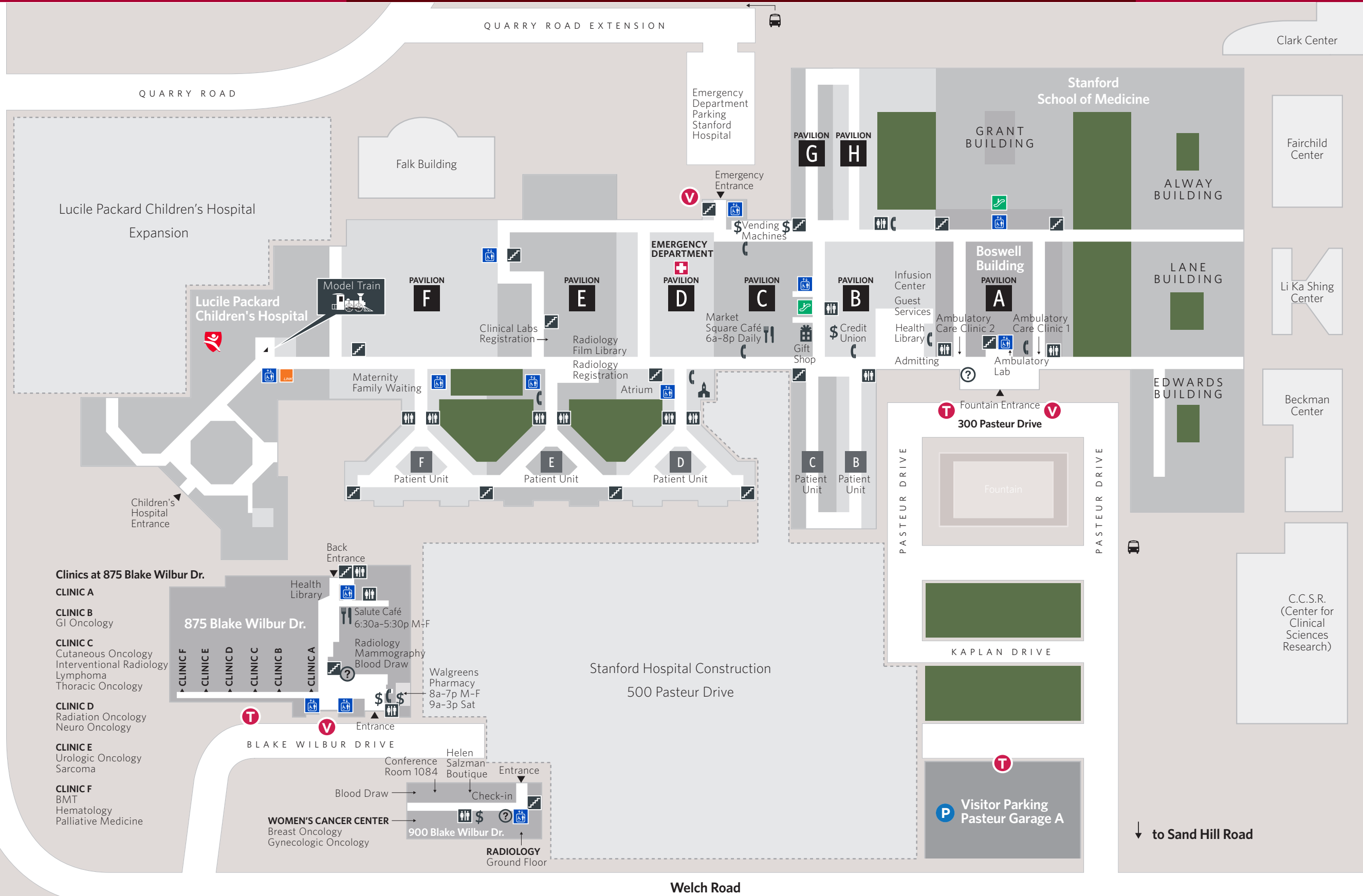


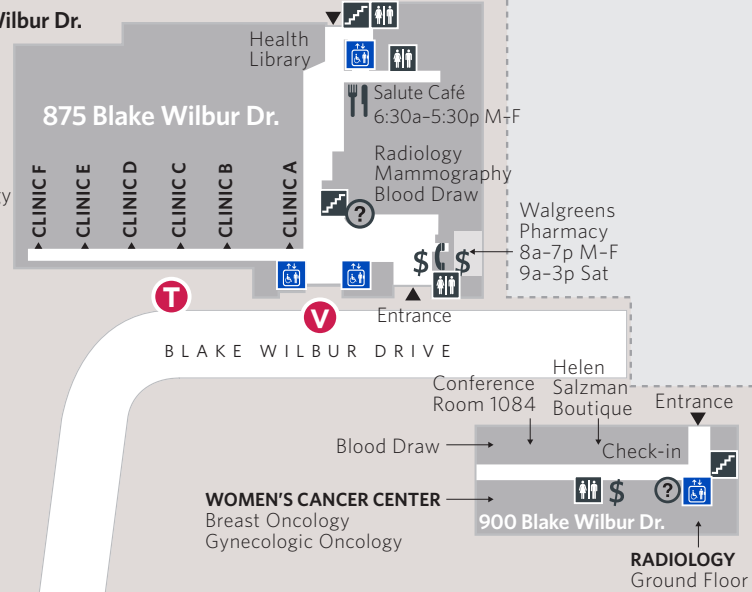
STANFORD MEDICAL CENTER

- | | | | | |
|----------------|-------------------|-------------|---------------|--------------------------------------|
| Emergency Dept | Building Entrance | Chapel | Bus Stop | Under Construction |
| Elevator | Restrooms | ATM | Tram Stop | Gardens & Lawns |
| Escalator | Cafeteria | Phone | Valet Parking | Link to 875 & 900 Blake Wilbur Drive |
| Stairs | Gift Shop | Information | Parking Lot | |

Stanford Hospital
 Lucile Packard Children's Hospital Stanford
 875 & 900 Blake Wilbur Drive
 Stanford School of Medicine



- Clinics at 875 Blake Wilbur Dr.**
- CLINIC A**
 - CLINIC B**
GI Oncology
 - CLINIC C**
Cutaneous Oncology
Interventional Radiology
Lymphoma
Thoracic Oncology
 - CLINIC D**
Radiation Oncology
Neuro Oncology
 - CLINIC E**
Urologic Oncology
Sarcoma
 - CLINIC F**
BMT
Hematology
Palliative Medicine



STANFORD HOSPITAL 300 PASTEUR DRIVE

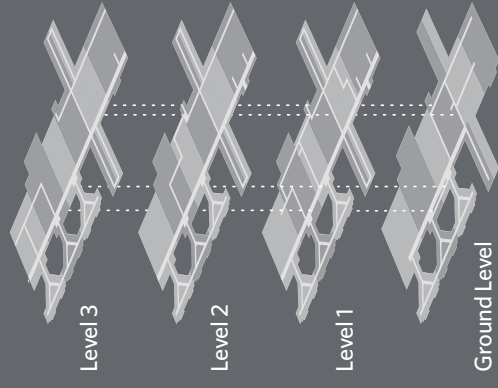
LEGEND



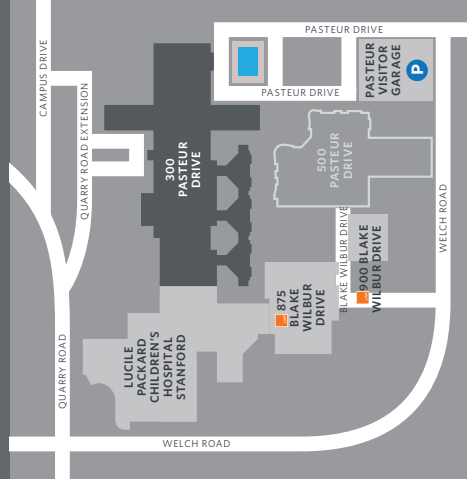
Location Number

- Emergency Department
- Elevator
- Escalator
- Stairs
- Building Entrance
- Restrooms
- Cafeteria
- Gift Shop
- Chapel
- ATM
- Phone
- Information
- Link to 875 & 900 Blake Wilbur Drive

BUILDING LEVELS



CAMPUS MAP



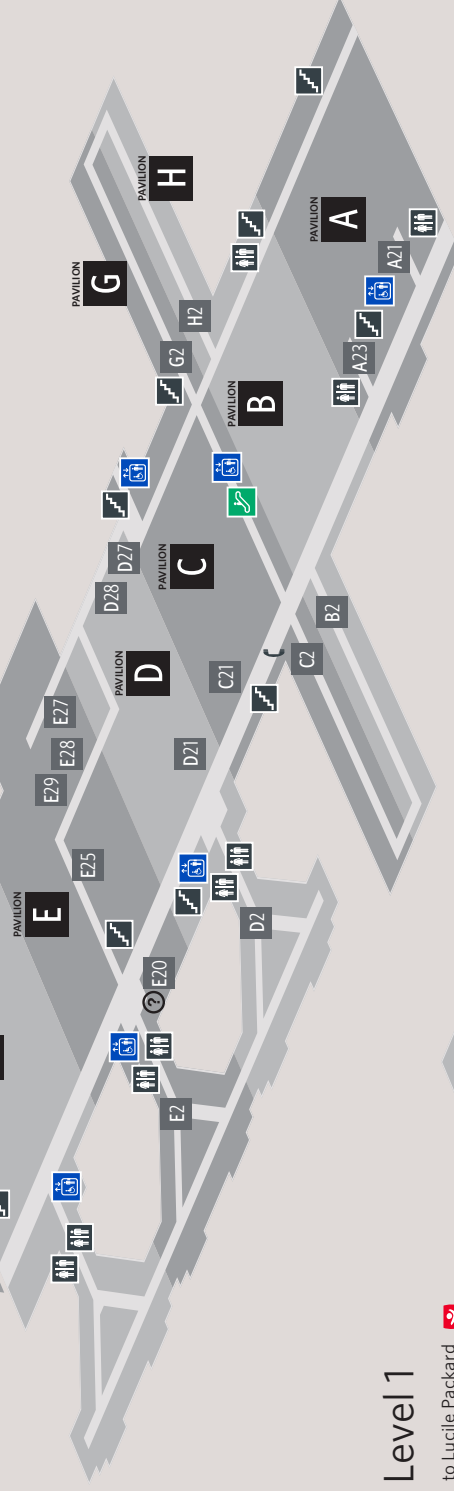
Level 3

to Lucile Packard Children's



Level 2

to Lucile Packard Children's



Level 1

to Lucile Packard Children's
to 875 & 900
Blake Wilbur Drive



Ground Level

to Lucile Packard Children's



DEPARTMENT	PAVILION	LVL	LOC
Administration	C	3	C32
Admitting	B	1	B13
Ambulatory Care Clinic 1	A	1	A11
Ambulatory Care Clinic 2	A	1	A13
Ambulatory Lab	A	1	A12
Anesthesia Preoperative Clinic	E	2	E25
Atrium	D	G	
Bing Dining Room	C	3	C34
Cath Lab Discharge Area	D	2	D21
Cath Lab Registration	D	2	D27
Cath Lab Waiting Area	D	2	D28
Chapel	D	1	D10
Clinical Lab Registration	E	1	E13
Credit Union	B	1	B14
E28 Patient Unit - ICU Waiting	E	2	E28
Echo Lab	E	2	E27

DEPARTMENT	PAVILION	LVL	LOC
Emergency Department	D	1	D18
Endoscopy	C	G	C06
Gift Shop	C	1	C11
Guest Services	B	1	B11
Health Library	B	1	B15
Health Clinic 1	A	2	A21
Health Clinic 2	A	2	A23
Heart Testing	A	2	A23
Hospitality Lounge	E	3	E32
Infusion Center	B	1	B12
Internal Medicine	B	1	B16
Lost and Found	C	G	C09
Market Square Café	C	1	C12
Materials Mgmt. Vendor Sign-In	F	G	F02
Maternity Family Waiting	F	1	F10
Medical Records	B	G	B06

DEPARTMENT	PAVILION	LVL	LOC
MRI Registration	D	G	D01
Neurodiagnostic Lab	B	3	B36
Neuroscience Clinic Registration	A	3	A32
Nuclear Medicine Registration	C	2	C21
Occupational Health	B	G	B09
Pager Services	C	G	C04
Photo ID	C	G	C09
Radiology Film Library	E	1	E11
Radiology Registration	E	1	E12
Rehabilitation Services	B	3	B33
Security	C	G	C09
Social Work / Case Management	B	G	B03
Surgery Registration	E	2	E25
Surgery Waiting	E	2	E20
Vascular Center	F	3	F33

PATIENT UNIT	PAVILION	LOC
B1 Patient Unit	B	1
B2 Patient Unit	B	2
B3 Patient Unit	B	3
C1 Patient Unit	C	1
C2 Patient Unit	C	2
C3 Patient Unit	C	3
DG Patient Unit	D	G
D1 Patient Unit	D	1
D2 Patient Unit	D	2
D3 Patient Unit	D	3
E1 Patient Unit	E	1
E2 Patient Unit - ICU	E	2
E29 Patient Unit - ICU	E	29

PATIENT UNIT	PAVILION	LOC
E3 Patient Unit	E	3
FG Patient Unit	F	G
F3 Patient Unit	F	3
G1 Patient Unit	G	1
G2 Patient Unit	G	2
H1 Patient Unit	H	1
H2 Patient Unit	H	2