
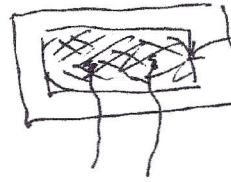


(A)

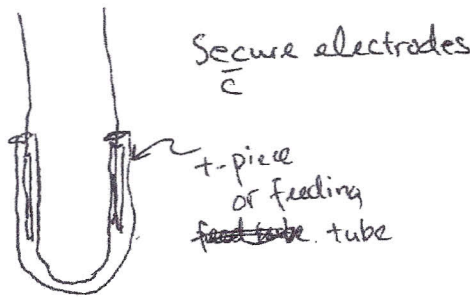


(B)

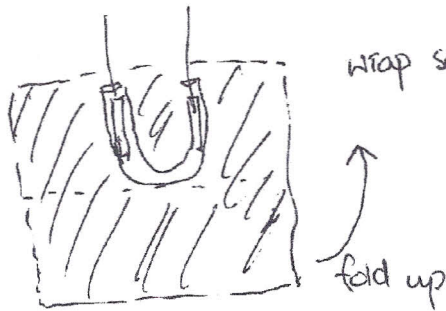


- ① sterile NS to cleanse site.
- ② cover  $\bar{c}$  2x2 folded into  $\frac{1}{2}$
- ③ secure  $\bar{c}$  paper tape
- ④ to be  $\Delta$   $\bar{c}$  24H  $\bar{c}$

(C)



(D)



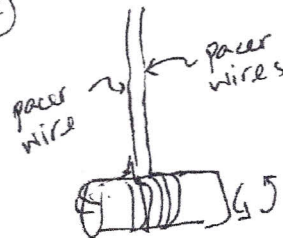
wrap secured electrodes  $\bar{c}$  2x2 folded up  
 → to avoid t-piece or feeding tube slipping off by accident

(E)



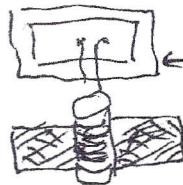
2x2 folded up  
 + both sides rolled up to form a "sausage"

(F)



Roll remaining pacer wires around the "sausage" on the outside of gauze/sausage

(G)



Pacer wire site disc  $\Delta$  without touching the "sausage"  
 Electrodes + "sausage" gauze secured vertically to child's abd  $\bar{c}$  COVERALL  
 → does not have to be  $\Delta$ 'd at all  $\bar{c}$  disc