

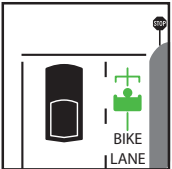
**Parents: Help your student learn how to share the road safely with other users.** Children who regularly practice safe walking and biking skills are more likely to make safer choices as teenagers. .

**Obey adult crossing guards.** They are there to help everyone cross congested intersections safely.

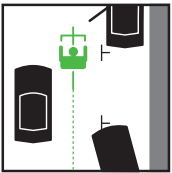
## Bike Safely



**Wear your helmet and buckle it every time.** It's the law. To best protect your brain, your helmet must fit properly: snug and level on your head, just above your eyebrows.



**Be predictable.** Obey ALL stop signs and traffic signals. Never ride wrong way. The best way to avoid bike crashes as well as traffic tickets is to follow the same rules of the road as apply to car drivers.

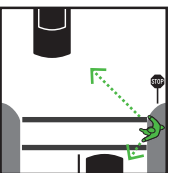


**Be alert.** Watch out for drivers turning left or right, or coming out of driveways. Avoid car doors opening in front of you by riding out of the door zone. Yield to pedestrians.

## Walk or Skate Safely



**Be alert.** Look for cars coming from all directions before entering the street - including behind you.



**Cross at corners and crosswalks.** This is where drivers expect pedestrians.

**Don't assume drivers see you.** Make eye contact before crossing intersections.

## Drive Safely

- Slow down and use extra caution in school zones and along commute routes! Signal your turns and yield to pedestrians.
- Help reduce traffic congestion on school routes by carpooling with a neighbor and avoiding the last minute rush whenever possible.
- Obey adult crossing guards and "No Right Turn on Red" signs posted at designated school intersections. This allows students to cross safely without cars turning through crosswalks.
- Don't make U-turns and other unsafe maneuvers that put other road users at risk.
- When dropping off or picking up your student, follow school guidelines and always ensure that he/she can exit or enter the car from the curb side.
- Never double park, block access ramps or stop where prohibited.
- **Avoid texting, phone calls and other distractions when driving.**

We welcome volunteers to help with Safe Routes to School events and programs at this school!

Contact your PTA or email [saferoutes@cityofpaloalto.org](mailto:saferoutes@cityofpaloalto.org).

City of Palo Alto Safe Routes to School

[www.cityofpaloalto.org/saferoutes](http://www.cityofpaloalto.org/saferoutes)

[saferoutes@cityofpaloalto.org](mailto:saferoutes@cityofpaloalto.org)

650.329.2156















# WALK AND ROLL TO SCHOOL

## Suggested Routes

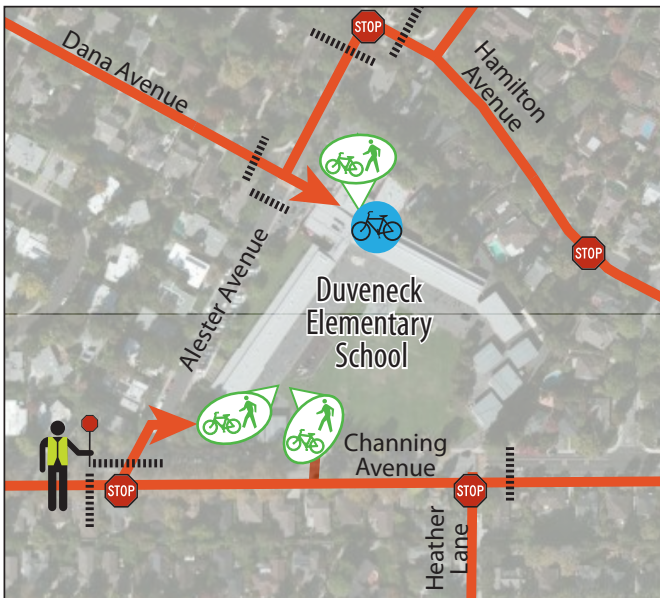
# Duveneck Elementary School

# Duveneck Elementary School

## WALK AND ROLL TO SCHOOL SUGGESTED ROUTES

-  Suggested Route (Walking and Biking)
-  Suggested Route (Walking Only)
-  Est. Walking Time (Biking Time)
-  Crossing Guard Location
-  Pedestrian and Bicycle Access
-  Bicycle Parking
-  Traffic Signal
-  All-Way Stop
-  Marked Crosswalk
-  Attendance Area
-  Parks and Open Space
-  School

Inset



For more Safe Routes to School information, please visit:  
[www.cityofpaloalto.org/saferoutes](http://www.cityofpaloalto.org/saferoutes)

The Palo Alto Safe Routes to School Partnership encourages parents and students to use this map to explore options for commuting between home and school. Parents are responsible for choosing the most appropriate option based on their knowledge of conditions on the different routes and the experience level of their student.



Palo Alto Council  
**PTA**  
 everychild. onevoice.