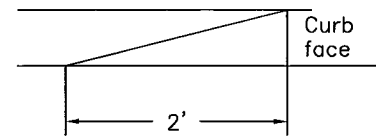
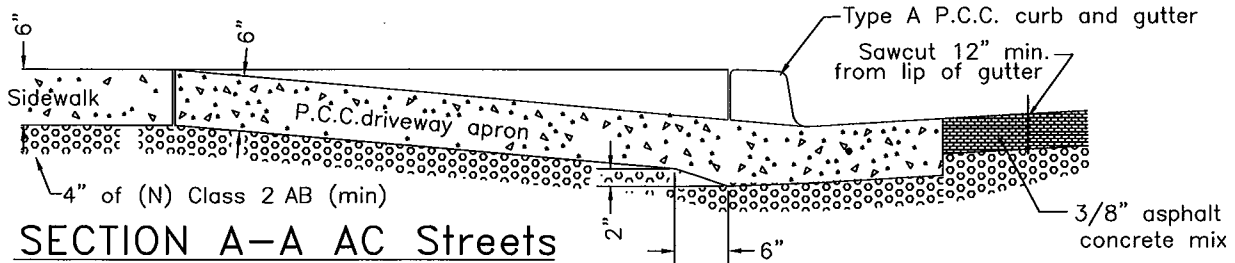


NOTES

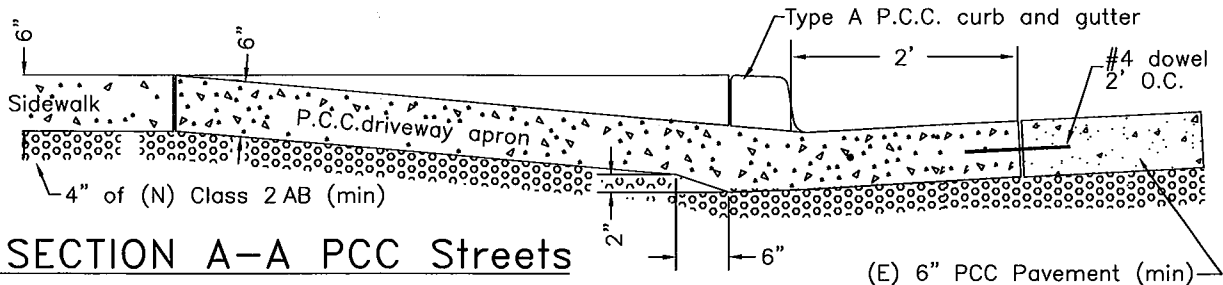
1. Dowel all new concrete into existing concrete at 2' O.C. with # 4 12" long dowels epoxied and embedded 6".
2. For new Asphalt Concrete patches, 3/8" hot mix shall be used. Match existing thickness or 2" minimum, whichever is greater.
3. All new driveways shall be 6" thick across all sidewalks.
4. No saw cutting along longitudinal score marks on sidewalks.
5. On PCC streets, sawcuts for the lip of gutter shall be made 2' from face of curb



ELEVATION B-B



SECTION A-A AC Streets



SECTION A-A PCC Streets

(E) 6" PCC Pavement (min)

Rev	By	Date
0	DWH	12/14/92
1	MMN	3/10/05
2	JT	8/14/06
3	HQN	10/2/06

Driveway Construction
Type "A" Curb and Gutter
Industrial and Residential Areas

City of Palo Alto Standard

Approved by:

 PE No. 35411
 Date 5/14/07
 Dwg No. 120

Scale: NTS