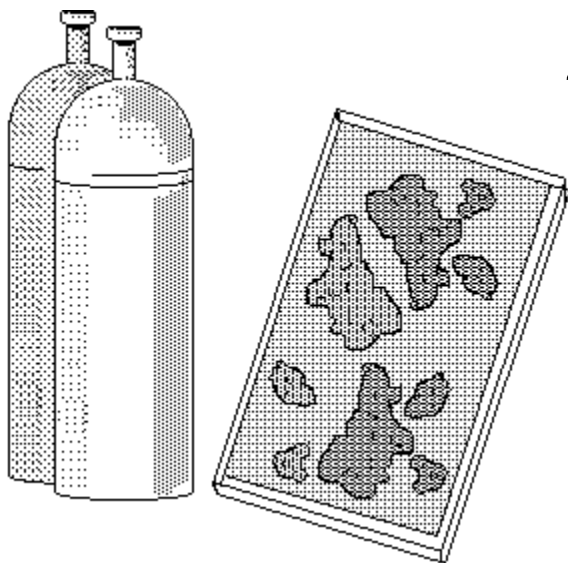


PROCEDURES TO REDUCE PERC EMISSIONS

Shut Your Trap—

- ◆ Use closed containers for collecting and storing recovered or new solvent.
- ◆ Keep lids on all containers at all times.
- ◆ Minimize the time machine doors and traps remain open:
 - ❖ Open button traps and lint baskets only long enough to clean them.
 - ❖ Put clothes in the machine and close the machine quickly.

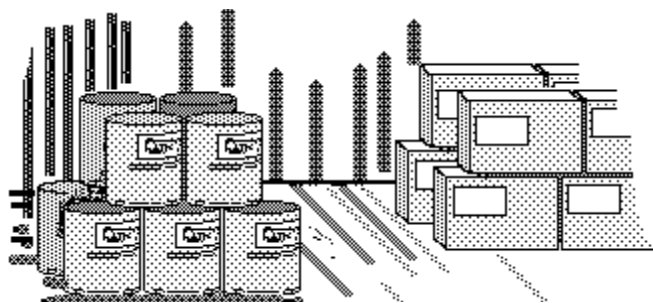


Keep It Clean—

- ◆ Clean the filters that precede the carbon filters weekly.
- ◆ Clean drying sensors weekly.
- ◆ Clean lint screens daily to avoid clogging fans and condensers.
- ◆ Clean lint buildup on cooling condenser coils weekly.

Manage Materials Safely and Wisely—

- ◆ Properly label all perc and waste containers.
- ◆ Size garment loads correctly for the machine you are using.
- ◆ Keep storage and work areas clean and well-organized.
- ◆ Use spigots, pumps, and funnels when transferring materials and wastes.

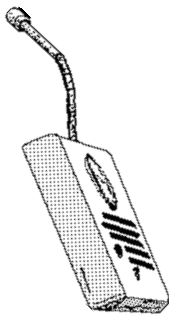



MAINTENANCE AND YOUR MACHINE

Make Sure It Works; Make Sure It's Right—



- ◆ Conduct weekly visual inspections of all machines and components.
- ◆ Check air relief valves for proper closure.
- ◆ Properly adjust the perc/water separator to keep perc out of sewer wastewater.
- ◆ Adjust the in- and out-temperatures on the heater's condensing coil to within 10° F of each other to improve perc recovery.
- ◆ Check the baffle assembly in the cleaning machine biweekly.
- ◆ Keep an accurate and up-to-date log of all inspections.



- ◆ Use solvent leak detectors to locate and repair leaks.
- ◆ Measure perc emissions weekly using a colorimetric tube test.
- ◆ Secure hose connections and couplings to reduce emissions.

Fix it Now—

- ◆ If you find a problem, fix it immediately or ASAP.
- ◆ Periodically replace gaskets, seals, and valves:
 - ❖ in old transfer machines;
 - ❖ on the door to the button trap;
 - ❖ on dryer deodorizer and aeration valves; and
 - ❖ around cleaning machine door.
- ◆ Tighten the enclosure around the cleaning machine.
- ◆ Repair holes in air and exhaust ducts.
- ◆ Keep a log of all repairs made to machines and other equipment.

