

Black and Organic Carbon Emission Inventories in California

Judith C. Chow (judith.chow@dri.edu)

John G. Watson (john.watson@dri.edu)

Desert Research Institute, Reno, NV

Presented at:

U.S. EPA Black Carbon Symposium

San Francisco, CA

November 14, 2012

Objectives

- Describe how and why carbon emission inventories are created
- Examine some of the sources of data
- Identify incompatibilities between source and receptor measurements
- Suggest approaches to improve emission estimates for multiple pollutant/multiple effect air quality management

Objectives

- Describe how and why carbon emission inventories are created
- Examine some of the sources of data
- Identify incompatibilities between source and receptor measurements
- Suggest approaches to improve emission estimates for multiple pollutant/multiple effect air quality management

Greater detail in:

TECHNICAL PAPER

ISSN:1047-3289 J. Air & Waste Manage. Assoc. 60:497-507
DOI:10.3155/1047-3289.60.4.497
Copyright 2010 Air & Waste Management Association

Black and Organic Carbon Emission Inventories: Review and Application to California

Judith C. Chow and John G. Watson
Desert Research Institute, Reno, NV; and Institute of Earth Environment, Chinese Academy of Sciences, Xian, People's Republic of China

Douglas H. Lowenthal and Lung-Wen Antony Chen
Desert Research Institute, Reno, NV

Nehzat Motallebi
California Air Resources Board, Sacramento, CA

Atmospheric Environment 45 (2011) 5407–5414



Contents lists available at ScienceDirect

Atmospheric Environment

journal homepage: www.elsevier.com/locate/atmosenv



PM_{2.5} source profiles for black and organic carbon emission inventories

Judith C. Chow^{a,b,*}, John G. Watson^{a,b}, Douglas H. Lowenthal^a,
L.-W. Antony Chen^a, Nehzat Motallebi^c

Science of the Total Environment 409 (2011) 2384–2396



Contents lists available at ScienceDirect

Science of the Total Environment

journal homepage: www.elsevier.com/locate/scitotenv



Particulate emission factors for mobile fossil fuel and biomass combustion sources

John G. Watson^{a,*}, Judith C. Chow^a, L.-W. Antony Chen^a, Douglas H. Lowenthal^a,
Eric M. Fujita^a, Hampden D. Kuhns^a, David A. Sodeman^{a,1}, David E. Campbell^a,
Hans Moosmüller^a, Dongzi Zhu^a, Nehzat Motallebi^b

Climate Change – Characterization of Black Carbon and Organic Carbon Air Pollution Emissions and Evaluation of Measurement Methods

Phase II: Characterization of Black Carbon and Organic Carbon Source Emissions

DRI Contract Number: 04-307

Prepared by:

Judith C. Chow, Sc.D.
John G. Watson, Ph.D.
Douglas H. Lowenthal, Ph.D.
L.-W. Antony Chen, Ph.D.

Desert Research Institute
Nevada System of Higher Education
2215 Raggio Parkway
Reno, NV 89512

Submitted to:

Nehzat Motallebi, Ph.D.

California Air Resources Board
Research Division
1001 I Street
Sacramento, CA 95812

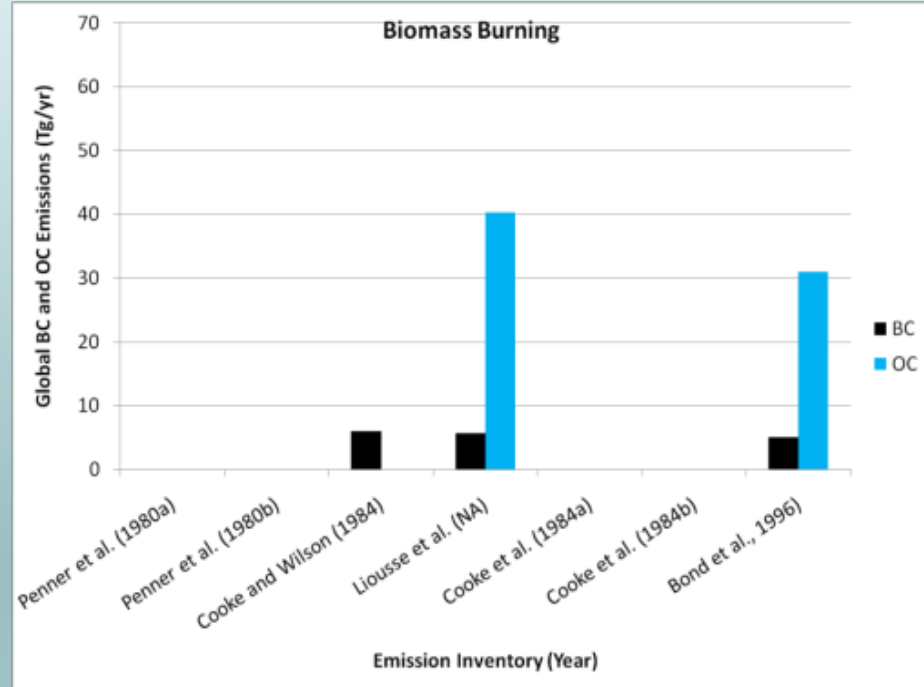
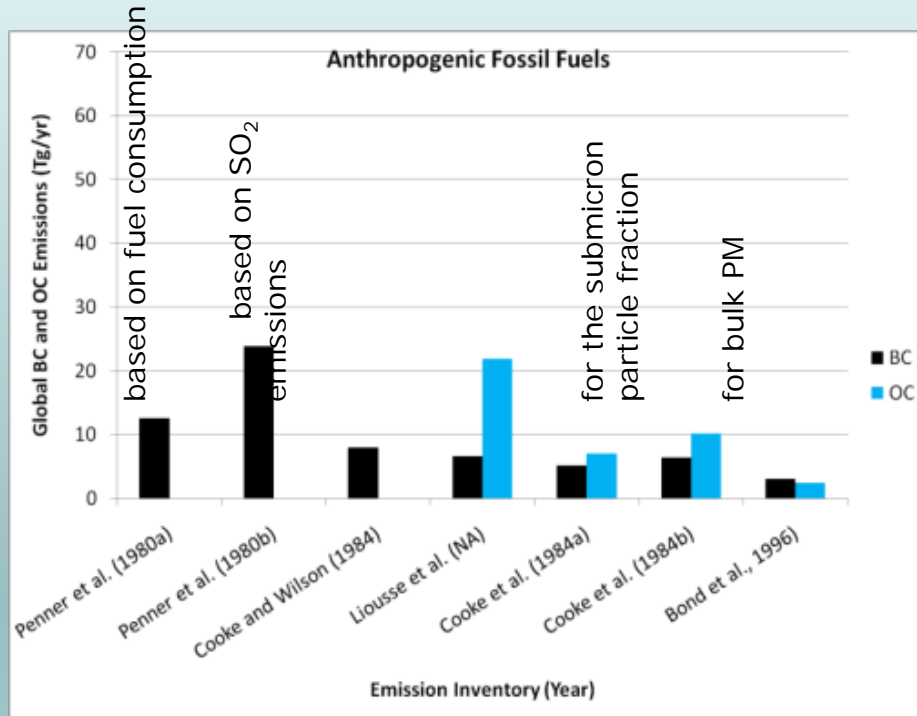
Submitted

December 2, 2008

Revised and Resubmitted

February 12, 2009

Inefficient fossil fuel combustion and biomass burning are the major global sources of carbon emissions



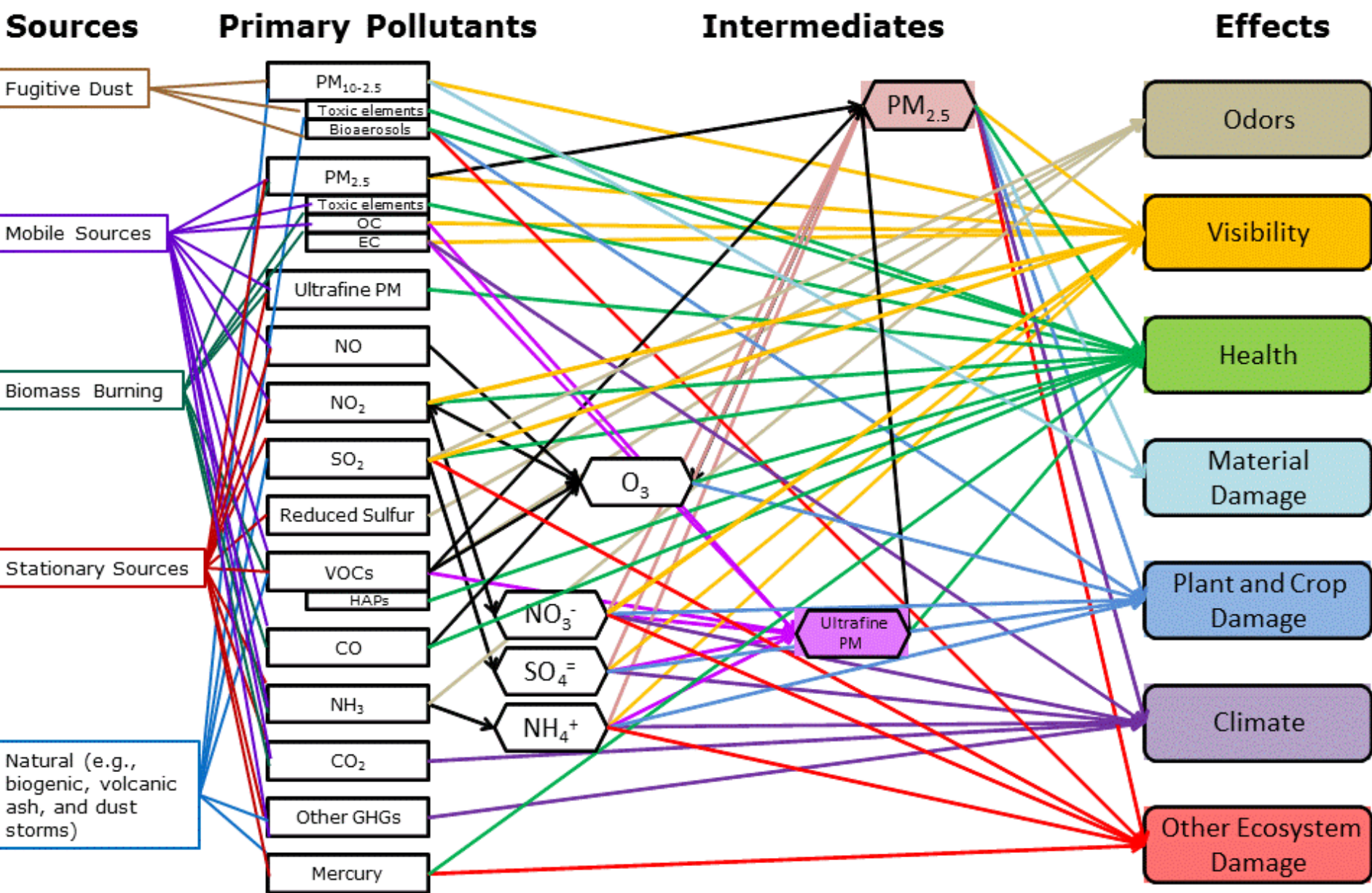
Sum of fossil fuel and biomass burning
 BC: 8 – 14 Tg/yr
 OC: 33.4 – 62.2 Tg/yr

While the focus has been on “black carbon”, PM comes in many colors that are not black. All of these affect the Earth’s radiation balance



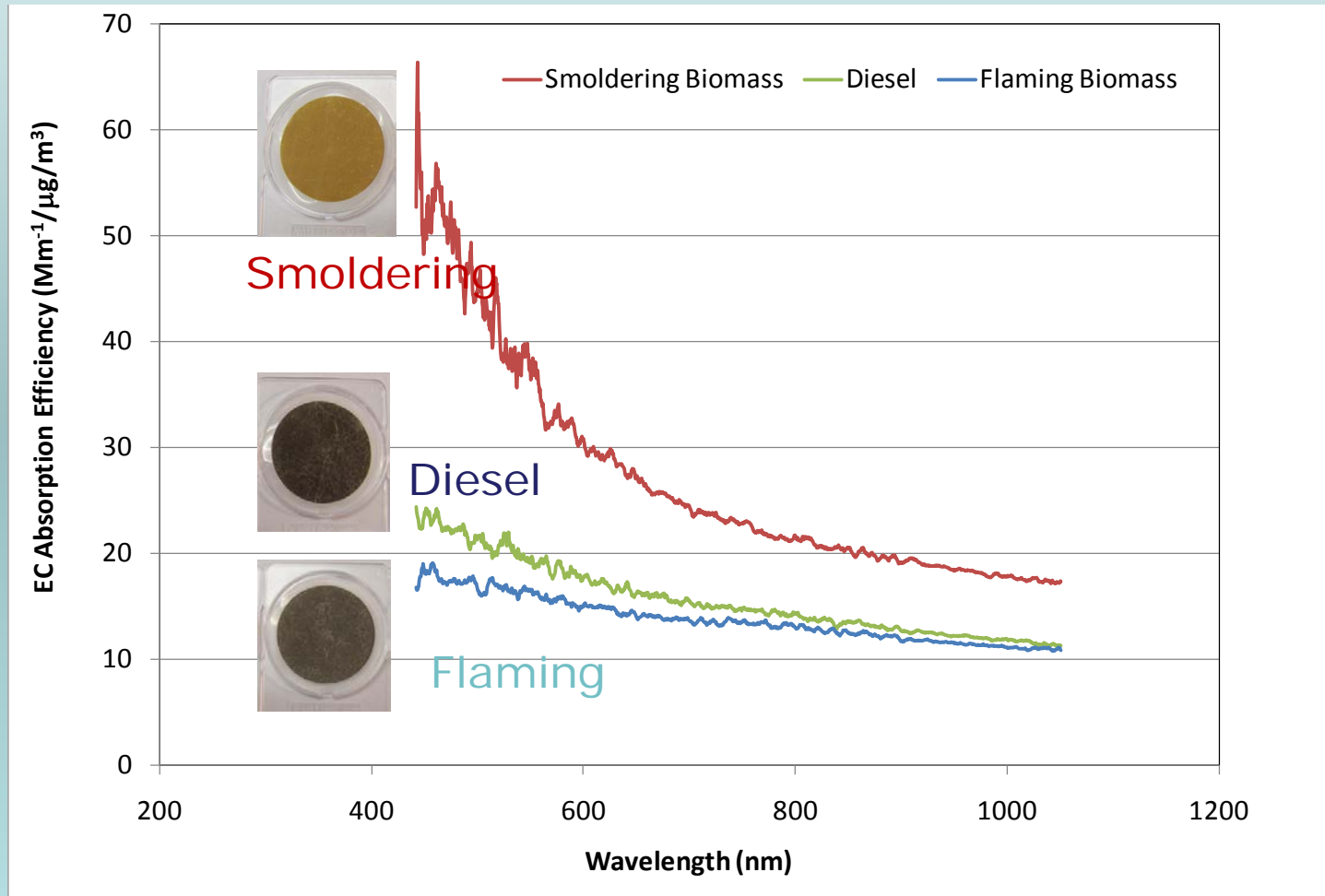
One-week duration samples from the Island of Crete (November 2001 to June, 2002) acquired by Helene Cachier.

Emissions data are used to determine relationships between multiple sources, pollutants, and effects. Climate is only one of these effects



The flaming and smoldering phases of biomass burning show the largest differences and should be separately classified in climate-related inventories

(EC absorption efficiency varies by source and wavelength)



Emission models combine emission compositions, factors, all of which have large uncertainties

Component i^* emissions fluxes =

\sum_{ij} fraction of component i in source j

x emission factor (mass/activity) for source j

x activity of source j

x [particle size fraction]

x [control efficiency]

x [temporal profile]

* i = elemental carbon (EC) or organic carbon (OC)

California continues to develop and perfect its emission models

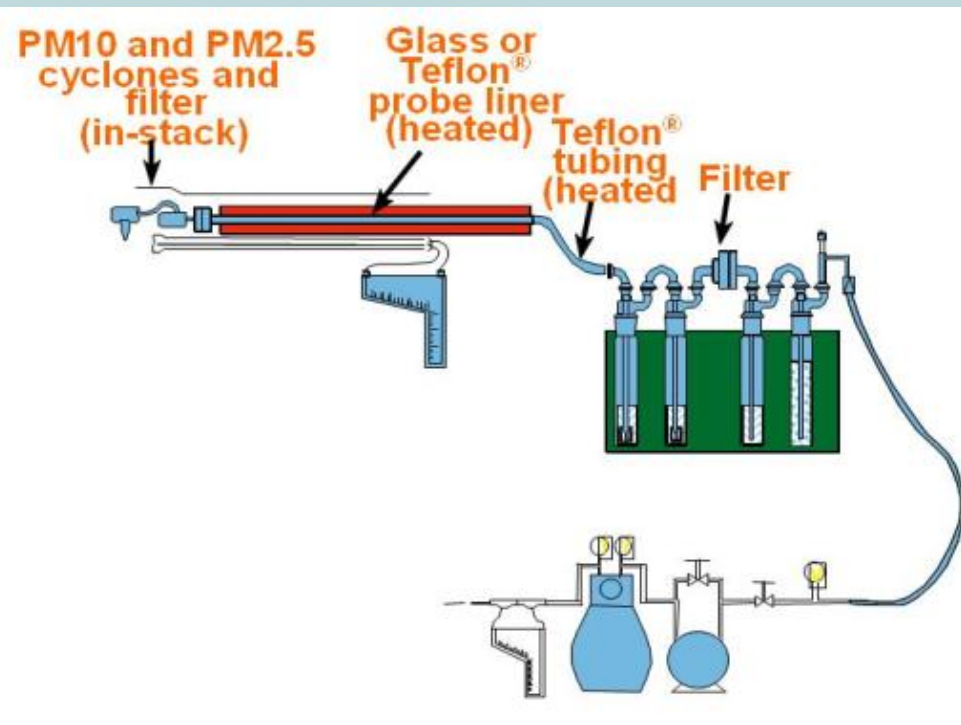
- EMFAC considers on-road engines by technology group and odometer mileage in addition to vehicle model year
(http://www.arb.ca.gov/msei/onroad/latest_version.htm)
- First Order Fire Effects Model (FOFEM) that determines the fuel loading characteristics for fuel components by vegetation type. EFs in EES are functions of fuel moisture (i.e., dry, moderate, and wet) and fuel components, including: 1) litter; 2) small wood; 3) large wood; 4) herb and shrub; 5) duff; and 6) canopy fuels.
<http://www.arb.ca.gov/ei/see/see.htm>

PM emissions depend on the test method.

Diesel engine certification emission factors differ for the same operating conditions on fuels depending on whether they are classified as mobile or stationary sources

Mobile emissions are tested on dynamometers with dilution and cooling prior to measurement

Stationary source testing samples hot exhaust

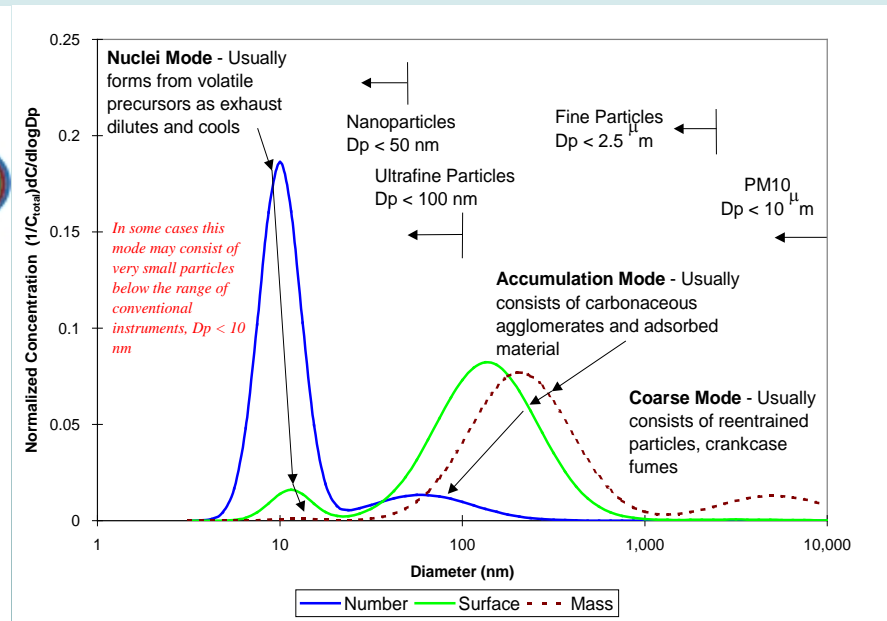
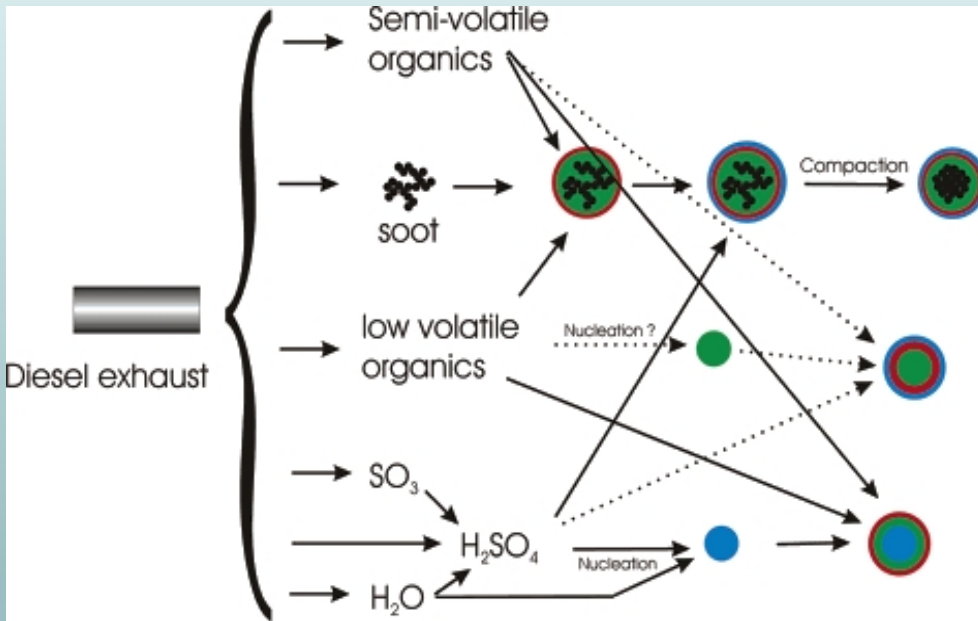


Put generator on wheels and move it and it is certified by dilution sampling. Install the generator permanently and it is certified by hot stack sampling and yields different emissions

Cooling, dilution and aging leads to particle nucleation and growth

Particle evolution

Particle size distribution



Factors Affecting Diesel Emissions:

- Engine types and power
- Engine operating conditions (e.g., idle, accelerate, and decelerate)
- Fuel formulations (e.g., sulfur or aromatic content)
- Dilution and aging
- Meteorology (e.g., sunlight, temperature, and relative humidity)
- Interactions with ground-level environment

PM organic carbon and sulfates form at lower temperatures in diluted ship stack emissions

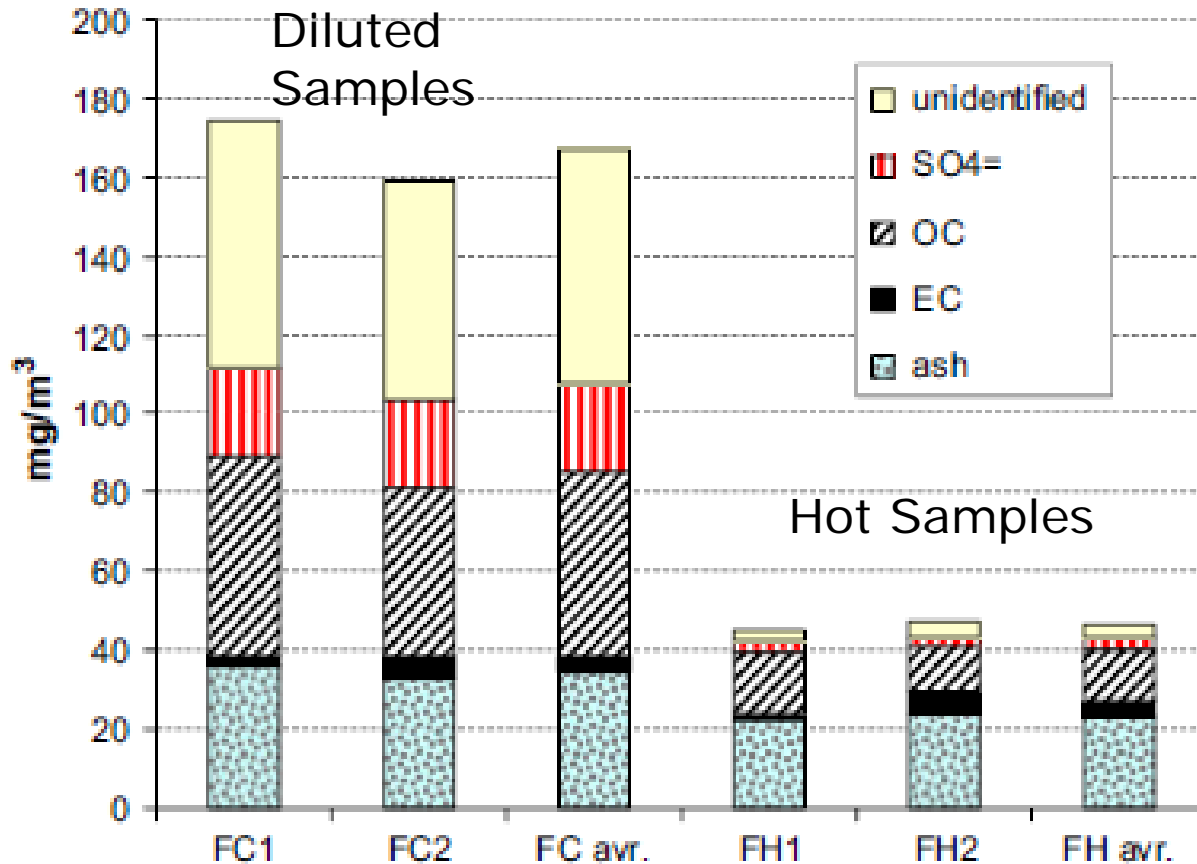
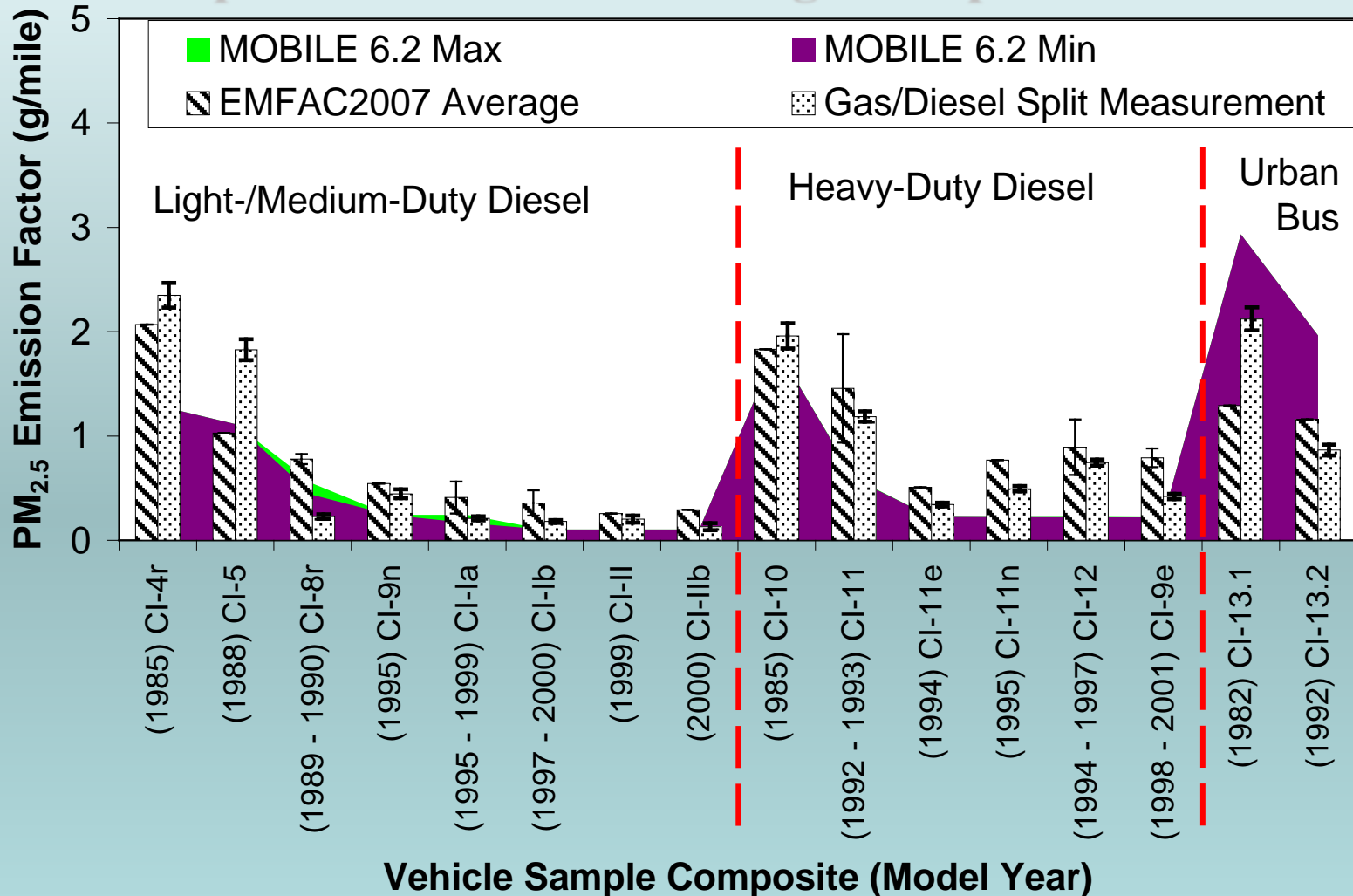


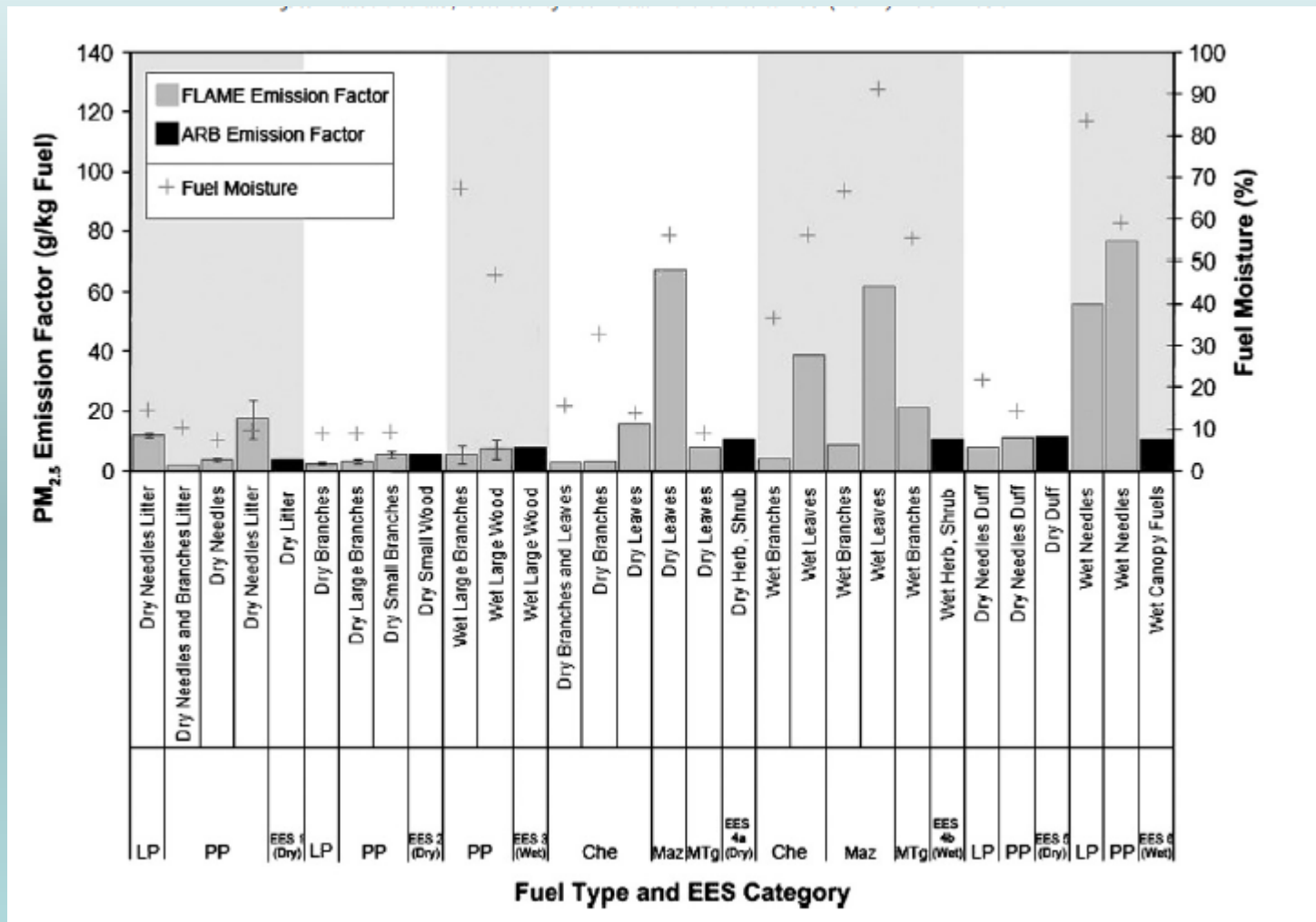
Fig. 3. Composition of PM (as mg m^{-3} exhaust gas) collected on filters in the diluted (FC) and hot (FH) exhaust gas. FC1, FC2, FCavr. and FH1, FH2, FHavr. are individual filter samples and their average values collected in the diluted and hot exhaust, respectively.

PM emission factor models for on-road engines in developed countries are improving, but these are becoming less important emitters with engine improvements



Hot City-Suburban route (HCS) driving cycle during the Gas/Diesel Split Study with MOBILE 6.2 and EMFAC 2007 model estimates for the Federal Test Procedure (FTP) cycle.

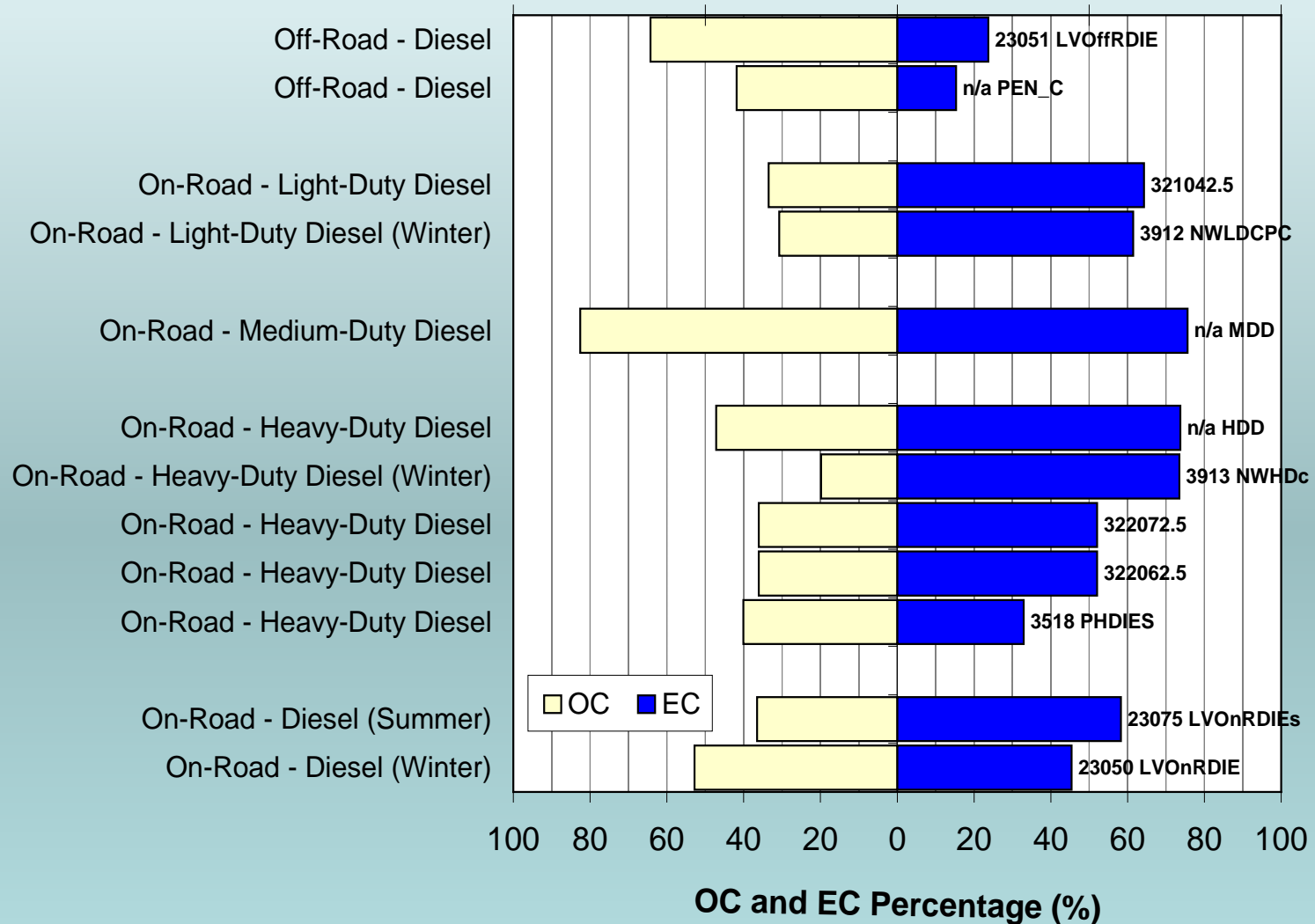
Fuel moisture is an important variable in biomass burning that is not easily incorporated into emissions models



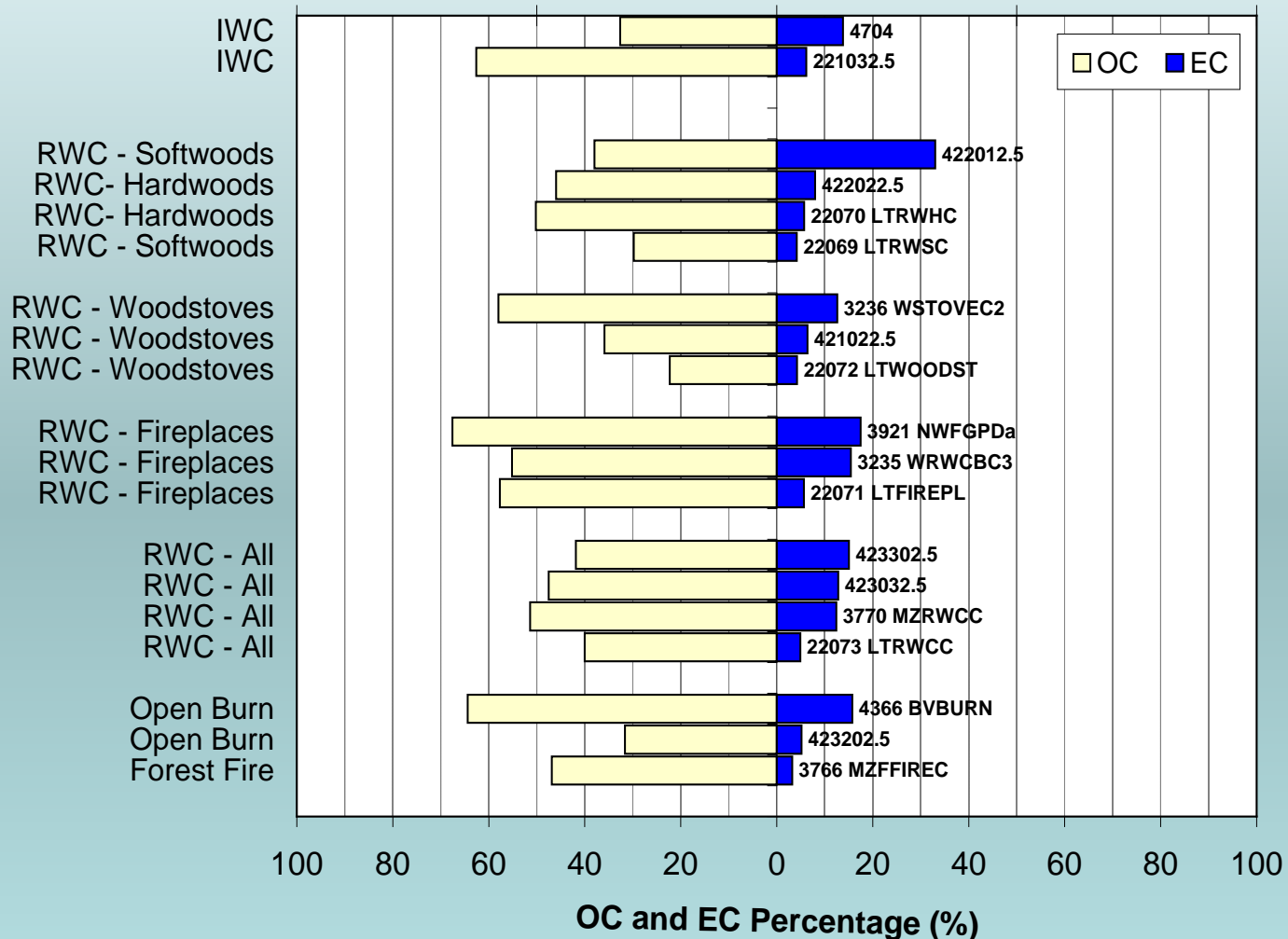
Chemical source profiles are determined only for special studies and are compiled in data bases

- ARB speciation profiles
<http://arb.ca.gov/ei/speciate/speciate.htm>
- EPA SPECIATE profile data base
<http://www.epa.gov/ttn/chief/software/speciate/index.html>
- Both are pull (periodically adding profiles) rather than push (accepting submissions and descriptions from researchers) data sets and are often out of date

PM_{2.5} OC and EC abundances are highest in diesel exhaust from older engines, and they are highly variable

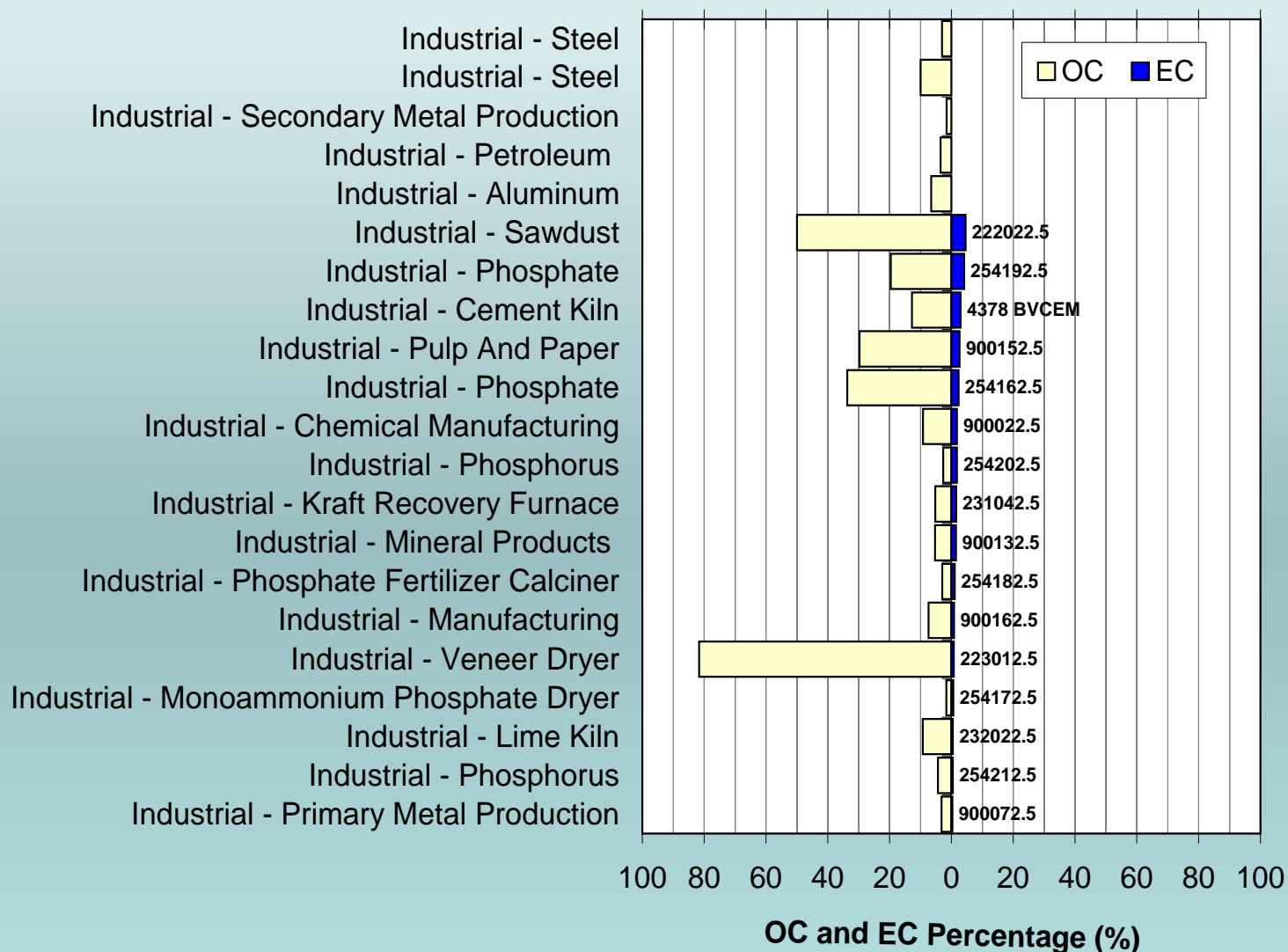


PM_{2.5} OC and EC abundances are even more variable for biomass burning



IWC: Industrial Wood Combustion; RWC: Residential Wood Combustion

OC and EC abundances are generally low in industrial stack emissions from developed countries



BC abundances in source samples also depend on the measurement method and are not compatible with ambient measurements

Instruments	Operating principle	Observables	Avg time
Dual wavelength Aethalometer (370, 880 nm)	Filter-based light attenuation	Light absorption (Mm^{-1}) or BC ($\mu g/m^3$)	5 min
Seven color Aethalometer (370, 450, 571, 615, 660, 880, and 950 nm)	Filter-based light attenuation	Light absorption (Mm^{-1}) or BC ($\mu g/m^3$)	5 min
PSAP (467, 530, and 660 nm)	Filter-based light attenuation	Light absorption (Mm^{-1}) or BC ($\mu g/m^3$)	5 min
MAAP (670 nm)	Filter-based light attenuation with compensating light scattering effects	Light absorption (Mm^{-1}) or BC ($\mu g/m^3$)	5 min
DMT Photoacoustic (405, 532, and 781 nm)	Light absorption of particles in air based on heating and cooling that creates a sound wave	Light absorption (Mm^{-1}) or BC ($\mu g/m^3$)	5 min
Sunset carbon analyzer (660 nm)	Thermal/optical transmittance (TOT; NISOH 5040 protocol)	EC and OC ($\mu g/m^3$) and optical BC ($\mu g/m^3$)	1-24 hour
R&P 5400 carbon analyzer	Thermal OC/EC at 275 °C and 750 °C	EC and OC ($\mu g/m^3$)	1 hour
PAS 2000 PAH monitor	Photoionization	Particle bound PAH (fA)	5 min
DRI carbon analyzer	Thermal/optical reflectance (TOR; IMPROVE_A protocol)	EC and OC ($\mu g/m^3$)	1-24 hr

OC turns into EC during thermal analyses

- OC in the aerosol deposit on the filter surface chars during thermal analysis
- Adsorbed organic vapors also char filter during analysis, causing differences between reflectance and transmittance measurements

Sample 12/25/02 in IMPROVE Protocol

Temperature (°C) and Combustion Atmosphere	50 (He)	250 (He)	549 (He)	550* (He/O ₂)	550** (He/O ₂)	800 (He/O ₂)
Reflectance (R)	588	582	516	575	1314	1561
Transmittance (T)	6	4	0	0	268	538
Front						
Back						
Cross Section Back ↔ Front						

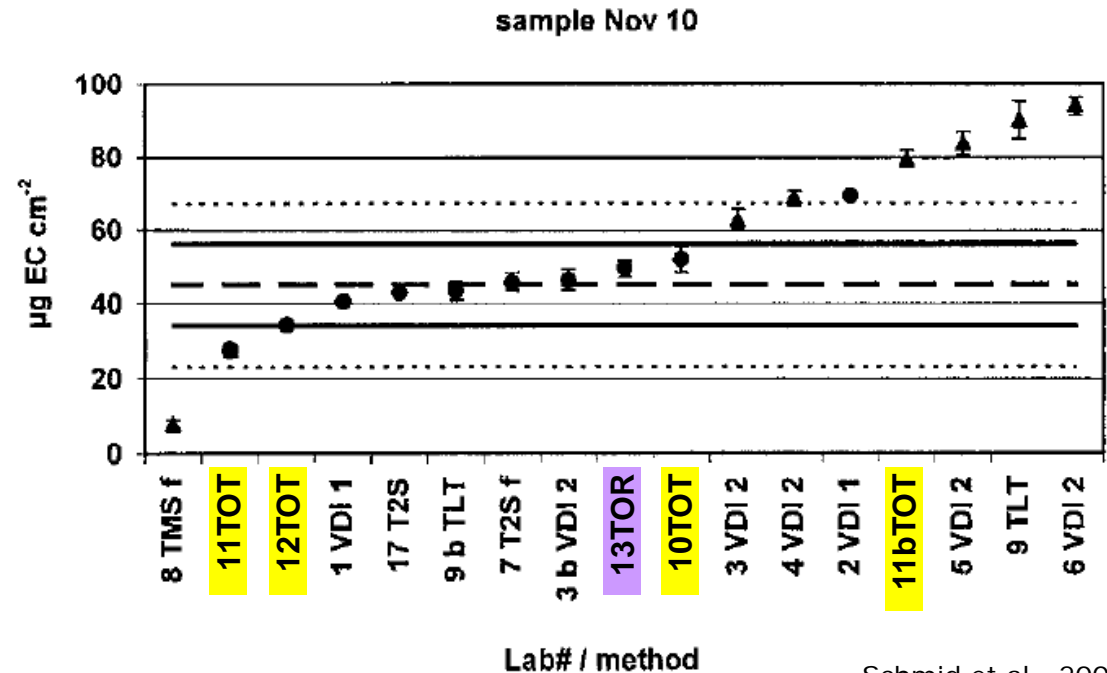
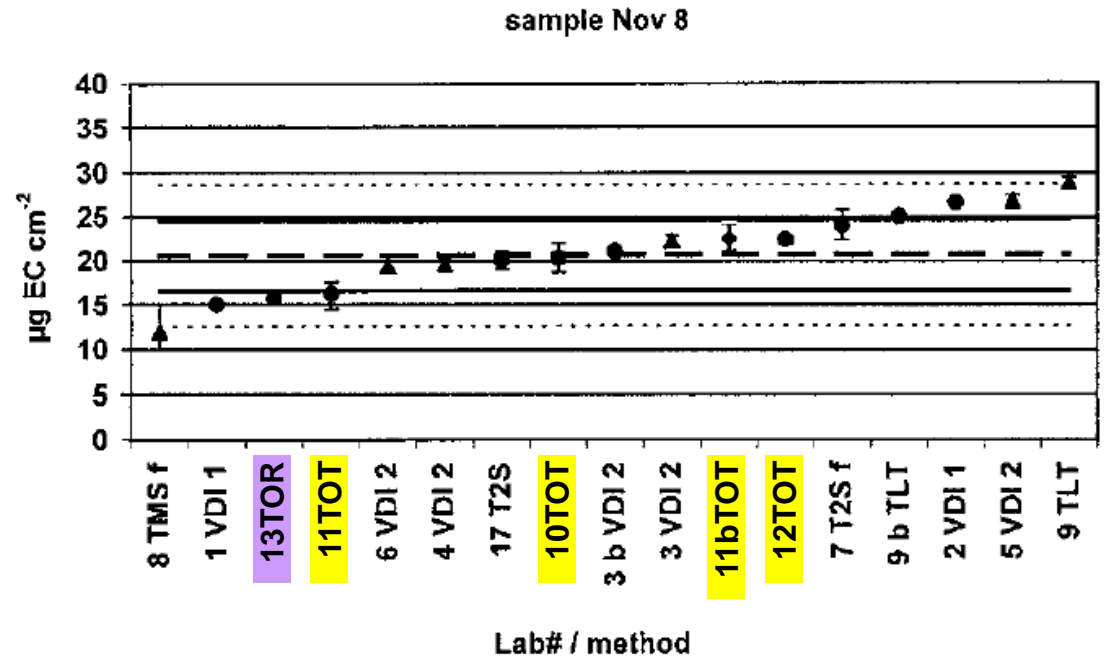
* Beginning of EC1 stage.

** End of EC1 stage.

Sample 12/25/02 in STN Protocol

Temperature (°C) and Combustion Atmosphere	50 (He)	609 (He)	897 (He)	644 (He/O ₂)	677 (He/O ₂)	920 (He/O ₂)
Reflectance (R)	587	507	365	573	897	1564
Transmittance (T)	5	0	0	0	4	534
Front						
Back						
Cross Section Back ↔ Front						

Different thermal evolution protocols give different results for elemental carbon



California carbon emissions are dominated by biomass burning and engine exhaust (mostly diesel)

Source Categories	2006 Emissions (tons/yr)		
	PM _{2.5}	BC	OC
Fuel Combustion	11,727	1389	2268
Waste Disposal	230	18	42
Petroleum Production	781	34	68
Industrial Processes	17,178	231	4096
Solvent Evaporation	13	0	3
Miscellaneous (Wood stoves, fireplaces, waste)	164,111	12,609	48,381
Mobile (On-Road)	24,014	10,483	9703
Mobile (Other)	29,427	12,158	13,890
Wildfires	78,479 ^a	15,161	29,530
Total	325,959	52,084	107,979

BC emissions can change by a factor of two with an equally justifiable source profile

Source Category	2006 BC Emissions (tons/yr)		
	Base Case ^a	Based on CARB Gasoline and Diesel Profiles ^b	Based on Fresno RWC Profile ^c
Fuel combustion	1,389	1,135 ^c	1,389
Industrial processes	231	231	231
Miscellaneous	12,609	12,609	10,684
Natural (wildfires)	15,161	15,161	15,161
Mobile (on-road)	10,483	5,876 ^c	10,483
Mobile (other)	12,158	8,302 ^c	12,158
Petroleum production	34	34	34
Waste disposal	18	18	18
Total	52,084	43,367 ^c	49,885

Comparing different inventories can yield similar totals, but very different category emissions

Table 4. Comparison between 1995 California^a and 1996 Bond et al.³⁰ black carbon (BC) and organic carbon (OC) emissions.

Emissions Inventory	Species	Base Year	Biofuel Combustion ^b	Fossil Fuel Combustion ^c	Open Biomass Burning ^d	Total
BC emissions in tons/yr (t/yr) (% of total)						
CARB ⁷⁰	BC	1995	4,741 (12%)	24,017 (62%)	9,978 (26%)	38,781
Bond et al. ³⁰	BC	1996	7,884 (24%)	16,109 (48%)	9,288 (28%)	33,281
OC in t/yr (% of total)						
CARB ⁷⁰	OC	1995	23,691 (29%)	30,332 (37%)	24,336 (30%)	82,596
Bond et al. ³⁰	OC	1996	42,991 (24%)	17,142 (10%)	118,968 (66%)	179,101
OC/BC ratios						
CARB ⁷⁰	OC/BC	1995	5.0	1.3	2.4	2.1
Bond et al. ³⁰	OC/BC	1996	5.4	1.1	12.8	5.4

Notes: ^aCalifornia Air Resources Board (CARB) emission inventory: <http://www.arb.ca.gov/app/emsinv/fcemssumcat2007.php>. ^bBiofuel burning includes residential wood combustion (RWC) and cooking. ^cFossil fuel combustion includes fuel combustion, industrial activities, petroleum production, miscellaneous processes, and on-road and other mobile sources. ^dOpen burning includes agricultural waste burning, forest management, and wildfires.

Improving and using California BC inventories

- Incorporate BC measurements into certification tests and ensure compatibility with ambient measurement methods (CARB, 2011).
<http://www.arb.ca.gov/regact/2012/leviiighg2012/levapp.pdf>
- Create a push system for accumulating and describing profile measurements
- Separate emissions for the flaming and smoldering phases of biomass burning
- Quantify spectral absorption properties of source and ambient samples
- Incorporate carbon emissions into annual emission summaries

References

- Assamoi, E.M.; Lioussé, C. 2010. A new inventory for two-wheel vehicle emissions in West Africa for 2002. *Atmos. Environ.*, 44(32):3985-3996.
- Battyé, W., K. Boyer 2002. *Catalog of global emissions inventories and emissions inventory tools for black carbon*. 68-D-98-046. Chapel Hill, NC: EC/R Incorporated. http://cleanairinitiative.org/portal/system/files/37073_resource_1.pdf.
- Bond, T.C.; Streets, D.G.; Yarber, K.F.; Nelson, S.M.; Woo, J.H.; Klimont, Z. 2004. A technology-based global inventory of black and organic carbon emissions from combustion. *Journal of Geophysical Research-Atmospheres*, 109(D14):D14203. doi:10.1029/2003JD003697.
- Bond, T.C. 2011. *Bond research group: Aerosols in the global environment*. Urbana, IL: University of Illinois. <http://www.hiwater.org/>.
- Cao, G.L.; Zhang, X.Y.; Zheng, F.C. 2006. Inventory of black carbon and organic carbon emissions from China. *Atmos. Environ.*, 40(34):6516-6527.
- Cao, G.L.; Zhang, X.Y.; Gong, S.L.; An, X.Q.; Wang, Y.Q. 2011. Emission inventories of primary particles and pollutant gases for China. *Chinese Science Bulletin*, 56(8):781-788.
- Cao, J.J.; Chow, J.C.; Watson, J.G. 2012. A brief history of PM_{2.5} and its adverse effects. *Journal of Earth Environment*, 3(4):accepted.
- CARB 2011. *Appendix P: LEV III PM Technical support document-Development of particulate matter mass standards for future light duty vehicles*. Sacramento, CA: California Air Resources Board. <http://www.arb.ca.gov/regact/2012/leviiighg2012/levapp.pdf>.
- Chow, J.C.; Watson, J.G.; Chen, L.-W.A.; Arnott, W.P.; Moosmüller, H.; Fung, K.K. (2004). Equivalence of elemental carbon by Thermal/Optical Reflectance and Transmittance with different temperature protocols. *Environ. Sci. Technol.*, **38**(16):4414-4422
- Chow, J.C.; Watson, J.G.; Chen, L.-W.A.; Chang, M.C.O.; Robinson, N.F.; Trimble, D.L.; Kohl, S.D. 2007. The IMPROVE_A temperature protocol for thermal/optical carbon analysis: Maintaining consistency with a long-term database. *J. Air Waste Manage. Assoc.*, 57(9):1014-1023. <http://pubs.awma.org/gsearch/journal/2007/9/10.3155-1047-3289.57.9.1014.pdf>.
- Chow, J.C., J.G. Watson, D.H. Lowenthal, L.-W.A. Chen 2009. *Climate change - Characterization of black carbon and organic carbon air pollution emissions and evaluation of measurement methods*. Reno, NV: Desert Research Institute. http://www.arb.ca.gov/research/apr/past/04-307_v2.pdf.
- Chow, J.C., J.G. Watson, D.H. Lowenthal, L.-W.A. Chen 2009. *Climate change - Characterization of black carbon and organic carbon air pollution emissions and evaluation of measurement methods Phase II: Characterization of black carbon and organic carbon source emissions*. DRI 04-307. Reno, NV: Desert Research Institute.
- Chow, J.C.; Watson, J.G.; Lowenthal, D.H.; Chen, L.-W.A.; Motallebi, N. 2010. Black and organic carbon emission inventories: Review and application to California. *J. Air Waste Manage. Assoc.*, 60(4):497-507. <http://pubs.awma.org/gsearch/journal/2010/4/10.3155-1047-3289.60.4.497.PDF>.
- Chow, J.C.; Watson, J.G.; Green, M.C.; Frank, N.H. 2010. Filter light attenuation as a surrogate for elemental carbon. *J. Air Waste Manage. Assoc.*, 60(11):1365-1375. <http://www.tandfonline.com/doi/pdf/10.3155/1047-3289.60.11.1365>.
- Chow, J.C.; Watson, J.G. 2011. Air quality management of multiple pollutants and multiple effects. *Air Quality and Climate Change Journal*, 45(3):26-32.

References

- Chow, J.C.; Watson, J.G.; Chen, L.-W.A.; Lowenthal, D.H.; Motallebi, N. 2011. PM2.5 source profiles for black and organic carbon emission inventories. *Atmos. Environ.*, 45(31):5407-5414.
- Cofala, J.; Amann, M.; Klimont, Z.; Kupiainen, K.; Hoglund-Isaksson, L. 2007. Scenarios of global anthropogenic emissions of air pollutants and methane until 2030. *Atmos. Environ.*, 41:8486-8499.
- Cooke, W.F.; Liousse, C.; Cachier, H.; Feichter, J. 1999. Construction of a 1 degrees x 1 degrees fossil fuel emission data set for carbonaceous aerosol and implementation and radiative impact in the ECHAM4 model. *J. Geophys. Res.*, 104(D18):22137-22162.
- Corbett, J.J.; Lack, D.A.; Winebrake, J.J.; Harder, S.; Silberman, J.A.; Gold, M. 2010. Arctic shipping emissions inventories and future scenarios. *Atmos. Chem. Phys.*, 10(19):9689-9704.
- Dreher, D.B.; Harley, R.A. 1998. A fuel-based inventory for heavy-duty diesel truck emissions. *J. Air Waste Manage. Assoc.*, 48(4):352-358.
- Fu, T.M.; Cao, J.J.; Zhang, X.Y.; Lee, S.C.; Zhang, Q.; Han, Y.M.; Qu, W.J.; Han, Z.; Zhang, R.; Wang, Y.X.; Chen, D.; Henze, D.K. 2012. Carbonaceous aerosols in China: top-down constraints on primary sources and estimation of secondary contribution. *Atmos. Chem. Phys.*, 12(5):2725-2746.
- Fujita, E.M.; Campbell, D.E.; Arnott, W.P.; Chow, J.C.; Zielinska, B. 2007. Evaluations of the chemical mass balance method for determining contributions of gasoline and diesel exhaust to ambient carbonaceous aerosols. *J. Air Waste Manage. Assoc.*, 57(6):721-740.
- Fujita, E.M.; Zielinska, B.; Campbell, D.E.; Arnott, W.P.; Sagebiel, J.C.; Mazzoleni, L.R.; Chow, J.C.; Gabele, P.A.; Crews, W.; Snow, R.; Clark, N.N.; Wayne, W.S.; Lawson, D.R. 2007. Variations in speciated emissions from spark-ignition and compression-ignition motor vehicles in California's south coast air basin. *J. Air Waste Manage. Assoc.*, 57(6):705-720.
<http://pubs.awma.org/gsearch/journal/2007/6/10.3155-1047-3289.57.6.705.pdf>.
- Fujita, E.M.; Campbell, D.E.; Zielinska, B.; Chow, J.C.; Lindhjem, C.E.; DenBleyker, A.; Bishop, G.A.; Schuchmann, B.G.; Stedman, D.H.; Lawson, D.R. 2012. Comparison of the MOVES2010a, MOBILE6.2 and EMFAC2007 mobile source emissions models with on-road traffic tunnel and remote sensing measurements. *J. Air Waste Manage. Assoc.*, 62(10):1134-1149.
<http://www.tandfonline.com/doi/pdf/10.1080/10962247.2012.699016>.
- Fulper, C.R.; Kishan, S.; Baldauf, R.W.; Sabisch, M.; Warila, J.; Fujita, E.M.; Scarbro, C.; Crews, W.S.; Snow, R.; Gabele, P.; Santos, R.; Tierney, E.; Cantrell, B. 2010. Methods of characterizing the distribution of exhaust emissions from light-duty, gasoline-powered motor vehicles in the U.S. fleet. *J. Air Waste Manage. Assoc.*, 60(11):1376-1387.
- Hakami, A.; Henze, D.K.; Seinfeld, J.H.; Chai, T.; Tang, Y.; Carmichael, G.R.; Sandu, A. 2005. Adjoint inverse modeling of black carbon during the Asian Pacific Regional Aerosol Characterization Experiment. *Journal of Geophysical Research-Atmospheres*, 110(D14)
- Hu, Y.T.; Napelenok, S.L.; Odman, M.T.; Russell, A.G. 2009. Sensitivity of inverse estimation of 2004 elemental carbon emissions inventory in the United States to the choice of observational networks. *Geophys. Res. Lett.*, 36
- Hu, Y.T.; Odman, M.T.; Russell, A.G. 2009. Top-down analysis of the elemental carbon emissions inventory in the United States by inverse modeling using Community Multiscale Air Quality model with decoupled direct method (CMAQ-DDM). *Journal of Geophysical Research-Atmospheres*, 114

References

- Junker, C.; Liousse, C. 2008. A global emission inventory of carbonaceous aerosol from historic records of fossil fuel and biofuel consumption for the period 1860-1997. *Atmos. Chem. Phys.*, 8(5):1195-1207.
- Kittelson, D.B. 1998. Engines and nanoparticles: A review. *J. Aerosol Sci.*, 29(5/6):575-588.
- Kohler, I.; Dameris, M.; Ackermann, I.; Hass, H. 2001. Contribution of road traffic emissions to the atmospheric black carbon burden in the mid-1990s. *J. Geophys. Res.*, 106(D16):17997-18014.
- Kondo, Y.; Oshima, N.; Kajino, M.; Mikami, R.; Moteki, N.; Takegawa, N.; Verma, R.L.; Kajii, Y.; Kato, S.; Takami, A. 2011. Emissions of black carbon in East Asia estimated from observations at a remote site in the East China Sea. *Journal of Geophysical Research-Atmospheres*, 116
- Kupiainen, K.; Klimont, Z. 2007. Primary emissions of fine carbonaceous particles in Europe. *Atmos. Environ.*, 41(10):2156-2170.
- Lamarque, J.F.; Bond, T.C.; Eyring, V.; Granier, C.; Heil, A.; Klimont, Z.; Lee, D.; Liousse, C.; Mieville, A.; Owen, B.; Schultz, M.G.; Shindell, D.; Smith, S.J.; Stehfest, E.; van Aardenne, J.; Cooper, O.R.; Kainuma, M.; Mahowald, N.; McConnell, J.R.; Naik, V.; Riahi, K.; van Vuuren, D.P. 2010. Historical (1850-2000) gridded anthropogenic and biomass burning emissions of reactive gases and aerosols: Methodology and application. *Atmos. Chem. Phys.*, 10(15):7017-7039.
- Moldanova, J.; Fridell, E.; Popovicheva, O.B.; Demirdjian, B.; Tishkova, V.; Faccineto, A.; Focsa, C. 2009. Characterisation of particulate matter and gaseous emissions from a large ship diesel engine. *Atmos. Environ.*, 43(16):2632-2641.
- Penner, J.E.; Eddleman, H.; Novakov, T. 1993. Towards the development of a global inventory for black carbon emissions. *Atmos. Environ.*, 27A(8):1277-1295.
- Qin, Y.; Xie, S.D. 2011. Estimation of county-level black carbon emissions and its spatial distribution in China in 2000. *Atmos. Environ.*, 45(38):6995-7004. .
- Reddy, M.S.; Venkataraman, C. 2002. Inventory of aerosol and sulphur dioxide emissions from India Part 1. Fossil fuel combustion. *Atmos. Environ.*, 36(4):677-697.
- Reddy, M.S.; Venkataraman, C. 2002. Inventory of aerosol and sulphur dioxide emissions from India Part 2. Biomass combustion. *Atmos. Environ.*, 36(4):699-712.
- Richard, T.; Bachmann, J.D.; Cachier, H.; Cary, R.A.; Chow, J.C.; Currie, L.A.; Doddridge, B.G.; Gundel, L.A.; Fuller, K.A.; Hannson, H.C.; Hemming, B.; Hildemann, L.M.; Kamens, R.M.; Lee, S.; Liu, L.J.S.; Mauderly, J.L.; Mazurek, M.A.; Malm, W.C.; Moore, T.; Moosmüller, H.; Niessner, R.; Pandis, S.N.; Pankow, J.F.; Puxbaum, H.; Schauer, J.J.; Watson, J.G.; Zielinska, B. (2004). Atmospheric Particulate Carbon Exchange (APACE). prepared by Fort Lewis College, Durango, CO, <http://www.wrapair.org/APACE/default.htm>.
- Schmid, H.P.; Laskus, L.; Abraham, H.J.; Baltensperger, U.; Lavanchy, V.M.H.; Bizjak, M.; Burba, P.; Cachier, H.; Crow, D.; Chow, J.C.; Gnauk, T.; Even, A.; ten Brink, H.M.; Giesen, K.P.; Hitznerberger, R.; Hueglin, C.; Maenhaut, W.; Pio, C.A.; Puttock, J.; Putaud, J.P.; Toom-Saunty, D.; Puxbaum, H. 2001. Results of the "Carbon Conference" international aerosol carbon round robin test: Stage 1. *Atmos. Environ.*, 35(12):2111-2121.
- Schneider, J.; Hock, N.; Weimer, S.; Borrmann, S.; Kirchner, U.; Vogt, R.; Scheer, V. 2005. Nucleation particles in diesel exhaust: Composition inferred from in situ mass spectrometric analysis. *Environ. Sci. Technol.*, 39(16):6153-6161.
- Streets, D.G.; Gupta, S.; Waldhoff, S.T.; Wang, M.Q.; Bond, T.C.; Bo, Y. 2001. Black carbon emissions in China. *Atmos. Environ.*, 35(25):4281-4296.

References

- Streets, D.G.; Bond, T.C.; Carmichael, G.R.; Fernandes, S.D.; Fu, Q.; He, D.; Klimont, Z.; Nelson, S.M.; Tsai, N.Y.; Wang, M.Q.; Woo, J.H.; Yarber, K.F. 2003. An inventory of gaseous and primary aerosol emissions in Asia in the year 2000. *J. Geophys. Res.*, 108(D21):GTE30-1-GTE30-28. doi:10.1029/2002JD003093.
- Wang, R.; Tao, S.; Wang, W.T.; Liu, J.F.; Shen, H.Z.; Shen, G.F.; Wang, B.; Liu, X.P.; Li, W.; Huang, Y.; Zhang, Y.Y.; Lu, Y.; Chen, H.; Chen, Y.C.; Wang, C.; Zhu, D.; Wang, X.L.; Li, B.G.; Liu, W.X.; Ma, J.M. 2012. Black carbon emissions in China from 1949 to 2050. *Environ. Sci. Technol.*, 46(14):7595-7603.
- Wang, R.; Tao, S.; Shen, H.Z.; Wang, X.L.; Li, B.G.; Shen, G.F.; Wang, B.; Li, W.; Liu, X.P.; Huang, Y.; Zhang, Y.Y.; Lu, Y.; Ouyang, H.L. 2012. Global emission of black carbon from motor vehicles from 1960 to 2006. *Environ. Sci. Technol.*, 46(2):1278-1284.
- Wang, X.L.; Watson, J.G.; Chow, J.C.; Gronstal, S.; Kohl, S.D. (2012). An efficient multipollutant system for measuring real-world emissions from stationary and mobile sources. *AAQR*, 12(1):145-160. http://aaqr.org/VOL12_No2_April2012/1_AAQR-11-11-OA-0187_145-160.pdf.
- Watson, J.G.; Chow, J.C.; Chen, L.-W.A. (2005). Summary of organic and elemental carbon/black carbon analysis methods and intercomparisons. *AAQR*, 5(1):65-102. http://aaqr.org/VOL5_No1_June2005/6_AAQR-05-06-OA-0006_65-102.pdf.
- Watson, J.G.; Chow, J.C.; Chen, L.-W.A.; Green, M.C.; Kohl, S.D. (2011). Wintertime PM_{2.5} source contributions in Reno, NV, prepared by Desert Research Institute, Reno, NV, for Reno, NV, Washoe County Health District, Air Quality Division.
- Watson, J.G.; Chow, J.C.; Chen, L.-W.A.; Lowenthal, D.H.; Fujita, E.M.; Kuhns, H.D.; Sodeman, D.A.; Campbell, D.E.; Moosmüller, H.; Zhu, D.Z. 2011. Particulate emission factors for mobile fossil fuel and biomass combustion sources. *Sci. Total Environ.*, 409:2384-2396.
- Watson, J.G.; Chow, J.C.; Wang, X.L.; Kohl, S.D.; Chen, L.-W.A.; Etyemezian, V. (2012). Overview of real-world emission characterization methods. In *Alberta Oil Sands: Energy, Industry, and the Environment*, Percy, K. E., Ed.; Elsevier Press: Amsterdam, The Netherlands, 145-170.
- Winther, M.; Nielsen, O.K. 2011. Technology dependent BC and OC emissions for Denmark, Greenland and the Faroe Islands calculated for the time period 1990-2030. *Atmos. Environ.*, 45(32):5880-5895. .
- Yan, F.; Winijkul, E.; Jung, S.; Bond, T.C.; Streets, D.G. 2011. Global emission projections of particulate matter (PM): I. Exhaust emissions from on-road vehicles. *Atmos. Environ.*, 45(28):4830-4844.
- Zhang, Q.; Streets, D.G.; Carmichael, G.R.; He, K.B.; Huo, H.; Kannari, A.; Klimont, Z.; Park, I.S.; Reddy, S.; Fu, J.S.; Chen, D.; Duan, L.; Lei, Y.; Wang, L.T.; Yao, Z.L. 2009. Asian emissions in 2006 for the NASA INTEX-B mission. *Atmos. Chem. Phys.*, 9(14):5131-5153.
- Zhao, Y.; Nielsen, C.P.; Lei, Y.; McElroy, M.B.; Hao, J. 2011. Quantifying the uncertainties of a bottom-up emission inventory of anthropogenic atmospheric pollutants in China. *Atmos. Chem. Phys.*, 11(5):2295-2308.