

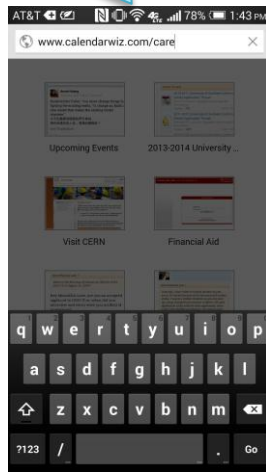


Cancer Supportive Care Program (CSCP) Calendar App Download Guide for Android

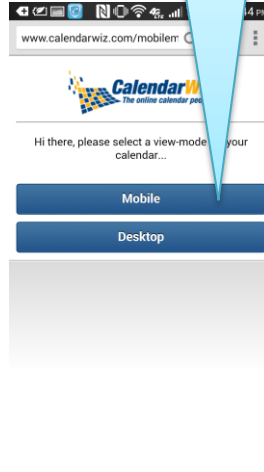
1. Open Google



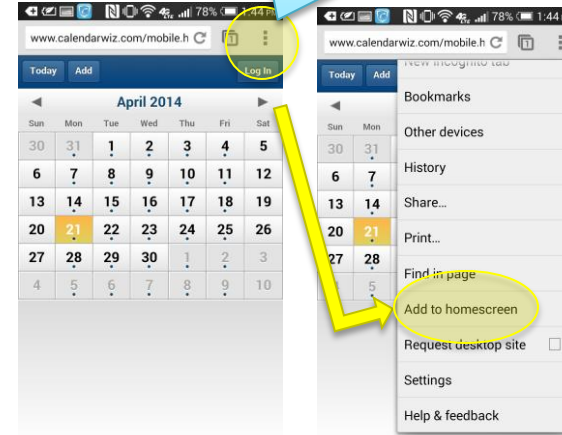
2. Search: www.calendarwiz.com/care



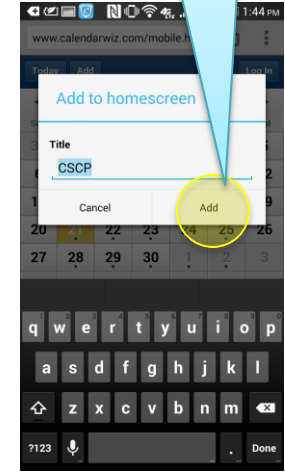
3. Choose "Mobile"




4. Click the drop down menu, then "Add to homescreen"



5. Click "Add"



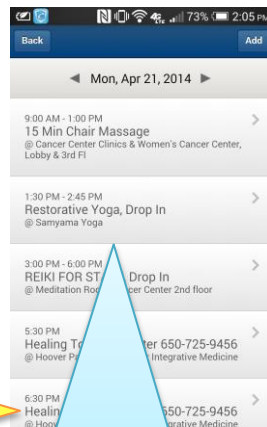
6. The CSCP calendar icon will appear on your Home Screen



7. Choose a day of the month



8. Pick the Cancer Supportive Care Program service that fits your needs and schedule



9. Set reminders or email to others!

