

Evolving Financial Reporting

Consolidated Expenditure Reporting

Agenda

- Evolve Financial Reporting Program Overview
- OBI Consolidated Expenditure Reporting (CER)
 - *Dashboard Demo*
- Transitioning to OBI CER

The background features a large, light gray watermark of the Stanford University seal. The seal is circular and contains a central tree (the Sycamore) on a hill, with the text 'LELAND STANFORD JUNIOR UNIVERSITY' around the top, 'FUND. 1891' at the bottom, and 'SICUT PATRIBUS SIT ET POSTERIS' in the center. There are also stars around the bottom edge of the seal.

Evolve Financial Reporting Program Overview

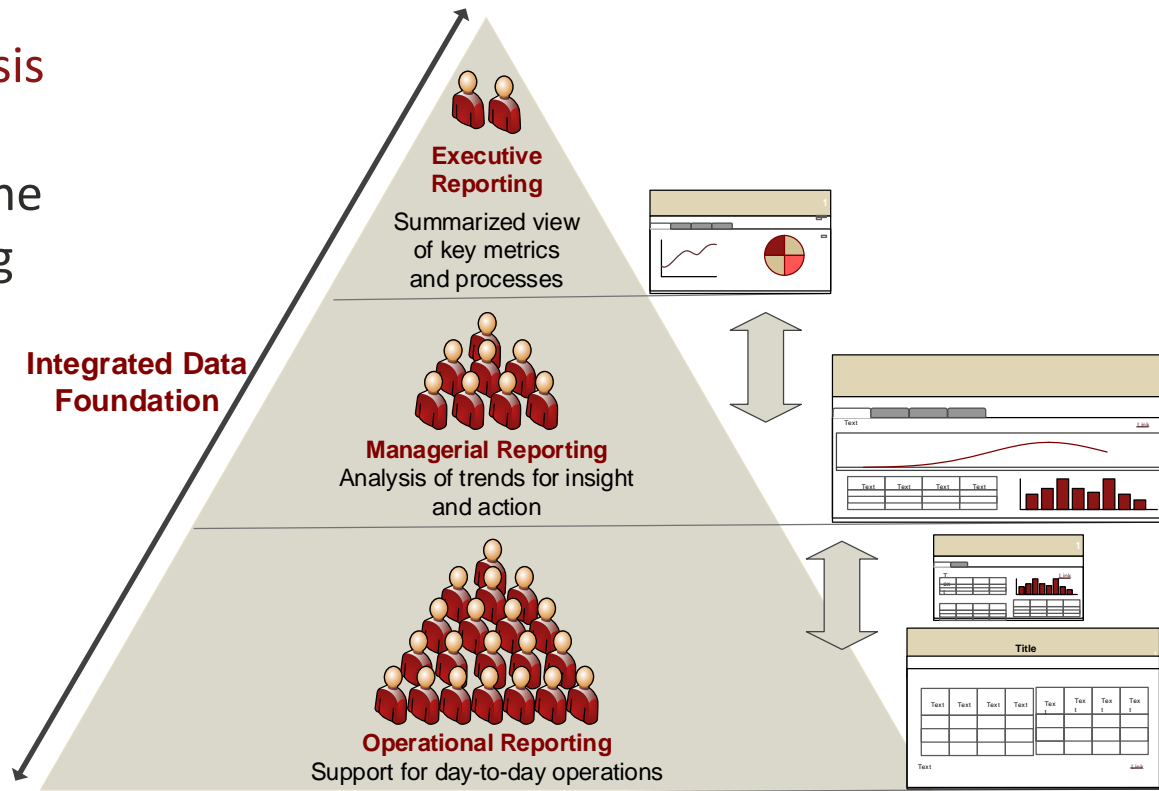
Evolve Financial Reporting

Vision

Enable **high quality business decisions** by delivering the **right information** to the **right people** at the **right time** via the **most effective method**.

Program Goals


1. Deliver **self-service analysis** and reporting
2. **Standardize** and streamline field **names** and reporting **content**
3. Build and evolve **data foundation**
4. Address rapidly changing business needs **more efficiently**
5. **Educate staff** on financial management reporting



Evolve Financial Reporting Program: Overview

Scope and phasing

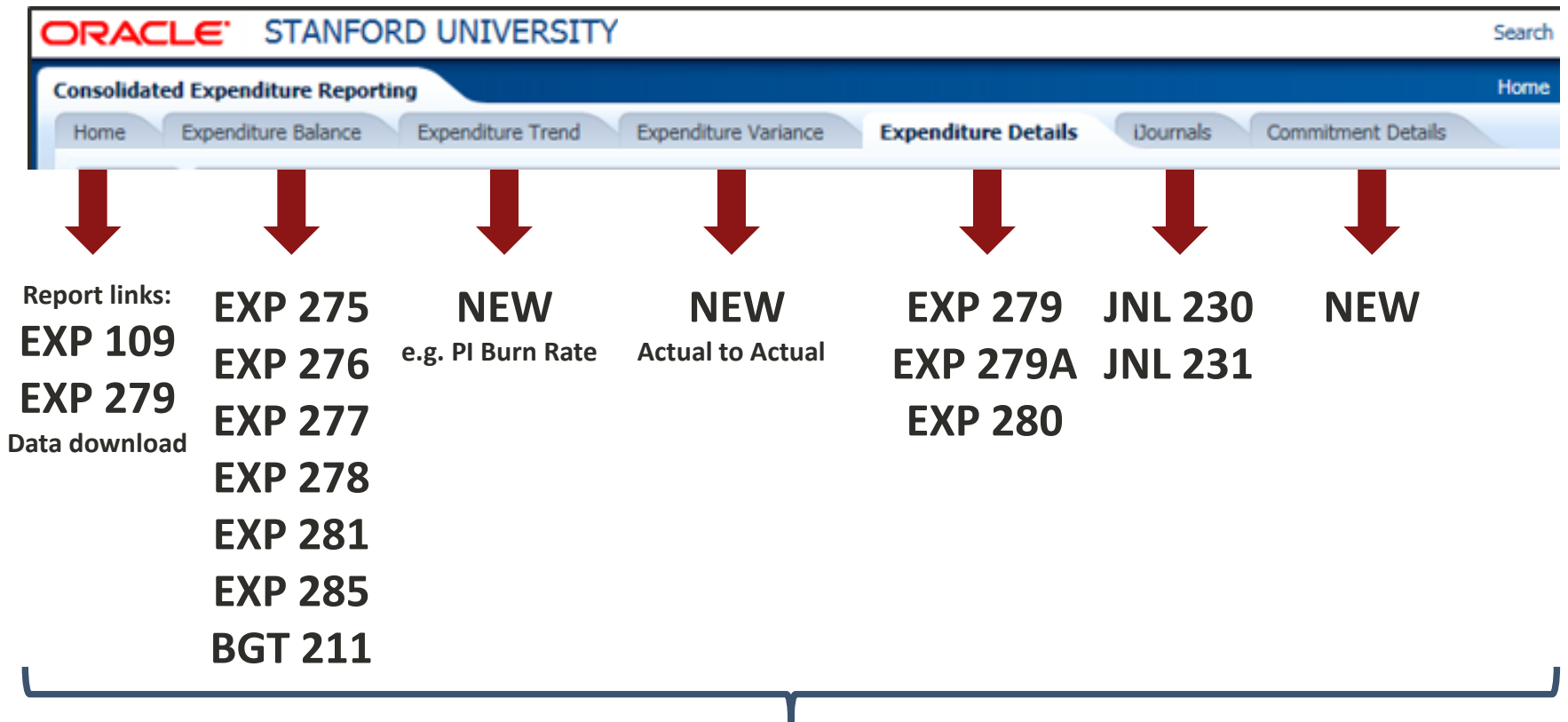
Payroll and Labor Management Reporting Fall 2013	Integrated Payment and Expenditure Reporting			Revenue and Fund Management Reporting Est. Delivery Aug 2017	Budget Management
	Expense Request Reporting Feb. 2015	Consolidated Expenditure Reporting March 21, 2016	Procure to Pay Detail Reporting Est. Delivery Jan. 2017		



Reporting Phase	Delivery Date	Notes
Payroll and Labor Management (PLM)	October 2013	<ul style="list-style-type: none"> Payroll earnings, time and leave, and labor schedule detail
PTA and Reference Data Reporting	April 2014	<ul style="list-style-type: none"> PTA and Expenditure Type attributes
Expense Request Reporting (ERR)	February 2015	<ul style="list-style-type: none"> Reimbursements and other expense requests data
Consolidated Expenditure Reporting (CER)	March 21, 2016	<ul style="list-style-type: none"> Expenditure Statements replacement (e.g., FIN_EXP 279, 285) Budgets, Actuals, Hard Commitments, iJournals
<i>P2P Detail Reporting</i>	<i>January 2017</i>	<ul style="list-style-type: none"> <i>All other P2P detail (in addition to ERR)</i> <i>Completes ability to drill to details for expenditures</i>
<i>Revenue and Fund Reporting</i>	<i>August 2017</i>	<ul style="list-style-type: none"> General Ledger Data (e.g. FIN_FUND 153, 154)
<i>Budget Management Reporting (Tidemark)</i>	<i>TBD</i>	<ul style="list-style-type: none"> <i>Incorporates additional data for Budget Mgmt process</i> <i>Aspects of Budget Management Reporting to be delivered as part of CER and REV phases</i>

RM3 Reports Included in the Scope of CER

***RM3 reports shown below will not be retired until sometime after YEC FY2016**



Drill down to transaction details formerly found in:

LABOR 168, LABOR 169, LABOR 170, LABOR 172, LABOR 173, LABOR 247, IOU 265, IOU 266, IOU 267, IOU 269, IOU 268, PCARD 187, TCARD 301, JNL 230, JNL 231

Things you will love about OBI CER

- **Drill down** to details and across reports
- **Faster** than the equivalent RM3 reports
- Reports can be run over **multiple years**
- Ability to **customize a dashboard** report the way you want it (and **save and share that customization!**)
- **Excel-like functionality** (moving columns, changing sorts, summarization, etc.) directly in the OBI tool
- Functionality to **export all reports** in excel friendly format (you can pivot right away!)
- **Consistent** column **names**
- For those that want it, **every project includes** the delivery of an **ad hoc**

CER User Acceptance Testing

Preparing for a successful transition

After **10** weeks of testing:

573 Participants

From **26** Budget Units

Representing **96** Different Jobs



2,490* User Days in the System Testing

* That's over 9 years!

over **93,000** queries run
by participants

and over **130,000** queries in total

175 Logged enhancements
by UAT testers

Already Implemented **94**

CER Preview

THE FOLLOWING **PREVIEW** HAS BEEN APPROVED FOR
STANFORD FINANCIAL REPORT USERS
BY THE EVOLVE FINANCIAL REPORTING PROJECT TEAM

What people are saying about CER

From participants in User Acceptance Testing

More robust interface!

Two Words:
DRILL DOWN

More intuitive and user-friendly than RM3

Like going from an early 2000s flip phone to an iPhone 6





Transitioning to OBI CER

Authority and Access

- Initial CER Release:
 - ◆ Users of in-scope RM3 reports will automatically be granted OBI CER authority based on the scope of their RM3 authority (now is a good time to clean up existing RM3 authority)
 - ◆ Training will be required for **new OBI users** before access is granted (FIN-0340: Intro to OBI Financial Reporting)

- Post Release:
 - ◆ Schools and departments will be responsible for granting authority to new users and monitoring/updating authority
 - ◆ Training will be required before access is granted (FIN-0340: Intro to OBI Financial Reporting)

Learning Path for New Dashboard Users

Required training

FIN-0340:
Intro to OBI
Financial
Reporting

Obtain
Dashboard
Access

Business Process Focused Training/Resources

FIN-XXXX
Overview of
CER
Dashboard

FIN-0160
Reviewing &
Reconciling
Expenditures

Variance
Analysis
(summer 2016)

Burn Rate
Analysis
(summer 2016)

Support Resources

- Post-implementation Q&A sessions
 - ◆ Starting April, schedule to be announced
- Trained Specialists in the Financial Support Center
- Friday Open Labs
 - ◆ Every Friday, 9:00 – 12:00, Birch Lab
- Fingate online resources



Fingate Support Resources



[Fingate Financial Reporting Tools](#) > [OBI Financial Reporting](#) > About OBI Financial Reporting

- Staff Financial Home
- OBI News**
- About OBI Reporting
- Access
- Training
- How To...
- Reports
- Status & Updates
- Contacts

About OBI Financial Reporting

What Is OBI?

OBI stands for Oracle Business Intelligence – a suite of reporting and analysis tools in an easy to use interface. Through the implementation of OBI, we are evolving financial reporting to a whole new level by delivering the right tool to the right people with the right skill level:

- **Report Viewer authority:** Pre-defined and interactive reports for administrative and financial staff
- **Intermediate Ad Hoc authority:** Robust and dynamic ad hoc analyses for budget officers and experienced financial analysts

Why Use OBI?

- **Cross Application Reporting**
Report on PeopleSoft and Oracle Financials data from a single user interface

Launch Systems:

Oracle (ofweb)

[Browser Requirements](#)

Resources:

- » [Quick Start Guide](#)
- » [Predefined Report List](#)
- » [RM3 to OBI Crosswalks & OBI Task Mapping](#)
- » [Data Definitions Search](#)
- » [OBI Authority Model](#)
- » [Confidentiality Agreement](#)

Learn about Systems:

CMS

Staying Informed

- OBI email communications / OBI News online

Here's What's New with OBI Financial Reporting

February 17, 2016 | Archived News

Adventures in Financial Reporting: Patrick Coogan



Consolidated Expenditure Reporting—with new and powerful reporting and analysis capabilities—will be released on March 23, 2016. But the new system won't come to you without having been tested.

Consolidated Expenditure Reporting (CER) will cover expenditure statement-reporting that now is delivered through reports such as the ReportMetrics (RMS) 279 and 281. (Note: The RMS reports won't be retired until after year-end close.)

The system went through extensive User Acceptance Testing (UAT) over the past several months. We then conducted a contest, asking participants (there were 562 in all) if they thought CER was superior to ReportMetrics expenditure reports and how.

The Grand Prize Winner of the contest was Patrick Coogan (Jr.), financial analyst for the Prosser Institute for Energy. Patrick wrote: "Each month, I use the 'data download' function in RMS to manually create pivot tables and ad hoc reports for internal clients. During UAT, within about 10 minutes, I re-created the same monthly report...and was able to save it to be reproduced at the click of a button. This will save at least 8-10 hours of my time each month."

Patrick came to Stanford from the Chicago area, where he performed similar work at the University of Illinois-Chicago. You can count him as a big fan of Northern California weather (especially compared to Chicago) and of CER.

"I'm looking forward to when it goes live," he said, "not only to have that report, but also for the rest of the slick-and-dice tools available in it."

The 'U' in UAT



University report users were well-represented in User Acceptance Testing for CER. The numbers:

- 10 weeks of testing
- 562 participants from 26 budget units
- 2,358 user days in system testing
- 90,000+ queries run
- 175 logged enhancements, with 94 already implemented.

CER dashboard reports and ad hoc analyses are dynamic reporting tools, and enhancements will continue to be made, based on your feedback.

You're CER-tain to Love ...



What's to love about CER? You'll find plenty...including these features:

- Drill down to details and across reports
- Faster than the equivalent RMS reports
- Reports can be run over multiple years
- Ability to customize a dashboard report the way you want it (and save and share that customization)
- Excel-like functionality (moving columns, changing sorts, summarization, etc.) directly in the OBI tool
- Functionality to export all reports in Excel-friendly format (you can pivot right away!)
- Consistent column names
- For those that want it, every OBI financial dashboard release includes the delivery of ad hoc data

Information Sessions Scheduled




The OBI Financial Reporting Team has been reaching out to report users across campus, offering CER information sessions (including a demo of new CER dashboard reports) to anyone interested in attending. Many of the sessions are specific to business units, but several are open sessions that anyone can attend. Here are the remaining walk-in sessions:

Friday, Feb. 19: 1:30-2 p.m., 340 Gonsky (H, D&L)

Friday, Feb. 19: 1:30-2 p.m., 3160 Porter Dr. (Olean)

Tuesday, Feb. 23: 10-11:30 a.m., 340 Gonsky (H, D&L)

Please come to find out about the new system, and get your questions answered.



How Will Reporting Be Affected by CER?

CER scope by RM3 reports*

*RM3 reports shown below will not be retired until sometime after YEC FY2016

Delivered with CER	Report Category
FIN_EXP_275_Award_View FIN_EXP_276_Project_View FIN_EXP_277_Task_View FIN_EXP_278_Executive_Summary FIN_EXP_281_PTA_Interactive_Drill FIN_EXP_285_MO_Detail_Statement	Summary of expenditures
FIN_EXP_279_Transaction_Detail_Rpt FIN_EXP_279A_TRANS_DETAIL_FY_ONLY FIN_EXP_280_Month_By_Month_Drill	Detail of expenditures
FIN_JNL_230_Journal_Inquiry	Journals
FIN_EXP_282_ERA_Rollup	Summary commitment data
FIN_BGT_211_PTA_Budget	Budgeting
FIN_EXP_109_CMA_Total_Cost_MTDC / FIN_EXP_255_PI_Cert_Qtrly_Track FIN_JNL_231_Funding_Source	Miscellaneous

How Will Reporting Be Affected by CER?

CER related RM3 reports


Post CER	Report Category
FIN_EXP_285_Mo_Detail_Statement (electronically distributed via OBI CER rather than ReportMart3, TBD, if needed)	Detail of expenditures
FIN_CAP_107_Prj_to_Date_Mo	Capital expenditures
FIN_OSR_179_Exp_Award	Sponsored

Included in Expenditure Certification Project	Report Category
FIN_EXP_149_Qtrly_Exp_Cert (Quarterly Expenditure Review and Certification)	Detail of expenditures

How Will Reporting Be Affected by CER?

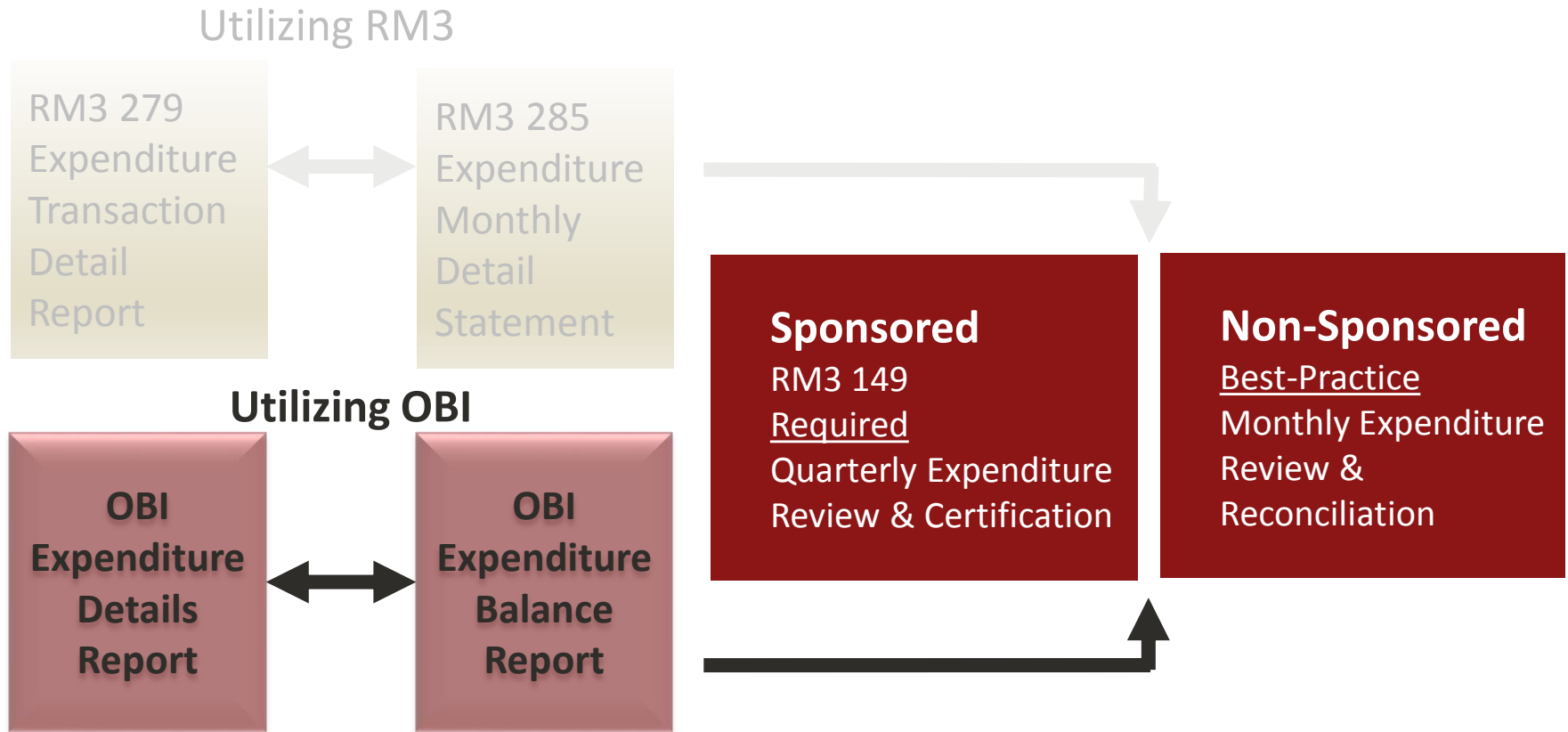
Expenditure Detail Review Process

Utilizing RM3



How Will Reporting Be Affected by CER?

Expenditure Detail Review Process



Advantages: Additional reporting views and interactive features to support richer analysis:

- Variance and Trend reporting
- Drill-down to Payroll and Labor Management and Expense Request Details (based on Authority Model)
- Customization capabilities



Stanford | Financial Management Services
Streamlined solutions. Stellar support.