

STANFORD

MEN'S BASKETBALL




2013-14






Schuyler Rimmer
Center
Fr. - 6-10 - 255
Orlando, FL



Christian Sanders
Guard
So. - 6-4 - 185
Houston, TX



Aaron Bright
Guard
Sr. - 5-11 - 175
Bellevue, WA



Malcolm Allen
Guard
Fr. - 6-1 - 175
Las Vegas, NV



Stefan Nastic
Center
R-Jr. - 6-11 - 245
Thornhill, Ontario, Canada



Chasson Randle
Guard
Jr. - 6-2 - 185
Rock Island, IL



Robbie Lemons
Guard
Sr. - 6-3 - 205
Carmichael, CA



Andy Brown
Forward
R-Sr. - 6-7 - 215
Yorba Linda, CA



Jack Ryan
Guard/Forward
R-So. - 6-8 - 210
Glenview, IL



Marcus Allen
Guard
Fr. - 6-3 - 190
Las Vegas, NV




Wade Morgan
Guard
Jr. - 6-1 - 175
South Orange, NJ



Anthony Brown
Guard/Forward
R-Jr. - 6-6 - 215
Fountain Valley, CA



Josh Huestis
Forward
Sr. - 6-7 - 230
Great Falls, MT



Rosco Allen
Forward
So. - 6-9 - 220
Budapest, Hungary



Grant Verhoeven
Center
So. - 6-9 - 245
Hanford, CA



Scott Woods
Forward
Fr. - 6-9 - 210
Simi Valley, CA



Dwight Powell
Forward
Sr. - 6-10 - 240
Toronto, Ontario, Canada



John Gage
Forward/Center
Sr. - 6-10 - 225
Vashon Island, WA



Elliott Bullock
Forward/Center
R-Jr. - 6-10 - 235
Salt Lake City, UT



Johnny Dawkins
Head Coach



Tim O'Toole
Assistant Coach



Charles Payne
Assistant Coach



Mike Schrage
Assistant Coach



Jeff LaMere
Assistant A.D./Director of
Basketball Operations

2013-14 Stanford Schedule

Table Of Contents

| | |
|---|---------|
| Radio/TV Roster | 1 |
| Schedule | 2 |
| Roster | 3 |
| Athletic Communications | 4 |
| Stanford on the Air | 5 |
| | |
| Basketball Tradition | 6-7 |
| In The NBA | 8-9 |
| All-Americans | 10 |
| Maples Pavilion | 11 |
| | |
| Johnny Dawkins | 12-13 |
| Tim O'Toole | 14 |
| Charles Payne | 15 |
| Mike Schrage | 16 |
| Jeff LaMere | 17 |
| Support Staff | 18-19 |
| | |
| Player Profiles | 20-53 |
| | |
| 2012-13 Statistics | 54 |
| Points/Rebounds/Assists, Starters | 55 |
| Box Scores | 56-64 |
| NIKE | 65 |
| | |
| Career Leaders | 66-68 |
| Season Leaders | 69-70 |
| Single-Game Bests | 71 |
| 1,000-Point Scorers | 72-75 |
| Freshman Records | 76 |
| Team Season Bests | 77 |
| Yearly Leaders | 78-79 |
| Annual Statistics | 80-81 |
| Victory Margins, Overtimes | 82-83 |
| Postseason Records | 84-85 |
| | |
| Yearly History | 86 |
| Coaching Records | 87 |
| Maples Pavilion Records | 88 |
| Year-By-Year Results | 89-101 |
| Records vs. Conference | 102 |
| Records vs. Opponents | 103-113 |
| In The Postseason | 114-119 |
| In The Rankings | 120-121 |
| All-Americans | 122-126 |
| All-Conference Honors | 127 |
| In The Pros | 128-129 |
| Letterwinners | 130-132 |
| All-Time Numerical Roster | 133-135 |
| | |
| Stanford University | 136-137 |
| Athletic Director Bernard Muir | 138 |
| Principles That Guide Us | 139 |
| Stanford's National Titles | 140-141 |

| Day | Date | Opponent | Site | Time | TV |
|-----------|-------------|------------------------------|-----------------|-------------|---------------|
| Sat. | Nov. 2 | Seattle Pacific (exhibition) | Stanford, CA | 2 p.m. | - |
| Fri. | Nov. 8 | Bucknell | Stanford, CA | 7 p.m. | P12NET |
| Mon. | Nov. 11 | BYU | Stanford, CA | 8 p.m. | ESPN2 |
| Thu. | Nov. 14 | Northwestern | Stanford, CA | 8 p.m. | ESPNU |
| Sun. | Nov. 17 | at Denver | Denver, CO | 11 a.m. | ROOT |
| Thu. | Nov. 21 | Texas Southern (1) | Stanford, CA | 7 p.m. | P12NET |
| Mon. | Nov. 25 | Houston (2) | Brooklyn, NY | 6:30 p.m. | ESPN2 |
| Tue. | Nov. 26 | Pittsburgh/Texas Tech (2) | Brooklyn, NY | 4 or 6 p.m. | ESPNU/ESPN3 |
| Sun. | Dec. 1 | South Dakota State (1) | Stanford, CA | 5 p.m. | P12NET |
| Sat. | Dec. 14 | UC Davis | Stanford, CA | 5 p.m. | P12NET |
| Wed. | Dec. 18 | at Connecticut | Hartford, CT | 6 p.m. | ESPN2 |
| Sat. | Dec. 21 | Michigan (3) | Brooklyn, NY | 5 p.m. | FS1 |
| Sun. | Dec. 29 | Cal Poly | Stanford, CA | 4 p.m. | P12NET |
| Thu. | Jan. 2 | * California | Stanford, CA | 6 p.m. | FS1 |
| Thu. | Jan. 9 | * at Oregon State | Corvallis, OR | 7 p.m. | P12NET |
| Sun. | Jan. 12 | * at Oregon | Eugene, OR | 2 p.m. | FS1 |
| Wed. | Jan. 15 | * Washington State | Stanford, CA | 7 p.m. | P12NET |
| Sat. | Jan. 18 | * Washington | Stanford, CA | 8 p.m. | ESPNU |
| Thu. | Jan. 23 | * at UCLA | Los Angeles, CA | 8 p.m. | P12NET |
| Sun. | Jan. 26 | * at USC | Los Angeles, CA | 2 p.m. | P12NET |
| Wed. | Jan. 29 | * Arizona | Stanford, CA | 6 p.m. | ESPN2 |
| Sat. | Feb. 1 | * Arizona State | Stanford, CA | 1 p.m. | P12NET |
| Wed. | Feb. 5 | * at California | Berkeley, CA | 6 p.m. | ESPN2 |
| Wed. | Feb. 12 | * at Washington | Seattle, WA | 6 p.m. | ESPN2 |
| Sat. | Feb. 15 | * at Washington State | Pullman, WA | 4 p.m. | P12NET |
| Thu. | Feb. 20 | * USC | Stanford, CA | 8 p.m. | P12NET |
| Sat. | Feb. 22 | * UCLA | Stanford, CA | 3 or 6 p.m. | ESPN or ESPN2 |
| Wed. | Feb. 26 | * at Arizona State | Tempe, AZ | 8 p.m. | ESPNU |
| Sun. | March 2 | * at Arizona | Tucson, AZ | 5 p.m. | ESPNU |
| Wed. | March 5 | * Colorado | Stanford, CA | 6 p.m. | ESPN2 |
| Sat. | March 8 | * Utah | Stanford, CA | 11:30 a.m. | P12NET |
| Wed.-Sat. | March 12-15 | Pac-12 Tournament | Las Vegas, NV | - | - |

All Times Pacific

* Pac-12 game Home games in **BOLD**

(1) Progressive Legends Classic at campus sites – Stanford, CA

(2) Progressive Legends Classic – Brooklyn, NY

(3) Brooklyn Hoops Holiday Invitational – Brooklyn, NY

(4) Pac-12 Tournament – Las Vegas, NV

Credits:

The guide was written and edited by Brian Risso. Editorial assistance from Nick Cacharellis, Sidney Gomez, Jake Kelman, Jonathan Singer and Regina Verlengiere. Special thanks to all current and former members of the Stanford Athletics Communications and Media Relations Office who have contributed to this publication through the years. Design, layout and production by DeAnna Turner of j2designs. Photography credits to Marc Abrams, David Bernal, Bob Drebin, Steve Durrett, Don Fera, David Gonzales, George Kalinsky, Peter Krutzik, David Madison, Ronald Martinez, Garth Patil, Sarah Rosenbaum, Dave Saffran, Rod Searcey, James Taylor, Kyle Terada, John Todd, Norbert von der Groeben, Associated Press, Getty Images, View Images, Wire Images, World Wide Photos, NBA Entertainment and USA Basketball.



Front Row: Sports Performance Coach Juan Pablo Reggiardo, Director of External Relations/Student-Services Frederick Alexander, Anthony Brown, Andy Brown, Aaron Bright, Josh Huestis, Dwight Powell, John Gage, Robbie Lemons, Stefan Nastic, Video/Recruiting Assistant Mike Paleos, Athletic Trainer Tomoo Yamada. **Back Row:** Head Coach Johnny Dawkins, Assistant Coach Mike Schrage, Wade Morgan, Malcolm Allen, Jack Ryan, Scott Woods, Grant Verhoeven, Elliott Bullock, Rosco Allen, Schuyler Rimmer, Christian Sanders, Marcus Allen, Chasson Randle, Assistant Coach Tim O'Toole, Assistant Coach Charles Payne, Asst. A.D./Director of Operations Jeff LaMere.

Numerical Roster

| No. | Name | Pos. | Ht. | Wt. | Yr. | Hometown (Last School) |
|-----|-------------------|------|------|-----|------|---|
| 0 | Schuyler Rimmer | C | 6-10 | 255 | Fr. | Orlando, FL (Boone HS) |
| 1 | Christian Sanders | G | 6-4 | 185 | So. | Houston, TX (St. Thomas HS) |
| 2 | Aaron Bright | G | 5-11 | 175 | Sr. | Bellevue, WA (Bellevue HS) |
| 3 | Malcolm Allen | G | 6-1 | 175 | Fr. | Las Vegas, NV (Centennial HS) |
| 4 | Stefan Nastic | C | 6-11 | 245 | Jr.* | Thornhill, Ontario, Canada (Thornhill Secondary School) |
| 5 | Chasson Randle | G | 6-2 | 185 | Jr. | Rock Island, IL (Rock Island HS) |
| 10 | Robbie Lemons | G | 6-3 | 205 | Sr. | Carmichael, CA (Sacramento Country Day HS) |
| 11 | Andy Brown | F | 6-7 | 215 | Sr.* | Yorba Linda, CA (Mater Dei HS) |
| 14 | Jack Ryan | G/F | 6-8 | 210 | So.* | Glenview, IL (Glenbrook South HS) |
| 15 | Marcus Allen | F | 6-3 | 190 | Fr. | Las Vegas, NV (Centennial HS) |
| 20 | Wade Morgan | G | 6-1 | 175 | Jr. | South Orange, NJ (Delbarton School) |
| 21 | Anthony Brown | G/F | 6-6 | 215 | Jr.* | Fountain Valley, CA (Ocean View HS) |
| 24 | Josh Huestis | F | 6-7 | 230 | Sr. | Great Falls, MT (C.M. Russell HS) |
| 25 | Rosco Allen | F | 6-9 | 220 | So. | Budapest, Hungary (Bishop Gorman HS – Las Vegas, NV) |
| 30 | Grant Verhoeven | C | 6-9 | 245 | So. | Hanford, CA (Central Valley Christian HS) |
| 31 | Scott Woods | F | 6-9 | 210 | Fr. | Simi Valley, CA (Royal HS) |
| 33 | Dwight Powell | F | 6-10 | 240 | Sr. | Toronto, Ontario, Canada (IMG Academy) |
| 40 | John Gage | F/C | 6-10 | 225 | Sr. | Vashon Island, WA (Vashon Island HS) |
| 44 | Elliott Bullock | F/C | 6-10 | 235 | Jr.* | Salt Lake City, UT (Olympus HS) |

Alphabetical Roster

| No. | Name | Pos. | Ht. | Wt. | Yr. | Hometown (Last School) |
|-----|-------------------|------|------|-----|------|---|
| 3 | Malcolm Allen | G | 6-1 | 175 | Fr. | Las Vegas, NV (Centennial HS) |
| 15 | Marcus Allen | G | 6-3 | 190 | Fr. | Las Vegas, NV (Centennial HS) |
| 25 | Rosco Allen | F | 6-9 | 220 | So. | Budapest, Hungary (Bishop Gorman HS – Las Vegas, NV) |
| 2 | Aaron Bright | G | 5-11 | 175 | Sr. | Bellevue, WA (Bellevue HS) |
| 11 | Andy Brown | F | 6-7 | 215 | Sr.* | Yorba Linda, CA (Mater Dei HS) |
| 21 | Anthony Brown | G/F | 6-6 | 215 | Jr.* | Fountain Valley, CA (Ocean View HS) |
| 44 | Elliott Bullock | F/C | 6-10 | 235 | Jr.* | Salt Lake City, UT (Olympus HS) |
| 40 | John Gage | F/C | 6-10 | 225 | Sr. | Vashon Island, WA (Vashon Island HS) |
| 24 | Josh Huestis | F | 6-7 | 230 | Sr. | Great Falls, MT (C.M. Russell HS) |
| 10 | Robbie Lemons | G | 6-3 | 205 | Sr. | Carmichael, CA (Sacramento Country Day HS) |
| 20 | Wade Morgan | G | 6-1 | 175 | Jr. | South Orange, NJ (Delbarton School) |
| 4 | Stefan Nastic | C | 6-11 | 245 | Jr.* | Thornhill, Ontario, Canada (Thornhill Secondary School) |
| 33 | Dwight Powell | F | 6-10 | 240 | Sr. | Toronto, Ontario, Canada (IMG Academy) |
| 5 | Chasson Randle | G | 6-2 | 185 | Jr. | Rock Island, IL (Rock Island HS) |
| 0 | Schuyler Rimmer | C | 6-10 | 255 | Fr. | Orlando, FL (Boone HS) |
| 14 | Jack Ryan | G/F | 6-8 | 210 | So.* | Glenview, IL (Glenbrook South HS) |
| 1 | Christian Sanders | G | 6-4 | 185 | So. | Houston, TX (St. Thomas HS) |
| 30 | Grant Verhoeven | C | 6-9 | 245 | So. | Hanford, CA (Central Valley Christian HS) |
| 31 | Scott Woods | F | 6-9 | 210 | Fr. | Simi Valley, CA (Royal HS) |

* has used redshirt season

Pronunciation Guide

Elliott Bullock..... Bull-ock
 Josh Huestis..... Hue-stiss
 Stefan Nastic..... Stef-in Nas-tich
 Chasson Randle..... Chase-in
 Schuyler Rimmer..... Sky-lar
 Mike Schrage..... Sh-raw-gee
 Grant Verhoeven..... Vur-who-ven

Coaching Staff

Head Coach: Johnny Dawkins
 (Duke, 1986) – 6th year

Assistant Coach: Tim O'Toole
 (Fairfield, 1987) – 1st year

Assistant Coach: Charles Payne
 (Florida International, 1989) – 6th year

Assistant Coach: Mike Schrage
 (Indiana, 1998) – 6th year

Asst. A.D./Dir. of Operations: Jeff LaMere
 (Duke, 1994) – 6th year

Dir. of External Relations/Student-Services:
 Frederick Alexander
 (Stanford, 2005) – 5th year

Sports Performance Coach:
 Juan Pablo Reggiardo
 (Arizona, 1998) – 3rd year

Athletic Trainer: Tomoo Yamada
 (Bridgewater State, 1998) – 12th year

Video/Recruiting Assistant: Mike Paleos
 (Virginia Tech, 2010) – 2nd year

Intern: Nick Lagios
 (Colorado, 2012) – 1st year

Stanford Athletic Communications

Phone: (650) 723-4418 Arrillaga Family Sports Center 641 E. Campus Drive
FAX: (650) 725-2957 Stanford, CA 94305-6150



Kurt Svoboda
 Senior Assistant
 Athletic Director
 (650) 721-1989

kurt1@stanford.edu



Brian Risso
 Director of
 Communications
(MBSK Contact)
 (650) 736-9044

brisso@stanford.edu



Alan George
 Assistant Director
 (650) 725-2959

ageorge2@stanford.edu



Aaron Juarez
 Assistant Director
 (650) 725-7277

arjuarez@stanford.edu




David Kiefer
 Assistant Director
 (650) 736-7921

dkiefer@stanford.edu



Greg Marsh
 Assistant Director
 (650) 736-7635

gbmarsh@stanford.edu



Brett Moore
 Assistant Director
 309-212-6367

bmoore@stanford.edu



**Regina
 Verlengiere**
 Assistant Director
 (650) 723-0996

rverleng@stanford.edu



Phil Cheung
 Webmaster/Developer
 (650) 725-3911

phcheung@stanford.edu



Ben Blevins
 Assistant Director
 303-681-4538

bblevins@stanford.edu



Khari Jones
 Director of Multimedia
 650-810-6148

kharij@stanford.edu

Credentials

All requests for working press, photo and broadcast credentials for Stanford's home games should be made in writing on company letterhead to Brian Risso, Director of Athletic Communications, via e-mail (brisso@stanford.edu), fax (650-725-2957) or phone (650-723-4418) at least 48 hours prior to the event. All credentials will be left at the media will call window at the northwest entrance of Maples Pavilion. Only media who cover Stanford on a regular basis will be considered for season credentials. Single-game credentials will be issued on a priority basis to daily newspapers, originating radio and television stations, national weekly or monthly publications, electronic media outlets and local and regional television crews.

Photo Credentials/Regulations

Photo credentials will be issued to photographers on assignment from accredited newsgathering organizations. Freelance photographers not on assignment will not be considered for photo credentials. All requests must be made at least 24 hours prior to each game. Photographers are not allowed in front or behind team benches and must shoot from the baseline. Flash photography is not permitted.

Media Seating Area

Media seating is assigned in the upper press area, located on the second level of the east side of Maples Pavilion. The upper press area is equipped with phone lines and wireless Internet access. A user name and password will be provided to credentialed members of the media on game day.

Online Credentialing Policy

Credentials for online media services will only be issued to those outlets that are a part of national newsgathering organizations, reach a broad audience, produce original content and employ full-time journalists. Any exceptions must be approved by the Stanford Athletics Communications Office.

Parking

Limited parking space is available in the lot adjacent to Maples Pavilion or Parking Structure 7, located under the Knight Management Center across the street. The Maples Pavilion Lot and a portion of Parking Structure 7 will be restricted to Stanford Basketball parking passes only. Additional parking is available at the Varsity Lot adjacent to Sunken Diamond. A limited number of parking passes are available for members of the media, and outlets covering Stanford Athletics will have first priority. University parking permits are not required on weekends or after 4 p.m. on weekdays. Please plan on arriving early to secure a parking spot.

Postgame Interviews

Approximately 10 minutes after each home game, head coach Johnny Dawkins and requested players will be available for a press conference in the media workroom, which is on the floor level at the south end of Maples Pavilion. There will also be an opportunity for one-on-one interviews if requested. Postgame interview requests for visiting head coach and/or players should be coordinated through the school's media relations department.

Scouts

According to Pac-12 regulations, NBA scouts must purchase tickets for Stanford men's basketball games. Please contact the Stanford Athletics Ticket Office at (650) 723-1021 to purchase tickets.

Weekly Press Conferences

Head coach Johnny Dawkins will hold a weekly press conference in the media workroom at Maples Pavilion beginning in January. Please contact Director of Athletic Communications Brian Risso to confirm dates and times. Select players will also be available at the press conference. If Stanford holds a teleconference, the phone number is (650) 723-2400.



The Radio Home of Stanford Basketball



Cardinal Sports LLC, Stanford Athletics' exclusive multimedia and marketing partner, announced in May of 2011 San Francisco's KNBR-1050 AM will serve as the flagship radio partner for Stanford men's basketball and football broadcasts.

KNBR-1050 AM, a Cumulus-owned station, will carry all Cardinal men's basketball, football and a predetermined number of "Inside Stanford Sports" coaches' shows as part of a multi-year agreement with the Cardinal Sports Network. Cardinal Sports LLC, the locally based entity of collegiate multimedia rights leader Learfield Sports, manages all aspects of the broadcasts, as well as the Cardinal Sports Network.

"KNBR 1050 is proud to once again partner with Stanford University as the flagship radio station of Stanford basketball and football," said Lee Hammer, Operations Manager-Cumulus-San Francisco and KNBR-1050 AM.

"The addition of Stanford sports to our other broadcast partners including the San Francisco Giants, San Francisco 49ers and Golden State Warriors reinforces KNBR as The Sports Leader in the Bay Area."

In addition to Stanford, Learfield Sports manages multimedia rights for more than 50 collegiate institutions and associations including fellow Pac-12 institutions Oregon State and Colorado. The company also titles the Learfield Sports Directors' Cup with NACDA and USA Today and manages marketing partnerships for the Black Coaches & Administrators (BCA). For more information about the company, its history and complete collegiate portfolio, visit learfieldsports.com.



Scott Reiss Radio Play-by-Play

Scott Reiss enters his first season as the team's play-by-play announcer.

Reiss, who is also Stanford's play-by-play voice for football broadcasts, has served the last five years as anchor/reporter at Comcast SportsNet Bay Area, hosting San Francisco Giants, Oakland A's and San Jose Sharks pregame and postgame shows while also covering Stanford sports on a regular basis and handling play-by-play duties for Pac-12 and West Coast Conference games. Reiss has also hosted sports talk radio at 95.7 FM "The Game," including "Bay Area Gameday," a weekly college football and

basketball show.

Reiss' experience nationally includes an eight-year stint with ESPN, where he anchored several shows including SportsCenter, College Football Live and College Gamenight and handled play-by-play for ESPN Radio college football and ESPN-TV college basketball. He also hosted College Gameday on ESPN Radio.

A 1993 graduate of Stanford, Reiss was the play-by-play broadcaster for Cardinal football, men's basketball and baseball games on KZSU 90.1 FM from 1992-94.



John Platz Radio Color Analyst

John Platz, a reserve guard on the Stanford men's basketball team from 1982-84, begins his 25th season as a member of the broadcast team, having served as both play-by-voice (3 seasons) and color analyst (21 seasons) on Cardinal basketball broadcasts dating back to 1989.

Platz also serves as the sideline reporter for football radio broadcasts, and has hosted the "Inside Stanford Sports with Johnny Dawkins" in-season coach's radio show.

Platz was the radio play-by-play voice of the NCAA champion Stanford baseball team during the 1988 and 1989 seasons, and has also served as a fill-in Stanford football play-by-play announcer at various times since 1993. A native of San Marino, Calif., Platz is the only announcer to have broadcast a Stanford game at each of the men's basketball NCAA Final Four, baseball's College World Series and a BCS football bowl game.

Platz has also written feature stories chronicling memorable moments in Stanford sports history for the department's official athletics website, www.gostanford.com. His late grandfather was a member of the 1920 U.S. Olympic track team which competed in Antwerp, Belgium.

A 1984 Phi Beta Kappa graduate of Stanford with a degree in economics, Platz earned J.D. (law) and M.B.A. degrees at Stanford in 1989. In addition to his duties on Stanford's radio teams, he is currently Senior Counsel at Cisco Systems.

S The Cardinal Channel

Fans are reminded to visit www.gostanford.com for enhanced hoops coverage from The Cardinal Channel, the exclusive video network of Stanford Athletics. Among the featured content from The Cardinal

Channel: live postgame recaps, game highlights and original docu-series. The Cardinal Channel boasts a wide-ranging mix of editors, videographers, filmmakers and man-on-the-street interviewers, but the one common theme is obvious: creativity.



Inside Stanford Sports

Inside Stanford Sports returns for another year in 2013-14, with four episodes airing during the regular season featuring head coach Johnny Dawkins, along with selected players and special guests. Inside Stanford Sports is broadcast from Gordon Biersch Restaurant, located at 640 Emerson Street in downtown Palo Alto.

Fans can tune in to KNBR 1050 AM or listen live at www.gostanford.com. Fans are welcomed to call in and submit questions for Coach Dawkins and the players. Check back to www.gostanford.com for updates to the schedule.




Stanford
Basketball



@stanfordball

STANFORD'S BASKETBALL TRADITION

- ✓ 16 NCAA Tournament appearances
- ✓ 11 straight NCAA Tournament appearances from 1995-2005
- ✓ 24 postseason appearances overall
- ✓ 1942 NCAA Champions
- ✓ 1991 NIT Champions
- ✓ 2012 NIT Champions
- ✓ 25 All-Americans
- ✓ 31 NBA/ABA Draft Choices



During Jason Collins' All-American career, Stanford advanced to the Final Four and won three straight Pac-10 titles.



Hank Luisetti revolutionized basketball with the introduction of the one-handed set shot.

- 1 Pac-10 Player of the Year
- 3 National Championships
- 4 Regular Season Pac-10 Titles
- 7 NIT Appearances
- 6 CoSIDA Academic All-Americans
- 8 First Team All-Americans
- 11 First Round NBA Draft Picks
- 11 Second Team All-Americans
- 16 Consecutive Postseason Berths from 1994-2009
- 21 Seasons of 20+ Victories
- 26 Straight Wins To Open 2003-04
- 70 All-Conference Selections
- 81 Conference All-Academic Selections
- 1422 Wins In Program History





In 2003-04, Stanford claimed the Pac-12 Tournament title and spent much of the season ranked No. 1 in the country.


Stanford captured the 2012 NIT Championship, defeating Minnesota 75-51 in the title game and averaging 80.2 points per game while shooting 48.1 percent during the run.



Todd Lichti led the Cardinal to the 1989 NCAA Tournament – representing a new era in Stanford basketball.



Tim Young cuts down the net after winning the 1998 NCAA Midwest Regional.



Brevin Knight was an exciting player who found ways to win and elevated Stanford to one of the best teams in the nation.



STANFORD IN THE NBA

Jason Collins, a first-round draft pick in 2001, advanced to the NBA Finals with New Jersey during his first two years in the league.

Josh Childress was the No. 6 overall pick by the Atlanta Hawks in the 2004 NBA Draft

After producing one of the best seasons in school history, Landry Fields was selected in the second round of the 2010 NBA Draft as the 39th overall pick by the New York Knicks. Fields is now a member of the Toronto Raptors.

Jarron Collins was a second-round NBA Draft selection in 2001.

All-American Mark Madsen, a first-round NBA selection by Los Angeles in 2000, won two NBA titles with the Lakers.

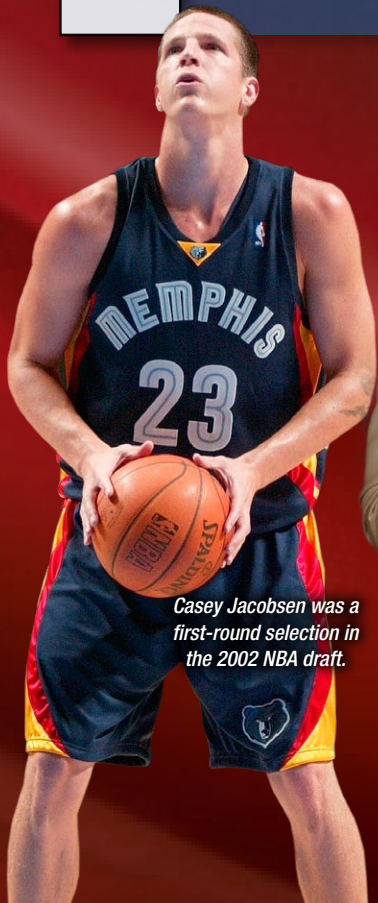
11 NBA FIRST ROUND DRAFT PICKS

7 NBA FIRST ROUND DRAFT PICKS SINCE 2000

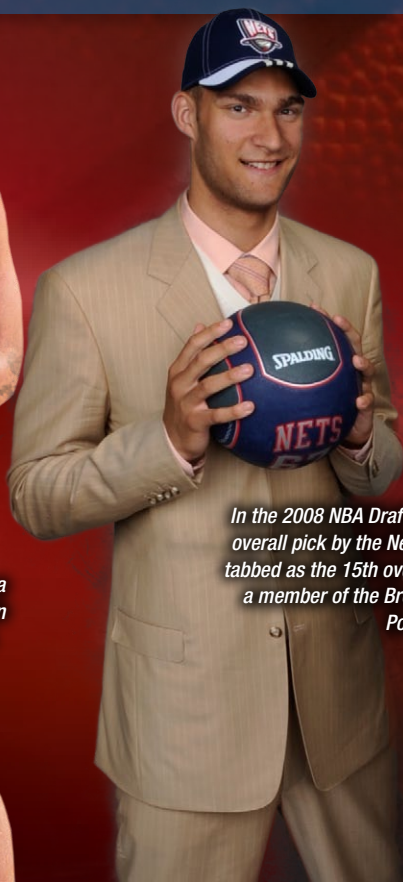
9 NBA DRAFT SELECTIONS SINCE 2000

31 NBA/ABA DRAFT CHOICES

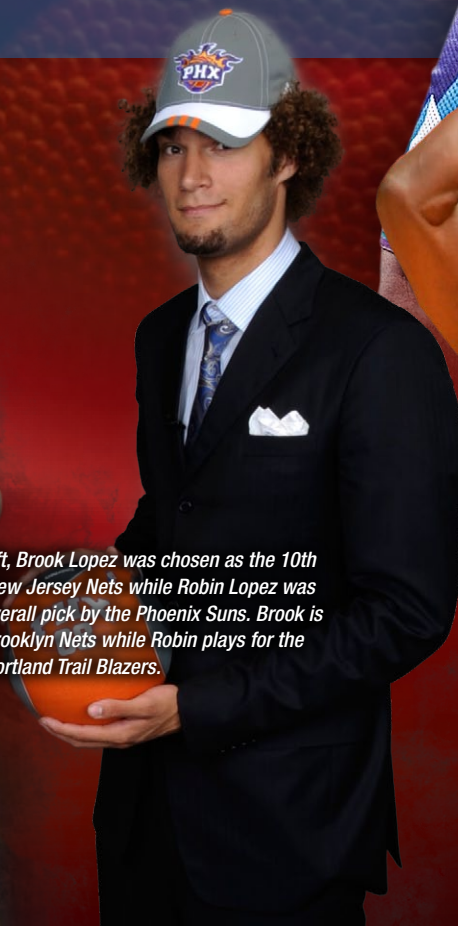
4 ACTIVE NBA PLAYERS



Casey Jacobsen was a first-round selection in the 2002 NBA draft.



In the 2008 NBA Draft, Brook Lopez was chosen as the 10th overall pick by the New Jersey Nets while Robin Lopez was tabbed as the 15th overall pick by the Phoenix Suns. Brook is a member of the Brooklyn Nets while Robin plays for the Portland Trail Blazers.



Brevin Knight was a first-round NBA Draft selection in 1997.

ALL-AMERICANS

25 Stanford players have been named All-Americans.

Brook Lopez was named a third team Associated Press All-American in 2008, adding to his lengthy list of honors during the season. An All-Pac-10 first team honoree, Lopez averaged 19.3 points and 8.2 rebounds per game.

Casey Jacobsen, a two-time All-American, scored a Maples Pavilion record 49 points against Arizona State in 2002.

Josh Childress, a first team Associated Press All-American in 2004, earned Pac-10 Player of the Year honors in 2004 while guiding Stanford to a school record 26-game winning streak.

Mark Madsen, a two-time All-American, averaged 10.9 points and 7.9 rebounds during his career.

MAPLES PAVILION

One of the best environments for college basketball can be found at Maples Pavilion. Built in 1969, Maples Pavilion has been host to many of the most memorable collegiate games in the nation over recent years.

Maples Pavilion underwent a \$26-million renovation that was completed in 2004-05, ushering in a new era of great basketball that benefited both student-athletes and fans alike. Maples Pavilion serves as home for the men's and women's basketball teams, along with the women's volleyball program. The men's and women's gymnastics squads, in addition to the men's volleyball team, also occasionally host home events in the facility.

The renovation, financed entirely through private donations, has enhanced the college athletic experience for both student-athletes and fans. The facelift included a new covered 29,000-square-foot concourse around the exterior of the seating area, concession and restroom facilities with speaker systems, in addition to a four-sided, state-of-the-art, center-hung scoreboard with video and replay capability.

The concourse is physically separated from the original building. The gap between the original building and the new concourse was designed for two reasons: to preserve the integrity of the architectural design and create an open garden feel that is present throughout buildings on the Stanford campus. The renovation also included the new playing court floor, upgraded locker rooms, student-athlete lounges, a state-of-the-art strength and conditioning room and training room, a media workroom, photography office and Courtside Room reserved for banquets.

The seating configuration features a lower bowl seating area that replaced the old floor and loge sections. The new lower seating level includes padded stadium seats that replaced the wood bleachers in the old floor setup. With the upgraded facilities and the improved seating area at floor level, the home team and fans experience the most intimate playing atmosphere in the Pac-12.

The 7,233-seat structure serves the entire university as a multi-purpose facility. It was originally built at a cost of \$3.3 million. It was named after its principal donor, Roscoe Maples, a member of the 1904 Stanford class.

Stanford played its first game in Maples Pavilion on Jan. 3, 1969, losing 95-89 to BYU. The following night, Stanford rebounded for a 94-78 victory over BYU. The formal dedication game was March 1, 1969, as Stanford dropped a 75-66 decision to USC.





JOHNNY DAWKINS

6th
season

The Anne & Tony Joseph Director of Men's Basketball

Duke (1986)



In his first five seasons as a head coach at any level, Johnny Dawkins has continued to make an impact on one of college basketball's most accomplished programs as Stanford's Anne and Tony Joseph Director of Men's Basketball.

Dawkins' contributions since arriving on The Farm have come in the form of both team and individual success, most notably guiding the Cardinal to the 2012 Postseason NIT championship.

Meanwhile, one year after leading Stanford to a 20-win season for the 20th time in school history, Dawkins oversaw Landry Fields' progression from key reserve to all-league performer and eventual NBA Draft pick.

Dawkins has also made significant strides off the court, with several highly-touted recruiting classes yielding some of the nation's elite players. More impressively, that same young talent is being developed quickly. In 2012, Chasson Randle became the fourth player to earn All-Freshman Team status among conference players during Dawkins' tenure following a six-year period in which only two Cardinal rookies were honored.

A high standard in the classroom has been established as well during Dawkins' tenure. In 2012-13, Stanford was represented with a conference-best seven players named to the Pac-12 All-Academic team. For the fourth season in a row, Stanford had more honorees than any conference school. Stanford's six selections among the first and second teams last year were the most in program history.

Stanford finished 19-15 overall last year, advancing to the second round of the NIT. In Pac-12 action, the Cardinal finished 9-9, sweeping the season series against California for the first time since 2008 and notching a 76-52 upset of No. 10/12 Oregon at Maples Pavilion. Meanwhile, Dwight Powell and Josh Huestis made significant strides. Named the Pac-12 Most Improved Player, Powell was the only conference player ranked among the league's top-10 in both scoring (14.9 ppg) and rebounding (8.4 rpg). Huestis developed into one of the league's premier defensive performers, averaging 10.5 points and 9.0 rebounds while compiling 71 blocks.

Stanford produced a 26-11 record in 2011-12 en route to capturing the Postseason NIT title, the third championship in school history (1942 NCAA, 1991 Postseason NIT). The Cardinal chalked up its best win total since a 28-8 campaign in 2007-08. Despite placing seventh in regular-season conference play, Stanford wrapped up the year as the Pac-12's winningest program and tallied a league-best four victories against the RPI's top-50. Randle produced one of the best rookie seasons in school history, leading the club with 13.8 points per game while Josh Owens led the team in rebounding at 5.8 per game.

The Cardinal closed out the 2010-11 season at 15-16. Fielding a team without a senior for the first time in school history, Dawkins put his rookies in a position to excel. In addition to making more starts (47) than any other Pac-10 team, Stanford's freshmen logged

Record at Stanford

| Year | School | Record | Postseason |
|---------------|----------|--------------|-----------------|
| 2008-09 | Stanford | 20-14 | CBI Semifinals |
| 2009-10 | Stanford | 14-18 | - - - |
| 2010-11 | Stanford | 15-16 | - - - |
| 2011-12 | Stanford | 26-11 | NIT Champions |
| 2012-13 | Stanford | 19-15 | NIT First Round |
| Totals | | 94-74 | |

Coaching Career

- 2008-present:**
Head Coach (Stanford)
- 2000-08:**
Associate Head Coach (Duke)
- 1998-99:**
Assistant Coach (Duke)
- 2006-08:**
Player Personnel Director, USA Basketball Senior National Team

NBA Career

- Drafted:** 1986 NBA Draft, San Antonio Spurs, first round, 10th overall pick
- 1987-89: San Antonio Spurs**
(14.0 points per game, 5.5 assists per game, 178 games)
- 1990-94: Philadelphia 76ers**
(10.6 points per game, 5.7 assists per game, 313 games)
- 1995: Detroit Pistons**
(6.5 points per game, 4.1 assists per game, 50 games)
- Career Totals:** 9 seasons
(11.1 points per game, 5.5 assists per game, 541 games)

College Honors

- National Player of the Year (1986)
- NCAA East Regional MVP (1986)
- ACC Tournament MVP (1986)
- Co-captain (1986)
- Consensus All-American (1985, 1986)
- First team All-ACC (1985, 1986)
- Second team All-ACC (1983, 1984)
- Freshman All-American (1983)
- Duke Team MVP (1983, 1984, 1985, 1986)

Personal

- Birthdate:** September 28, 1963
- Age:** 50
- High School:** Mackin Catholic High School (Washington, D.C.)
- College Degree:** B.A., Political Science, Duke (1986)
- Family:** Wife, Tracy, and children: Blair, Sean, Jillian, Aubrey



The Dawkins Family: Top Row: Blair, Johnny, Tracy, Aubrey. Bottom Row: Jillian and Sean.

the highest percentage of minutes played (41.7) and accounted for the highest percentage of scoring (40.3). Additionally, Stanford was represented with four all-league picks overall, the most since four members of the Cardinal's 2008 Sweet 16 squad were recognized.

Stanford finished 14-18 overall during the 2009-10 campaign in Dawkins' second season at the helm. Despite multiple injuries, lack of depth and a projected last-place conference finish in the preseason media poll, the Cardinal reached the Pac-10 Tournament semifinals. An impressive feat considering Stanford's roster featured only seven true scholarship players, two returning starters and six walk-ons.

Under Dawkins' guidance, Fields produced one of the most memorable seasons in school history, earning All-Pac-10 First Team honors after leading the conference in scoring, minutes played, 20-point games and double-doubles while finishing second in rebounding. Fields was chosen in the second round of the 2010 NBA Draft, as the 39th overall pick by the New York Knicks. Fields became the 31st NBA/ABA Draft choice in program history and first since Brook Lopez and Robin Lopez were taken 10th and 15th overall, respectively, in 2008.

During his rookie season in 2008-09, Dawkins directed Stanford to a 20-14 record and reached the CBI semifinals, extending the program's lengthy streaks of consecutive winning seasons (16) and postseason appearances (16). In addition to surpassing Robert Burnett as the winningest first-year head coach in school history, Dawkins ranked third in victories among the 21 first-year head coaches in Division I with no prior college head coaching experience. The Cardinal joined national champion North Carolina and Final Four participant Pittsburgh as the only schools in Division I with an undefeated non-conference record. Perhaps more impressively, Dawkins' 2008-09 squad accomplished all of the above while overcoming the losses of NBA First Round Draft picks Brook Lopez and Robin Lopez.

In May 2012, Dawkins was elected to serve on the board of directors for the National Association of Basketball Coaches (NABC). He also currently serves on the NCAA Division I Men's Basketball Ethics Coalition, an independent committee of current and former basketball coaches. The group is charged with promoting ethical conduct through leadership, education and mentoring opportunities while identifying key issues challenging the coaching community.

Dawkins, 50, became Stanford's 17th head coach on



Apr. 28, 2009, after completing 11 years as a member of the Duke coaching staff. For the previous nine seasons (2000-08), Dawkins served as Duke's associate head coach and began his coaching career as an assistant in 1998-99.

During the summer of 2008, Dawkins completed a three-year commitment as Player Personnel Director for the gold-medal winning USA Basketball National Team at the Olympics in Beijing. With the help of Dawkins and the rest of the coaching staff, Team USA claimed its first gold medal since 2000 with a 118-107 victory over Spain. The Americans were dominant throughout the entire competition, posting an 8-0 mark and winning by an average of 27.9 points per game.

Two years earlier in his first competition with USA Basketball, Dawkins helped lead the Americans to a bronze medal finish at the 2006 FIBA World Championship in Japan.

During Dawkins' 11 years as a coach at Duke, the Blue Devils won a national championship in 2001, six ACC regular season championships, seven ACC Tournament titles, and posted a 330-60 record. In four consecutive seasons from 1999-2002, Duke finished the regular season ranked No. 1 in both national polls, marking the first time that has happened in college basketball history. Duke reached the No. 1 national ranking in eight of the 11 seasons that Dawkins coached for the Blue Devils.

Dawkins supervised player development efforts during his tenure. Nine Blue Devils were tabbed NBA lottery picks and one of his pupils, Elton Brand, was named Co-NBA Rookie of the Year. He played an integral role in the development of NBA first round selections, Shelden Williams, who was selected fifth overall, and J.J. Redick, who was selected 11th overall, in 2006. In addition, Duke had four National Players of the Year and 13 All-Americans during Dawkins' tenure.

One of the most decorated players in Duke history, Dawkins finished his career in 1986 as the school's all-time leading scorer and held that honor until 2006 when Redick surpassed his mark of 2,556 points. Prior to the 2002-03 campaign, Dawkins was named as one of the 50 greatest players in ACC history. The Sporting News named Dawkins the 78th greatest player in college basketball history in its Legends of College Basketball book released in 2002.

After suffering through an 11-17 rookie season when he was named a Freshman All-American, Dawkins led Duke to an 84-21 record over his last three seasons.

A native of Washington, D.C., Dawkins was a part of three NCAA Tournament squads. During his senior year as team captain, the Blue Devils won 37 contests and notched a 21-game winning streak. That squad went on to win the ACC regular season championship, the ACC Tournament title and advance to the NCAA Final Four where Duke lost to Louisville in the national championship game.

Dawkins is Duke's career record-holder in field goals (1026) and field goals attempted (2019) while also owning the school's best single-season mark for field goals (331) during the 1986 campaign. He scored in double figures in a school-record 129 career games, all but four of the contests he played in at Duke. Dawkins led the Blue Devils in scoring all four years of his career, recording the fourth-highest season point total in school history with 809 in 1986.

An alternate on the 1984 USA Olympic basketball team, Dawkins was a two-time first team All-ACC performer in 1985 and 1986 as well as the school's first consensus two-time, first team All-American. During his senior year, he was tabbed ACC Tournament MVP while also becoming the first Naismith Player of the Year recipient in school history.

A 1986 first-round draft selection (10th pick overall) by San Antonio, Dawkins saw action in nine NBA seasons with the Spurs, 76ers and Pistons.

Upon his retirement from the NBA, he was inducted into the Duke Sports Hall of Fame in September 1996. His jersey number 24 was retired by the school.

Dawkins spent the 1996-97 academic year as an administrative intern in the Duke athletic department. He also served as the radio color analyst for all Duke games on the Capitol Sports Network.

Dawkins is a 1986 graduate of Duke with a degree in political science. He and his wife, Tracy, have four children: Blair, Sean, Jillian and Aubrey.





TIM O'TOOLE

Assistant Coach

Fairfield (1987)

1st
season



Coaching Career

2013-present — Stanford
Assistant Coach

2013 — Syracuse
Director of Operation

1998-2006 — Fairfield
Head Coach

1997-98 — Seton Hall
Assistant Coach

1995-97 — Duke
Assistant Coach

1991-95 — Syracuse
Assistant Coach

1990-91 — Iona
Assistant Coach

1989-90 — Army
Assistant Coach

1987-89 — Fordham
Graduate Assistant

Personal

Birthdate: March 5, 1964

Age: 49

High School:
Archbishop Stepanic High School
(White Plains, N.Y.)

College: B.A. Economics/Political Science,
Fairfield (1987) M.B.A., Finance, Fordham
(1997)

Family: Wife, Joanie, and children, Collin,
Jameson, Christine

Tim O'Toole enters his first season as an assistant coach with the Stanford men's basketball program.

With 20 years of Division I coaching experience, O'Toole has established a reputation as a strong in-game tactician who has coached alongside two of the winningest coaches in college basketball history in Mike Krzyzewski and Jim Boeheim.

"I'm very excited to have Tim join our staff and look forward to working with him," said Dawkins. "Tim brings a wealth of experience to our program, having served as a head coach and an assistant coach for several successful programs. He possesses an incredible passion for the game, and has the ability to instantly connect with the student-athletes he coaches. Tim's presence will greatly benefit everyone associated with our program."

O'Toole had previously served as the Director of Operations at Syracuse last season, joining the program midway through its Final Four run during his second stint as a member of the Orange coaching staff. O'Toole had also served as an assistant coach on Boeheim's staff from 1991-95, assisting with scouting and recruiting while leading the Orange to three NCAA Tournament appearances.

"I am thrilled to have the opportunity to join Johnny's staff and work for such a tremendous institution," said O'Toole. "I have been blessed in my career to have the fortune of working at elite academic institutions while coaching under Hall of Fame mentors. I have known Johnny for 20 years, respect him greatly and believe in him whole-heartedly. Johnny has always been committed to excellence and Stanford is an incredible institution that represents excellence. I am grateful to be a part of the program and equally excited about the direction we are headed."

Prior to returning to Syracuse, O'Toole worked as a college basketball analyst for ESPN and SNY-TV while serving as the color analyst for St. John's basketball radio broadcasts. O'Toole was also active in financial planning, serving as the Managing Director of Look Capital, an Investment Management Company, and President of Allied Effort, a motivational consulting company in New York.

O'Toole, 49, also possesses head coaching experience, spending eight seasons (1998-2006) at the helm of Fairfield, where he led the Stags to three consecutive .500-plus seasons and an NIT berth in 2003. O'Toole was honored as the 2003-04 MAAC Coach of the Year.

Prior to serving as an assistant coach at Seton Hall for one season, O'Toole spent two years at Duke (1995-97), working primarily with the post players as an assistant coach under Mike Krzyzewski.

A native of White Plains, N.Y., O'Toole's coaching career began with stops as an assistant coach at Iona (1990-91) and Army (1989-90) after serving as a graduate assistant at Fordham from 1987-89.

O'Toole earned his B.A. in economics/political science from Fairfield in 1987 and his M.B.A. in finance from Fordham, where he also taught as an Adjunct Professor in various management, leadership and sales courses at the Fordham Graduate School of Business.

Honored as the Fairfield Male Athlete of the Year in 1987, O'Toole was a four-year letterwinner in basketball, leading the Stags to a pair of MAAC championship titles and back-to-back NCAA Tournament appearances. He also competed for the lacrosse team.

O'Toole and his wife, Joanie, have three children: Collin (11), Jameson (9) and Christine (7).





CHARLES PAYNE

Assistant Coach

Florida International (1989)

6th
season



Charles Payne enters his sixth season overall and third as an assistant coach with the Stanford men's basketball program. Payne is primarily responsible for developing the team's wing players.

For his first three seasons on The Farm, Payne served as a member of Stanford's support staff in the role of Director of Student-Athlete Development/External Relations. He was named assistant coach on June 30, 2011.

Payne possesses 14 years of experience overall as a college assistant coach and NBA scout. Payne's experience at the collegiate level also includes six years combined as an assistant coach during stints at California and Florida International.

Payne, 47, spent three seasons as an assistant coach at California from 1993-96, helping guide the Golden Bears to NCAA Tournament appearances in 1994 and 1996. During this time, he coached two Pac-10 Freshman of the Year honorees (Tremaine Fowlkes, Shareef Abdur-Rahim) and three Pac-10 Player of the Year selections (Jason Kidd, Shareef Abdur-Rahim, Ed Gray).

Prior to his appointment at California, Payne served as an assistant coach at Florida International from 1990-93, helping guide the program to the 1993 Trans America Athletic Conference Championship and the school's first 20-win campaign. Payne's 1993 recruiting class was ranked No. 1 in the conference, and eventually guided the program to its first and only NCAA Tournament appearance in 1995.

In his role as Stanford's Director of Student-Athlete Development/External Relations, Payne was directly involved with the marketing of the program, including promotion and community relations efforts. He also oversaw the development and promotion of the Buck Cardinal Club, Sixth Man Club and all special events. For the past three seasons, Payne served as the liaison for the program's weekly radio show, Inside Stanford Sports with Johnny Dawkins. He also coordinated the Cardinal Reading Program and the team's visits to Children's Hospital and Ronald McDonald House.

In addition to coordinating the Career Development Program, Payne was involved with all operational aspects of the men's basketball program.

A native of Washington, D.C., Payne has lived in the Bay Area for the last 18 years. Previously, he served as a Financial Representative and Management Team member with The Northwestern Mutual Financial Network in San Francisco and Walnut Creek from 1997-2008.

Payne served as a West Coast scout for the Charlotte Bobcats from 2003-06 before serving as a West Coast scout for Marty Blake & Associates during the 2006-07 and 2007-08 seasons.

A 1989 graduate of Florida International, Payne earned a B.S. in hospitality management and a master's degree in physical education (emphasis in sports management) in 1997. A three-time letterwinner in basketball at Florida International, Payne was team captain in his senior season.

Payne and his wife, Leslie, have a daughter, Christina. The family resides in Emeryville.

Coaching Career

2011-present — Stanford

Assistant Coach

2008-11 — Stanford

Director of Student-Athlete Development/
External Relations

1993-96 — California

Assistant Coach

1990-93 — Florida International

Assistant Coach

Personal

Birthdate: May 29, 1966

Age: 47

High School: Northwestern High School
(Hyattsville, Md.)

College: B.S. Hospitality Management,
Florida International (1989) Masters, Physical
Education, Florida International (1997)

Family: Wife, Leslie, and daughter, Christina





MIKE SCHRAGE

**The James C. Gaither Assistant Coach
of Men's Basketball**

Indiana (1998)

**6th
season**



Mike Schrage begins his sixth season with the Cardinal, serving as the program's James C. Gaither Assistant Coach of Men's Basketball.

Schrage is responsible for coaching and scouting, in addition to being heavily involved with all aspects of recruiting.

In June 2012, it was announced that Schrage's assistant coach position would be endowed in honor of former Board of Trustees Chair Jim Gaither. A 1964 graduate of the Stanford Law School, Gaither has been active with the university for more than 50 years.

Head coach Johnny Dawkins first began assembling his staff with the addition of Schrage, who previously spent the last nine seasons as a member of the Duke coaching staff.

During his tenure at Duke, Schrage most recently served as the program's director of basketball operations from 2002-08. In that capacity, Schrage organized video scouting and assisted the coaching staff in day-to-day operations. He also oversaw and assisted with a number of logistical duties, including practice coordination and team travel. Schrage was a member of Duke's 2001 national championship squad and two NCAA Final Four teams.

Schrage, 37, also served as the program's academic and recruiting coordinator from 1999-2002, his first three years at Duke. Schrage served as the director of Mike Krzyzewski's Basketball Camp and the K Academy Fantasy Camp, in addition to helping coordinate the annual fall Coaches' Clinic during the past five seasons.

Schrage was a four-year student manager at Indiana from 1994-98 under Bob Knight and coached and coordinated camps during the summers. In 1996, he worked with the U.S. Olympic Basketball Team as a member of its support staff.

Schrage owns the unique distinction of being the only current coach to have worked for two of the sport's winningest all-time coaches in Krzyzewski and Knight.

Schrage also served as the video coordinator for the USA Basketball Senior National Team staff at the 2006 World Championship games in Japan. He served in that same capacity at the 2008 Tournament of America in Las Vegas.

After graduating from Indiana with a B.S. in kinesiology in 1998, Schrage was an administrative assistant for the Mississippi men's basketball team in 1998-99. In his one year working under head coach Rod Barnes, Schrage was part of the first Mississippi team to win an NCAA Tournament game.

Schrage and his wife, Amanda, have a son, Andrew, and a daughter, Sophia.



Coaching Career

2008-present — Stanford
Assistant Coach

2006-08 — USA Basketball
Video Coordinator, Senior National Team

2002-08 — Duke
Director of Operations

2001-02 — Duke
Recruiting and Academic Coordinator

2000 — Duke
Administrative Assistant

1998-99 — Mississippi
Administrative Assistant

Personal

Birthdate: April 2, 1976

Age: 37

High School: St. Pius X High School
(Atlanta, Ga.)

College: B.S. Kinesiology, Indiana (1998)

Family: Wife, Amanda, and son, Andrew,
and daughter, Sophia



JEFF LaMERE

Assistant A.D./Director of Operations

Duke (1994)

6th
season



Jeff LaMere begins his sixth season at Stanford, serving as the program's Assistant Athletic Director/Director of Operations.

LaMere's responsibilities include game scheduling, facilities scheduling, travel, budgets and the summer basketball camp. He is also responsible for the coordination of scouting video, capital projects and assisting the coaches in day-to-day operations.

LaMere previously served as an assistant coach at VCU for four seasons (2003-06), helping the Rams achieve their first back-to-back postseason appearances in 20 years. His duties with the Rams included game preparation, recruiting, working with the team's perimeter players and monitoring academic progress.

Prior to arriving at Stanford, LaMere focused on scouting and conducting basketball camps and clinics internationally, including throughout Europe and in Africa. He spent the summers of 2006 and 2008 scouting the U-18 and U-20 European Championships.

A 1994 graduate of Duke, LaMere spent six years at his alma mater before arriving at VCU. After serving one year as Duke's administrative assistant, LaMere was promoted to Director of Basketball Operations. In this capacity, he coordinated scouting, game breakdowns and video (including game preparation, game analysis, individual player development, and advanced scouting reports). He also served as the director of the annual Coach K Basketball Camp and coordinator of Duke's annual fall coaching clinic.

During his time at Duke, the Blue Devils compiled a record of 188-28, won five regular season ACC titles and four ACC Tournament championships, participated in two Final Fours and captured the national championship in 2001.

Prior to his tenure at Duke, LaMere worked as an assistant coach at Delaware under Mike Brey during the 1995-96 campaign.

LaMere, 41, graduated from Duke in three and a half years with degrees in history and public policy sciences, and spent three years as a student manager with the Blue Devils.

In addition, he received a Master of Science with a Concentration in Sports Leadership from VCU (School of Education) in 2005.

LaMere is a native of El Dorado Hills, Calif. He and his wife, Megan, have a son, Dylan.



Coaching Career

2008-present — Stanford

Assistant A.D./Director of Operations

2003-06 — VCU

Assistant Coach

1996-2001 — Duke

Director of Operations

1995-96 — Delaware

Assistant Coach

Personal

Birthdate: July 7, 1972

Age: 41

High School: Oak Ridge High School (El Dorado Hills, Calif.)

College: B.A. History, Public Policy Sciences, Duke (1994) Masters of Science, Sports Leadership, VCU (2005)

Family: Wife, Megan, and son, Dylan



Tomoo Yamada
Athletic Trainer
Bridgewater State (1998)

12th
season



Tomoo Yamada begins his 10th season as the athletic trainer for the men's basketball team and 12th overall at Stanford.


Yamada handles all the day-to-day medical needs of the men's basketball program. He also works with the men's and women's golf programs.

Yamada began his career as an athletic trainer for two seasons at Santa Clara, where he worked with the women's soccer program during the 2001 NCAA Championship campaign.

Yamada received a B.S. degree in Athletic Training from Bridgewater State in Massachusetts in 1998. He also earned his Associate of Science degree from Vincennes University in Vincennes, Ind., in 1996. Upon finishing, he continued his education and received his Master of Science degree in Athletic Training and Sports Management from San Jose State in 2000.

Born in Tokyo, Japan, Yamada was previously a professional skier and ski instructor. He is also skilled in the fighting form of Gracie Jui Jitsu and has trained on the Shamrock Fighting Team.

Yamada and his wife, Asako, reside in Cupertino with their daughter, Sophia, and son, Riu. Yamada enjoys traveling, cooking and spending time with family and friends.



Juan Pablo Reggiardo
Sports Performance Coach
Arizona (1998)

3rd
season




Juan Pablo Reggiardo enters his third year as the Sports Performance Coach of the men's basketball program.

After serving the previous three seasons at LSU as the Assistant Strength and Conditioning Coach, Reggiardo has returned for his second stint on The Farm as he worked in the same capacity with the Stanford men's basketball program from 2004-08.

During his tenure at LSU (2008-11), Reggiardo was responsible for the basketball team's physical training needs, which included strength, power and speed development as well as flexibility and mobility training. In addition to overseeing each athlete's individual nutritional needs, Reggiardo incorporated many training strategies from the competitive team and individual training drills to balance training, yoga, massage and other relaxation techniques and recovery modalities.

A native of Tucson, Ariz., Reggiardo served as the Strength and Conditioning Coach at Stanford for the previous four seasons, designing and implementing all aspects of the players' strength and speed development programs throughout the year in addition to overseeing their nutritional needs.

Prior to arriving at Stanford, Reggiardo served as Director of Athletics for the Riekes Center for Human Enhancement, a non-profit program for adolescents in Menlo Park. He was responsible for overseeing the development of all programs within the athletic department, as well as directing its Pinnacle and Synergy programs, which serviced collegiate and professional athletes.



Marc Safran, MD
Assistant Chief of
Sports Medicine

7th
season



Reggiardo graduated from Arizona in 1998 with an emphasis in Exercise Physiology and Psychology. He is a Certified Strength and Conditioning Specialist through the National Strength and Conditioning Association, a Performance Enhancement Specialist and a Corrective Exercise Specialist through the National Academy of Sports Medicine and a Titleist Performance Institute Certified Golf Fitness Instructor-Fitness Pro Level 1. Reggiardo is also a United States Weightlifting Federation Certified Club Coach, as well as a United States Track & Field Level 1 Coach.

Dr. Safran is the Associate Chief of Sports Medicine and Fellowship Director of Sports Medicine, Professor of Orthopaedic Surgery.

Dr. Safran specializes in Sports Medicine and arthroscopic and ligament reconstructive surgery on the knee, shoulder, elbow and hip.

He is a diplomat at the American Board of Orthopaedic Surgery and member of such prestigious societies such as: The American Orthopaedic Society for Sports Medicine, the ACL Study Group, the American Shoulder and Elbow Surgeons Society, the Herodicus Society, International Society of Arthroscopy, Knee Surgery and Orthopaedic Sports Medicine, the Multicenter of Arthroscopic Hip Surgery Outcomes Research Network, the International Society of Hip Arthroscopy and the Society of Tennis Medicine and Science in addition to the American College of Sports Medicine.

Dr. Safran graduated from the University of California, Berkeley and then Duke University School of Medicine. He completed his Residency at UCLA and his Sports Medicine and Shoulder Surgery Fellowship from the University of Pittsburgh. He has served as a team physician for many collegiate teams since 1993, in addition to being the Chief Orthopaedic Consultant to the Women's Professional Tennis Association (WTA) and a consultant for the NBA Players Association and NHL Players Association.

Dr. Safran was elected 2nd VP of ISAKOS (international society of arthroscopy, knee surgery & Orthopaedic sports medicine), the largest international Orthopaedic sports medicine society in the world.



Frederick Alexander

Director of External Relations/
Student Services

Stanford (2005)

3rd
season



Frederick Alexander begins his third season as Stanford's Director of External Relations/Student-Services.

Alexander is directly involved with the marketing of the program, including promotion and community relations efforts while overseeing the development and promotion of the Buck Cardinal Club, Sixth Man Club and all special events.

A member of the men's basketball support staff over the last six seasons, Alexander had served as the Academic/Video Assistant for the previous two years, overseeing the academic progress of the team while assisting the coaching staff in the coordination of all recruiting efforts.

An office intern during his first two seasons, Alexander managed the recruiting and alumni database, assisted with film exchange and offered additional administrative support.

Alexander also assists in the editing of weekly and season highlight videos for the basketball program, as well as various social media initiatives.

A 2005 graduate of Stanford, Alexander is a native of Pasadena. He currently resides in Palo Alto.



Mike Paleos

Video/Recruiting Assistant

Virginia Tech (2010)

2nd
season



Mike Paleos enters his second full season overall with the men's basketball program and first as the team's Video/Recruiting Assistant.

Paleos, who arrived on The Farm in January 2012, will oversee the recruiting database while assisting the coaching staff in the coordination of all recruiting efforts. He is also responsible for handling film exchange and assists the coaching staff with scouting video.

During the 2012-13 campaign, Paleos served as a Coaching Intern. In that capacity, he mainly assisted with video coordination and organizing the recruiting database, while also contributing to film exchange coordination, practice participation and other administrative duties in the office.

Prior to joining the Cardinal, Paleos served as a staff forensic accountant at Ernst & Young LLP from 2010-12. He also completed a summer internship as an economist for the Research, Analysis and Statistics Branch of the Internal Revenue Service.

A 2010 graduate of Virginia Tech, Paleos was heavily involved with the school's club basketball program for nearly three seasons. In his eventual capacity as the team's president, Paleos managed budgets and game scheduling, organized tournaments and road trips and conducted tryouts and player evaluations.


A native of Fairfax, Va., Paleos currently resides in Palo Alto.

Support Staff



Brian Riso

Athletic Communications



Nick Lagios

Intern



Qihan Li

Manager



Natalie Chladek

Assistant Director of Operations



Erin Blecha

Marketing



Maggie Fenton

Facilities, Operations and
Events




Cheryl Hammitt

Ticket Operations



Gary Ekman

Ticket Operations



Solomon Hughes

Academic Advisor



Bud Anderson

Director of
Creative Video




Regina Verlengiere

Athletic Communications



Charlie McCoy

Technical Director



Adam Schneberger

Development



Josh Thiel

Development



Spencer Christiansen

General Manager,
Cardinal Sports LLC

ROSCO ALLEN

FORWARD

Sophomore – 6-9 – 220

Budapest, Hungary (Bishop Gorman HS)

Major: Undeclared



2012-13: Competed in 33 games, making seven starts ... averaged 3.2 points and 2.1 rebounds per game ... 37-56 (66.1 percent) from the foul line ... made collegiate debut against CS Fullerton (Nov. 12), grabbing one rebound in five minutes ... against Belmont (Nov. 18), finished with five points and five boards ... chipped in with six points against Seattle (Nov. 28) ... in first career start against Denver (Dec. 2), tallied five points and six boards ... added eight points (6-6 FT) against UC Davis (Dec. 15) ... scored season-high 11 points (5-8 FT) with four boards and three steals against Lafayette (Dec. 29) ... chipped in with eight points (6-7 FT) in 11 minutes versus Washington (Jan. 12) ... snagged seven boards versus California (Jan. 19) ... grabbed season-high eight rebounds against UCLA (Feb. 16) ... collected season-best four steals at Oregon (Feb. 23).

U20 European Championship: Guided Hungary to a semifinal finish at the U20 European Championship Division B tournament held in Pitesti, Romania in July 2013 ... named to the All-Tournament Team after averaging 14.5 points, 9.1 rebounds and 2.1 assists per game through eight contests ... shot 45.5 percent (51-112) from the field overall, finishing up as Hungary's leading scorer in four games and producing three double-doubles ... in five of the eight games, attempted at least 13 shots.

High School: 2012 graduate of Bishop Gorman High School in Las Vegas, Nev. ... listed as the No. 16-ranked small forward, No. 66 player overall and a four star recruit in ESPN's 100 national rankings ... projected as the No. 73 and No. 79 overall player by Rivals.com and Scout.com, respectively, ... as a senior, averaged 14.1 points, 7.0 rebounds and 4.2 assists per game ... led team to three Nevada 4A state titles (2009, 2010, 2012) ... 2012 Las Vegas Review-Journal Class 4A All-State Second Team honoree ... as a junior, averaged 14.1 points and 6.2 rebounds while leading Bishop Gorman to the Sunset Region title ... four-year letterwinner ... member of the Las Vegas Lakers/Double Pump AAU team.

Personal: Born in Budapest, Hungary ... parents are Daniel and Brigitta ... has three sisters, Ronni, Roza and Richi and one brother, Tieman.



2012-13 Season Highs

| | |
|---------|--------------------------------------|
| Pts | 11, vs. Lafayette (12/29/12) |
| Rebs | 8, vs. UCLA (2/16/13) |
| Assists | 3, at Northwestern (12/21/12) |
| FG | 3, vs. Lafayette (12/29/12) |
| 3-Pts. | 2, vs. Oregon State (2/3/13) |
| FT | 6, 2x, last vs. Washington (1/12/13) |
| Steals | 4, at Oregon (2/23/13) |
| Blocks | 2, at Northwestern (12/21/12) |
| Mins | 25, at Northwestern (12/21/12) |

Career Highs

| | |
|---------|--------------------------------------|
| Pts | 11, vs. Lafayette (12/29/12) |
| Rebs | 8, vs. UCLA (2/16/13) |
| Assists | 3, at Northwestern (12/21/12) |
| FG | 3, vs. Lafayette (12/29/12) |
| 3-Pts. | 2, vs. Oregon State (2/3/13) |
| FT | 6, 2x, last vs. Washington (1/12/13) |
| Steals | 4, at Oregon (2/23/13) |
| Blocks | 2, at Northwestern (12/21/12) |
| Mins | 25, at Northwestern (12/21/12) |

CAREER STATISTICS

| Year | G-GS | FG-FGA | Pct. | 3P-3PA | Pct. | FT-FTA | Pct. | Reb. | Avg. | PF-FO | Ast. | TO | Blk. | Stl. | Min./Avg. | Pts. | Avg. |
|---------|------|--------|------|--------|------|--------|------|------|------|-------|------|----|------|------|-----------|------|------|
| 2012-13 | 33-7 | 31-90 | .344 | 5-21 | .238 | 37-56 | .661 | 70 | 2.1 | 38-1 | 16 | 29 | 4 | 19 | 391/11.8 | 104 | 3.2 |
| 2012-13 | 33-7 | 31-90 | .344 | 5-21 | .238 | 37-56 | .661 | 70 | 2.1 | 38-1 | 16 | 29 | 4 | 19 | 391/11.8 | 104 | 3.2 |



ALLEN

GAME-BY-GAME

2012-13

| | GP-GS | FG-A | 3P-A | FT-A | REB | PTS | AST | BK | STL | MIN |
|---------------------|-------|------|------|------|-----|-----|-----|----|-----|-----|
| Cal State Fullerton | 1-0 | 0-0 | 0-0 | 0-0 | 1 | 0 | 0 | 0 | 0 | 5 |
| Alcorn State | 1-0 | 2-4 | 0-0 | 2-4 | 4 | 6 | 1 | 0 | 0 | 12 |
| Belmont | 1-0 | 0-3 | 0-1 | 5-8 | 5 | 5 | 0 | 0 | 0 | 10 |
| Missouri | 1-0 | 1-2 | 0-0 | 0-0 | 1 | 2 | 0 | 0 | 0 | 8 |
| Northern Iowa | 1-0 | 0-0 | 0-0 | 1-2 | 0 | 1 | 0 | 0 | 0 | 8 |
| Minnesota | 1-0 | 0-0 | 0-0 | 0-0 | 1 | 0 | 0 | 0 | 0 | 3 |
| Seattle | 1-0 | 2-4 | 0-1 | 2-2 | 2 | 6 | 1 | 0 | 1 | 17 |
| Denver | 1-1 | 2-8 | 0-2 | 1-1 | 6 | 5 | 1 | 1 | 0 | 15 |
| UC Davis | 1-1 | 1-4 | 0-2 | 6-6 | 3 | 8 | 1 | 0 | 2 | 22 |
| NC State | 1-1 | 1-2 | 0-0 | 0-0 | 0 | 2 | 1 | 0 | 0 | 10 |
| Northwestern | 1-1 | 1-4 | 0-1 | 0-0 | 3 | 2 | 3 | 2 | 0 | 25 |
| Lafayette | 1-1 | 3-6 | 0-1 | 5-8 | 4 | 11 | 0 | 0 | 3 | 20 |
| USC | 1-1 | 0-1 | 0-0 | 2-4 | 2 | 2 | 0 | 0 | 1 | 13 |
| UCLA | 1-0 | 2-5 | 0-1 | 0-0 | 3 | 4 | 1 | 0 | 1 | 13 |
| Washington State | 1-1 | 2-4 | 1-1 | 0-0 | 1 | 5 | 1 | 0 | 0 | 16 |
| Washington | 1-0 | 1-2 | 0-0 | 6-7 | 0 | 8 | 0 | 0 | 0 | 11 |
| California | 1-0 | 2-5 | 1-2 | 1-4 | 7 | 6 | 0 | 1 | 0 | 15 |
| Colorado | 1-0 | 2-4 | 0-0 | 1-1 | 6 | 5 | 0 | 0 | 0 | 17 |
| Utah | 1-0 | 0-0 | 0-0 | 2-2 | 3 | 2 | 0 | 0 | 0 | 10 |
| Oregon | 1-0 | 0-1 | 0-1 | 2-2 | 1 | 2 | 0 | 0 | 1 | 10 |
| Oregon State | 1-0 | 2-5 | 2-2 | 0-2 | 0 | 6 | 0 | 0 | 2 | 13 |
| Arizona | 1-0 | 1-2 | 0-0 | 0-0 | 1 | 2 | 0 | 0 | 0 | 21 |
| Arizona State | 1-0 | 0-0 | 0-0 | 1-2 | 1 | 1 | 0 | 0 | 0 | 9 |
| USC | 1-0 | 1-2 | 0-0 | 0-1 | 1 | 2 | 0 | 0 | 1 | 11 |
| UCLA | 1-0 | 0-2 | 0-0 | 0-0 | 8 | 0 | 0 | 0 | 1 | 16 |
| Oregon State | 1-0 | 1-3 | 0-1 | 0-0 | 0 | 2 | 1 | 0 | 0 | 8 |
| Oregon | 1-0 | 2-4 | 0-1 | 0-0 | 1 | 4 | 1 | 0 | 4 | 13 |
| Colorado | 1-0 | 1-5 | 1-2 | 0-0 | 1 | 3 | 0 | 0 | 0 | 12 |
| Utah | 1-0 | 1-2 | 0-1 | 0-0 | 1 | 2 | 2 | 0 | 1 | 9 |
| California | 1-0 | 0-1 | 0-0 | 0-0 | 1 | 0 | 0 | 0 | 0 | 7 |
| Arizona State | 1-0 | 0-1 | 0-0 | 0-0 | 2 | 0 | 0 | 0 | 0 | 4 |
| Stephen F. Austin | 1-0 | 0-1 | 0-0 | 0-0 | 0 | 0 | 2 | 0 | 1 | 4 |
| Alabama | 1-0 | 0-3 | 0-1 | 0-0 | 0 | 0 | 0 | 0 | 0 | 4 |



2

AARON BRIGHT

GUARD

Senior – 5-11 – 175

Bellevue, Wash. (Bellevue HS)

Major: Science, Technology & Society



2012-13: Appeared in 30 games, making 22 starts ... averaged 9.3 points and 1.3 rebounds per game ... career-best 2.1 assist/turnover ratio ranked second in the Pac-12 ... led team in assists (103) ... converted 54-65 (83.1 percent) from the foul line ... made 29 consecutive free throws from Nov. 15-Jan. 30 ... during his final six games, committed only eight turnovers spanning 207 minutes ... scored in double figures 11 times ... scored seven points and matched career high with seven assists against San Francisco (Nov. 9) ... poured in 16 points (5-9 FG, 6-7 FT) with four assists against CS Fullerton (Nov. 12) ... scored 16 points (6-9 FG, 4-7 3FG) in 31 minutes against NC State (Dec. 18) ... knocked down go-ahead three-pointer in win at Northwestern (Dec. 21) ... added 12 points (6-6 FT) and five assists against USC (Jan. 3) ... scored 21 points (5-7 FG, 8-8 FT) in win over Washington State (Jan. 9) ... added 16 points (6-11 FT, 4-7 3FG) against Arizona (Feb. 6) ... chipped in with 19 points against UCLA (Feb. 16) ...

added 12 points and six assists in 39 minutes at Oregon State (Feb. 21) ... finished with 16 points against California (Mar. 6) ... scored season-high 27 points (10-21 FG, 6-12 3FG) while dishing out five assists in 42 minutes against Arizona State (Mar. 13) ... added 11 points in victory over Stephen F. Austin (Mar. 19).

2011-12: Postseason NIT Most Outstanding Player ... Dick's Sporting Goods NIT Season Tip-Off All-Tournament Team selection ... during five-game NIT title run, averaged team-best 16.8 points and shot 64.1 per-cent overall, 66.7 percent from three-point territory and 88.0 percent from the foul line ... played in all 37 games, making 24 starts ... ranked second in scoring (11.7 ppg) and led club in assists (136) ... shot 43.2 percent overall, 43.6 percent from long range and 79.1 percent from the free throw line ... scored in double figures 24 times ... led team in scoring 10 times ... added 16 points versus Central Arkansas (Nov. 11) ... poured in 21 points against Fresno State (Nov. 14) ... contributed 13 points versus Syracuse (Nov. 25) ... chipped in with 15 points against NC State (Dec. 4) ... pitched in with 16 points (4-8 three-pointers) versus UCLA (Dec. 29) ... scored 18 points (4-5 three-pointers) with six assists in career-high 42 minutes against Oregon State (Jan. 7) ... contributed 14 points (6-6 free throws) in a win over Colorado (Jan. 14) ... added 16 points (4-8 three-pointers) and four assists against Arizona State (Feb. 2) ... tallied 20 points (4-9 three-pointers, 6-6 free throws) while dishing out seven assists against Oregon State (Feb. 16) ... matched career high with seven assists against Oregon (Feb. 19) ... scored game-high 17 points (8-10 free throws) in win over Cleveland State (Mar. 13) ... poured in a career-high 29 points on 11-13 shooting (school postseason record six three-pointers) with six assists in 35 minutes against Illinois State (Mar. 19) ... added 15 points and six assists in victory over Minnesota (Mar. 29).

2010-11: Played in all 31 games, making eight starts ... averaged 5.1 points and 2.0 assists per game ... third on team in three-pointers (31) and second in assists (61) ... made 20 consecutive free throws to begin the season before his first miss at Arizona on Jan. 9 ... scored his first career bucket with under a minute left against San Diego (Nov. 15) ... scored 12 points (4-4 three-pointers) to go along with four assists against Virginia (Nov. 18) ... chipped in with eight points against North Carolina A&T (Dec. 15) ... contributed 15 points against Oklahoma State (Dec. 21), also finishing 8-8 from the free throw line ... made first career start against Yale (Dec. 28), dishing out season-high six assists ... chipped in 10 points and four assists against California (Jan. 2) ... added 10 points on 4-8 shooting against Arizona State (Feb. 5) ... matched season high with 15 points (5-5 from three-point territory) against Oregon State (Feb. 24) ... added 13 points and five assists in a win at Oregon (Feb. 26).

High School: 2010 graduate of Bellevue High School in Bellevue, Wash. ... four-year letterwinner in basketball ... rated as the No. 135 player overall by Rivals.com ... 2008 MaxPreps.com National Division champions ... member of two-time King County conference championship squad ... guided Bellevue High School to a third-place state finish as a junior, earning first team all-state and league MVP honors ... two-time Seattle Times All-Area team honoree ... two-time King County MVP ... two-time King County conference champions ... averaged 20.9 points, 4.4 assists, 1.6 rebounds and 1.6 steals per game as a senior ... named team MVP as a junior, averaging 18.0 points and 7.0 assists per game ... tabbed a first-team all-league selection and all-state honoree as a sophomore, following up a second-team all-league freshman campaign.

Personal: Born in Vallejo, Calif. ... parents are Cindi and Mark.

2012-13 Season Highs

| | |
|---------|---------------------------------------|
| Pts | 27, vs. Arizona State (3/13/13) |
| Rebs | 5, at Alabama (3/23/13) |
| Assists | 7, vs. San Francisco (11/9/12) |
| FG | 10, vs. Arizona State (3/13/13) |
| 3-Pts. | 6, vs. Arizona State (3/13/13) |
| FT | 8, vs. Washington State (1/9/13) |
| Steals | 2, 3x, last at Oregon State (2/21/13) |
| Blocks | - |
| Mins | 42, vs. Arizona State (3/13/13) |

Career Highs

| | |
|---------|---|
| Pts | 29, vs. Illinois State (3/19/12) |
| Rebs | 5, 2x, last at Alabama (3/23/13) |
| Assists | 7, 4x, last vs. San Francisco (11/9/12) |
| FG | 11, vs. Illinois State (3/19/12) |
| 3-Pts. | 6, 2x, last vs. Arizona State (3/13/13) |
| FT | 8, 3x, last vs. Cleveland State (3/13/12) |
| Steals | 2, 12x, last at Oregon State (2/21/13) |
| Blocks | - |
| Mins | 42, 2x, last vs. Arizona State (3/13/13) |

Career Statistics

| Year | G-GS | FG-FGA | Pct. | 3P-3PA | Pct. | FT-FTA | Pct. | Reb. | Avg. | PF-FO | Ast. | TO | Blk. | Stl. | Min./Avg. | Pts. | Avg. |
|---------------|--------------|----------------|-------------|----------------|-------------|----------------|-------------|------------|------------|--------------|------------|------------|----------|-----------|------------------|------------|------------|
| 2010-11 | 31-8 | 48-139 | .345 | 31-90 | .344 | 32-36 | .889 | 29 | 0.9 | 51-0 | 61 | 39 | 0 | 13 | 585/18.9 | 159 | 5.1 |
| 2011-12 | 37-24 | 136-315 | .432 | 71-163 | .436 | 91-115 | .791 | 59 | 1.6 | 70-1 | 136 | 84 | 0 | 24 | 1049/28.4 | 434 | 11.7 |
| 2012-13 | 30-22 | 90-259 | .347 | 45-140 | .321 | 54-65 | .831 | 39 | 1.3 | 52-0 | 103 | 49 | 0 | 14 | 906/30.2 | 279 | 9.3 |
| Career | 98-54 | 274-713 | .384 | 147-393 | .374 | 177-216 | .820 | 127 | 1.3 | 173-1 | 300 | 172 | 0 | 51 | 2540/26.0 | 872 | 8.9 |



BRIGHT

GAME-BY-GAME

2011-12

| | GP-GS | FG-A | 3P-A | FT-A | REB | PTS | AST | BK | STL | MIN |
|------------------|-------|-------|------|------|-----|-----|-----|----|-----|-----|
| Central Arkansas | 1-1 | 5-8 | 4-5 | 2-4 | 1 | 16 | 4 | 0 | 1 | 28 |
| Fresno State | 1-1 | 5-7 | 3-3 | 8-9 | 1 | 21 | 4 | 0 | 1 | 33 |
| Colorado State | 1-1 | 4-10 | 2-8 | 2-2 | 3 | 12 | 0 | 0 | 0 | 32 |
| UC Davis | 1-1 | 2-8 | 2-5 | 0-0 | 0 | 6 | 6 | 0 | 2 | 24 |
| Oklahoma State | 1-1 | 6-9 | 3-6 | 0-0 | 2 | 15 | 4 | 0 | 0 | 29 |
| Syracuse | 1-1 | 5-9 | 3-5 | 0-0 | 4 | 13 | 3 | 0 | 1 | 32 |
| Pacific | 1-1 | 1-1 | 0-0 | 0-0 | 1 | 2 | 6 | 0 | 0 | 31 |
| Seattle | 1-1 | 3-7 | 2-4 | 2-2 | 2 | 10 | 2 | 0 | 2 | 32 |
| NC State | 1-1 | 5-8 | 2-3 | 3-4 | 2 | 15 | 3 | 0 | 1 | 31 |
| San Diego | 1-1 | 2-7 | 0-4 | 2-4 | 2 | 6 | 3 | 0 | 2 | 24 |
| Bethune-Cookman | 1-1 | 3-4 | 2-3 | 1-2 | 0 | 9 | 3 | 0 | 0 | 17 |
| Butler | 1-1 | 3-6 | 0-1 | 5-7 | 0 | 11 | 0 | 0 | 0 | 23 |
| UCLA | 1-1 | 4-12 | 4-8 | 4-5 | 2 | 16 | 3 | 0 | 1 | 33 |
| USC | 1-1 | 5-10 | 1-4 | 5-5 | 1 | 16 | 0 | 0 | 2 | 32 |
| Oregon | 1-1 | 5-12 | 3-6 | 1-2 | 2 | 14 | 5 | 0 | 0 | 33 |
| Oregon State | 1-1 | 6-15 | 4-5 | 2-2 | 2 | 18 | 6 | 0 | 0 | 42 |
| Utah | 1-1 | 3-10 | 0-5 | 1-2 | 0 | 7 | 7 | 0 | 0 | 35 |
| Colorado | 1-1 | 3-6 | 2-5 | 6-6 | 1 | 14 | 4 | 0 | 0 | 32 |
| Washington State | 1-1 | 2-12 | 1-8 | 3-4 | 1 | 8 | 4 | 0 | 0 | 29 |
| Washington | 1-1 | 5-13 | 2-5 | 2-2 | 1 | 14 | 1 | 0 | 0 | 31 |
| California | 1-0 | 1-4 | 0-2 | 2-4 | 5 | 4 | 1 | 0 | 1 | 27 |
| Arizona State | 1-1 | 6-12 | 4-8 | 0-0 | 2 | 16 | 4 | 0 | 1 | 24 |
| Arizona | 1-1 | 4-14 | 2-4 | 0-0 | 2 | 10 | 3 | 0 | 0 | 30 |
| UCLA | 1-1 | 4-10 | 0-1 | 0-0 | 2 | 8 | 5 | 0 | 2 | 30 |
| USC | 1-0 | 0-5 | 0-4 | 0-0 | 3 | 0 | 3 | 0 | 0 | 19 |
| Oregon State | 1-0 | 5-12 | 4-9 | 6-6 | 1 | 20 | 7 | 0 | 2 | 31 |
| Oregon | 1-1 | 1-8 | 1-4 | 1-4 | 3 | 4 | 7 | 0 | 0 | 35 |
| Colorado | 1-0 | 3-6 | 3-5 | 0-0 | 1 | 9 | 5 | 0 | 0 | 22 |
| Utah | 1-0 | 1-8 | 0-3 | 2-2 | 1 | 4 | 2 | 0 | 0 | 26 |
| California | 1-0 | 3-5 | 1-3 | 5-8 | 2 | 12 | 2 | 0 | 0 | 17 |
| Arizona State | 1-0 | 3-11 | 3-6 | 2-2 | 1 | 11 | 5 | 0 | 1 | 25 |
| California | 1-0 | 3-7 | 1-3 | 2-2 | 1 | 9 | 3 | 0 | 1 | 28 |
| Cleveland State | 1-0 | 4-7 | 1-3 | 8-10 | 1 | 17 | 3 | 0 | 2 | 23 |
| Illinois State | 1-0 | 11-13 | 6-7 | 1-2 | 1 | 29 | 6 | 0 | 0 | 35 |
| Nevada | 1-0 | 3-4 | 2-2 | 2-2 | 1 | 10 | 3 | 0 | 0 | 21 |
| Massachusetts | 1-0 | 3-8 | 1-2 | 6-6 | 1 | 13 | 3 | 0 | 0 | 28 |
| Minnesota | 1-0 | 4-7 | 2-4 | 5-5 | 3 | 15 | 6 | 0 | 1 | 25 |

2010-11

2012-13

| | GP-GS | FG-A | 3P-A | FT-A | REB | PTS | AST | BK | STL | MIN |
|---------------------|-------|-------|------|------|-----|-----|-----|----|-----|-----|
| San Francisco | 1-1 | 2-9 | 0-3 | 3-4 | 1 | 7 | 7 | 0 | 1 | 31 |
| Cal State Fullerton | 1-1 | 5-9 | 0-2 | 6-7 | 1 | 16 | 4 | 0 | 1 | 26 |
| Alcorn State | 1-1 | 1-7 | 0-3 | 7-8 | 1 | 9 | 2 | 0 | 0 | 30 |
| Belmont | 1-1 | 1-10 | 0-4 | 2-2 | 1 | 4 | 2 | 0 | 0 | 29 |
| Denver | 1-0 | 1-2 | 1-2 | 0-0 | 0 | 3 | 0 | 0 | 0 | 15 |
| UC Davis | 1-0 | 3-13 | 2-7 | 0-0 | 2 | 8 | 3 | 0 | 1 | 23 |
| NC State | 1-0 | 6-9 | 4-7 | 0-0 | 0 | 16 | 4 | 0 | 0 | 31 |
| Northwestern | 1-0 | 3-8 | 2-6 | 0-0 | 2 | 8 | 3 | 0 | 1 | 30 |
| Lafayette | 1-0 | 3-10 | 0-4 | 2-2 | 2 | 8 | 1 | 0 | 0 | 24 |
| USC | 1-0 | 3-10 | 0-5 | 6-6 | 0 | 12 | 5 | 0 | 0 | 31 |
| UCLA | 1-0 | 1-4 | 1-2 | 0-0 | 0 | 3 | 1 | 0 | 0 | 14 |
| Washington State | 1-0 | 5-7 | 3-4 | 8-8 | 2 | 21 | 3 | 0 | 1 | 32 |
| Washington | 1-1 | 0-5 | 0-3 | 0-0 | 1 | 0 | 0 | 0 | 1 | 33 |
| California | 1-1 | 0-6 | 0-3 | 2-2 | 0 | 2 | 2 | 0 | 0 | 25 |
| Colorado | 1-1 | 2-8 | 1-6 | 2-2 | 0 | 7 | 5 | 0 | 1 | 28 |
| Utah | 1-1 | 3-7 | 1-3 | 0-0 | 2 | 7 | 2 | 0 | 2 | 30 |
| Oregon | 1-1 | 4-6 | 3-3 | 1-2 | 0 | 12 | 4 | 0 | 0 | 31 |
| Oregon State | 1-1 | 2-7 | 2-5 | 0-0 | 1 | 6 | 6 | 0 | 2 | 33 |
| Arizona | 1-1 | 6-11 | 4-7 | 0-0 | 2 | 16 | 2 | 0 | 0 | 33 |
| Arizona State | 1-1 | 1-8 | 1-4 | 2-3 | 0 | 5 | 6 | 0 | 0 | 34 |
| USC | 1-1 | 1-5 | 0-4 | 1-2 | 0 | 3 | 5 | 0 | 0 | 32 |
| UCLA | 1-1 | 8-16 | 3-8 | 0-0 | 2 | 19 | 3 | 0 | 0 | 36 |
| Oregon State | 1-1 | 5-11 | 2-4 | 0-0 | 4 | 12 | 6 | 0 | 2 | 39 |
| Oregon | 1-1 | 0-4 | 0-1 | 4-6 | 1 | 4 | 2 | 0 | 0 | 29 |
| Colorado | 1-1 | 1-7 | 1-5 | 1-2 | 1 | 4 | 6 | 0 | 1 | 33 |
| Utah | 1-1 | 2-8 | 1-6 | 2-2 | 1 | 7 | 5 | 0 | 0 | 32 |
| California | 1-1 | 5-11 | 2-5 | 4-6 | 2 | 16 | 3 | 0 | 0 | 34 |
| Arizona State | 1-1 | 10-21 | 6-12 | 1-1 | 3 | 27 | 5 | 0 | 0 | 42 |
| Stephen F. Austin | 1-1 | 4-11 | 3-6 | 0-0 | 2 | 11 | 3 | 0 | 0 | 31 |
| Alabama | 1-1 | 2-9 | 2-6 | 0-0 | 5 | 6 | 3 | 0 | 0 | 35 |

| | GP-GS | FG-A | 3P-A | FT-A | REB | PTS | AST | BK | STL | MIN |
|---------------------|-------|------|------|------|-----|-----|-----|----|-----|-----|
| San Diego | 1-0 | 1-4 | 0-3 | 0-0 | 0 | 2 | 2 | 0 | 0 | 15 |
| Virginia | 1-0 | 4-4 | 4-4 | 0-0 | 2 | 12 | 4 | 0 | 1 | 17 |
| Arkansas-Pine Bluff | 1-0 | 3-6 | 1-2 | 0-0 | 1 | 7 | 2 | 0 | 1 | 17 |
| Murray State | 1-0 | 0-3 | 0-1 | 2-2 | 0 | 2 | 1 | 0 | 1 | 21 |
| Tulsa | 1-0 | 1-2 | 0-1 | 0-0 | 0 | 2 | 0 | 0 | 0 | 10 |
| DePaul | 1-0 | 2-5 | 1-2 | 2-2 | 1 | 7 | 2 | 0 | 0 | 15 |
| UC Riverside | 1-0 | 0-1 | 0-1 | 0-0 | 2 | 0 | 1 | 0 | 0 | 12 |
| North Carolina A&T | 1-0 | 2-4 | 2-4 | 2-2 | 1 | 8 | 2 | 0 | 0 | 11 |
| Butler | 1-0 | 0-1 | 0-1 | 0-0 | 0 | 0 | 0 | 0 | 0 | 7 |
| Oklahoma State | 1-0 | 3-9 | 1-4 | 8-8 | 0 | 15 | 4 | 0 | 0 | 33 |
| Yale | 1-1 | 2-7 | 2-5 | 0-0 | 2 | 6 | 6 | 0 | 2 | 29 |
| California | 1-1 | 2-6 | 2-6 | 4-4 | 1 | 10 | 4 | 0 | 0 | 28 |
| Arizona State | 1-1 | 0-4 | 0-1 | 2-2 | 1 | 2 | 4 | 0 | 0 | 33 |
| Arizona | 1-1 | 1-6 | 0-2 | 2-4 | 2 | 4 | 4 | 0 | 1 | 30 |
| Washington | 1-1 | 0-4 | 0-2 | 0-0 | 1 | 0 | 0 | 0 | 0 | 16 |
| Washington State | 1-1 | 1-8 | 1-5 | 0-0 | 1 | 3 | 4 | 0 | 1 | 18 |
| USC | 1-0 | 2-4 | 2-3 | 0-0 | 0 | 6 | 1 | 0 | 2 | 22 |
| UCLA | 1-1 | 2-7 | 2-6 | 0-0 | 2 | 6 | 1 | 0 | 0 | 27 |
| Oregon | 1-1 | 2-7 | 0-4 | 2-2 | 0 | 6 | 3 | 0 | 1 | 26 |
| Oregon State | 1-0 | 0-2 | 0-2 | 0-0 | 0 | 0 | 0 | 0 | 1 | 8 |
| Arizona | 1-0 | 1-5 | 0-3 | 0-0 | 1 | 2 | 1 | 0 | 0 | 16 |
| Arizona State | 1-0 | 4-8 | 2-6 | 0-0 | 1 | 10 | 2 | 0 | 0 | 22 |
| Washington State | 1-0 | 1-4 | 1-3 | 2-2 | 0 | 5 | 2 | 0 | 1 | 14 |
| Washington | 1-0 | 3-7 | 0-2 | 0-0 | 1 | 6 | 2 | 0 | 0 | 18 |
| UCLA | 1-0 | 0-3 | 0-1 | 0-0 | 1 | 0 | 2 | 0 | 0 | 19 |
| USC | 1-0 | 1-2 | 1-2 | 1-2 | 1 | 4 | 1 | 0 | 0 | 21 |
| Oregon State | 1-0 | 5-5 | 5-5 | 0-0 | 2 | 15 | 1 | 0 | 0 | 22 |
| Oregon | 1-0 | 4-6 | 3-5 | 2-2 | 2 | 13 | 5 | 0 | 0 | 26 |
| Seattle | 1-0 | 1-4 | 1-3 | 3-4 | 1 | 6 | 2 | 0 | 1 | 19 |
| California | 1-0 | 0-0 | 0-0 | 0-0 | 0 | 0 | 0 | 0 | 0 | 3 |
| Oregon State | 1-0 | 0-1 | 0-1 | 0-0 | 2 | 0 | 0 | 0 | 0 | 10 |



ANDY BROWN

FORWARD

Redshirt Senior – 6-7 – 215

Yorba Linda, Calif. (Mater Dei HS)

Major: Communication



2012-13: Pac-12 All-Academic Second Team honoree ... NABC Honors Court selection ... appeared in 33 games while making 20 starts in first full season following three ACL tears in three years ... averaged 6.2 points and 2.8 rebounds ... 82-169 (48.5 percent) from the field ... added eight points in 10 minutes off bench against San Francisco (Nov. 9) in season opener ... totaled 15 points and six rebounds in 29 minutes against Northern Iowa (Nov. 23) ... poured in career-high 17 points while grabbing seven rebounds in 27 minutes against Seattle (Nov. 28) ... matched career high with 17 points (7-9 FG, 3-4 3FG) in 29 minutes against USC (Jan. 3) ... scored nine points on 4-6 shooting in 28 minutes against Oregon (Jan. 30) ... added nine points (4-9 FG) versus UCLA (Feb. 16) ... tallied 13 points (5-11 FG, 3-4 FT) in 30 minutes against Oregon State (Feb. 21) ... equaled career high with 17 points (7-11 FG) while grabbing career-best eight rebounds in 32 minutes against

Colorado (Feb. 27).

2011-12: Appeared in nine games ... averaged 1.1 points and 1.1 rebounds per game ... after suffering three ACL tears to left knee over the last three seasons, appeared in a game for the first time against Oklahoma State (Nov. 23), playing the final nine seconds ... played the final three minutes against Colorado (Jan. 14), making the first of two free throw attempts and grabbing a rebound ... in nine minutes against Arizona State (Feb. 2), was 0-2 from the field and grabbed two boards ... scored his first career basket on a putback and hauled down three rebounds in eight minutes at USC (Feb. 12) ... scored four points and dished out an assist in three minutes of action at Colorado (Feb. 23) ... grabbed two rebounds and was 1-4 from the foul line against Cleveland State (Mar. 13) ... in final three minutes against Minnesota (Mar. 29), scored a basket and came up with a steal.

2010-11: Redshirted the season, after suffering an ACL tear in his left knee prior to the season.

2009-10: Redshirted the season, following an ACL tear in his left knee on the first day of practice.

High School: 2009 graduate of Mater Dei High School in Santa Ana, Calif. ... four-year letterwinner in basketball ... guided Mater Dei High School to state championships during his sophomore and junior seasons ... an all-state selection as a junior ... senior year was cut short due to an ACL tear in January ... recognized as an All-Orange County first team selection ... two-time all-league honoree ... tabbed an All-CIF first team selection as a junior ... two-time team captain ... averaged 14.6 points, 6.0 rebounds and 2.6 assists per game as a junior.

Personal: Born in Fullerton, Calif. ... parents are Steve and Laurie ... has a sister, Lindsay.

2012-13 Season Highs

| | |
|---------|--------------------------------------|
| Pts | 17, 3x, last vs. Colorado (2/27/13) |
| Rebs | 8, vs. Colorado (2/27/13) |
| Assists | 3, 2x, last vs. Washington (1/12/13) |
| FG | 7, 3x, last vs. Colorado (2/27/13) |
| 3-Pts. | 3, at USC (1/3/13) |
| FT | 4, 2x, last vs. Seattle (11/28/12) |
| Steals | 5, vs. CS Fullerton (11/12/12) |
| Blocks | 2, vs. Minnesota (11/24/12) |
| Mins | 33, at California (3/6/13) |

Career Highs

| | |
|---------|--------------------------------------|
| Pts | 17, 3x, last vs. Colorado (2/27/13) |
| Rebs | 8, vs. Colorado (2/27/13) |
| Assists | 3, 2x, last vs. Washington (1/12/13) |
| FG | 7, 3x, last vs. Colorado (2/27/13) |
| 3-Pts. | 3, at USC (1/3/13) |
| FT | 4, 2x, last vs. Seattle (11/28/12) |
| Steals | 5, vs. CS Fullerton (11/12/12) |
| Blocks | 2, vs. Minnesota (11/24/12) |
| Mins | 33, at California (3/6/13) |

Career Statistics

| Year | G-GS | FG-FGA | Pct. | 3P-3PA | Pct. | FT-FTA | Pct. | Reb. | Avg. | PF-FO | Ast. | TO | Blk. | Stl. | Min./Avg. | Pts. | Avg. |
|---------------|-----------------------|---------------|-------------|--------------|-------------|--------------|-------------|------------|------------|-------------|-----------|-----------|----------|-----------|-----------------|------------|------------|
| 2009-10 | Redshirted the season | | | | | | | | | | | | | | | | |
| 2010-11 | Redshirted the season | | | | | | | | | | | | | | | | |
| 2011-12 | 9-0 | 4-7 | .571 | 0-0 | .000 | 2-7 | .286 | 10 | 1.1 | 4-0 | 1 | 4 | 2 | 2 | 35/3.9 | 10 | 1.1 |
| 2012-13 | 33-20 | 82-169 | .485 | 14-40 | .350 | 28-51 | .549 | 93 | 2.8 | 52-0 | 36 | 34 | 7 | 36 | 767/23.2 | 206 | 6.2 |
| Career | 42-20 | 86-176 | .488 | 14-40 | .350 | 30-58 | .517 | 103 | 2.4 | 56-0 | 37 | 38 | 9 | 38 | 802/19.1 | 216 | 5.1 |

BROWN

GAME-BY-GAME

2012-13

| | GP-GS | FG-A | 3P-A | FT-A | REB | PTS | AST | BK | STL | MIN |
|---------------------|-------|------|------|------|-----|-----|-----|----|-----|-----|
| San Francisco | 1-0 | 3-3 | 0-0 | 2-4 | 1 | 8 | 1 | 0 | 1 | 10 |
| Cal State Fullerton | 1-0 | 3-4 | 0-0 | 2-2 | 2 | 8 | 0 | 0 | 5 | 21 |
| Belmont | 1-0 | 1-2 | 1-1 | 4-8 | 3 | 7 | 2 | 0 | 0 | 14 |
| Missouri | 1-0 | 0-1 | 0-1 | 0-0 | 0 | 0 | 0 | 0 | 0 | 7 |
| Northern Iowa | 1-0 | 7-12 | 1-3 | 0-1 | 6 | 15 | 2 | 0 | 4 | 29 |
| Minnesota | 1-0 | 3-5 | 0-0 | 0-0 | 3 | 6 | 3 | 2 | 2 | 27 |
| Seattle | 1-0 | 6-9 | 1-2 | 4-6 | 7 | 17 | 0 | 0 | 0 | 27 |
| Denver | 1-0 | 1-3 | 0-1 | 2-2 | 2 | 4 | 1 | 0 | 1 | 26 |
| UC Davis | 1-0 | 2-7 | 1-3 | 0-0 | 3 | 5 | 2 | 1 | 2 | 24 |
| NC State | 1-0 | 1-4 | 0-2 | 0-0 | 2 | 2 | 1 | 0 | 0 | 20 |
| Northwestern | 1-0 | 1-1 | 0-0 | 0-2 | 5 | 2 | 1 | 0 | 0 | 16 |
| Lafayette | 1-0 | 3-9 | 0-2 | 0-0 | 3 | 6 | 1 | 0 | 1 | 20 |
| USC | 1-0 | 7-9 | 3-4 | 0-2 | 5 | 17 | 2 | 0 | 0 | 29 |
| UCLA | 1-1 | 1-8 | 0-1 | 0-0 | 2 | 2 | 2 | 0 | 2 | 32 |
| Washington State | 1-1 | 2-4 | 1-2 | 2-4 | 5 | 7 | 0 | 1 | 3 | 30 |
| Washington | 1-1 | 4-8 | 0-2 | 0-0 | 2 | 8 | 3 | 0 | 0 | 31 |
| California | 1-1 | 0-3 | 0-0 | 0-0 | 4 | 0 | 1 | 0 | 0 | 28 |
| Colorado | 1-1 | 1-3 | 0-1 | 0-0 | 1 | 2 | 2 | 0 | 1 | 25 |
| Utah | 1-1 | 2-4 | 1-1 | 2-2 | 2 | 7 | 2 | 0 | 0 | 22 |
| Oregon | 1-1 | 4-6 | 0-1 | 1-2 | 0 | 9 | 1 | 0 | 2 | 28 |
| Oregon State | 1-1 | 0-2 | 0-0 | 0-0 | 0 | 0 | 0 | 2 | 0 | 19 |
| Arizona | 1-1 | 0-2 | 0-0 | 0-0 | 2 | 0 | 0 | 0 | 0 | 19 |
| Arizona State | 1-1 | 2-3 | 0-1 | 0-0 | 4 | 4 | 0 | 0 | 1 | 20 |
| USC | 1-1 | 2-5 | 0-0 | 0-2 | 1 | 4 | 1 | 1 | 1 | 29 |
| UCLA | 1-1 | 4-9 | 0-1 | 1-3 | 3 | 9 | 0 | 0 | 2 | 23 |
| Oregon State | 1-1 | 5-11 | 0-1 | 3-5 | 1 | 13 | 0 | 0 | 1 | 30 |
| Oregon | 1-1 | 1-4 | 0-1 | 1-2 | 2 | 3 | 1 | 1 | 1 | 19 |
| Colorado | 1-1 | 7-11 | 2-3 | 1-1 | 8 | 17 | 0 | 0 | 1 | 32 |
| Utah | 1-1 | 2-2 | 1-1 | 2-2 | 1 | 7 | 2 | 0 | 1 | 17 |
| California | 1-1 | 3-5 | 1-2 | 1-1 | 2 | 8 | 1 | 0 | 3 | 33 |
| Arizona State | 1-1 | 0-3 | 0-0 | 0-0 | 6 | 0 | 2 | 0 | 0 | 28 |
| Stephen F. Austin | 1-1 | 2-3 | 0-1 | 0-0 | 2 | 4 | 0 | 0 | 1 | 18 |
| Alabama | 1-1 | 2-4 | 1-2 | 0-0 | 1 | 5 | 0 | 1 | 0 | 14 |

2011-12

| | GP-GS | FG-A | 3P-A | FT-A | REB | PTS | AST | BK | STL | MIN |
|-----------------|-------|------|------|------|-----|-----|-----|----|-----|-----|
| Oklahoma State | 1-0 | 0-0 | 0-0 | 0-0 | 0 | 0 | 0 | 0 | 0 | 0+ |
| Colorado | 1-0 | 0-0 | 0-0 | 1-2 | 1 | 1 | 0 | 0 | 0 | 3 |
| Arizona State | 1-0 | 0-2 | 0-0 | 0-0 | 2 | 0 | 0 | 0 | 0 | 9 |
| USC | 1-0 | 1-1 | 0-0 | 0-0 | 3 | 2 | 0 | 1 | 0 | 8 |
| Colorado | 1-0 | 2-2 | 0-0 | 0-0 | 0 | 4 | 1 | 0 | 0 | 3 |
| Arizona State | 1-0 | 0-0 | 0-0 | 0-1 | 0 | 0 | 0 | 0 | 1 | 2 |
| Cleveland State | 1-0 | 0-0 | 0-0 | 1-4 | 2 | 1 | 0 | 1 | 0 | 4 |
| Nevada | 1-0 | 0-1 | 0-0 | 0-0 | 0 | 0 | 0 | 0 | 0 | 3 |
| Minnesota | 1-0 | 1-1 | 0-0 | 0-0 | 2 | 2 | 0 | 0 | 1 | 3 |





21

ANTHONY BROWN

GUARD/FORWARD

Redshirt Junior – 6-6 – 215

Fountain Valley, Calif. (Ocean View HS)

Major: Communication



2012-13: Pac-12 All-Academic Honorable Mention honoree ... appeared in four games while making two starts before missing the remainder of the year with a hip injury ... averaged 3.0 points and 2.3 rebounds ... finished with seven points and five rebounds in 19 minutes off the bench against Alcorn State (Nov. 15).

2011-12: Pac-12 All-Academic Honorable Mention honoree ... appeared in 37 games, making 21 starts ... averaged 8.1 points and 4.0 rebounds per game ... shot 39.6 percent from the field ... knocked down 42 three-pointers, ranking third on the team ... scored in double figures 13 times ... during five-game NIT title run, averaged 11.6 points and 6.4 rebounds while making 46.7 percent from the field ... scored 13 points and grabbed six boards against Central Arkansas (Nov. 11) ... added 14 points, six rebounds and three assists in a win at UC Davis (Nov. 18) ... led team

with 15 points while grabbing five rebounds at Seattle (Dec. 1) ... added 12 points (5-6 free throws) in a win over NC State (Dec. 4) ... scored game-high 16 points and grabbed six boards against Bethune-Cookman (Dec. 19) ... added 11 points and eight boards in a career-high 40 minutes against Oregon State (Jan. 7) ... pitched in with 11 points (3-5 three-pointers) and four boards against Arizona State (Feb. 2) ... contributed 11 points (7-12 free throws) against Oregon State (Feb. 16) ... added 11 points, four rebounds and four assists at Utah (Feb. 25) ... chipped in with 10 points and five rebounds in 34 minutes against California (Mar. 4) ... notched second career double-double with 15 points and career-high 12 rebounds in 29 minutes against Cleveland State (Mar. 13) ... scored season-high 18 points on 7-12 shooting with five boards in win over Massachusetts (Mar. 27) ... added 11 points and six boards in a victory over Minnesota (Mar. 29).

2010-11: Pac-10 All-Freshman Team selection ... appeared in 30 games, making 12 starts ... averaged 8.7 points and 3.2 rebounds per game ... second on team with 42 three-pointers ... 39-55 from the foul line ... scored in double-figures 15 times ... nailed a three-pointer in second half of win over San Diego (Nov. 15) for his first career basket ... poured in 14 points against DePaul (Nov. 28) ... added 11 points in a win over California (Jan. 2) ... pitched in with eight points on 4-7 shooting against Washington (Jan. 13) ... added 12 points against Washington State (Jan. 15), with four triples in 24 minutes ... added 12 points, including three triples, in a loss to Oregon (Jan. 27) ... enjoyed a breakthrough game against Oregon State (Jan. 29), pouring in a career-high 21 points ... added 12 points in a win at Washington State (Feb. 10) ... tallied 15 points on 5-8 shooting in 37 minutes at Washington (Feb. 12) ... added 12 points against Oregon State (Feb. 24) ... notched first career double-double with 21 points and a career-high 11 rebounds versus Seattle (Mar. 1).

USA Basketball: Member of the USA Basketball U19 World Championship Team, as the squad placed fifth with a 7-2 mark at the 2011 FIBA U19 World Championship in Valmiera, Liepaja and Riga, Latvia ... appeared in five contests, averaging 11.4 minutes, 3.6 points and 1.8 rebounds per game while shooting 38.9 percent from the field and 25.0 percent from three-point territory ... best performance of the tournament came against Egypt on June 30, as he contributed 10 points, five boards and three assists in 17 minutes off the bench.

High School: 2010 graduate of Ocean View High School in Huntington Beach, Calif. ... four-year letterwinner in basketball ... No. 7-ranked small forward, No. 41 player overall and a four-star recruit by Scout.com ... named CIF Southern Section Player of the Year and a first-team all-state pick as a junior ... during the 2008-09 campaign, guided the Seahawks to a CIF Southern Section championship and state runner-up finish ... averaged 14.0 points and 6.0 rebounds per game as a junior, while being named league MVP ... first team all-league recipient as a sophomore, leading Ocean View High School to a quarterfinal finish ... member of the National All-Stars roster during the second annual High School Academic All-American Classic, finishing with a game-high 24 points on 9-13 shooting to go along with five assists and three rebounds while being named the game's Most Valuable Player.

Personal: Born in Bellflower, Calif. ... parents are Quentin and Raquel Brown.

2012-13 Season Highs

| | |
|---------|---|
| Pts | 7, vs. Alcorn State (11/15/12) |
| Rebs | 5, vs. Alcorn State (11/15/12) |
| Assists | 1, vs. San Francisco (11/9/12) |
| FG | 3, vs. Alcorn State (11/15/12) |
| 3-Pts. | 1, 2x, last vs. Alcorn State (11/15/12) |
| FT | 2, vs. Belmont (11/18/12) |
| Steals | 1, vs. San Francisco (11/9/12) |
| Blocks | 1, vs. Alcorn State (11/15/12) |
| Mins | 29, vs. San Francisco (11/9/12) |

Career Highs

| | |
|---------|---|
| Pts | 21, 2x, last vs. Seattle (3/1/11) |
| Rebs | 12, vs. Cleveland State (3/13/12) |
| Assists | 4, 2x, last at Utah (2/25/12) |
| FG | 7, 3x, last vs. Massachusetts (3/27/12) |
| 3-Pts. | 4, vs. Washington State (1/15/11) |
| FT | 7, vs. Oregon State (2/16/12) |
| Steals | 3, 2x, last at Oregon State (1/7/12) |
| Blocks | 2, 2x, last vs. Oregon State (2/16/12) |
| Mins | 40, at Oregon State (1/7/12) |

Career Statistics

| Year | G-GS | FG-FGA | Pct. | 3P-3PA | Pct. | FT-FTA | Pct. | Reb. | Avg. | PF-FO | Ast. | TO | Blk. | Stl. | Min./Avg. | Pts. | Avg. |
|---------------|--------------|----------------|-------------|---------------|-------------|---------------|-------------|------------|------------|--------------|-----------|-----------|-----------|-----------|------------------|------------|------------|
| 2010-11 | 30-12 | 90-216 | .417 | 42-119 | .353 | 39-55 | .709 | 97 | 3.2 | 40-1 | 23 | 32 | 7 | 16 | 718/23.9 | 261 | 8.7 |
| 2011-12 | 37-21 | 106-268 | .396 | 42-120 | .350 | 45-72 | .625 | 149 | 4.0 | 65-0 | 38 | 49 | 4 | 23 | 886/23.9 | 299 | 8.1 |
| 2012-13 | 4-2 | 4-20 | .200 | 2-6 | .333 | 2-2 | 1.000 | 9 | 2.3 | 7-0 | 1 | 5 | 1 | 1 | 70/17.5 | 12 | 3.0 |
| Career | 71-35 | 200-504 | .397 | 86-245 | .351 | 86-129 | .667 | 255 | 3.6 | 112-1 | 62 | 86 | 12 | 40 | 1674/23.6 | 572 | 8.1 |



BROWN

GAME-BY-GAME

2012-13

| | GP-GS | FG-A | 3P-A | FT-A | REB | PTS | AST | BK | STL | MIN |
|---------------------|-------|------|------|------|-----|-----|-----|----|-----|-----|
| San Francisco | 1-1 | 1-5 | 1-2 | 0-0 | 2 | 3 | 1 | 0 | 1 | 29 |
| Cal State Fullerton | 1-1 | 0-5 | 0-1 | 0-0 | 2 | 0 | 0 | 0 | 0 | 16 |
| Alcorn State | 1-0 | 3-9 | 1-3 | 0-0 | 5 | 7 | 0 | 1 | 0 | 19 |
| Belmont | 1-0 | 0-1 | 0-0 | 2-2 | 0 | 2 | 0 | 0 | 0 | 6 |

2011-12

| | GP-GS | FG-A | 3P-A | FT-A | REB | PTS | AST | BK | STL | MIN |
|------------------|-------|------|------|------|-----|-----|-----|----|-----|-----|
| Central Arkansas | 1-0 | 6-11 | 0-3 | 1-2 | 6 | 13 | 0 | 0 | 0 | 21 |
| Fresno State | 1-0 | 0-4 | 0-2 | 0-0 | 2 | 0 | 0 | 0 | 0 | 14 |
| Colorado State | 1-0 | 0-3 | 0-1 | 0-0 | 3 | 0 | 0 | 0 | 0 | 13 |
| UC Davis | 1-0 | 6-10 | 2-5 | 0-0 | 6 | 14 | 3 | 0 | 0 | 24 |
| Oklahoma State | 1-0 | 2-8 | 2-4 | 0-0 | 5 | 6 | 0 | 0 | 1 | 21 |
| Syracuse | 1-0 | 2-6 | 0-3 | 2-2 | 3 | 6 | 4 | 0 | 1 | 23 |
| Pacific | 1-1 | 2-5 | 1-2 | 3-4 | 3 | 8 | 1 | 0 | 1 | 23 |
| Seattle | 1-0 | 6-10 | 3-4 | 0-1 | 5 | 15 | 1 | 0 | 1 | 23 |
| NC State | 1-0 | 3-12 | 1-5 | 5-6 | 2 | 12 | 2 | 0 | 1 | 29 |
| San Diego | 1-1 | 3-7 | 2-5 | 1-2 | 2 | 9 | 0 | 0 | 2 | 22 |
| Bethune-Cookman | 1-1 | 6-10 | 2-3 | 2-2 | 6 | 16 | 0 | 0 | 0 | 28 |
| Butler | 1-1 | 1-6 | 0-1 | 0-1 | 1 | 2 | 2 | 0 | 1 | 24 |
| UCLA | 1-1 | 2-7 | 1-5 | 2-2 | 5 | 7 | 0 | 0 | 0 | 25 |
| USC | 1-1 | 2-7 | 1-2 | 0-0 | 1 | 5 | 2 | 1 | 1 | 20 |
| Oregon | 1-1 | 2-4 | 1-2 | 0-0 | 4 | 5 | 0 | 0 | 0 | 20 |
| Oregon State | 1-1 | 3-14 | 3-7 | 2-6 | 8 | 11 | 2 | 0 | 3 | 40 |
| Utah | 1-1 | 3-6 | 1-4 | 0-0 | 1 | 7 | 0 | 0 | 0 | 22 |
| Colorado | 1-1 | 2-5 | 2-5 | 2-2 | 3 | 8 | 1 | 0 | 0 | 17 |
| Washington State | 1-1 | 3-8 | 1-6 | 0-0 | 2 | 7 | 3 | 1 | 1 | 28 |
| Washington | 1-0 | 0-3 | 0-2 | 1-2 | 2 | 1 | 1 | 0 | 0 | 16 |
| California | 1-0 | 1-4 | 0-0 | 1-2 | 3 | 3 | 0 | 0 | 0 | 19 |
| Arizona State | 1-0 | 4-8 | 3-5 | 0-0 | 4 | 11 | 1 | 0 | 1 | 22 |
| Arizona | 1-0 | 1-6 | 0-2 | 1-1 | 5 | 3 | 0 | 0 | 0 | 23 |
| UCLA | 1-0 | 2-6 | 0-1 | 1-2 | 5 | 5 | 1 | 0 | 1 | 23 |
| USC | 1-0 | 3-5 | 2-2 | 0-0 | 5 | 8 | 0 | 0 | 0 | 27 |
| Oregon State | 1-0 | 2-5 | 0-1 | 7-12 | 3 | 11 | 0 | 2 | 2 | 25 |
| Oregon | 1-0 | 2-6 | 2-4 | 0-2 | 2 | 6 | 0 | 0 | 0 | 21 |
| Colorado | 1-1 | 3-7 | 0-3 | 3-4 | 1 | 9 | 0 | 0 | 0 | 25 |
| Utah | 1-1 | 4-9 | 1-6 | 2-2 | 4 | 11 | 4 | 0 | 2 | 32 |
| California | 1-1 | 4-10 | 2-5 | 0-0 | 5 | 10 | 1 | 0 | 1 | 34 |
| Arizona State | 1-1 | 3-5 | 1-3 | 1-2 | 4 | 8 | 3 | 0 | 0 | 21 |
| California | 1-1 | 2-6 | 0-1 | 0-0 | 6 | 4 | 0 | 0 | 2 | 25 |
| Cleveland State | 1-1 | 5-9 | 2-3 | 3-5 | 12 | 15 | 3 | 0 | 1 | 29 |
| Illinois State | 1-1 | 2-7 | 1-3 | 4-6 | 2 | 9 | 1 | 0 | 0 | 30 |
| Nevada | 1-1 | 2-8 | 1-2 | 0-0 | 7 | 5 | 0 | 0 | 0 | 23 |
| Massachusetts | 1-1 | 7-12 | 3-6 | 1-2 | 5 | 18 | 2 | 0 | 0 | 33 |
| Minnesota | 1-1 | 5-9 | 1-2 | 0-0 | 6 | 11 | 0 | 0 | 0 | 2 |

2010-11

| | GP-GS | FG-A | 3P-A | FT-A | REB | PTS | AST | BK | STL | MIN |
|---------------------|-------|------|------|------|-----|-----|-----|----|-----|-----|
| San Diego | 1-0 | 1-7 | 1-4 | 0-2 | 6 | 3 | 1 | 0 | 1 | 20 |
| Virginia | 1-0 | 5-8 | 2-3 | 1-1 | 2 | 13 | 1 | 0 | 1 | 15 |
| Arkansas-Pine Bluff | 1-0 | 2-5 | 1-3 | 5-6 | 1 | 10 | 0 | 0 | 0 | 12 |
| Murray State | 1-0 | 0-3 | 0-2 | 2-2 | 0 | 2 | 2 | 0 | 1 | 15 |
| Tulsa | 1-0 | 2-5 | 0-2 | 2-2 | 2 | 6 | 0 | 0 | 1 | 19 |
| DePaul | 1-0 | 5-9 | 2-4 | 2-4 | 4 | 14 | 0 | 1 | 0 | 22 |
| North Carolina A&T | 1-0 | 1-4 | 0-1 | 0-0 | 5 | 2 | 1 | 0 | 0 | 13 |
| Butler | 1-0 | 2-6 | 1-4 | 0-2 | 2 | 5 | 0 | 0 | 0 | 17 |
| Oklahoma State | 1-0 | 1-3 | 1-2 | 0-0 | 2 | 3 | 0 | 1 | 0 | 18 |
| Yale | 1-0 | 1-3 | 1-2 | 0-2 | 2 | 3 | 0 | 0 | 1 | 19 |
| California | 1-0 | 4-6 | 2-3 | 1-2 | 1 | 11 | 0 | 0 | 0 | 22 |
| Arizona State | 1-0 | 2-3 | 1-2 | 0-0 | 0 | 5 | 0 | 0 | 0 | 10 |
| Arizona | 1-0 | 1-7 | 1-4 | 0-0 | 2 | 3 | 0 | 0 | 0 | 14 |
| Washington | 1-0 | 4-7 | 0-3 | 0-0 | 3 | 8 | 0 | 0 | 1 | 24 |
| Washington State | 1-0 | 4-9 | 4-7 | 0-0 | 2 | 12 | 1 | 0 | 0 | 24 |
| USC | 1-0 | 3-8 | 1-6 | 2-2 | 2 | 9 | 1 | 0 | 1 | 25 |
| UCLA | 1-0 | 4-9 | 2-5 | 0-0 | 2 | 10 | 0 | 0 | 1 | 27 |
| Oregon | 1-0 | 4-9 | 3-6 | 1-2 | 3 | 12 | 1 | 0 | 1 | 24 |
| Oregon State | 1-1 | 7-11 | 3-7 | 4-6 | 8 | 21 | 3 | 2 | 3 | 37 |
| Arizona | 1-1 | 1-5 | 1-3 | 0-0 | 3 | 3 | 1 | 0 | 0 | 30 |
| Arizona State | 1-1 | 0-5 | 0-3 | 0-0 | 3 | 0 | 2 | 1 | 0 | 21 |
| Washington State | 1-1 | 4-8 | 2-4 | 2-2 | 3 | 12 | 2 | 1 | 0 | 35 |
| Washington | 1-1 | 5-8 | 2-3 | 3-5 | 2 | 15 | 1 | 1 | 0 | 37 |
| UCLA | 1-1 | 6-10 | 3-5 | 0-0 | 4 | 15 | 0 | 0 | 0 | 33 |
| USC | 1-1 | 2-11 | 0-4 | 0-0 | 5 | 4 | 2 | 0 | 1 | 31 |
| Oregon State | 1-1 | 3-10 | 2-7 | 4-4 | 2 | 12 | 1 | 0 | 1 | 29 |
| Oregon | 1-1 | 4-7 | 2-3 | 2-2 | 3 | 12 | 1 | 0 | 1 | 25 |
| Seattle | 1-1 | 7-11 | 3-6 | 4-4 | 11 | 21 | 0 | 0 | 0 | 35 |
| California | 1-1 | 2-11 | 0-6 | 0-0 | 4 | 4 | 0 | 0 | 0 | 31 |
| Oregon State | 1-1 | 3-8 | 1-5 | 4-5 | 8 | 11 | 2 | 0 | 0 | 34 |



44

ELLIOTT BULLOCK

FORWARD/CENTER

Redshirt Junior – 6-10 – 235
 Salt Lake City, Utah (Olympus HS)
 Major: Human Biology



2012-13: Redshirted the season.

2010-12: Did not participate ... spent two years completing a Mormon mission in Houston, Texas.

2009-10: Appeared in 22 games off the bench ... averaged 1.2 rebounds per game ... 3-18 from the field ... scored buckets against Cal Poly on Nov. 15, Florida A&M on Nov. 21 and Washington on Mar. 12 ... grabbed three boards against Cal Poly on Nov. 15 ... hauled down a career-high five rebounds at Northwestern on Dec. 19 ... matched his career high of five rebounds against Oregon State on Jan. 21.

2008-09: Played in 15 games, all as a reserve ... averaged 0.4 points and 1.1 rebounds per contest ... appeared in first collegiate game at Yale on Nov. 14, coming off the bench to grab a rebound in four minutes ... scored his first bucket against Cal State Northridge on Nov. 18 ... in a win over Colorado on Nov. 29, grabbed four rebounds and scored three points in seven minutes off the bench ... matched his season high with four rebounds in seven minutes against Cal State Bakersfield on Feb. 10.

High School: 2008 graduate of Olympus High School in Salt Lake City, Utah ... four-year letterwinner in basketball ... helped guide team to four appearances in the state tournament ... McDonald's All-America nominee ... first team all-region and second team all-state as a senior ... as a junior, earned honorable mention all-region accolades ... competed for club teams Utah Pump-n-Run and Salt Lake Metro ...also considered Portland, Brown, Lafayette, Penn and Princeton.

Personal: Born in Salt Lake City, Utah ... parents are Ken and Emily ... has one brother, Griffin ... hobbies include reading, mountain biking, fishing and kayaking.

Career Highs

| | |
|---------|--|
| Pts | 3, 2x, last vs. Colorado (11/29/08) |
| Rebs | 5, 2x, last vs. Oregon State (1/21/10) |
| Assists | 2, vs. Florida A&M (11/21/09) |
| FG | 1, 4x, last vs. Washington (3/12/10) |
| 3-Pts. | - |
| FT | 3, vs. Colorado (11/29/08) |
| Steals | 2, 2x, last vs. James Madison (12/29/09) |
| Blocks | - |
| Mins | 19, 2x, last vs. Oregon State (1/21/10) |

Career Statistics

| Year | G-GS | FG-FGA | Pct. | 3P-3PA | Pct. | FT-FTA | Pct. | Reb. | Avg. | PF-FO | Ast. | TO | Blk. | Stl. | Min./Avg. | Pts. | Avg. |
|---------------|-----------------------|-------------|-------------|------------|-------------|------------|-------------|-----------|------------|-------------|-----------|-----------|----------|-----------|----------------|-----------|------------|
| 2008-09 | 15-0 | 1-8 | .125 | 0-1 | .000 | 4-9 | .444 | 16 | 1.1 | 13-0 | 2 | 3 | 0 | 2 | 78/5.2 | 6 | 0.4 |
| 2009-10 | 22-0 | 3-18 | .167 | 0-3 | .000 | 0-0 | .0000 | 27 | 1.2 | 35-0 | 9 | 11 | 0 | 9 | 212/9.6 | 6 | 0.3 |
| 2010-11 | Did not play | | | | | | | | | | | | | | | | |
| 2011-12 | Did not play | | | | | | | | | | | | | | | | |
| 2012-13 | Redshirted the season | | | | | | | | | | | | | | | | |
| Career | 37-0 | 4-22 | .181 | 0-4 | .000 | 4-9 | .444 | 43 | 1.1 | 48-0 | 11 | 14 | 0 | 11 | 290/7.8 | 12 | 0.3 |



BULLOCK

GAME-BY-GAME

2009-10

| | GP-GS | FG-A | 3P-A | FT-A | REB | PTS | AST | BK | STL | MIN |
|------------------|-------|------|------|------|-----|-----|-----|----|-----|-----|
| San Diego | 1-0 | 0-0 | 0-0 | 0-0 | 1 | 0 | 0 | 0 | 1 | 7 |
| Cal Poly | 1-0 | 1-3 | 0-1 | 0-0 | 3 | 2 | 1 | 0 | 0 | 10 |
| Oral Roberts | 1-0 | 0-0 | 0-0 | 0-0 | 0 | 0 | 0 | 0 | 0 | 4 |
| Florida A&M | 1-0 | 1-1 | 0-0 | 0-0 | 1 | 2 | 2 | 0 | 1 | 14 |
| Virginia | 1-0 | 0-0 | 0-0 | 0-0 | 2 | 0 | 1 | 0 | 0 | 13 |
| Kentucky | 1-0 | 0-1 | 0-0 | 0-0 | 0 | 0 | 1 | 0 | 0 | 7 |
| UC Davis | 1-0 | 0-1 | 0-0 | 0-0 | 4 | 0 | 1 | 0 | 2 | 19 |
| Oklahoma State | 1-0 | 0-1 | 0-1 | 0-0 | 1 | 0 | 0 | 0 | 0 | 5 |
| Northwestern | 1-0 | 0-1 | 0-1 | 0-0 | 5 | 0 | 0 | 0 | 0 | 12 |
| Texas Tech | 1-0 | 0-2 | 0-0 | 0-0 | 1 | 0 | 0 | 0 | 1 | 15 |
| James Madison | 1-0 | 0-0 | 0-0 | 0-0 | 1 | 0 | 0 | 0 | 2 | 8 |
| California | 1-0 | 0-0 | 0-0 | 0-0 | 0 | 0 | 0 | 0 | 0 | 7 |
| USC | 1-0 | 0-1 | 0-0 | 0-0 | 0 | 0 | 0 | 0 | 0 | 5 |
| Washington | 1-0 | 0-0 | 0-0 | 0-0 | 0 | 0 | 0 | 0 | 0 | 4 |
| Washington State | 1-0 | 0-1 | 0-0 | 0-0 | 0 | 0 | 1 | 0 | 0 | 12 |
| Oregon State | 1-0 | 0-2 | 0-0 | 0-0 | 5 | 0 | 0 | 0 | 1 | 19 |
| Oregon | 1-0 | 0-0 | 0-0 | 0-0 | 1 | 0 | 0 | 0 | 1 | 4 |
| Arizona | 1-0 | 0-1 | 0-0 | 0-0 | 0 | 0 | 0 | 0 | 0 | 11 |
| Arizona State | 1-0 | 0-0 | 0-0 | 0-0 | 1 | 0 | 1 | 0 | 0 | 12 |
| USC | 1-0 | 0-2 | 0-0 | 0-0 | 0 | 0 | 1 | 0 | 0 | 14 |
| California | 1-0 | 0-0 | 0-0 | 0-0 | 0 | 0 | 0 | 0 | 0 | 8 |
| Washington | 1-0 | 1-1 | 0-0 | 0-0 | 1 | 2 | 0 | 0 | 0 | 2 |

2008-09

| | GP-GS | FG-A | 3P-A | FT-A | REB | PTS | AST | BK | STL | MIN |
|-----------------------|-------|------|------|------|-----|-----|-----|----|-----|-----|
| Yale | 1-0 | 0-0 | 0-0 | 0-0 | 1 | 0 | 0 | 0 | 0 | 4 |
| Cal State Northridge | 1-0 | 1-1 | 0-0 | 1-2 | 1 | 3 | 1 | 0 | 0 | 9 |
| Air Force | 1-0 | 0-2 | 0-0 | 0-0 | 2 | 0 | 0 | 0 | 1 | 10 |
| Colorado | 1-0 | 0-1 | 0-0 | 3-4 | 4 | 3 | 0 | 0 | 0 | 7 |
| Colorado State | 1-0 | 0-0 | 0-0 | 0-0 | 0 | 0 | 0 | 0 | 0 | 1 |
| Texas Tech | 1-0 | 0-0 | 0-0 | 0-0 | 1 | 0 | 0 | 0 | 0 | 6 |
| Hartford | 1-0 | 0-2 | 0-0 | 0-0 | 0 | 0 | 0 | 0 | 0 | 8 |
| Arizona State | 1-0 | 0-0 | 0-0 | 0-0 | 0 | 0 | 0 | 0 | 0 | 3 |
| Arizona | 1-0 | 0-0 | 0-0 | 0-0 | 0 | 0 | 1 | 0 | 0 | 2 |
| Washington | 1-0 | 0-0 | 0-0 | 0-0 | 1 | 0 | 0 | 0 | 0 | 5 |
| Washington State | 1-0 | 0-0 | 0-0 | 0-2 | 2 | 0 | 0 | 0 | 0 | 6 |
| Oregon | 1-0 | 0-0 | 0-0 | 0-0 | 0 | 0 | 0 | 0 | 0 | 3 |
| UCLA | 1-0 | 0-1 | 0-0 | 0-0 | 0 | 0 | 0 | 0 | 0 | 4 |
| Cal State Bakersfield | 1-0 | 0-1 | 0-1 | 0-1 | 4 | 0 | 0 | 0 | 1 | 7 |
| Oregon | 1-0 | 0-0 | 0-0 | 0-0 | 0 | 0 | 0 | 0 | 0 | 3 |



JOHN GAGE

FORWARD/CENTER

Senior – 6-10 – 225

Vashon Island, Wash. (Vashon Island HS)

Major: Economics



2012-13: Pac-12 All-Academic First Team honoree ... NABC Honors Court selection ... competed in 34 games, making one start ... averaged 5.8 points and 2.1 rebounds ... Pac-12's leading three-point shooter, having made 45-101 (44.6 percent) overall and 27-55 (49.1 percent) in conference games ... 26-31 (83.9 percent) from the foul line ... has scored in double figures 10 times ... scored 10 points (4-10 FG, 2-7 3FG) and grabbed three boards in 22 minutes against Missouri (Nov. 22) ... added 10 points and five rebounds against Northern Iowa (Nov. 23) ... poured in 12 points (3-5 FG, 4-4 FT) in 15 minutes at Northwestern (Dec. 21) ... chipped in with 10 points and five boards in career-high 27 minutes against UCLA (Jan. 5) ... added 14 points (4-4 three-pointers) in 19 minutes off bench against California (Jan. 19) ... scored career-high 19 points (6-8 FG, 4-4 3FG) with six rebounds in 17 minutes at

Utah (Jan. 27) ... added 12 points (3-6 3FG) against Oregon State (Feb. 3) ... poured in 11 points (4-7 FG, 3-4 3FG) against Arizona State (Feb. 9) ... added 11 points (3-4 3FG) against Utah (Mar. 3) ... contributed 13 points (5-6 FG, 3-4 3FG) against Arizona State (Mar. 13).

2011-12: Pac-12 All-Academic First Team selection ... played in 33 games, making two starts ... averaged 3.9 points and 1.2 rebounds per game ... made 46-107 (43.0 percent) from the field and 27-73 (37.0 percent) from long range ... tallied 10 points on 3-6 shooting in 12 minutes against Syracuse (Nov. 25) ... added eight points in 12 minutes at Seattle (Dec. 1) ... poured in 12 points on 4-6 shooting (3-5 three-pointers) in 11 minutes against Butler (Dec. 22) ... pitched in with 10 points on 4-6 shooting in 20 minutes versus UCLA (Dec. 29) ... tallied 13 points on 5-10 shooting with three triples against Oregon (Jan. 5) ... added 10 points in a win at Oregon State (Jan. 7) ... pitched in with nine points and three boards against Utah (Jan. 12) ... contributed eight points and six rebounds in 15 minutes against Oregon (Feb. 19) ... poured in 11 points on 4-5 shooting (3-4 three-pointers) at Colorado (Feb. 23).

2010-11: Appeared in 20 games, making one start ... averaged 3.8 points and 1.3 rebounds per game ... despite only playing in 166 total minutes, his season average (pro-rated totals based on a 40-minute game) ranked him as one of Stanford's most efficient players: 4.1 three-pointers per game (first), 18.1 points per game (second) and 6.0 field goals per game (third) ... canned a jumper with 16 seconds left against San Diego (Nov. 15) for his first collegiate points ... in 10 minutes against Arkansas-Pine Bluff (Nov. 21), finished with three points and five boards ... in 13 minutes against Arizona (Feb. 3), nailed three triples for a season-best nine points to go along with three rebounds ... totaled eight points, knocking down two three-pointers, in 15 minutes against Arizona State (Feb. 5) ... matched season-best total with nine points (all on three-pointers) against Washington (Feb. 12) ... received his first starting nod on Feb. 19 against USC, scoring six points in 18 minutes ... against Oregon State (Feb. 24), scored seven points in seven minutes off bench.

High School: 2010 graduate of Vashon Island High School in Vashon, Wash. ... three-year letterwinner in basketball ... three-time league MVP ... ranked No. 17 among centers by Scout.com ... during his senior year, established single-season school record for blocked shots (89), averaged 18.8 points per game, served as team captain and voted Best Teammate ... also during that season, named State 1A Player of the Year by Washington Interscholastic Basketball Coaches Association ... led Vashon Island High School to a state championship as a junior ... voted 1A State Tournament MVP, averaging 16.0 points and 10.0 rebounds per game.

Personal: Born in Seattle, Wash. ... parents are Bill and Wendy ... has a sister, Emily.

40

2012-13 Season Highs

| | |
|---------|----------------------------------|
| Pts | 19, at Utah (1/27/13) |
| Rebs | 6, at Utah (1/27/13) |
| Assists | 3, vs. Arizona State (3/13/13) |
| FG | 6, at Utah (1/27/13) |
| 3-Pts. | 4, 2x, last at Utah (1/27/13) |
| FT | 6, at California (3/6/13) |
| Steals | 2, at California (3/6/13) |
| Blocks | 1, 5x, last at Alabama (3/23/13) |
| Mins | 27, at UCLA (1/5/13) |

Career Highs

| | |
|---------|------------------------------------|
| Pts | 19, at Utah (1/27/13) |
| Rebs | 6, 2x, last at Utah (1/27/13) |
| Assists | 3, vs. Arizona State (3/13/13) |
| FG | 6, at Utah (1/27/13) |
| 3-Pts. | 4, 2x, last at Utah (1/27/13) |
| FT | 6, at California (3/6/13) |
| Steals | 2, 2x, last at California (3/6/13) |
| Blocks | 3, vs. Ark.-Pine Bluff (11/21/10) |
| Mins | 27, at UCLA (1/5/13) |

Career Statistics

| Year | G-GS | FG-FGA | Pct. | 3P-3PA | Pct. | FT-FTA | Pct. | Reb. | Avg. | PF-FO | Ast. | TO | Blk. | Stl. | Min./Avg. | Pts. | Avg. |
|---------------|-------------|----------------|-------------|---------------|-------------|--------------|-------------|------------|------------|-------------|-----------|-----------|-----------|-----------|-----------------|------------|------------|
| 2010-11 | 20-1 | 25-63 | .397 | 17-46 | .370 | 8-10 | .800 | 25 | 1.3 | 16-0 | 3 | 8 | 6 | 0 | 166/8.3 | 75 | 3.8 |
| 2011-12 | 33-2 | 46-107 | .430 | 27-73 | .370 | 10-14 | .714 | 41 | 1.2 | 34-1 | 7 | 15 | 5 | 9 | 302/9.2 | 129 | 3.9 |
| 2012-13 | 34-1 | 63-147 | .429 | 45-101 | .446 | 26-31 | .839 | 72 | 2.1 | 48-0 | 10 | 20 | 5 | 13 | 447/13.1 | 197 | 5.8 |
| Career | 87-4 | 134-317 | .423 | 89-220 | .405 | 44-55 | .800 | 138 | 1.6 | 98-1 | 20 | 43 | 16 | 22 | 915/10.5 | 401 | 4.6 |



GAGE

GAME-BY-GAME

2012-13

| | GP-GS | FG-A | 3P-A | FT-A | REB | PTS | AST | BK | STL | MIN |
|-------------------|-------|------|------|------|-----|-----|-----|----|-----|-----|
| San Francisco | 1-0 | 1-1 | 1-1 | 0-0 | 1 | 3 | 0 | 0 | 0 | 7 |
| Cal St. Fullerton | 1-0 | 0-1 | 0-1 | 0-0 | 1 | 0 | 0 | 0 | 0 | 3 |
| Alcorn State | 1-0 | 1-4 | 1-4 | 0-0 | 3 | 3 | 0 | 0 | 0 | 12 |
| Belmont | 1-0 | 0-1 | 0-1 | 0-0 | 0 | 0 | 0 | 0 | 0 | 4 |
| Missouri | 1-0 | 4-10 | 2-7 | 0-0 | 3 | 10 | 0 | 1 | 1 | 22 |
| Northern Iowa | 1-0 | 3-4 | 2-3 | 2-3 | 5 | 10 | 0 | 0 | 0 | 24 |
| Minnesota | 1-0 | 2-7 | 2-6 | 0-0 | 3 | 6 | 0 | 0 | 1 | 15 |
| Seattle | 1-0 | 1-4 | 0-2 | 0-0 | 0 | 2 | 0 | 0 | 1 | 7 |
| Denver | 1-0 | 0-1 | 0-1 | 2-2 | 0 | 2 | 0 | 0 | 0 | 5 |
| UC Davis | 1-0 | 1-2 | 0-0 | 0-0 | 0 | 2 | 0 | 1 | 1 | 7 |
| NC State | 1-0 | 3-7 | 2-5 | 0-0 | 5 | 8 | 1 | 0 | 0 | 16 |
| Northwestern | 1-0 | 3-5 | 2-3 | 4-4 | 2 | 12 | 0 | 0 | 0 | 15 |
| Lafayette | 1-0 | 0-0 | 0-0 | 0-2 | 0 | 0 | 0 | 0 | 0 | 4 |
| USC | 1-0 | 2-2 | 2-2 | 2-2 | 4 | 8 | 0 | 0 | 1 | 18 |
| UCLA | 1-1 | 3-7 | 2-5 | 2-2 | 5 | 10 | 0 | 0 | 1 | 27 |
| Washington State | 1-0 | 0-0 | 0-0 | 0-0 | 1 | 0 | 0 | 0 | 0 | 2 |
| Washington | 1-0 | 0-2 | 0-1 | 0-0 | 3 | 0 | 0 | 0 | 0 | 6 |
| California | 1-0 | 4-5 | 4-4 | 2-2 | 2 | 14 | 0 | 0 | 0 | 19 |
| Colorado | 1-0 | 2-6 | 1-2 | 0-0 | 2 | 5 | 0 | 0 | 0 | 18 |
| Utah | 1-0 | 6-8 | 4-4 | 3-4 | 6 | 19 | 1 | 0 | 1 | 17 |
| Oregon | 1-0 | 2-3 | 1-2 | 0-0 | 2 | 5 | 1 | 0 | 0 | 15 |
| Oregon State | 1-0 | 4-10 | 3-6 | 1-2 | 2 | 12 | 1 | 1 | 1 | 22 |
| Arizona | 1-0 | 1-3 | 1-3 | 0-0 | 0 | 3 | 0 | 0 | 0 | 10 |
| Arizona State | 1-0 | 4-7 | 3-4 | 0-0 | 3 | 11 | 0 | 0 | 1 | 18 |
| USC | 1-0 | 0-4 | 0-4 | 0-0 | 3 | 0 | 1 | 0 | 0 | 11 |
| UCLA | 1-0 | 0-6 | 0-4 | 0-0 | 0 | 0 | 0 | 0 | 0 | 9 |
| Oregon State | 1-0 | 2-4 | 2-4 | 0-0 | 3 | 6 | 0 | 0 | 0 | 14 |
| Oregon | 1-0 | 0-4 | 0-3 | 0-0 | 2 | 0 | 0 | 1 | 0 | 15 |
| Colorado | 1-0 | 2-3 | 1-1 | 0-0 | 3 | 5 | 0 | 0 | 0 | 7 |
| Utah | 1-0 | 3-5 | 3-4 | 2-2 | 1 | 11 | 0 | 0 | 0 | 15 |
| California | 1-0 | 1-5 | 0-2 | 6-6 | 2 | 8 | 0 | 0 | 2 | 16 |
| Arizona State | 1-0 | 5-6 | 3-4 | 0-0 | 2 | 13 | 3 | 0 | 0 | 18 |
| Stephen F. Austin | 1-0 | 1-2 | 1-1 | 0-0 | 1 | 3 | 1 | 0 | 1 | 7 |
| Alabama | 1-0 | 2-8 | 2-7 | 0-0 | 2 | 6 | 1 | 1 | 1 | 22 |

2011-12

| | GP-GS | FG-A | 3P-A | FT-A | REB | PTS | AST | BK | STL | MIN |
|------------------|-------|------|------|------|-----|-----|-----|----|-----|-----|
| Central Arkansas | 1-0 | 1-2 | 0-1 | 0-2 | 3 | 2 | 0 | 0 | 0 | 7 |
| UC Davis | 1-0 | 1-3 | 0-1 | 0-0 | 2 | 2 | 0 | 0 | 0 | 9 |
| Syracuse | 1-0 | 3-6 | 2-5 | 2-2 | 2 | 10 | 0 | 0 | 0 | 12 |
| Pacific | 1-0 | 1-4 | 0-3 | 0-0 | 1 | 2 | 0 | 0 | 1 | 7 |
| Seattle | 1-0 | 3-5 | 2-3 | 0-0 | 2 | 8 | 0 | 0 | 1 | 12 |
| NC State | 1-0 | 0-0 | 0-0 | 0-0 | 0 | 0 | 0 | 0 | 0 | 5 |
| San Diego | 1-0 | 2-4 | 0-2 | 0-0 | 1 | 4 | 1 | 0 | 1 | 12 |
| Bethune-Cookman | 1-0 | 0-1 | 0-1 | 2-2 | 1 | 2 | 0 | 0 | 0 | 11 |
| Butler | 1-0 | 4-6 | 3-5 | 1-1 | 2 | 12 | 2 | 0 | 1 | 11 |
| UCLA | 1-0 | 4-6 | 2-3 | 0-0 | 2 | 10 | 0 | 0 | 0 | 20 |
| USC | 1-0 | 0-0 | 0-0 | 0-0 | 0 | 0 | 0 | 0 | 0 | 7 |
| Oregon | 1-0 | 5-10 | 3-8 | 0-0 | 1 | 13 | 1 | 1 | 0 | 20 |
| Oregon State | 1-1 | 3-6 | 2-3 | 2-2 | 4 | 10 | 0 | 0 | 1 | 18 |
| Utah | 1-1 | 3-5 | 3-3 | 0-0 | 3 | 9 | 1 | 0 | 0 | 18 |
| Colorado | 1-0 | 0-2 | 0-1 | 0-0 | 1 | 0 | 0 | 0 | 0 | 6 |
| Washington State | 1-0 | 3-9 | 1-7 | 2-2 | 1 | 9 | 0 | 1 | 0 | 20 |
| Washington | 1-0 | 0-1 | 0-0 | 0-0 | 1 | 0 | 0 | 0 | 0 | 6 |
| California | 1-0 | 0-1 | 0-1 | 0-0 | 0 | 0 | 0 | 0 | 0 | 3 |
| Arizona State | 1-0 | 0-3 | 0-3 | 0-0 | 1 | 0 | 0 | 0 | 1 | 13 |
| Arizona | 1-0 | 0-1 | 0-1 | 0-0 | 0 | 0 | 0 | 0 | 1 | 5 |
| UCLA | 1-0 | 1-4 | 1-2 | 0-0 | 2 | 3 | 0 | 0 | 0 | 8 |
| USC | 1-0 | 0-1 | 0-1 | 0-0 | 1 | 0 | 0 | 0 | 0 | 1 |
| Oregon State | 1-0 | 2-5 | 2-4 | 0-0 | 1 | 6 | 0 | 2 | 0 | 12 |
| Oregon | 1-0 | 3-6 | 2-5 | 0-0 | 6 | 8 | 1 | 0 | 0 | 15 |
| Colorado | 1-0 | 4-5 | 3-4 | 0-0 | 0 | 11 | 0 | 1 | 0 | 11 |
| Utah | 1-0 | 1-3 | 0-1 | 0-1 | 2 | 2 | 0 | 0 | 0 | 13 |
| California | 1-0 | 0-0 | 0-0 | 0-0 | 0 | 0 | 0 | 0 | 0 | 2 |
| Arizona State | 1-0 | 1-2 | 0-1 | 0-0 | 2 | 2 | 0 | 0 | 0 | 5 |
| California | 1-0 | 0-0 | 0-0 | 1-2 | 1 | 1 | 0 | 0 | 0 | 1 |
| Cleveland State | 1-0 | 0-3 | 0-2 | 0-0 | 0 | 0 | 0 | 0 | 0 | 4 |
| Nevada | 1-0 | 1-2 | 1-1 | 0-0 | 0 | 3 | 0 | 0 | 0 | 3 |
| Massachusetts | 1-0 | 0-1 | 0-1 | 0-0 | 0 | 0 | 0 | 0 | 0 | 4 |
| Minnesota | 1-0 | 0-0 | 0-0 | 0-0 | 0 | 0 | 0 | 0 | 0 | 1 |

2010-11

| | GP-GS | FG-A | 3P-A | FT-A | REB | PTS | AST | BK | STL | MIN |
|---------------------|-------|------|------|------|-----|-----|-----|----|-----|-----|
| San Diego | 1-0 | 1-2 | 0-0 | 0-0 | 0 | 2 | 0 | 0 | 0 | 2 |
| Virginia | 1-0 | 0-0 | 0-0 | 0-0 | 0 | 0 | 0 | 0 | 0 | 2 |
| Arkansas-Pine Bluff | 1-0 | 1-2 | 1-1 | 0-2 | 5 | 3 | 0 | 3 | 0 | 10 |
| UC Riverside | 1-0 | 0-0 | 0-0 | 0-0 | 0 | 0 | 0 | 0 | 0 | 1 |
| North Carolina A&T | 1-0 | 1-2 | 0-1 | 0-0 | 0 | 2 | 0 | 0 | 0 | 4 |
| Butler | 1-0 | 0-1 | 0-1 | 0-0 | 1 | 0 | 1 | 0 | 0 | 6 |
| Yale | 1-0 | 0-0 | 0-0 | 0-0 | 0 | 0 | 0 | 0 | 0 | 1 |
| USC | 1-0 | 0-4 | 0-4 | 4-4 | 2 | 4 | 0 | 0 | 0 | 12 |
| Oregon State | 1-0 | 2-4 | 2-4 | 0-0 | 0 | 6 | 0 | 0 | 0 | 8 |
| Arizona | 1-0 | 3-7 | 3-7 | 0-0 | 3 | 9 | 0 | 1 | 0 | 13 |
| Arizona State | 1-0 | 3-6 | 2-3 | 0-0 | 2 | 8 | 1 | 0 | 0 | 15 |
| Washington State | 1-0 | 1-2 | 1-2 | 0-0 | 1 | 3 | 0 | 0 | 0 | 7 |
| Washington | 1-0 | 3-5 | 3-5 | 0-0 | 0 | 9 | 0 | 0 | 0 | 18 |
| UCLA | 1-0 | 2-6 | 1-4 | 2-2 | 3 | 7 | 1 | 0 | 0 | 14 |
| USC | 1-1 | 2-8 | 2-6 | 0-0 | 2 | 6 | 0 | 0 | 0 | 18 |
| Oregon State | 1-0 | 3-4 | 1-2 | 0-0 | 2 | 7 | 0 | 0 | 0 | 7 |
| Oregon | 1-0 | 0-0 | 0-0 | 0-0 | 0 | 0 | 0 | 0 | 0 | 1 |
| Seattle | 1-0 | 2-3 | 1-2 | 0-0 | 2 | 5 | 0 | 2 | 0 | 15 |
| California | 1-0 | 1-5 | 0-3 | 0-0 | 1 | 2 | 0 | 0 | 0 | 8 |
| Oregon State | 1-0 | 0-2 | 0-1 | 2-2 | 1 | 2 | 0 | 0 | 0 | 4 |



JOSH HUESTIS



FORWARD

Senior – 6-7 – 230

Great Falls, Mont. (C.M. Russell HS)

Major: Psychology



2012-13: Pac-12 Defensive Team selection ... one of two players to start all 34 games ... averaged 10.5 points and team-best 9.0 rebounds ... produced nine double-doubles ... shot 46.0 percent from the field ... connected on 33.8 percent (26-77) from long distance ... registered double-digit rebounds 14 times ... scored in double figures 17 times ... tallied team-best 71 blocks, the fourth-best single-season mark in school history ... 111 offensive rebounds were the most for a Stanford player since Adam Keefe hauled down 134 during the 1991-92 campaign ... among Pac-12 players, ranked fifth in rebounding and second in blocks ... grabbed career-high 14 rebounds to go with eight blocks against Belmont (Nov. 18) ... tallied career-high 10 blocks against Seattle (Nov. 28) ... totaled 18 points and 12 rebounds for double-double at Northwestern (Dec. 21) ... matched career high with 14 rebounds against Lafayette (Dec. 29) ... recorded 10 points and 12 rebounds against USC (Jan. 3) ... grabbed 12 rebounds against California (Jan.

19) ... notched 14 points and 13 rebounds against Oregon (Jan. 30) ... posted 16 points and 13 boards versus Oregon State (Feb. 3) ... tallied 10 points and 10 rebounds at Arizona (Feb. 6) ... registered double-double with 13 points and 12 boards against Arizona State (Feb. 9) to go with four blocks ... scored career-high 22 points (10-13 FG) against USC (Feb. 14) ... produced 11 points and 12 rebounds versus UCLA (Feb. 16) ... finished with 20 points and 11 rebounds at Oregon State (Feb. 21) ... tallied 12 points and 13 rebounds at Oregon (Feb. 23) ... added 18 points (5-8 FG, 6-7 FT) and four blocks against California (Mar. 6) ... totaled 17 points, nine rebounds and six blocks against Arizona State (Mar. 13).

2011-12: Pac-12 Defensive Team Honorable Mention ... Pac-12 All-Academic Honorable Mention honoree ... appeared in 37 games, making five starts ... averaged 5.3 points and 4.8 rebounds per game ... shot 43.7 percent from the field ... led team in rebounding 12 times ... committed only 27 turnovers in 742 minutes ... during Stanford's five-game NIT title run, averaged 6.4 points and 4.2 rebounds with team-best seven blocks ... tallied first career double-double with 10 points and 11 boards against Fresno State (Nov. 14) ... notched eight points and five rebounds against Syracuse (Nov. 25) ... tallied nine points and nine rebounds in win at Seattle (Dec. 1) ... grabbed nine rebounds in a win over NC State (Dec. 4) ... last-second block against UCLA (Dec. 29) preserved a 60-59 victory ... notched second double-double of the year with 13 points to go with 10 boards against Utah (Jan. 12) ... added 13 points with four rebounds and four blocks against Colorado (Jan. 14) ... played season-high 32 minutes against Arizona (Feb. 4), scoring six points and hauling down eight boards ... against Oregon State (Feb. 12), scored eight points and grabbed nine rebounds ... contributed 12 points on 4-9 shooting with seven rebounds in 20 minutes off the bench against Nevada (Mar. 21).

2010-11: Participated in 28 games, all as a reserve ... averaged 2.3 points and 2.0 rebounds per game ... chipped in with seven blocks on the year ... converted the second of two free throw attempts in the first half against San Diego (Nov. 15) for his first collegiate point ... added season-high six boards in 12 minutes off the bench against UC Riverside (Dec. 12) ... finished with five points and four boards against Arizona State (Jan. 6) ... tallied six points and four rebounds against USC (Jan. 20) ... playing 19 minutes against Arizona (Feb. 3), pitched in with four points and three boards ... scored four points in season-high 23 minutes versus Arizona State (Feb. 5) ... came off the bench to score season-best 11 points on 4-5 shooting with five boards in 19 minutes against USC (Feb. 19) ... added seven points and three rebounds in 19 minutes against Oregon State (Feb. 24).

High School: 2010 graduate of C.M. Russell High School in Great Falls, Mt. ... four-year letterwinner ... listed as the No. 21-ranked small forward by Scout.com ... as a senior, averaged 17.3 points, 12.8 rebounds and 4.8 blocks per game ... named the Gatorade Player of the Year for Montana ... state MVP, in addition to earning all-state and all-tournament accolades ... as a junior, averaged 15.0 points, 10.0 rebounds and 4.5 blocks per game to lead C.M. Russell High School to a 21-2 record and the Class AA state title ... tabbed the state tournament MVP ... earned AA All-State and Great Falls Tribune Super State honors ... during his sophomore season, earned first team all-conference, all-AA tournament and second team East All-State honors ... member of the National All-Stars roster during the second annual High School Academic All-American Classic, contributing nine points on 4-7 shooting, 12 rebounds and one block while also being crowned champion of the halftime slam dunk contest.

Personal: Born in Webster, Texas ... parents are Gary Walsh and Bonnie Huestis ... has three brothers, Christian, Derius and Holden, and one sister, Kava.

2012-13 Season Highs

| | |
|---------|--|
| Pts | 22, vs. USC (2/14/13) |
| Rebs | 14, 2x, last vs. Lafayette (12/29/12) |
| Assists | 4, vs. Oregon State (2/3/13) |
| FG | 10, vs. USC (2/14/13) |
| 3-Pts. | 3, vs. San Francisco (11/9/12) |
| FT | 6, 2x, last at California (3/6/13) |
| Steals | 3, at Arizona State (2/9/13) |
| Blocks | 10, vs. Seattle (11/28/12) |
| Mins | 38, 3x, last vs. Arizona State (3/13/13) |

Career Highs

| | |
|---------|--|
| Pts | 22, vs. USC (2/14/13) |
| Rebs | 14, 2x, last vs. Lafayette (12/29/12) |
| Assists | 4, vs. Oregon State (2/3/13) |
| FG | 10, vs. USC (2/14/13) |
| 3-Pts. | 3, vs. San Francisco (11/9/12) |
| FT | 6, 2x, last at California (3/6/13) |
| Steals | 3, at Arizona State (2/9/13) |
| Blocks | 10, vs. Seattle (11/28/12) |
| Mins | 38, 3x, last vs. Arizona State (3/13/13) |

Career Statistics

| Year | G-GS | FG-FGA | Pct. | 3P-3PA | Pct. | FT-FTA | Pct. | Reb. | Avg. | PF-FO | Ast. | TO | Blk. | Stl. | Min./Avg. | Pts. | Avg. |
|---------------|--------------|----------------|-------------|---------------|-------------|----------------|-------------|------------|------------|--------------|-----------|-----------|------------|-----------|------------------|------------|------------|
| 2010-11 | 28-0 | 24-55 | .436 | 2-10 | .200 | 13-20 | .650 | 56 | 2.0 | 17-0 | 7 | 7 | 7 | 3 | 276/9.9 | 63 | 2.3 |
| 2011-12 | 37-5 | 73-167 | .437 | 12-43 | .279 | 38-74 | .514 | 176 | 4.8 | 60-1 | 33 | 27 | 43 | 17 | 742/20.1 | 196 | 5.3 |
| 2012-13 | 34-34 | 139-302 | .460 | 26-77 | .338 | 54-81 | .667 | 307 | 9.0 | 77-1 | 30 | 48 | 71 | 26 | 1092/32.1 | 358 | 10.5 |
| Career | 99-39 | 236-524 | .450 | 40-130 | .308 | 105-175 | .600 | 539 | 5.4 | 154-2 | 70 | 82 | 121 | 46 | 2110/21.3 | 617 | 6.2 |

HUESTIS

GAME-BY-GAME

2012-13

| | GP-GS | FG-A | 3P-A | FT-A | REB | PTS | AST | BK | STL | MIN |
|---------------------|-------|-------|------|------|-----|-----|-----|----|-----|-----|
| San Francisco | 1-1 | 4-9 | 3-3 | 0-0 | 9 | 11 | 0 | 1 | 0 | 31 |
| Cal State Fullerton | 1-1 | 4-8 | 0-2 | 1-2 | 4 | 9 | 1 | 0 | 0 | 26 |
| Alcorn State | 1-1 | 8-10 | 1-2 | 1-2 | 9 | 18 | 1 | 2 | 1 | 26 |
| Belmont | 1-1 | 2-6 | 0-2 | 0-0 | 14 | 4 | 1 | 8 | 0 | 37 |
| Missouri | 1-1 | 2-8 | 0-2 | 3-4 | 8 | 7 | 3 | 3 | 2 | 30 |
| Northern Iowa | 1-1 | 3-8 | 0-2 | 0-0 | 6 | 6 | 0 | 1 | 1 | 28 |
| Minnesota | 1-1 | 0-7 | 0-2 | 1-2 | 6 | 1 | 1 | 1 | 0 | 32 |
| Seattle | 1-1 | 2-7 | 1-2 | 2-2 | 7 | 7 | 1 | 10 | 2 | 34 |
| Denver | 1-1 | 4-7 | 0-1 | 0-0 | 10 | 8 | 1 | 1 | 2 | 35 |
| UC Davis | 1-1 | 5-10 | 2-3 | 2-8 | 9 | 14 | 0 | 2 | 1 | 30 |
| NC State | 1-1 | 5-10 | 0-1 | 0-0 | 8 | 10 | 2 | 0 | 2 | 25 |
| Northwestern | 1-1 | 6-12 | 2-4 | 4-6 | 12 | 18 | 1 | 1 | 0 | 35 |
| Lafayette | 1-1 | 4-7 | 0-2 | 0-0 | 14 | 8 | 1 | 3 | 0 | 38 |
| USC | 1-1 | 3-8 | 1-3 | 3-5 | 12 | 10 | 0 | 2 | 0 | 31 |
| UCLA | 1-1 | 3-11 | 1-3 | 0-0 | 10 | 7 | 0 | 0 | 0 | 35 |
| Washington State | 1-1 | 4-10 | 1-2 | 0-0 | 7 | 9 | 2 | 1 | 0 | 35 |
| Washington | 1-1 | 3-13 | 0-3 | 0-0 | 8 | 6 | 1 | 1 | 1 | 35 |
| California | 1-1 | 3-7 | 0-0 | 3-4 | 12 | 9 | 1 | 2 | 0 | 25 |
| Colorado | 1-1 | 2-4 | 1-3 | 1-2 | 6 | 6 | 0 | 1 | 1 | 19 |
| Utah | 1-1 | 5-8 | 1-2 | 2-3 | 7 | 13 | 1 | 1 | 1 | 27 |
| Oregon | 1-1 | 6-9 | 0-2 | 2-3 | 13 | 14 | 0 | 3 | 2 | 29 |
| Oregon State | 1-1 | 5-7 | 1-2 | 5-6 | 13 | 16 | 4 | 2 | 0 | 33 |
| Arizona | 1-1 | 4-13 | 0-2 | 2-3 | 10 | 10 | 1 | 1 | 0 | 36 |
| Arizona State | 1-1 | 5-6 | 2-2 | 1-2 | 12 | 13 | 0 | 4 | 3 | 39 |
| USC | 1-1 | 10-13 | 2-2 | 0-0 | 6 | 22 | 0 | 2 | 1 | 33 |
| UCLA | 1-1 | 5-12 | 0-2 | 1-2 | 12 | 11 | 1 | 0 | 1 | 30 |
| Oregon State | 1-1 | 7-13 | 0-2 | 6-8 | 11 | 20 | 0 | 2 | 1 | 38 |
| Oregon | 1-1 | 4-9 | 1-1 | 3-4 | 13 | 12 | 0 | 0 | 0 | 35 |
| Colorado | 1-1 | 2-11 | 0-3 | 0-0 | 9 | 4 | 0 | 1 | 2 | 35 |
| Utah | 1-1 | 1-6 | 0-3 | 2-2 | 6 | 4 | 0 | 2 | 1 | 28 |
| California | 1-1 | 5-8 | 2-3 | 6-7 | 4 | 18 | 1 | 4 | 1 | 36 |
| Arizona State | 1-1 | 7-11 | 3-4 | 0-0 | 9 | 17 | 2 | 6 | 0 | 38 |
| Stephen F. Austin | 1-1 | 3-6 | 1-2 | 0-1 | 3 | 7 | 1 | 0 | 0 | 33 |
| Alabama | 1-1 | 3-8 | 0-3 | 3-3 | 8 | 9 | 2 | 3 | 0 | 35 |

2011-12

| | GP-GS | FG-A | 3P-A | FT-A | REB | PTS | AST | BK | STL | MIN |
|------------------|-------|------|------|------|-----|-----|-----|----|-----|-----|
| Central Arkansas | 1-0 | 3-4 | 1-1 | 0-2 | 6 | 7 | 0 | 1 | 0 | 15 |
| Fresno State | 1-0 | 3-5 | 0-1 | 4-6 | 11 | 10 | 0 | 0 | 1 | 29 |
| Colorado State | 1-0 | 3-5 | 0-1 | 1-1 | 5 | 7 | 2 | 3 | 2 | 24 |
| UC Davis | 1-0 | 2-6 | 0-0 | 1-4 | 5 | 5 | 2 | 0 | 0 | 18 |
| Oklahoma State | 1-0 | 1-4 | 0-0 | 1-1 | 2 | 3 | 1 | 0 | 0 | 17 |
| Syracuse | 1-0 | 4-6 | 0-0 | 0-4 | 5 | 8 | 0 | 0 | 1 | 20 |
| Pacific | 1-0 | 3-7 | 1-3 | 0-0 | 5 | 7 | 2 | 0 | 0 | 24 |
| Seattle | 1-0 | 4-8 | 0-0 | 1-2 | 9 | 9 | 2 | 1 | 1 | 25 |
| NC State | 1-0 | 2-2 | 0-0 | 2-3 | 9 | 6 | 1 | 0 | 2 | 20 |
| San Diego | 1-0 | 2-5 | 1-2 | 0-0 | 3 | 5 | 0 | 1 | 1 | 17 |
| Bethune-Cookman | 1-0 | 1-3 | 0-1 | 2-2 | 2 | 4 | 2 | 2 | 0 | 16 |
| Butler | 1-0 | 0-0 | 0-0 | 0-0 | 2 | 0 | 0 | 0 | 0 | 13 |
| UCLA | 1-0 | 1-4 | 0-2 | 2-3 | 3 | 4 | 1 | 2 | 0 | 15 |
| USC | 1-0 | 1-4 | 1-3 | 0-0 | 4 | 3 | 1 | 1 | 1 | 26 |
| Oregon | 1-0 | 2-6 | 0-2 | 0-0 | 6 | 4 | 0 | 1 | 0 | 25 |
| Oregon State | 1-0 | 1-4 | 0-2 | 1-2 | 4 | 3 | 0 | 0 | 0 | 29 |
| Utah | 1-0 | 6-6 | 1-1 | 0-3 | 10 | 13 | 0 | 1 | 0 | 20 |
| Colorado | 1-0 | 5-9 | 2-3 | 1-1 | 4 | 13 | 2 | 4 | 0 | 23 |
| Washington State | 1-0 | 0-3 | 0-0 | 3-4 | 4 | 3 | 0 | 1 | 0 | 19 |
| Washington | 1-0 | 3-8 | 1-4 | 0-0 | 4 | 7 | 0 | 0 | 0 | 20 |
| California | 1-1 | 3-6 | 1-3 | 0-0 | 3 | 7 | 1 | 4 | 0 | 31 |
| Arizona State | 1-1 | 1-4 | 0-2 | 2-2 | 5 | 4 | 3 | 2 | 0 | 27 |
| Arizona | 1-1 | 1-6 | 0-1 | 4-6 | 8 | 6 | 2 | 1 | 1 | 32 |
| UCLA | 1-1 | 0-2 | 0-0 | 3-4 | 4 | 3 | 1 | 2 | 1 | 21 |
| USC | 1-0 | 0-2 | 0-0 | 1-2 | 3 | 1 | 1 | 1 | 0 | 13 |
| Oregon State | 1-0 | 4-4 | 0-0 | 0-6 | 9 | 8 | 1 | 1 | 1 | 25 |
| Oregon | 1-0 | 2-4 | 0-0 | 0-0 | 4 | 4 | 2 | 1 | 0 | 15 |
| Colorado | 1-0 | 1-3 | 0-1 | 0-0 | 8 | 2 | 2 | 3 | 0 | 20 |
| Utah | 1-1 | 1-3 | 0-1 | 0-0 | 5 | 2 | 0 | 0 | 0 | 10 |
| California | 1-0 | 1-3 | 0-0 | 1-2 | 0 | 3 | 1 | 0 | 1 | 11 |
| Arizona State | 1-0 | 1-3 | 0-0 | 1-2 | 3 | 3 | 1 | 3 | 1 | 18 |
| California | 1-0 | 0-1 | 0-0 | 0-0 | 0 | 0 | 0 | 0 | 1 | 12 |
| Cleveland State | 1-0 | 0-1 | 0-0 | 2-4 | 1 | 2 | 0 | 0 | 0 | 14 |
| Illinois State | 1-0 | 2-4 | 1-2 | 1-2 | 2 | 6 | 0 | 2 | 1 | 20 |
| Nevada | 1-0 | 4-9 | 2-4 | 2-2 | 7 | 12 | 1 | 2 | 0 | 20 |
| Massachusetts | 1-0 | 3-9 | 0-3 | 2-4 | 5 | 8 | 0 | 3 | 1 | 18 |
| Minnesota | 1-0 | 2-4 | 0-0 | 0-0 | 6 | 4 | 1 | 0 | 0 | 20 |

2010-11

| | GP-GS | FG-A | 3P-A | FT-A | REB | PTS | AST | BK | STL | MIN |
|---------------------|-------|------|------|------|-----|-----|-----|----|-----|-----|
| San Diego | 1-0 | 1-4 | 0-2 | 1-2 | 2 | 3 | 1 | 2 | 0 | 14 |
| Virginia | 1-0 | 0-3 | 0-1 | 0-1 | 3 | 0 | 0 | 0 | 0 | 7 |
| Arkansas-Pine Bluff | 1-0 | 1-5 | 1-3 | 1-2 | 4 | 4 | 0 | 1 | 0 | 13 |
| Murray State | 1-0 | 0-1 | 0-1 | 2-2 | 2 | 2 | 0 | 0 | 0 | 6 |
| Tulsa | 1-0 | 0-1 | 0-0 | 0-0 | 1 | 0 | 0 | 0 | 0 | 6 |
| DePaul | 1-0 | 1-1 | 0-0 | 0-2 | 0 | 2 | 0 | 0 | 0 | 2 |
| UC Riverside | 1-0 | 1-3 | 0-1 | 0-0 | 6 | 2 | 1 | 0 | 1 | 12 |
| North Carolina A&T | 1-0 | 0-1 | 0-0 | 0-0 | 2 | 0 | 0 | 0 | 0 | 6 |
| Butler | 1-0 | 0-1 | 0-0 | 0-0 | 1 | 0 | 0 | 0 | 0 | 10 |
| Yale | 1-0 | 0-0 | 0-0 | 0-0 | 0 | 0 | 0 | 0 | 0 | 1 |
| Arizona State | 1-0 | 2-2 | 0-0 | 1-1 | 4 | 5 | 0 | 0 | 0 | 8 |
| Arizona | 1-0 | 0-0 | 0-0 | 0-0 | 0 | 0 | 0 | 0 | 0 | 4 |
| Washington | 1-0 | 0-0 | 0-0 | 0-0 | 0 | 0 | 0 | 0 | 0 | 3 |
| Washington State | 1-0 | 0-0 | 0-0 | 0-0 | 0 | 0 | 0 | 0 | 0 | 2 |
| USC | 1-0 | 2-6 | 0-1 | 2-2 | 4 | 6 | 0 | 0 | 0 | 17 |
| UCLA | 1-0 | 0-1 | 0-0 | 0-0 | 1 | 0 | 0 | 0 | 0 | 7 |
| Oregon State | 1-0 | 1-1 | 0-0 | 0-0 | 2 | 2 | 0 | 0 | 0 | 8 |
| Arizona | 1-0 | 2-2 | 0-0 | 0-0 | 3 | 4 | 1 | 1 | 1 | 19 |
| Arizona State | 1-0 | 2-2 | 0-0 | 0-0 | 2 | 4 | 0 | 1 | 0 | 23 |
| Washington State | 1-0 | 2-3 | 0-0 | 0-0 | 3 | 4 | 0 | 0 | 0 | 17 |
| Washington | 1-0 | 1-3 | 0-0 | 0-0 | 3 | 2 | 0 | 0 | 0 | 8 |
| UCLA | 1-0 | 0-0 | 0-0 | 0-0 | 0 | 0 | 0 | 0 | 0 | 4 |
| USC | 1-0 | 4-5 | 0-0 | 3-4 | 5 | 11 | 0 | 0 | 0 | 19 |
| Oregon State | 1-0 | 2-3 | 1-1 | 2-2 | 3 | 7 | 2 | 1 | 1 | 19 |
| Oregon | 1-0 | 0-1 | 0-0 | 0-0 | 1 | 0 | 0 | 0 | 0 | 14 |
| Seattle | 1-0 | 1-1 | 0-0 | 1-2 | 2 | 3 | 1 | 1 | 0 | 11 |
| California | 1-0 | 1-3 | 0-0 | 0-0 | 2 | 2 | 1 | 0 | 0 | 14 |
| Oregon State | 1-0 | 0-2 | 0-0 | 0-0 | 0 | 0 | 0 | 0 | 0 | 2 |



10

ROBBIE LEMONS

GUARD

Senior – 6-3 – 205

Carmichael, Calif. (Sacramento Country Day HS)

Major: Economics



2012-13: Pac-12 All-Academic First Team selection ... NABC Honors Court selection ... appeared in 22 games, making three starts ... averaged 3.4 points per game ... 16-40 (40.0 percent) from three-point range ... during Stanford's three-game stretch at the Battle 4 Atlantis, averaged 6.3 points while shooting 46.7 percent (7-15) from the field ... scored five points in 18 minutes against Missouri (Nov. 22) ... added five points and three boards in career-high 26 minutes against Northern Iowa (Nov. 23) ... chipped in with nine points (4-5 FG) versus Minnesota (Nov. 24) ... against Northwestern (Dec. 21), scored career-high 12 points (4-8 3FG) and grabbed career-high four rebounds in his first collegiate start ... added seven points and four boards against Lafayette (Dec. 29) ... pitched in with six points and three rebounds in 16 minutes off the bench against Stephen F. Austin (Mar. 19) ... contributed 10 points (4-8 FG, 2-4 3FG) and four rebounds against Alabama (Mar. 23).

2011-12: Played in 13 games, all off the bench ... received 39 minutes of playing time ... 2-8 from the field ... knocked down a three-pointer in season-high six minutes off the bench at UC Davis (Nov. 18) ... added a bucket off the bench in three minutes against Pacific (Nov. 28) ... grabbed two rebounds in three minutes versus Bethune-Cookman (Dec. 19) ... played final two minutes of Pac-12 Tournament victory against Arizona State (Mar. 7) ... received three minutes of playing time in NIT victories over Nevada (Mar. 21) and Minnesota (Mar. 29).

2010-11: Played in 10 games, all as a reserve ... joined squad in the fall as a walk-on ... made his collegiate debut against Arkansas-Pine Bluff (Nov. 21), playing the final five minutes and knocking down a jumper for his first collegiate basket while also snagging two rebounds ... added a three-pointer in four minutes against UC Riverside (Dec. 12) ... played nine minutes in a loss at Butler (Dec. 18) ... receiving playing time in six Pac-10 games ... finished 1-3 from the foul line against Oregon State (Jan. 29) ... played five minutes at California (Mar. 5), dishing out one assist.

High School: 2010 graduate of Sacramento Country Day High School in Sacramento, Calif. ... four-year letterwinner in basketball, while also earning letters in baseball and soccer for one season apiece ... led the nation in scoring for much of his senior season, eventually finishing second at 36.4 points per game ... also finishing as the leading scorer in the state of California ... two-time team MVP ... all-city and all-state selection ... member of club team, Team 94.

Personal: Born in Sacramento, Calif. ... parents are VanBuren Ross Lemons and Laura Anderson ... uncle, Greg Anderson, played basketball at San Francisco.

2012-13 Season Highs

| | |
|---------|----------------------------------|
| Pts | 12, at Northwestern (12/21/12) |
| Rebs | 4, 3x, last at Alabama (3/23/13) |
| Assists | 2, vs. Northern Iowa (11/23/12) |
| FG | 4, 3x, last at Alabama (3/23/13) |
| 3-Pts. | 4, at Northwestern (12/21/12) |
| FT | 2, 2x, last at Utah (1/27/13) |
| Steals | 1, 6x, last at Utah (1/27/13) |
| Blocks | - |
| Mins | 26, vs. Northern Iowa (11/23/12) |

Career Highs

| | |
|---------|----------------------------------|
| Pts | 12, at Northwestern (12/21/12) |
| Rebs | 4, 3x, last at Alabama (3/23/13) |
| Assists | 2, vs. Northern Iowa (11/23/12) |
| FG | 4, 3x, last at Alabama (3/23/13) |
| 3-Pts. | 4, at Northwestern (12/21/12) |
| FT | 2, 2x, last at Utah (1/27/13) |
| Steals | 1, 6x, last at Utah (1/27/13) |
| Blocks | - |
| Mins | 26, vs. Northern Iowa (11/23/12) |

Career Statistics

| Year | G-GS | FG-FGA | Pct. | 3P-3PA | Pct. | FT-FTA | Pct. | Reb. | Avg. | PF-FO | Ast. | TO | Blk. | Stl. | Min./Avg. | Pts. | Avg. |
|---------------|-------------|--------------|-------------|--------------|-------------|-------------|-------------|-----------|------------|-------------|-----------|----------|----------|----------|----------------|-----------|------------|
| 2010-11 | 10-0 | 2-7 | .286 | 1-3 | .333 | 1-3 | .333 | 3 | 0.3 | 3-0 | 1 | 2 | 0 | 0 | 37/3.7 | 6 | 0.6 |
| 2011-12 | 13-0 | 2-8 | .250 | 1-5 | .200 | 0-0 | .000 | 4 | 0.3 | 4-0 | 2 | 4 | 0 | 0 | 39/3.0 | 5 | 0.4 |
| 2012-13 | 22-3 | 27-63 | .429 | 16-40 | .400 | 4-7 | .571 | 25 | 1.1 | 13-0 | 9 | 3 | 0 | 6 | 226/10.3 | 74 | 3.4 |
| Career | 45-3 | 31-78 | .397 | 18-48 | .375 | 5-10 | .500 | 32 | 0.7 | 20-0 | 12 | 9 | 0 | 6 | 302/6.7 | 85 | 1.9 |



LEMONS

GAME-BY-GAME

2012-13

| | GP-GS | FG-A | 3P-A | FT-A | REB | PTS | AST | BK | STL | MIN |
|---------------------|-------|------|------|------|-----|-----|-----|----|-----|-----|
| Cal State Fullerton | 1-0 | 0-0 | 0-0 | 0-0 | 0 | 0 | 0 | 0 | 0 | 1 |
| Alcorn State | 1-0 | 0-1 | 0-0 | 0-0 | 0 | 0 | 0 | 0 | 0 | 2 |
| Missouri | 1-0 | 1-5 | 1-4 | 2-3 | 1 | 5 | 1 | 0 | 1 | 18 |
| Northern Iowa | 1-0 | 2-5 | 1-3 | 0-1 | 3 | 5 | 2 | 0 | 1 | 26 |
| Minnesota | 1-0 | 4-5 | 1-1 | 0-0 | 1 | 9 | 0 | 0 | 0 | 22 |
| Seattle | 1-0 | 0-1 | 0-1 | 0-0 | 0 | 0 | 0 | 0 | 0 | 6 |
| Denver | 1-0 | 0-0 | 0-0 | 0-0 | 0 | 0 | 0 | 0 | 0 | 5 |
| UC Davis | 1-0 | 1-2 | 1-2 | 0-0 | 1 | 3 | 1 | 0 | 1 | 6 |
| NC State | 1-0 | 2-4 | 1-3 | 0-0 | 1 | 5 | 1 | 0 | 1 | 12 |
| Northwestern | 1-1 | 4-9 | 4-8 | 0-0 | 4 | 12 | 1 | 0 | 0 | 22 |
| Lafayette | 1-1 | 3-7 | 1-5 | 0-0 | 4 | 7 | 1 | 0 | 1 | 24 |
| USC | 1-1 | 1-4 | 1-2 | 0-0 | 2 | 3 | 1 | 0 | 0 | 16 |
| UCLA | 1-0 | 0-0 | 0-0 | 0-1 | 1 | 0 | 0 | 0 | 0 | 4 |
| Colorado | 1-0 | 0-2 | 0-1 | 0-0 | 0 | 0 | 0 | 0 | 0 | 5 |
| Utah | 1-0 | 0-0 | 0-0 | 2-2 | 0 | 2 | 1 | 0 | 1 | 5 |
| Oregon | 1-0 | 1-1 | 1-1 | 0-0 | 0 | 3 | 0 | 0 | 0 | 2 |
| Oregon State | 1-0 | 1-1 | 0-0 | 0-0 | 0 | 2 | 0 | 0 | 0 | 4 |
| Oregon | 1-0 | 1-4 | 0-2 | 0-0 | 0 | 2 | 0 | 0 | 0 | 11 |
| Utah | 1-0 | 0-0 | 0-0 | 0-0 | 0 | 0 | 0 | 0 | 0 | 3 |
| Arizona State | 1-0 | 0-0 | 0-0 | 0-0 | 0 | 0 | 0 | 0 | 0 | 1 |
| Stephen F. Austin | 1-0 | 2-4 | 2-3 | 0-0 | 3 | 6 | 0 | 0 | 0 | 16 |
| Alabama | 1-0 | 4-8 | 2-4 | 0-0 | 4 | 10 | 0 | 0 | 0 | 16 |

2011-12

| | GP-GS | FG-A | 3P-A | FT-A | REB | PTS | AST | BK | STL | MIN |
|------------------|-------|------|------|------|-----|-----|-----|----|-----|-----|
| Central Arkansas | 1-0 | 0-0 | 0-0 | 0-0 | 0 | 0 | 1 | 0 | 0 | 4 |
| UC Davis | 1-0 | 1-3 | 1-2 | 0-0 | 1 | 3 | 0 | 0 | 0 | 6 |
| Oklahoma State | 1-0 | 0-0 | 0-0 | 0-0 | 0 | 0 | 0 | 0 | 0 | 2 |
| Pacific | 1-0 | 1-1 | 0-0 | 0-0 | 1 | 2 | 0 | 0 | 0 | 3 |
| San Diego | 1-0 | 0-0 | 0-0 | 0-0 | 0 | 0 | 1 | 0 | 0 | 2 |
| Bethune-Cookman | 1-0 | 0-0 | 0-0 | 0-0 | 2 | 0 | 0 | 0 | 0 | 3 |
| Colorado | 1-0 | 0-1 | 0-1 | 0-0 | 0 | 0 | 0 | 0 | 0 | 2 |
| Arizona State | 1-0 | 0-1 | 0-1 | 0-0 | 0 | 0 | 0 | 0 | 0 | 3 |
| USC | 1-0 | 0-1 | 0-1 | 0-0 | 0 | 0 | 0 | 0 | 0 | 2 |
| Colorado | 1-0 | 0-1 | 0-0 | 0-0 | 0 | 0 | 0 | 0 | 0 | 4 |
| Arizona State | 1-0 | 0-0 | 0-0 | 0-0 | 0 | 0 | 0 | 0 | 0 | 2 |
| Nevada | 1-0 | 0-0 | 0-0 | 0-0 | 0 | 0 | 0 | 0 | 0 | 3 |
| Minnesota | 1-0 | 0-0 | 0-0 | 0-0 | 0 | 0 | 0 | 0 | 0 | 3 |

2010-11

| | GP-GS | FG-A | 3P-A | FT-A | REB | PTS | AST | BK | STL | MIN |
|---------------------|-------|------|------|------|-----|-----|-----|----|-----|-----|
| Arkansas-Pine Bluff | 1-0 | 1-3 | 0-0 | 0-0 | 2 | 2 | 0 | 0 | 0 | 5 |
| UC Riverside | 1-0 | 1-2 | 1-2 | 0-0 | 1 | 3 | 0 | 0 | 0 | 4 |
| North Carolina A&T | 1-0 | 0-1 | 0-0 | 0-0 | 0 | 0 | 0 | 0 | 0 | 2 |
| Butler | 1-0 | 0-0 | 0-0 | 0-0 | 0 | 0 | 0 | 0 | 0 | 9 |
| Arizona | 1-0 | 0-0 | 0-0 | 0-0 | 0 | 0 | 0 | 0 | 0 | 2 |
| USC | 1-0 | 0-0 | 0-0 | 0-0 | 0 | 0 | 0 | 0 | 0 | 4 |
| Oregon | 1-0 | 0-0 | 0-0 | 0-0 | 0 | 0 | 0 | 0 | 0 | 3 |
| Oregon State | 1-0 | 0-0 | 0-0 | 1-3 | 0 | 1 | 0 | 0 | 0 | 2 |
| Washington | 1-0 | 0-0 | 0-0 | 0-0 | 0 | 0 | 0 | 0 | 0 | 1 |
| California | 1-0 | 0-1 | 0-1 | 0-0 | 0 | 0 | 1 | 0 | 0 | 5 |



20

WADE MORGAN

GUARD

Junior – 6-1 – 175

South Orange, N.J. (Delbarton School)

Major: Undeclared



2012-13: Participated in three games ... played final three minutes against UC Davis (Dec. 15) ... against Utah (Jan. 27), scored his first career point on the second of two free throws while grabbing a rebound.

2011-12: Appeared in 10 games ... joined squad in the fall as a walk-on ... made collegiate debut with two minutes off the bench at UC Davis (Nov. 18) ... recorded an assist in two minutes of play against Pacific (Nov. 28) ... dished out an assist in season-high three minutes against Colorado (Feb. 23) ... also received three minutes of playing time in NIT victories over Nevada (Mar. 21) and Minnesota (Mar. 29).

High School: 2011 graduate of Delbarton School in Morristown, N.J. ... two-year letterwinner in basketball ... member of two NJAC (Northwest Jersey Athletic Conference) championship squads as a junior and senior ... his squad appeared in the New Jersey Non-Public Group A state tournament twice, advancing to the quarterfinals during his senior year ... two-time All-NJAC selection (2010, 2011) ... 2011 recipient of the Brian E. Fleury Award for leadership in scholarship and athletics ... 2011 recipient of the Tom O'Brien Coaches Award for Leadership and Dedication.

Personal: Born in Newark, N.J. ... parents are James Morgan and Deborah Smith ... has an older brother, James.

2012-13 Season Highs

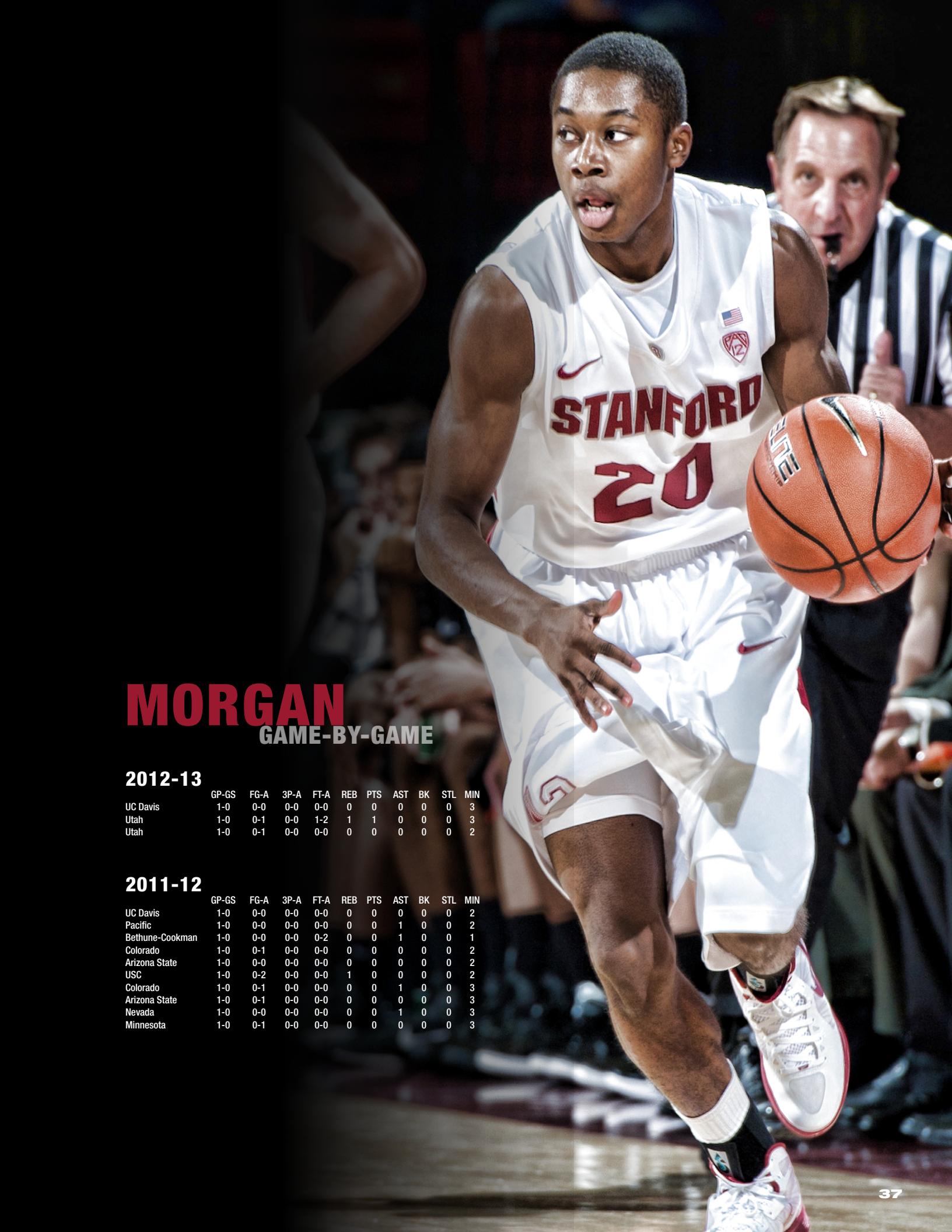
| | |
|---------|-------------------------------|
| Pts | 1, at Utah (1/27/13) |
| Rebs | 1, at Utah (1/27/13) |
| Assists | - |
| FG | - |
| 3-Pts. | - |
| FT | 1, at Utah (1/27/13) |
| Steals | - |
| Blocks | - |
| Mins | 3, 2x, last at Utah (1/27/13) |

Career Highs

| | |
|---------|----------------------------------|
| Pts | 1, at Utah (1/27/13) |
| Rebs | 1, 2x, last at Utah (1/27/13) |
| Assists | 1, 4x, last vs. Nevada (3/21/12) |
| FG | - |
| 3-Pts. | - |
| FT | 1, at Utah (1/27/13) |
| Steals | - |
| Blocks | - |
| Mins | 3, 5x, last at Utah (1/27/13) |

Career Statistics

| Year | G-GS | FG-FGA | Pct. | 3P-3PA | Pct. | FT-FTA | Pct. | Reb. | Avg. | PF-FO | Ast. | TO | Blk. | Stl. | Min./Avg. | Pts. | Avg. |
|---------------|-------------|------------|-------------|------------|-------------|------------|-------------|----------|------------|------------|----------|----------|----------|----------|---------------|----------|------------|
| 2011-12 | 10-0 | 0-6 | .000 | 0-0 | .000 | 0-2 | .000 | 1 | 0.1 | 5-0 | 4 | 6 | 0 | 0 | 23/2.3 | 0 | 0.0 |
| 2012-13 | 3-0 | 0-2 | .000 | 0-0 | .000 | 1-2 | .500 | 1 | 0.3 | 1-0 | 0 | 0 | 0 | 0 | 8/2.7 | 1 | 0.3 |
| Career | 13-0 | 0-8 | .000 | 0-0 | .000 | 1-4 | .250 | 2 | 0.1 | 6-0 | 4 | 6 | 0 | 0 | 31/2.3 | 1 | 0.1 |



MORGAN

GAME-BY-GAME

2012-13

| | GP-GS | FG-A | 3P-A | FT-A | REB | PTS | AST | BK | STL | MIN |
|----------|-------|------|------|------|-----|-----|-----|----|-----|-----|
| UC Davis | 1-0 | 0-0 | 0-0 | 0-0 | 0 | 0 | 0 | 0 | 0 | 3 |
| Utah | 1-0 | 0-1 | 0-0 | 1-2 | 1 | 1 | 0 | 0 | 0 | 3 |
| Utah | 1-0 | 0-1 | 0-0 | 0-0 | 0 | 0 | 0 | 0 | 0 | 2 |

2011-12

| | GP-GS | FG-A | 3P-A | FT-A | REB | PTS | AST | BK | STL | MIN |
|-----------------|-------|------|------|------|-----|-----|-----|----|-----|-----|
| UC Davis | 1-0 | 0-0 | 0-0 | 0-0 | 0 | 0 | 0 | 0 | 0 | 2 |
| Pacific | 1-0 | 0-0 | 0-0 | 0-0 | 0 | 0 | 1 | 0 | 0 | 2 |
| Bethune-Cookman | 1-0 | 0-0 | 0-0 | 0-2 | 0 | 0 | 1 | 0 | 0 | 1 |
| Colorado | 1-0 | 0-1 | 0-0 | 0-0 | 0 | 0 | 0 | 0 | 0 | 2 |
| Arizona State | 1-0 | 0-0 | 0-0 | 0-0 | 0 | 0 | 0 | 0 | 0 | 2 |
| USC | 1-0 | 0-2 | 0-0 | 0-0 | 1 | 0 | 0 | 0 | 0 | 2 |
| Colorado | 1-0 | 0-1 | 0-0 | 0-0 | 0 | 0 | 1 | 0 | 0 | 3 |
| Arizona State | 1-0 | 0-1 | 0-0 | 0-0 | 0 | 0 | 0 | 0 | 0 | 3 |
| Nevada | 1-0 | 0-0 | 0-0 | 0-0 | 0 | 0 | 1 | 0 | 0 | 3 |
| Minnesota | 1-0 | 0-1 | 0-0 | 0-0 | 0 | 0 | 0 | 0 | 0 | 3 |



4

STEFAN NASTIC

CENTER

Redshirt Junior – 6-11 – 245
 Thornhill, Ontario, Canada
 (Thornhill Secondary School)
 Major: Psychology



2012-13: Pac-12 All-Academic Second Team honoree ... NABC Honors Court selection ... competed in 23 games, making six starts ... averaged 2.0 points and 1.9 rebounds per game ... 23-31 from the free throw line, translating into 74.2 percent ... owns team's longest active consecutive made free throw streak at 13 games ... came close to his first career double-double, finishing with 11 points and career-high nine rebounds against Belmont (Nov. 18) ... pitched in with four points in 14 minutes off the bench against Minnesota (Nov. 24) ... added four points in 13 minutes as a reserve against Washington State (Jan. 9).

2011-12: Pac-12 All-Academic Honorable Mention honoree ... appeared in 25 games, all as a reserve ... averaged 2.0 points and 1.1 rebounds per game ... 22-32 from the foul line, translating into 68.8 percent ... chipped in with three points and four rebounds in 10 minutes against Central Arkansas (Nov. 11) ... poured in eight points against Pacific (Nov. 28) ... added five points against Bethune-Cookman (Dec. 19) ... pitched in with three points and his first career steal against Colorado (Jan. 14) ... converted on a three-point play and pulled down two boards at Washington (Jan. 21) ... erupted for career-high 11 points in 19 minutes at California (Jan. 29), including a 7-10 mark from the foul line to become the first Stanford player to attempt at least 10 free throws against California since Brook Lopez was 9-15 from the charity stripe back on Jan. 26, 2008 ... added four points and three rebounds in 16 minutes at Utah (Feb. 25) ... competed in two Postseason NIT games.

2010-11: Appeared in five games off the bench before missing the remainder of the year with a foot injury ... averaged 3.0 points and 3.6 rebounds per game ... 5-8 from the foul line ... scored his first career point by knocking down the first of two free throw attempts against Virginia (Nov. 18) ... established season-highs in points (8) and rebounds (7) against Arkansas-Pine Bluff (Nov. 21) ... added three points and six boards against Tulsa (Nov. 26) ... against DePaul (Nov. 27), chipped in with three points and two boards.

XVII Mediterranean Games: In July 2013, competed as a member of the Serbian National Team in Mersin, Turkey, at the XVII Mediterranean Games, a multi-sport, 24-nation event similar to the Olympics ... contributed 12 points and five rebounds in a win over Italy in the semifinals ... played a key role as Serbia came away with the silver medal.

High School: 2010 graduate of Thornhill Secondary School in Thornhill, Ontario, Canada ... four-year letterwinner in basketball ... during his senior campaign, posted averages of 26.0 points, 15.0 rebounds and 4.0 blocks per game ... honored as one of five 2010 high school basketball all-stars by The Toronto Star ... four-time team MVP ... has extensive international experience as a dual citizen of Serbia and Canada ... member of the Serbian national under-16 team in 2008 ... also invited to the Serbian under-18 team training camp ... competed for Serbia at the FIBA U-18 European Championships during the summer of 2010, averaging 3.0 points and 3.3 rebounds per game in nine contests.

Personal: Born in Novi Sad, Serbia ... parents are Slavisa and Mirjana ... has a sister, Vanja.

2012-13 Season Highs

| | |
|---------|---|
| Pts | 11, vs. Belmont (11/18/12) |
| Rebs | 9, vs. Belmont (11/18/12) |
| Assists | 1, 5x, last vs. Washington State (1/9/13) |
| FG | 5, vs. Belmont (11/18/12) |
| 3-Pts. | - |
| FT | 3, vs. Alcorn State (11/15/12) |
| Steals | 1, vs. Seattle (11/28/12) |
| Blocks | 2, vs. Belmont (11/18/12) |
| Mins | 21, vs. Belmont (11/18/12) |

Career Highs

| | |
|---------|--|
| Pts | 11, 2x, last vs. Belmont (11/18/12) |
| Rebs | 9, vs. Belmont (11/18/12) |
| Assists | 2, vs. Tulsa (11/26/10) |
| FG | 5, vs. Belmont (11/18/12) |
| 3-Pts. | 1, 2x, last vs. Bethune-Cookman (12/19/11) |
| FT | 7, at California (1/29/12) |
| Steals | 1, 3x, last vs. Seattle (11/28/12) |
| Blocks | 2, vs. Belmont (11/18/12) |
| Mins | 21, 2x, last vs. Belmont (11/18/12) |

Career Statistics

| Year | G-GS | FG-FGA | Pct. | 3P-3PA | Pct. | FT-FTA | Pct. | Reb. | Avg. | PF-FO | Ast. | TO | Blk. | Stl. | Min./Avg. | Pts. | Avg. |
|---------------|-------------|--------------|-------------|------------|-------------|--------------|-------------|-----------|------------|-------------|-----------|-----------|-----------|----------|----------------|------------|------------|
| 2010-11 | 5-0 | 5-12 | .417 | 0-2 | .000 | 5-8 | .625 | 18 | 3.6 | 7-0 | 2 | 5 | 1 | 0 | 55/11.0 | 15 | 3.0 |
| 2011-12 | 25-0 | 13-37 | .351 | 2-4 | .500 | 22-32 | .688 | 28 | 1.1 | 24-0 | 6 | 21 | 5 | 2 | 155/6.2 | 50 | 2.0 |
| 2012-13 | 23-6 | 12-48 | .250 | 0-1 | .000 | 23-31 | .742 | 43 | 1.9 | 23-0 | 5 | 16 | 4 | 1 | 165/7.2 | 47 | 2.0 |
| Career | 53-6 | 30-97 | .309 | 2-7 | .286 | 50-71 | .704 | 89 | 1.7 | 54-0 | 13 | 42 | 10 | 3 | 375/7.0 | 112 | 2.1 |



NASTIC

GAME-BY-GAME

2012-13

| | GP-GS | FG-A | 3P-A | FT-A | REB | PTS | AST | BK | STL | MIN |
|---------------------|-------|------|------|------|-----|-----|-----|----|-----|-----|
| San Francisco | 1-0 | 1-1 | 0-0 | 1-3 | 1 | 3 | 1 | 0 | 0 | 8 |
| Cal State Fullerton | 1-0 | 1-3 | 0-0 | 2-3 | 3 | 4 | 0 | 1 | 0 | 12 |
| Alcorn State | 1-1 | 0-3 | 0-0 | 3-4 | 4 | 3 | 1 | 0 | 0 | 18 |
| Belmont | 1-1 | 5-10 | 0-1 | 1-2 | 9 | 11 | 0 | 2 | 0 | 21 |
| Missouri | 1-1 | 1-3 | 0-0 | 0-0 | 1 | 2 | 0 | 0 | 0 | 11 |
| Northern Iowa | 1-1 | 0-4 | 0-0 | 1-2 | 0 | 1 | 0 | 0 | 0 | 8 |
| Minnesota | 1-1 | 1-2 | 0-0 | 2-4 | 3 | 4 | 0 | 1 | 0 | 14 |
| Seattle | 1-1 | 0-4 | 0-0 | 0-0 | 3 | 0 | 0 | 0 | 1 | 5 |
| Denver | 1-0 | 0-0 | 0-0 | 0-0 | 0 | 0 | 0 | 0 | 0 | 2 |
| UC Davis | 1-0 | 0-2 | 0-0 | 2-2 | 4 | 2 | 0 | 0 | 0 | 4 |
| NC State | 1-0 | 0-1 | 0-0 | 0-0 | 0 | 0 | 1 | 0 | 0 | 3 |
| USC | 1-0 | 1-3 | 0-0 | 1-1 | 3 | 3 | 1 | 0 | 0 | 11 |
| Washington State | 1-0 | 1-4 | 0-0 | 2-2 | 1 | 4 | 1 | 0 | 0 | 13 |
| Washington | 1-0 | 0-0 | 0-0 | 0-0 | 1 | 0 | 0 | 0 | 0 | 3 |
| Colorado | 1-0 | 0-1 | 0-0 | 0-0 | 0 | 0 | 0 | 0 | 0 | 4 |
| Utah | 1-0 | 0-0 | 0-0 | 2-2 | 3 | 2 | 0 | 0 | 0 | 7 |
| Oregon | 1-0 | 0-0 | 0-0 | 0-0 | 1 | 0 | 0 | 0 | 0 | 2 |
| UCLA | 1-0 | 0-2 | 0-0 | 2-2 | 2 | 2 | 0 | 0 | 0 | 5 |
| Oregon State | 1-0 | 0-0 | 0-0 | 0-0 | 0 | 0 | 0 | 0 | 0 | 3 |
| Oregon | 1-0 | 0-0 | 0-0 | 2-2 | 0 | 0 | 0 | 0 | 0 | 3 |
| Utah | 1-0 | 1-4 | 0-0 | 0-0 | 2 | 2 | 0 | 0 | 0 | 2 |
| Stephen F. Austin | 1-0 | 0-0 | 0-0 | 0-0 | 1 | 0 | 0 | 0 | 0 | 3 |
| Alabama | 1-0 | 0-1 | 0-0 | 2-2 | 1 | 2 | 0 | 0 | 0 | 3 |

2011-12

| | GP-GS | FG-A | 3P-A | FT-A | REB | PTS | AST | BK | STL | MIN |
|------------------|-------|------|------|------|-----|-----|-----|----|-----|-----|
| Central Arkansas | 1-0 | 1-1 | 0-0 | 1-2 | 4 | 3 | 0 | 0 | 0 | 10 |
| Fresno State | 1-0 | 0-0 | 0-0 | 0-0 | 0 | 0 | 0 | 0 | 0 | 3 |
| Colorado State | 1-0 | 1-1 | 1-1 | 0-1 | 3 | 3 | 1 | 0 | 0 | 7 |
| UC Davis | 1-0 | 0-0 | 0-0 | 0-0 | 0 | 0 | 1 | 1 | 0 | 4 |
| Oklahoma State | 1-0 | 0-1 | 0-0 | 2-2 | 1 | 2 | 0 | 1 | 0 | 4 |
| Pacific | 1-0 | 3-5 | 0-1 | 2-2 | 1 | 8 | 1 | 0 | 0 | 8 |
| NC State | 1-0 | 0-2 | 0-0 | 0-0 | 1 | 0 | 0 | 0 | 0 | 7 |
| San Diego | 1-0 | 1-2 | 0-0 | 0-0 | 1 | 2 | 1 | 1 | 0 | 8 |
| Bethune-Cookman | 1-0 | 1-2 | 1-1 | 2-2 | 0 | 5 | 0 | 0 | 0 | 4 |
| UCLA | 1-0 | 0-1 | 0-0 | 2-2 | 0 | 2 | 0 | 0 | 0 | 5 |
| USC | 1-0 | 1-5 | 0-0 | 1-1 | 1 | 3 | 0 | 0 | 0 | 9 |
| Oregon | 1-0 | 0-0 | 0-0 | 0-0 | 0 | 0 | 0 | 0 | 0 | 2 |
| Colorado | 1-0 | 1-1 | 0-0 | 1-2 | 1 | 3 | 0 | 0 | 1 | 7 |
| Washington | 1-0 | 1-2 | 0-0 | 1-2 | 2 | 3 | 0 | 0 | 0 | 7 |
| California | 1-0 | 2-5 | 0-1 | 7-10 | 1 | 11 | 0 | 1 | 0 | 19 |
| Arizona State | 1-0 | 0-0 | 0-0 | 0-0 | 1 | 0 | 1 | 0 | 0 | 9 |
| Arizona | 1-0 | 0-2 | 0-0 | 0-0 | 1 | 0 | 0 | 0 | 0 | 2 |
| UCLA | 1-0 | 0-0 | 0-0 | 0-0 | 1 | 0 | 0 | 0 | 0 | 2 |
| USC | 1-0 | 0-0 | 0-0 | 0-0 | 0 | 0 | 0 | 0 | 0 | 2 |
| Colorado | 1-0 | 0-0 | 0-0 | 0-0 | 3 | 0 | 0 | 0 | 1 | 10 |
| Utah | 1-0 | 1-3 | 0-0 | 2-4 | 3 | 4 | 0 | 0 | 0 | 16 |
| California | 1-0 | 0-1 | 0-0 | 0-0 | 0 | 0 | 0 | 1 | 0 | 3 |
| Arizona State | 1-0 | 0-1 | 0-0 | 0-0 | 2 | 0 | 1 | 0 | 0 | 3 |
| Nevada | 1-0 | 0-0 | 0-0 | 0-0 | 0 | 0 | 0 | 0 | 0 | 1 |
| Minnesota | 1-0 | 0-2 | 0-0 | 1-2 | 1 | 1 | 0 | 0 | 0 | 3 |

2010-11

| | GP-GS | FG-A | 3P-A | FT-A | REB | PTS | AST | BK | STL | MIN |
|---------------------|-------|------|------|------|-----|-----|-----|----|-----|-----|
| San Diego | 1-0 | 0-0 | 0-0 | 0-0 | 0 | 0 | 0 | 0 | 0 | 6 |
| Virginia | 1-0 | 0-2 | 0-0 | 1-2 | 3 | 1 | 0 | 0 | 0 | 7 |
| Arkansas-Pine Bluff | 1-0 | 3-4 | 0-0 | 2-2 | 7 | 8 | 0 | 0 | 0 | 11 |
| Tulsa | 1-0 | 1-5 | 0-2 | 1-2 | 6 | 3 | 2 | 1 | 0 | 21 |
| DePaul | 1-0 | 1-1 | 0-0 | 1-2 | 2 | 3 | 0 | 0 | 0 | 10 |

DWIGHT POWELL

FORWARD

Senior – 6-10 – 240

Toronto, Ontario, Canada (IMG Academy)

Major: Science, Technology & Society



33



2012-13: NABC All-District Second Team selection ... Pac-12 Most Improved Player of the Year ... All-Pac-12 First Team honoree ... Pac-12 All-Academic Second Team recipient ... NABC Honors Court selection ... one of two players to start all 34 games ... averaged team-best 14.9 points to go with 8.4 rebounds ... shot 46.7 percent (179-383) overall, 45.5 percent (15-33) from three-point range and 79.6 percent (133-167) from the foul line ... 10 double-doubles ... registered nine 20-point games ... produced 27 double-figure scoring games ... led team in scoring 13 times ... scored at least 15 points during the second half of a game on six occasions ... one of two players ranked among Pac-12's top-12 in both scoring (11th) and rebounding (7th) ... totaled 72 assists, 39 blocks and 26 steals ... 16-17 from foul line in game's final two minutes ... poured in 27 points against San Francisco (Nov. 9) ... finished with 14 points and 12 rebounds against CS Fullerton (Nov. 12) ... contributed 18 points and 10 boards against Missouri (Nov. 22) ... scored 22 points (7-11 FG, 7-7 FT) against Minnesota (Nov. 24)

... hauled down 13 rebounds against Seattle (Nov. 28) ... scored career-high 29 points (10-13 FG, 9-11 FT) against Denver (Dec. 2) ... poured in 23 points at NC State (Dec. 18) ... added 17 points and 13 rebounds at UCLA (Jan. 5) ... notched 16 points and 11 rebounds against Washington State (Jan. 9) ... finished with 12 points, 13 rebounds and three steals against Oregon (Jan. 30) ... poured in 24 points (10-11 FT) and grabbed 10 boards at Arizona (Feb. 6) ... produced 22 points and 10 rebounds at Arizona State (Feb. 9) ... collected double-double with 17 points and career-high 17 rebounds against USC (Feb. 14) ... scored 22 points in loss to UCLA (Feb. 16) ... notched double-double with 20 points and 11 rebounds at Oregon State (Feb. 21) ... tallied 23 points (11-18 FG), nine rebounds and four assists versus Arizona State (Mar. 13) ... chalked up 10th double-double, totaling 12 points and 15 rebounds against Stephen F. Austin (Mar. 19).

2011-12: Pac-12 All-Academic Honorable Mention pick ... during five-game NIT title run, averaged 8.8 points and 5.8 rebounds per game while shooting 65.4 percent from the field ... played in 35 games, making 11 starts ... averaged 5.8 points and 4.6 rebounds per game ... shot 45.3 percent from the field ... scored in double-figures six times ... led team in rebounding eight times ... 55-78 from the foul line, good for 70.5 percent ... third on team with 28 steals ... in season debut after missing first two games with an ankle sprain, scored 13 points in 17 minutes at UC Davis (Nov. 18) ... against Oregon State (Jan. 7), posted a double-double with 10 points and 11 rebounds in 38 minutes ... contributed nine points, nine boards and was 5-5 from the free throw line in a win over Oregon State (Feb. 16) ... poured in a season-high 18 points on 8-11 shooting to go with nine rebounds against Illinois State (Mar. 19) ... added seven points and five rebounds against Minnesota (Mar. 29).

2010-11: Pac-10 All-Freshman Team honoree ... played in 31 games, making 26 starts ... 26 starts ranked third-most all-time among Stanford freshmen ... averaged 8.1 points and 5.2 rebounds per game ... shot 47.1 percent from the field and 68.3 percent from the foul line ... scored in double-figures 11 times ... led team in rebounding 11 times ... knocked down a pair of free throws against San Diego (Nov. 15) for his first career points ... added 13 points (9-9 free throws) and 10 boards against DePaul (Nov. 28) for his first career double-double ... chipped in with 20 points and seven boards against California (Jan. 2) ... added 16 points and eight boards against Washington State (Feb. 11) ... posted his second double-double with 11 points and 11 boards against Oregon (Feb. 26).

World University Games: Led Canada to a fourth-place finish at the World University Games in Kazan, Russia, in July 2013 ... in addition to starting seven of Canada's eight contests, averaged 12.1 points and 5.1 rebounds per game while shooting 61.9 percent (39-63) from the field and playing just under 18 minutes per game ... just before the World University Games, anchored Canada to a sweep of the Four Nations' International Invitational Tournament played in three different cities in China ... the 11-day competition saw Canada finish with a 9-0 record while registering three victories apiece against United States, Latvia and China.

High School: 2010 graduate of IMG Academy in Bradenton, Fla. ... ranked by Rivals.com as No. 7 among power forwards, No. 23 overall and rated as a five-star prospect ... ranked as a top-five center in the 2010 class by ESPN ... averaged 23.2 points, 11.6 rebounds, 4.4 assists and 2.3 blocks per game as a senior ... originally from Toronto, made the move from Canada to Bradenton, Fla., where he prepped at IMG Academy the past three years ... during the summer of 2009, was one of two high school players invited to train with the Canadian National Team ... member of the National All-Stars roster during the second annual High School Academic All-American Classic ... at the same event, earned recognition as the Academic Player of the Year ... named MVP and Scholar-Athlete of the Year for the IMG Basketball Academy ... selected to the Amare Stoudemire Skills Academy and LeBron James Skills Academy while playing in the adidas Nations Tournament with his AAU team, Grassroots Canada.

Personal: Born in Toronto, Ontario, Canada ... son of Harlan Powell and Jacqueline Weir.

2012-13 Season Highs

| | |
|---------|---|
| Pts | 29, vs. Denver (12/2/12) |
| Rebs | 17, vs. USC (2/14/13) |
| Assists | 5, at Utah (1/27/13) |
| FG | 11, vs. Arizona State (3/13/13) |
| 3-Pts. | 2, 3x, last vs. Oregon State (2/3/13) |
| FT | 10, at Arizona (2/6/13) |
| Steals | 3, 2x, last vs. Oregon (1/30/13) |
| Blocks | 4, 3x, last vs. Stephen F. Austin (3/19/13) |
| Mins | 43, vs. Arizona State (3/13/13) |

Career Highs

| | |
|---------|---|
| Pts | 29, vs. Denver (12/2/12) |
| Rebs | 17, vs. USC (2/14/13) |
| Assists | 5, at Utah (1/27/13) |
| FG | 11, vs. Arizona State (3/13/13) |
| 3-Pts. | 2, 4x, last vs. Oregon State (2/3/13) |
| FT | 10, at Arizona (2/6/13) |
| Steals | 5, vs. Oregon (1/27/11) |
| Blocks | 4, 3x, last vs. Stephen F. Austin (3/19/13) |
| Mins | 43, vs. Arizona State (3/13/13) |

Career Statistics

| Year | G-GS | FG-FGA | Pct. | 3P-3PA | Pct. | FT-FTA | Pct. | Reb. | Avg. | PF-FO | Ast. | TO | Blk. | Stl. | Min./Avg. | Pts. | Avg. |
|---------------|---------------|----------------|-------------|--------------|-------------|----------------|-------------|------------|------------|--------------|------------|------------|-----------|-----------|------------------|------------|------------|
| 2010-11 | 31-26 | 88-187 | .471 | 7-25 | .280 | 69-101 | .683 | 160 | 5.2 | 93-1 | 30 | 44 | 28 | 24 | 756/24.4 | 252 | 8.1 |
| 2011-12 | 35-11 | 73-161 | .453 | 1-17 | .059 | 55-78 | .705 | 161 | 4.6 | 80-3 | 26 | 53 | 21 | 28 | 614/17.5 | 202 | 5.8 |
| 2012-13 | 34-34 | 179-383 | .467 | 15-33 | .455 | 133-167 | .796 | 285 | 8.4 | 104-3 | 72 | 83 | 39 | 26 | 1032/30.4 | 506 | 14.9 |
| Career | 100-71 | 340-731 | .465 | 23-75 | .307 | 257-346 | .743 | 606 | 6.1 | 277-7 | 128 | 180 | 88 | 78 | 2402/24.0 | 960 | 9.6 |



POWELL

GAME-BY-GAME

2011-12

| | GP-GS | FG-A | 3P-A | FT-A | REB | PTS | AST | BK | STL | MIN |
|------------------|-------|------|------|------|-----|-----|-----|----|-----|-----|
| Colorado State | 1-0 | 0-1 | 0-1 | 0-0 | 0 | 0 | 0 | 0 | 0 | 5 |
| UC Davis | 1-0 | 5-6 | 0-0 | 3-4 | 3 | 13 | 0 | 0 | 0 | 17 |
| Oklahoma State | 1-0 | 1-5 | 0-2 | 3-5 | 4 | 5 | 4 | 1 | 3 | 21 |
| Syracuse | 1-0 | 2-5 | 0-0 | 0-0 | 5 | 4 | 0 | 0 | 1 | 15 |
| Pacific | 1-0 | 2-4 | 0-0 | 5-6 | 6 | 9 | 1 | 1 | 2 | 17 |
| Seattle | 1-1 | 1-3 | 0-1 | 0-0 | 3 | 2 | 0 | 1 | 0 | 9 |
| NC State | 1-1 | 0-4 | 0-1 | 2-2 | 3 | 2 | 0 | 1 | 1 | 13 |
| San Diego | 1-0 | 0-1 | 0-0 | 0-0 | 5 | 0 | 1 | 0 | 0 | 14 |
| Bethune-Cookman | 1-0 | 2-6 | 0-0 | 1-2 | 2 | 5 | 0 | 1 | 0 | 13 |
| Butler | 1-0 | 3-4 | 0-0 | 0-1 | 3 | 6 | 2 | 0 | 1 | 23 |
| UCLA | 1-0 | 1-3 | 0-0 | 0-0 | 4 | 2 | 1 | 0 | 0 | 12 |
| USC | 1-0 | 0-1 | 0-0 | 2-2 | 2 | 2 | 0 | 0 | 0 | 10 |
| Oregon | 1-0 | 0-1 | 0-1 | 0-0 | 0 | 0 | 0 | 0 | 0 | 7 |
| Oregon State | 1-0 | 5-11 | 0-1 | 0-0 | 11 | 10 | 3 | 2 | 0 | 38 |
| Utah | 1-0 | 2-6 | 0-1 | 0-3 | 4 | 4 | 1 | 0 | 0 | 14 |
| Colorado | 1-0 | 2-2 | 0-0 | 2-2 | 4 | 6 | 1 | 1 | 0 | 11 |
| Washington State | 1-0 | 2-3 | 0-0 | 1-3 | 2 | 5 | 0 | 1 | 0 | 13 |
| Washington | 1-1 | 3-7 | 0-2 | 4-5 | 6 | 10 | 0 | 1 | 1 | 24 |
| California | 1-1 | 5-11 | 1-3 | 0-0 | 4 | 11 | 1 | 0 | 0 | 15 |
| Arizona State | 1-1 | 1-6 | 0-0 | 1-2 | 7 | 3 | 1 | 0 | 0 | 16 |
| Arizona | 1-1 | 1-5 | 0-0 | 0-1 | 5 | 2 | 0 | 1 | 1 | 22 |
| UCLA | 1-0 | 3-7 | 0-1 | 3-3 | 3 | 9 | 0 | 0 | 2 | 17 |
| USC | 1-1 | 1-4 | 0-1 | 0-1 | 7 | 2 | 0 | 0 | 0 | 18 |
| Oregon State | 1-1 | 2-3 | 0-1 | 5-5 | 9 | 9 | 0 | 1 | 0 | 33 |
| Oregon | 1-1 | 3-3 | 0-0 | 5-6 | 4 | 11 | 1 | 2 | 3 | 32 |
| Colorado | 1-1 | 0-7 | 0-1 | 2-2 | 9 | 2 | 2 | 0 | 0 | 16 |
| Utah | 1-1 | 2-2 | 0-0 | 0-0 | 5 | 4 | 0 | 1 | 2 | 17 |
| California | 1-0 | 3-5 | 0-0 | 0-0 | 7 | 6 | 0 | 2 | 0 | 15 |
| Arizona State | 1-0 | 2-4 | 0-0 | 5-6 | 4 | 9 | 3 | 0 | 0 | 18 |
| California | 1-0 | 2-5 | 0-0 | 1-2 | 1 | 5 | 0 | 0 | 1 | 14 |
| Cleveland State | 1-0 | 2-3 | 0-0 | 1-2 | 5 | 5 | 0 | 0 | 3 | 17 |
| Illinois State | 1-0 | 8-11 | 0-0 | 2-2 | 9 | 18 | 1 | 1 | 1 | 31 |
| Nevada | 1-0 | 4-4 | 0-0 | 0-0 | 1 | 8 | 1 | 1 | 0 | 14 |
| Massachusetts | 1-0 | 1-5 | 0-0 | 4-7 | 9 | 6 | 2 | 0 | 3 | 24 |
| Minnesota | 1-0 | 2-3 | 0-0 | 3-4 | 5 | 7 | 0 | 2 | 3 | 19 |

2012-13

| | GP-GS | FG-A | 3P-A | FT-A | REB | PTS | AST | BK | STL | MIN |
|---------------------|-------|-------|------|-------|-----|-----|-----|----|-----|-----|
| San Francisco | 1-1 | 9-14 | 2-3 | 2-9 | 7 | 27 | 2 | 1 | 1 | 32 |
| Cal State Fullerton | 1-1 | 5-7 | 0-0 | 4-5 | 12 | 14 | 2 | 0 | 0 | 35 |
| Alcorn State | 1-1 | 2-8 | 0-1 | 2-4 | 10 | 6 | 1 | 0 | 2 | 27 |
| Belmont | 1-1 | 0-2 | 0-1 | 2-2 | 0 | 2 | 2 | 0 | 0 | 7 |
| Missouri | 1-1 | 5-9 | 2-4 | 6-6 | 10 | 18 | 1 | 3 | 0 | 34 |
| Northern Iowa | 1-1 | 0-3 | 0-0 | 2-2 | 2 | 2 | 1 | 0 | 0 | 17 |
| Minnesota | 1-1 | 7-11 | 1-1 | 7-7 | 3 | 22 | 2 | 0 | 0 | 28 |
| Seattle | 1-1 | 3-10 | 0-1 | 2-3 | 13 | 8 | 2 | 1 | 1 | 27 |
| Denver | 1-1 | 10-13 | 0-0 | 9-11 | 5 | 29 | 1 | 1 | 0 | 33 |
| UC Davis | 1-1 | 8-10 | 0-1 | 4-4 | 7 | 20 | 0 | 0 | 1 | 18 |
| NC State | 1-1 | 10-21 | 0-2 | 3-4 | 8 | 23 | 4 | 2 | 0 | 36 |
| Northwestern | 1-1 | 4-12 | 0-0 | 0-1 | 6 | 8 | 2 | 4 | 0 | 28 |
| Lafayette | 1-1 | 4-12 | 0-0 | 1-2 | 11 | 9 | 3 | 1 | 3 | 34 |
| USC | 1-1 | 5-15 | 1-1 | 0-3 | 5 | 11 | 2 | 0 | 0 | 23 |
| UCLA | 1-1 | 5-10 | 1-2 | 6-9 | 13 | 17 | 4 | 1 | 2 | 38 |
| Washington State | 1-1 | 4-7 | 0-0 | 8-8 | 11 | 16 | 3 | 4 | 0 | 35 |
| Washington | 1-1 | 7-14 | 1-2 | 4-5 | 5 | 19 | 1 | 0 | 2 | 34 |
| California | 1-1 | 4-12 | 0-2 | 9-9 | 9 | 17 | 1 | 1 | 1 | 36 |
| Colorado | 1-1 | 5-13 | 0-0 | 1-1 | 7 | 11 | 1 | 0 | 0 | 37 |
| Utah | 1-1 | 5-11 | 0-0 | 1-2 | 9 | 11 | 5 | 2 | 0 | 26 |
| Oregon | 1-1 | 4-12 | 0-1 | 4-9 | 13 | 12 | 1 | 1 | 3 | 31 |
| Oregon State | 1-1 | 5-11 | 2-2 | 2-2 | 4 | 14 | 0 | 0 | 2 | 33 |
| Arizona | 1-1 | 7-14 | 0-0 | 10-11 | 10 | 24 | 4 | 2 | 1 | 36 |
| Arizona State | 1-1 | 8-15 | 2-2 | 4-4 | 10 | 22 | 2 | 2 | 0 | 35 |
| USC | 1-1 | 7-13 | 0-0 | 3-6 | 17 | 17 | 0 | 2 | 0 | 34 |
| UCLA | 1-1 | 7-15 | 0-1 | 8-10 | 8 | 22 | 4 | 1 | 1 | 37 |
| Oregon State | 1-1 | 5-11 | 0-0 | 4-4 | 11 | 14 | 3 | 1 | 0 | 25 |
| Oregon | 1-1 | 6-11 | 1-2 | 3-3 | 6 | 16 | 0 | 1 | 0 | 23 |
| Colorado | 1-1 | 4-11 | 0-0 | 4-5 | 7 | 12 | 2 | 0 | 0 | 30 |
| Utah | 1-1 | 6-11 | 1-1 | 2-2 | 8 | 15 | 4 | 1 | 1 | 32 |
| California | 1-1 | 3-8 | 0-0 | 5-6 | 6 | 11 | 4 | 1 | 1 | 28 |
| Arizona State | 1-1 | 11-18 | 1-2 | 0-0 | 9 | 23 | 4 | 2 | 0 | 43 |
| Stephen F. Austin | 1-1 | 3-13 | 0-1 | 6-8 | 15 | 12 | 1 | 4 | 2 | 36 |
| Alabama | 1-1 | 1-6 | 0-0 | 0-0 | 8 | 2 | 3 | 0 | 2 | 24 |

2010-11

| | GP-GS | FG-A | 3P-A | FT-A | REB | PTS | AST | BK | STL | MIN |
|---------------------|-------|------|------|------|-----|-----|-----|----|-----|-----|
| San Diego | 1-1 | 2-6 | 0-1 | 3-4 | 4 | 7 | 3 | 0 | 1 | 22 |
| Virginia | 1-1 | 5-5 | 0-0 | 0-0 | 1 | 10 | 1 | 0 | 0 | 25 |
| Arkansas-Pine Bluff | 1-1 | 4-5 | 0-0 | 4-6 | 2 | 12 | 1 | 0 | 1 | 20 |
| Murray State | 1-1 | 7-10 | 1-1 | 1-2 | 4 | 16 | 1 | 1 | 0 | 32 |
| Tulsa | 1-1 | 0-0 | 0-0 | 2-2 | 4 | 2 | 1 | 0 | 1 | 26 |
| DePaul | 1-1 | 2-4 | 0-0 | 9-9 | 10 | 13 | 2 | 0 | 1 | 39 |
| UC Riverside | 1-1 | 0-1 | 0-0 | 1-2 | 2 | 1 | 1 | 2 | 0 | 17 |
| North Carolina A&T | 1-1 | 3-7 | 2-4 | 1-2 | 7 | 9 | 0 | 1 | 0 | 24 |
| Butler | 1-1 | 1-2 | 0-0 | 4-6 | 5 | 6 | 1 | 1 | 1 | 20 |
| Oklahoma State | 1-0 | 3-4 | 0-0 | 4-5 | 4 | 10 | 0 | 2 | 0 | 20 |
| Yale | 1-0 | 1-5 | 1-1 | 1-2 | 2 | 4 | 0 | 0 | 0 | 10 |
| California | 1-0 | 7-11 | 0-1 | 6-7 | 7 | 20 | 2 | 1 | 1 | 28 |
| Arizona State | 1-1 | 3-8 | 0-1 | 2-2 | 3 | 8 | 3 | 0 | 1 | 32 |
| Arizona | 1-1 | 2-4 | 0-0 | 1-1 | 4 | 5 | 1 | 0 | 1 | 17 |
| Washington | 1-1 | 3-7 | 0-0 | 5-7 | 7 | 11 | 0 | 1 | 0 | 33 |
| Washington State | 1-1 | 3-8 | 0-0 | 3-3 | 10 | 9 | 0 | 1 | 0 | 29 |
| USC | 1-0 | 1-8 | 0-1 | 1-1 | 4 | 3 | 0 | 0 | 1 | 11 |
| UCLA | 1-1 | 3-7 | 1-1 | 2-3 | 7 | 9 | 1 | 2 | 1 | 25 |
| Oregon | 1-1 | 6-8 | 0-1 | 2-7 | 6 | 14 | 1 | 3 | 5 | 34 |
| Oregon State | 1-1 | 3-3 | 0-0 | 3-4 | 5 | 9 | 0 | 3 | 0 | 22 |
| Arizona | 1-1 | 2-7 | 0-1 | 2-2 | 4 | 6 | 1 | 1 | 0 | 24 |
| Arizona State | 1-1 | 3-7 | 1-1 | 0-0 | 2 | 7 | 0 | 1 | 0 | 13 |
| Washington State | 1-1 | 7-12 | 0-2 | 2-4 | 8 | 16 | 0 | 1 | 3 | 29 |
| Washington | 1-1 | 1-2 | 0-0 | 1-2 | 3 | 3 | 0 | 1 | 1 | 20 |
| UCLA | 1-1 | 1-7 | 0-1 | 0-0 | 5 | 2 | 1 | 0 | 1 | 17 |
| USC | 1-0 | 1-4 | 0-1 | 1-2 | 10 | 3 | 1 | 0 | 0 | 26 |
| Oregon State | 1-1 | 2-5 | 0-1 | 1-2 | 2 | 5 | 4 | 0 | 1 | 32 |
| Oregon | 1-1 | 3-8 | 1-3 | 4-6 | 11 | 11 | 0 | 3 | 1 | 33 |
| Seattle | 1-1 | 2-4 | 0-0 | 2-4 | 2 | 6 | 1 | 1 | 1 | 25 |
| California | 1-1 | 2-6 | 0-2 | 0-2 | 7 | 4 | 2 | 1 | 1 | 23 |
| Oregon State | 1-1 | 5-12 | 0-1 | 1-2 | 8 | 11 | 4 | 1 | 0 | 28 |



5

CHASSON RANDLE

GUARD

Junior – 6-2 – 185

Rock Island, Ill. (Rock Island HS)

Major: Undeclared



2012-13: Pac-12 All-Academic Second Team honoree ... started 33 games ... averaged 13.6 points and 2.9 rebounds per game ... connected at 39.9 percent from the field ... 91-116 (78.4 percent) from the foul line ... led team in three-pointers (61) and steals (38) while ranking second in assists (89) ... shot 39.9 percent from three-point range overall and 47.3 percent in conference games ... scored in double figures 27 times ... tallied six 20-point games ... scored 24 points (8-18 FG, 6-8 FT) against CS Fullerton (Nov. 12) ... scored game-high 22 points (7-14 FG, 7-7 FT) against Missouri (Nov. 18) ... poured in 21 points (7-11 FG, 4-6 3FG) while dishing out career-high six assists against Northern Iowa (Nov. 23) ... contributed 17 points (7-19 FG) in 28 minutes at UCLA (Jan. 5) ... added 16 points (5-8 FG, 4-4 FT) against Washington State (Jan. 9) ... chipped in with 16 points (7-11 FG) and grabbed four boards against Washington (Jan. 12) ... added 17 points and career-high eight rebounds at Utah (Jan. 27) ... scored 17 points against Oregon (Jan. 30) ... poured

in 20 points (6-11 FG, 4-6 3FG, 4-6 FT) with five assists against Oregon State (Feb. 3) ... scored 17 points in 37 minutes against UCLA (Feb. 16) ... finished with 16 points (6-11 FG, 4-6 3FG) against Colorado (Feb. 27) ... scored 22 points (7-14 FG, 4-9 3FG) and matched career high with six assists against Utah (Mar. 3) ... added 20 points (7-10 FG, 4-5 3FG) against California (Mar. 6).

2011-12: Pac-12 All-Freshman Team honoree ... during five-game NIT title run, averaged 14.0 points while shooting 47.9 percent overall, 47.8 percent from three-point territory and 76.5 percent from the foul line ... produced one of the best rookie seasons in school history, ranking among the top-four all-time in the following categories: three-pointers made (1st), field goals attempted (1st), minutes (1st), games started (1st), points (2nd), field goals made (2nd), scoring average (3rd), assists (4th) and steals (4th) ... started 36 of team's 37 games ... led team in scoring (13.8 ppg) and minutes played per game (30.5) ... ranked second in steals (42) and assists (76) ... scored in double figures 27 times ... led team in scoring 13 times ... scored 15 points against Central Arkansas (Nov. 11) in first collegiate game ... added 17 points against Oklahoma State (Nov. 23) ... finished with 12 points against Syracuse (Nov. 25) ... contributed 16 points (8-8 free throws) while grabbing six boards against NC State (Dec. 4) ... scored 24 points on 8-20 shooting in 44 minutes against Oregon State (Jan. 7) ... poured in 18 points (4-8 three-pointers) against Colorado (Jan. 14) ... added 24 points (6-7 three-pointers) versus Oregon State (Feb. 16) ... scored 20 points on 7-10 shooting at Colorado (Feb. 23) ... poured in 19 points (5-10 three-pointers) at Utah (Feb. 25) ... totaled 17 points, five boards and four assists against California (Mar. 4) ... scored career-high 30 points (7-11 FG, 10-12 FT, 6-8 3FG) against Arizona State (Mar. 7), establishing a conference tournament record with 27 first-half points ... added 19 points against California (Mar. 8) ... pitched in with 19 points, including the go-ahead three-pointer, against Illinois State (Mar. 19) ... added 15 points and three assists in win over Minnesota (Mar. 29).

High School: 2011 graduate of Rock Island High School in Rock Island, Ill. ... ranked nationally as one of the country's top combo guard prospects by three different services (ESPN.com- 11th point guards, 60th overall; Rivals.com- 18th point guards, 68th seniors; Scout.com- 13th point guards, 60th overall) ... led team to first state title (Class 3A) in school history ... finished career as school's all-time leading scorer and rebounder ... averaged 22.3 points and 7.7 rebounds as a senior ... named co-Mr. Basketball in Illinois ... tabbed Gatorade Illinois Basketball Player of the Year, becoming the first player in school history to earn the honor ... Illinois Basketball Services large-school Player of the Year ... three-time Class 3A All-State First Team selection ... first-team selection by the Associated Press, Illinois Basketball Coaches Association, Chicago Tribune and Chicago Sun-Times ... received Metro Player of the Year honors from The Dispatch and The Rock Island Argus ... Champaign News-Gazette's Mr. Basketball for Illinois, becoming the first local player and 12th non-Chicago honoree to earn the award in its 29-year history ... participated in all-star games at Senior Showcase in Orlando, Fla., and All-American Championship in Houston, Texas ... averaged 19.4 points and 7.5 rebounds per game as a junior, 18.4 points and 5.8 rebounds per game as a sophomore and 10.2 points and 3.6 rebounds per game as a freshman ... won gold medal with USA's U17 team at the 2010 World Championships in Hamburg, Germany ... member of AAU squad Illinois Wolves ... attended CP's Point Guard Academy in 2010.

Personal: Born in Rock Island, Ill. ... parents are Willie and Gwen ... has three sisters, Lakisha, Lamera and Khaliyah.

2012-13 Season Highs

| | |
|---------|------------------------------------|
| Pts | 24, vs. CS Fullerton (11/12/12) |
| Rebs | 8, at Utah (1/27/13) |
| Assists | 6, 3x, last vs. Utah (3/3/13) |
| FG | 8, vs. CS Fullerton (11/12/12) |
| 3-Pts. | 4, 6x, last at California (3/6/13) |
| FT | 8, vs. Belmont (11/18/12) |
| Steals | 3, 4x, last at Utah (1/27/13) |
| Blocks | 1, 2x, last vs. Oregon (1/30/13) |
| Mins | 38, vs. Colorado (2/27/13) |

Career Highs

| | |
|---------|---|
| Pts | 30, vs. Arizona State (3/7/12) |
| Rebs | 8, at Utah (1/27/13) |
| Assists | 6, 3x, last vs. Utah (3/3/13) |
| FG | 8, 3x, last vs. CS Fullerton (11/12/12) |
| 3-Pts. | 6, 2x, last vs. Arizona State (3/7/12) |
| FT | 10, vs. Arizona State (3/7/12) |
| Steals | 3, 10x, last at Utah (1/27/13) |
| Blocks | 1, 4x, last vs. Oregon (1/30/13) |
| Mins | 44, at Oregon State (1/7/12) |

Career Statistics

| Year | G-GS | FG-FGA | Pct. | 3P-3PA | Pct. | FT-FTA | Pct. | Reb. | Avg. | PF-FO | Ast. | TO | Blk. | Stl. | Min./Avg. | Pts. | Avg. |
|---------|-------|---------|------|---------|------|---------|------|------|------|-------|------|-----|------|------|-----------|------|------|
| 2011-12 | 37-36 | 169-385 | .439 | 85-194 | .438 | 89-117 | .761 | 119 | 3.2 | 111-2 | 76 | 83 | 2 | 42 | 1127/30.5 | 512 | 13.8 |
| 2012-13 | 34-33 | 156-391 | .399 | 61-170 | .359 | 91-116 | .784 | 100 | 2.9 | 99-4 | 89 | 78 | 2 | 38 | 1054/31.0 | 464 | 13.6 |
| Career | 71-69 | 325-776 | .419 | 146-364 | .401 | 180-233 | .773 | 219 | 3.1 | 210-6 | 165 | 161 | 4 | 80 | 2181/30.7 | 976 | 13.7 |



RANDLE

GAME-BY-GAME

2012-13

| | GP-GS | FG-A | 3P-A | FT-A | REB | PTS | AST | BK | STL | MIN |
|---------------------|-------|------|------|------|-----|-----|-----|----|-----|-----|
| San Francisco | 1-1 | 3-8 | 0-2 | 2-3 | 0 | 8 | 3 | 0 | 1 | 33 |
| Cal State Fullerton | 1-1 | 8-18 | 2-5 | 6-8 | 3 | 24 | 2 | 0 | 1 | 34 |
| Alcorn State | 1-1 | 3-11 | 0-4 | 4-5 | 5 | 10 | 3 | 0 | 2 | 28 |
| Belmont | 1-1 | 1-11 | 0-5 | 8-11 | 7 | 10 | 3 | 0 | 2 | 28 |
| Missouri | 1-1 | 7-14 | 1-6 | 7-7 | 4 | 22 | 3 | 0 | 3 | 34 |
| Northern Iowa | 1-1 | 7-11 | 4-6 | 3-3 | 5 | 21 | 6 | 0 | 3 | 33 |
| Minnesota | 1-1 | 3-19 | 2-9 | 5-6 | 1 | 13 | 3 | 0 | 1 | 33 |
| Seattle | 1-1 | 4-9 | 0-2 | 7-8 | 3 | 15 | 1 | 0 | 2 | 28 |
| Denver | 1-1 | 3-6 | 1-3 | 2-2 | 1 | 9 | 4 | 0 | 1 | 26 |
| UC Davis | 1-1 | 4-13 | 1-9 | 3-3 | 4 | 12 | 4 | 0 | 3 | 29 |
| NC State | 1-1 | 5-15 | 0-5 | 1-2 | 2 | 11 | 3 | 1 | 1 | 25 |
| Northwestern | 1-1 | 3-5 | 1-2 | 1-1 | 0 | 8 | 6 | 0 | 1 | 27 |
| Lafayette | 1-1 | 6-10 | 2-5 | 2-2 | 2 | 16 | 4 | 0 | 0 | 32 |
| USC | 1-1 | 0-6 | 0-1 | 0-0 | 2 | 0 | 2 | 0 | 1 | 15 |
| UCLA | 1-1 | 7-19 | 2-5 | 1-4 | 3 | 17 | 0 | 0 | 2 | 28 |
| Washington State | 1-1 | 5-8 | 2-3 | 4-4 | 2 | 16 | 1 | 0 | 1 | 33 |
| Washington | 1-0 | 7-11 | 1-3 | 1-2 | 4 | 16 | 2 | 0 | 1 | 28 |
| California | 1-1 | 5-12 | 1-4 | 4-6 | 2 | 15 | 1 | 0 | 1 | 32 |
| Colorado | 1-1 | 5-21 | 3-6 | 2-2 | 6 | 15 | 0 | 0 | 2 | 35 |
| Utah | 1-1 | 6-14 | 2-5 | 3-3 | 8 | 17 | 3 | 0 | 3 | 31 |
| Oregon | 1-1 | 5-10 | 3-3 | 4-4 | 2 | 17 | 3 | 1 | 1 | 36 |
| Oregon State | 1-1 | 6-11 | 4-6 | 4-6 | 0 | 20 | 5 | 0 | 0 | 33 |
| Arizona | 1-1 | 3-11 | 2-6 | 3-4 | 4 | 11 | 3 | 0 | 0 | 37 |
| Arizona State | 1-1 | 1-5 | 1-3 | 0-1 | 1 | 3 | 4 | 0 | 0 | 22 |
| USC | 1-1 | 6-17 | 4-11 | 0-0 | 3 | 16 | 1 | 0 | 0 | 32 |
| UCLA | 1-1 | 6-16 | 2-7 | 3-4 | 3 | 17 | 1 | 0 | 0 | 37 |
| Oregon State | 1-1 | 5-10 | 2-4 | 1-4 | 6 | 13 | 0 | 0 | 1 | 34 |
| Oregon | 1-1 | 3-7 | 2-4 | 4-4 | 2 | 12 | 3 | 0 | 0 | 32 |
| Colorado | 1-1 | 6-11 | 4-6 | 0-1 | 3 | 16 | 1 | 0 | 1 | 38 |
| Utah | 1-1 | 7-14 | 4-9 | 4-4 | 4 | 22 | 6 | 0 | 1 | 32 |
| California | 1-1 | 7-10 | 4-5 | 2-2 | 3 | 20 | 4 | 0 | 1 | 34 |
| Arizona State | 1-1 | 2-12 | 1-8 | 0-0 | 1 | 5 | 1 | 0 | 0 | 31 |
| Stephen F. Austin | 1-1 | 3-6 | 0-2 | 0-0 | 2 | 6 | 1 | 0 | 1 | 29 |
| Alabama | 1-1 | 4-10 | 3-6 | 0-0 | 2 | 11 | 2 | 0 | 0 | 35 |

2011-12

| | GP-GS | FG-A | 3P-A | FT-A | REB | PTS | AST | BK | STL | MIN |
|------------------|-------|------|------|-------|-----|-----|-----|----|-----|-----|
| Central Arkansas | 1-1 | 4-9 | 0-3 | 7-9 | 6 | 15 | 4 | 0 | 1 | 27 |
| Fresno State | 1-1 | 5-9 | 0-4 | 0-0 | 1 | 10 | 1 | 0 | 2 | 30 |
| Colorado State | 1-1 | 2-6 | 1-3 | 2-3 | 4 | 7 | 2 | 0 | 1 | 17 |
| UC Davis | 1-1 | 1-5 | 1-4 | 0-0 | 4 | 3 | 3 | 1 | 3 | 24 |
| Oklahoma State | 1-1 | 5-9 | 3-5 | 4-6 | 5 | 17 | 1 | 0 | 0 | 22 |
| Syracuse | 1-1 | 4-9 | 2-4 | 2-2 | 1 | 12 | 0 | 0 | 3 | 31 |
| Pacific | 1-1 | 5-6 | 4-5 | 0-0 | 5 | 14 | 2 | 0 | 2 | 30 |
| Seattle | 1-1 | 1-8 | 1-3 | 4-4 | 0 | 7 | 3 | 0 | 3 | 34 |
| NC State | 1-1 | 3-11 | 2-3 | 8-8 | 6 | 16 | 2 | 0 | 1 | 32 |
| San Diego | 1-1 | 6-8 | 3-5 | 0-0 | 3 | 15 | 1 | 0 | 1 | 20 |
| Bethune-Cookman | 1-1 | 4-8 | 1-4 | 0-0 | 2 | 9 | 3 | 0 | 1 | 30 |
| Butler | 1-1 | 5-9 | 2-5 | 4-5 | 3 | 16 | 3 | 0 | 1 | 36 |
| UCLA | 1-1 | 3-12 | 2-6 | 2-2 | 4 | 10 | 3 | 0 | 2 | 36 |
| USC | 1-1 | 3-6 | 1-3 | 1-2 | 5 | 8 | 2 | 0 | 0 | 34 |
| Oregon | 1-1 | 3-14 | 1-6 | 0-0 | 1 | 7 | 4 | 0 | 0 | 33 |
| Oregon State | 1-0 | 8-20 | 4-10 | 4-8 | 2 | 24 | 3 | 0 | 1 | 44 |
| Utah | 1-1 | 3-7 | 2-3 | 3-5 | 2 | 11 | 2 | 0 | 0 | 30 |
| Colorado | 1-1 | 6-11 | 4-8 | 2-4 | 5 | 18 | 2 | 0 | 0 | 31 |
| Washington State | 1-1 | 5-11 | 5-11 | 0-0 | 2 | 15 | 2 | 0 | 0 | 27 |
| Washington | 1-1 | 2-12 | 0-5 | 4-6 | 3 | 8 | 1 | 0 | 1 | 33 |
| California | 1-1 | 3-7 | 0-3 | 2-3 | 1 | 8 | 1 | 0 | 0 | 19 |
| Arizona State | 1-1 | 6-11 | 2-6 | 0-0 | 4 | 14 | 2 | 0 | 1 | 26 |
| Arizona | 1-1 | 4-16 | 1-4 | 1-2 | 6 | 10 | 0 | 0 | 0 | 34 |
| UCLA | 1-1 | 6-11 | 3-5 | 1-1 | 2 | 16 | 1 | 0 | 2 | 32 |
| USC | 1-1 | 6-11 | 4-5 | 0-0 | 2 | 16 | 1 | 0 | 3 | 27 |
| Oregon State | 1-1 | 8-14 | 6-7 | 2-2 | 5 | 24 | 2 | 0 | 0 | 32 |
| Oregon | 1-1 | 3-11 | 0-2 | 1-2 | 1 | 7 | 3 | 0 | 0 | 32 |
| Colorado | 1-1 | 7-10 | 3-4 | 3-4 | 3 | 20 | 2 | 0 | 0 | 29 |
| Utah | 1-1 | 7-16 | 5-10 | 0-0 | 4 | 19 | 0 | 0 | 1 | 37 |
| California | 1-1 | 6-13 | 3-8 | 2-2 | 5 | 17 | 4 | 0 | 2 | 37 |
| Arizona State | 1-1 | 7-11 | 6-8 | 10-12 | 2 | 30 | 2 | 0 | 3 | 28 |
| California | 1-1 | 5-16 | 2-9 | 7-8 | 5 | 19 | 4 | 0 | 2 | 38 |
| Cleveland State | 1-1 | 3-6 | 1-3 | 2-2 | 2 | 9 | 2 | 0 | 0 | 27 |
| Illinois State | 1-1 | 6-14 | 4-7 | 3-4 | 3 | 19 | 2 | 0 | 2 | 37 |
| Nevada | 1-1 | 5-10 | 2-4 | 3-4 | 3 | 15 | 0 | 1 | 0 | 30 |
| Massachusetts | 1-1 | 3-7 | 1-4 | 5-7 | 6 | 12 | 3 | 0 | 3 | 27 |
| Minnesota | 1-1 | 6-11 | 3-5 | 0-0 | 1 | 15 | 3 | 0 | 0 | 34 |



JACK RYAN

GUARD/FORWARD

Redshirt Sophomore – 6-8 – 210

Glenview, Ill. (Glenbrook South HS)

Major: Economics



2012-13: Redshirted the season.

2011-12: Appeared in 12 games ... joined squad in the fall as a walk-on ... averaged 0.9 points and 0.5 rebounds per game ... 4-5 from the field, scoring 11 points on the year ... made his collegiate debut with three minutes against Central Arkansas (Nov. 11) ... grabbed a steal in two minutes against Pacific (Nov. 28) ... made first collegiate bucket on a layup in the final second of a win against Bethune-Cookman (Dec. 19) ... against Colorado (Jan. 12), made one of two free throws and grabbed two rebounds ... in three minutes against Arizona State (Feb. 2), scored on a twisting putback and hauled down one rebound ... collected a steal in three minutes of action at Colorado (Feb. 23) ... in the final two minutes against Arizona State (Mar. 7), scored six points and grabbed two boards ... received three minutes of playing time in NIT victories over Nevada (Mar. 21) and Minnesota (Mar. 29).

High School: 2011 graduate of Glenbrook South High School in Glenview, Ill. ... four-year letterwinner in basketball ... three-time team captain ... member of 2008 regional championship squad ... during his senior season, earned all-conference honors and was named team MVP while also being selected to the Fenton Thanksgiving All-Tournament Team ... as a junior, was named to Fenton Thanksgiving and Elgin Christmas all-tournament teams ... competed as a member of Rising Stars Illinois club team from 2007-11, serving as captain for two seasons.

Personal: Born in Chicago, Ill. ... parents are Jeff and Sue has two brothers, Jim and Jeff ... father, Jeff, played basketball at Stanford from 1977-81 ... mother, Sue, was a member of the swimming team at Michigan ... brother, Jeff, played basketball at Northwestern from 2006-11.

14

Career Highs

| | |
|---------|--|
| Pts | 6, vs. Arizona State (3/7/12) |
| Rebs | 2, 2x, last vs. Arizona State (3/7/12) |
| Assists | - |
| FG | 2, vs. Arizona State (3/7/12) |
| 3-Pts. | - |
| FT | 2, vs. Arizona State (3/7/12) |
| Steals | 1, 3x, last vs. Nevada (3/21/12) |
| Blocks | - |
| Mins | 3, 4x, last vs. Minnesota (3/29/12) |

Career Statistics

| Year | G-GS | FG-FGA | Pct. | 3P-3PA | Pct. | FT-FTA | Pct. | Reb. | Avg. | PF-FO | Ast. | TO | Blk. | Stl. | Min./Avg. | Pts. | Avg. |
|---------------|-----------------------|------------|-------------|------------|-------------|------------|-------------|----------|------------|------------|----------|----------|----------|----------|---------------|-----------|------------|
| 2011-12 | 12-0 | 4-5 | .800 | 0-0 | .000 | 3-4 | .750 | 6 | 0.5 | 2-0 | 0 | 0 | 0 | 3 | 27/2.3 | 11 | 0.9 |
| 2012-13 | Redshirted the season | | | | | | | | | | | | | | | | |
| Career | 12-0 | 4-5 | .800 | 0-0 | .000 | 3-4 | .750 | 6 | 0.5 | 2-0 | 0 | 0 | 0 | 3 | 27/2.3 | 11 | 0.9 |



RYAN

GAME-BY-GAME

2011-12

| | GP-GS | FG-A | 3P-A | FT-A | REB | PTS | AST | BK | STL | MIN |
|------------------|-------|------|------|------|-----|-----|-----|----|-----|-----|
| Central Arkansas | 1-0 | 0-0 | 0-0 | 0-0 | 0 | 0 | 0 | 0 | 0 | 3 |
| UC Davis | 1-0 | 0-1 | 0-0 | 0-0 | 0 | 0 | 0 | 0 | 0 | 2 |
| Oklahoma State | 1-0 | 0-0 | 0-0 | 0-0 | 0 | 0 | 0 | 0 | 0 | 1 |
| Pacific | 1-0 | 0-0 | 0-0 | 0-0 | 0 | 0 | 0 | 0 | 1 | 2 |
| Bethune-Cookman | 1-0 | 1-1 | 0-0 | 0-0 | 0 | 2 | 0 | 0 | 0 | 1 |
| Colorado | 1-0 | 0-0 | 0-0 | 1-2 | 2 | 1 | 0 | 0 | 0 | 2 |
| Arizona State | 1-0 | 1-1 | 0-0 | 0-0 | 1 | 2 | 0 | 0 | 0 | 3 |
| USC | 1-0 | 0-0 | 0-0 | 0-0 | 0 | 0 | 0 | 0 | 0 | 2 |
| Colorado | 1-0 | 0-0 | 0-0 | 0-0 | 0 | 0 | 0 | 0 | 1 | 3 |
| Arizona State | 1-0 | 2-2 | 0-0 | 2-2 | 2 | 6 | 0 | 0 | 0 | 2 |
| Nevada | 1-0 | 0-0 | 0-0 | 0-0 | 1 | 0 | 0 | 0 | 1 | 3 |
| Minnesota | 1-0 | 0-0 | 0-0 | 0-0 | 0 | 0 | 0 | 0 | 0 | 3 |



CHRISTIAN SANDERS

GUARD

Sophomore - 6-4 - 185

Houston, Texas (St. Thomas HS)

Major: Undeclared



2012-13: Played in 25 games, making four starts ... averaged 2.2 points and 0.7 rebounds per game ... 22-27 from the foul line, good for 81.5 percent ... made his collegiate debut against San Francisco (Nov. 9), playing three minutes off the bench ... scored season-high 11 points and grabbed three rebounds against Belmont (Nov. 18) ... added nine points against Seattle (Nov. 28) ... against Denver (Dec. 2), chipped in with five points off the bench ... added four points in seven minutes against Utah (Jan. 27) ... knocked down a key three-pointer in nine minutes of action against Arizona State (Feb. 9) ... added six points (4-4 FT) in seven minutes off bench at Oregon (Feb. 23).

High School: 2012 graduate of St. Thomas High School in Houston, Texas ... listed as the No. 23-ranked shooting guard by Scout.com and No. 36-ranked shooting guard in ESPN's 100 national rankings ... two-time first-team TAPPS All-State selection ... led St. Thomas High School

to a TAPPS 5A State championship as a junior, while averaging 16.1 points, 4.2 rebounds and 5.1 assists per game ... garnered district MVP honors along the way ... three-time all-district selection ... earned third-team all-state accolades as a freshman ... member of AAU squad Houston Defenders.

Personal: Born in Wichita, Kan. ... parents are Brad and Linda ... has one brother, Bo, and one sister, Casey.

2012-13 Season Highs

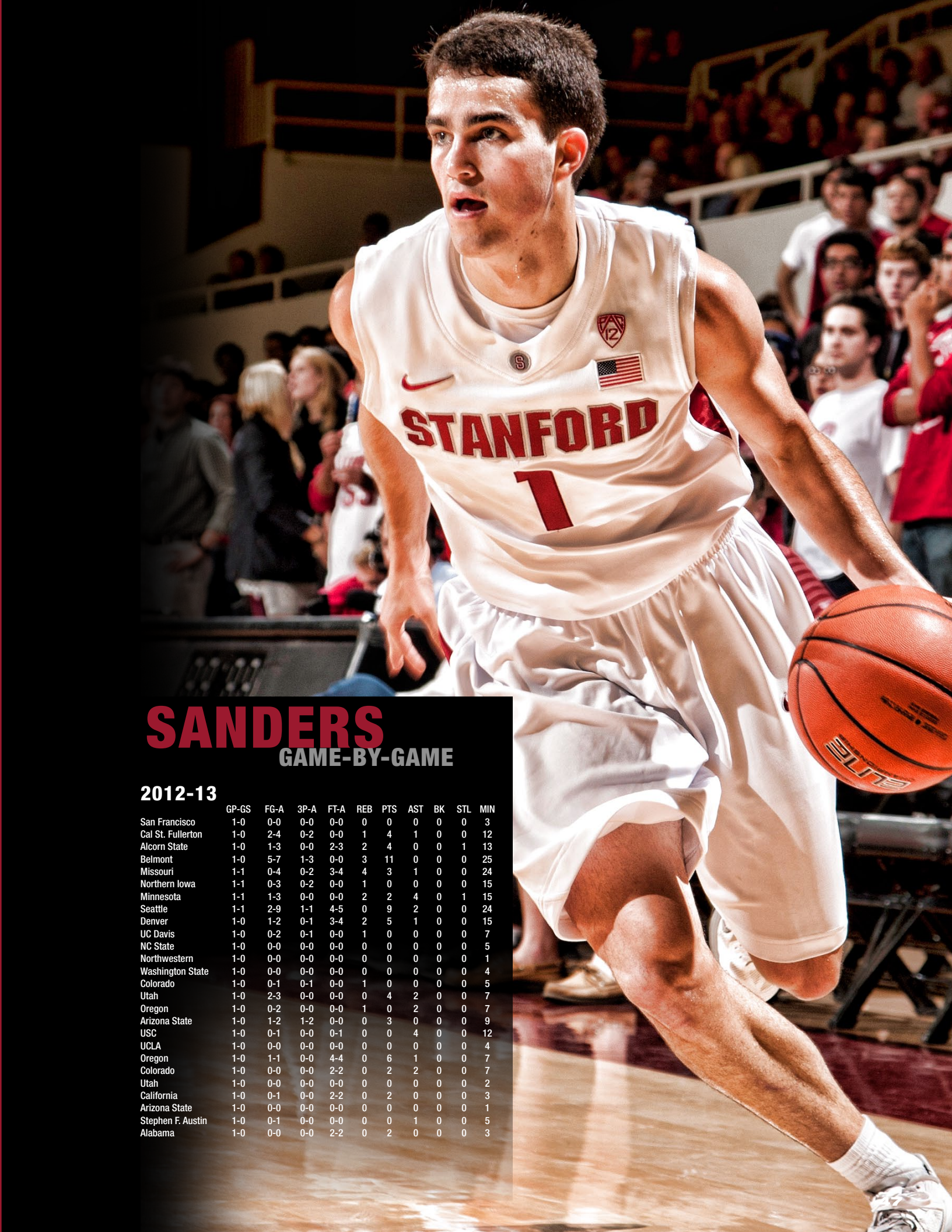
| | |
|---------|---------------------------------------|
| Pts | 11, vs. Belmont (11/18/12) |
| Rebs | 4, vs. Missouri (11/22/12) |
| Assists | 4, 2x, last vs. USC (2/14/13) |
| FG | 5, vs. Belmont (11/18/12) |
| 3-Pts. | 1, 3x, last at Arizona State (2/9/13) |
| FT | 4, 2x, last at Oregon (2/23/13) |
| Steals | 1, 2x, last vs. Minnesota (11/24/12) |
| Blocks | - |
| Mins | 25, vs. Belmont (11/18/12) |

Career Highs

| | |
|---------|---------------------------------------|
| Pts | 11, vs. Belmont (11/18/12) |
| Rebs | 4, vs. Missouri (11/22/12) |
| Assists | 4, 2x, last vs. USC (2/14/13) |
| FG | 5, vs. Belmont (11/18/12) |
| 3-Pts. | 1, 3x, last at Arizona State (2/9/13) |
| FT | 4, 2x, last at Oregon (2/23/13) |
| Steals | 1, 2x, last vs. Minnesota (11/24/12) |
| Blocks | - |
| Mins | 25, vs. Belmont (11/18/12) |

Career Statistics

| Year | G-GS | FG-FGA | Pct. | 3P-3PA | Pct. | FT-FTA | Pct. | Reb. | Avg. | PF-FO | Ast. | TO | Blk. | Stl. | Min./Avg. | Pts. | Avg. |
|---------------|-------------|--------------|-------------|-------------|-------------|--------------|-------------|-----------|------------|-------------|-----------|-----------|----------|----------|----------------|-----------|------------|
| 2012-13 | 26-4 | 16-49 | .327 | 3-15 | .200 | 22-27 | .815 | 18 | 0.7 | 20-0 | 21 | 13 | 0 | 2 | 234/9.0 | 57 | 2.2 |
| Totals | 26-4 | 16-49 | .327 | 3-15 | .200 | 22-27 | .815 | 18 | 0.7 | 20-0 | 21 | 13 | 0 | 2 | 234/9.0 | 57 | 2.2 |



SANDERS

GAME-BY-GAME

2012-13

| | GP-GS | FG-A | 3P-A | FT-A | REB | PTS | AST | BK | STL | MIN |
|-------------------|-------|------|------|------|-----|-----|-----|----|-----|-----|
| San Francisco | 1-0 | 0-0 | 0-0 | 0-0 | 0 | 0 | 0 | 0 | 0 | 3 |
| Cal St. Fullerton | 1-0 | 2-4 | 0-2 | 0-0 | 1 | 4 | 1 | 0 | 0 | 12 |
| Alcorn State | 1-0 | 1-3 | 0-0 | 2-3 | 2 | 4 | 0 | 0 | 1 | 13 |
| Belmont | 1-0 | 5-7 | 1-3 | 0-0 | 3 | 11 | 0 | 0 | 0 | 25 |
| Missouri | 1-1 | 0-4 | 0-2 | 3-4 | 4 | 3 | 1 | 0 | 0 | 24 |
| Northern Iowa | 1-1 | 0-3 | 0-2 | 0-0 | 1 | 0 | 0 | 0 | 0 | 15 |
| Minnesota | 1-1 | 1-3 | 0-0 | 0-0 | 2 | 2 | 4 | 0 | 1 | 15 |
| Seattle | 1-1 | 2-9 | 1-1 | 4-5 | 0 | 9 | 2 | 0 | 0 | 24 |
| Denver | 1-0 | 1-2 | 0-1 | 3-4 | 2 | 5 | 1 | 0 | 0 | 15 |
| UC Davis | 1-0 | 0-2 | 0-1 | 0-0 | 1 | 0 | 0 | 0 | 0 | 7 |
| NC State | 1-0 | 0-0 | 0-0 | 0-0 | 0 | 0 | 0 | 0 | 0 | 5 |
| Northwestern | 1-0 | 0-0 | 0-0 | 0-0 | 0 | 0 | 0 | 0 | 0 | 1 |
| Washington State | 1-0 | 0-0 | 0-0 | 0-0 | 0 | 0 | 0 | 0 | 0 | 4 |
| Colorado | 1-0 | 0-1 | 0-1 | 0-0 | 1 | 0 | 0 | 0 | 0 | 5 |
| Utah | 1-0 | 2-3 | 0-0 | 0-0 | 0 | 4 | 2 | 0 | 0 | 7 |
| Oregon | 1-0 | 0-2 | 0-0 | 0-0 | 1 | 0 | 2 | 0 | 0 | 7 |
| Arizona State | 1-0 | 1-2 | 1-2 | 0-0 | 0 | 3 | 0 | 0 | 0 | 9 |
| USC | 1-0 | 0-1 | 0-0 | 0-1 | 0 | 0 | 4 | 0 | 0 | 12 |
| UCLA | 1-0 | 0-0 | 0-0 | 0-0 | 0 | 0 | 0 | 0 | 0 | 4 |
| Oregon | 1-0 | 1-1 | 0-0 | 4-4 | 0 | 6 | 1 | 0 | 0 | 7 |
| Colorado | 1-0 | 0-0 | 0-0 | 2-2 | 0 | 2 | 2 | 0 | 0 | 7 |
| Utah | 1-0 | 0-0 | 0-0 | 0-0 | 0 | 0 | 0 | 0 | 0 | 2 |
| California | 1-0 | 0-1 | 0-0 | 2-2 | 0 | 2 | 0 | 0 | 0 | 3 |
| Arizona State | 1-0 | 0-0 | 0-0 | 0-0 | 0 | 0 | 0 | 0 | 0 | 1 |
| Stephen F. Austin | 1-0 | 0-1 | 0-0 | 0-0 | 0 | 0 | 1 | 0 | 0 | 5 |
| Alabama | 1-0 | 0-0 | 0-0 | 2-2 | 0 | 2 | 0 | 0 | 0 | 3 |



GRANT VERHOEVEN

CENTER

Sophomore – 6-9 – 245

Hanford, Calif. (Central Valley Christian HS)

Major: Undeclared



2012-13: Appeared in 20 games, all off the bench ... averaged 0.7 points and 0.8 rebounds ... made collegiate debut against CS Fullerton (Nov. 12), playing the final minute ... grabbed two rebounds against Alcorn State (Nov. 15) ... contributed four points and three boards in 13 minutes against Belmont (Nov. 18) ... played season-high 14 minutes against UC Davis (Dec. 15), grabbing two rebounds and making one of two free throws ... against NC State (Dec. 18), scored one bucket and finished with one rebound, one assist and one steal in 10 minutes.

High School: 2012 graduate of Central Valley Christian High School in Visalia, Calif. ... checks in at No. 89 in ESPN's 100 national rankings ... listed No. 21 among centers and No. 80 overall as a four-star recruit by Scout.com ... finished career with 2,598 points, 1,765 rebounds and 570 blocks, ranking first in Central Section history in rebounds and

second in points and blocks ... averaged 27.4 points, 18.3 rebounds, 5.7 blocks and 2.6 steals per game as a senior, while leading team to a 28-3 record and section Division IV championship ... 2012 Fresno Bee Boys Basketball Player of the Year ... posted double-doubles in 77 of his final 78 games ... averaged 22.8 points, 16.9 rebounds and 4.9 blocks per game as a junior ... in his first three seasons, guided the Cavaliers to three Central Sequoia League titles, two Central Section Division V championships (2009, 2010) and a Division IV runner-up finish (2011) ... two-time National Christian Schools Athletic Association All-American ... named Central Sequoia League MVP ... two-time All-State Division IV honoree ... member of the Organized Chaos AAU.

Personal: Born in Hanford, Calif. ... parents are Pete and LuJean ... has one sister, Anneka ... father, Pete, played for four teams during a six-year NBA career.

30

2012-13 Season Highs

| | |
|---------|-----------------------------------|
| Pts | 4, vs. Belmont (11/18/12) |
| Rebs | 3, vs. Belmont (11/18/12) |
| Assists | 1, 3x, last vs. Oregon (1/30/13) |
| FG | 2, vs. Belmont (11/18/12) |
| 3-Pts. | - |
| FT | 1, 4x, last at Colorado (1/24/13) |
| Steals | 1, 2x, last at Utah (1/27/13) |
| Blocks | 1, 2x, last vs. Denver (12/2/12) |
| Mins | 14, vs. UC Davis (12/15/12) |

Career Highs

| | |
|---------|-----------------------------------|
| Pts | 4, vs. Belmont (11/18/12) |
| Rebs | 3, vs. Belmont (11/18/12) |
| Assists | 1, 3x, last vs. Oregon (1/30/13) |
| FG | 2, vs. Belmont (11/18/12) |
| 3-Pts. | - |
| FT | 1, 4x, last at Colorado (1/24/13) |
| Steals | 1, 2x, last at Utah (1/27/13) |
| Blocks | 1, 2x, last vs. Denver (12/2/12) |
| Mins | 14, vs. UC Davis (12/15/12) |

Career Statistics

| Year | G-GS | FG-FGA | Pct. | 3P-3PA | Pct. | FT-FTA | Pct. | Reb. | Avg. | PF-FO | Ast. | TO | Blk. | Stl. | Min./Avg. | Pts. | Avg. |
|---------------|-------------|-------------|-------------|------------|-------------|-------------|-------------|-----------|------------|-------------|----------|----------|----------|----------|----------------|-----------|------------|
| 2012-13 | 20-0 | 5-10 | .500 | 0-0 | .000 | 4-10 | .400 | 16 | 0.8 | 14-0 | 5 | 4 | 3 | 3 | 104/5.2 | 14 | 0.7 |
| Totals | 20-0 | 5-10 | .500 | 0-0 | .000 | 4-10 | .400 | 16 | 0.8 | 14-0 | 5 | 4 | 3 | 3 | 104/5.2 | 14 | 0.7 |



VERHOEVEN

GAME-BY-GAME

2012-13

| | GP-GS | FG-A | 3P-A | FT-A | REB | PTS | AST | BK | STL | MIN |
|---------------------|-------|------|------|------|-----|-----|-----|----|-----|-----|
| Cal State Fullerton | 1-0 | 0-0 | 0-0 | 0-0 | 0 | 0 | 0 | 0 | 0 | 1 |
| Alcorn State | 1-0 | 0-1 | 0-0 | 0-0 | 2 | 0 | 0 | 0 | 0 | 6 |
| Belmont | 1-0 | 2-3 | 0-0 | 0-0 | 3 | 4 | 0 | 0 | 0 | 13 |
| Missouri | 1-0 | 0-0 | 0-0 | 1-2 | 1 | 1 | 1 | 0 | 0 | 8 |
| Northern Iowa | 1-0 | 1-1 | 1-0 | 1-2 | 0 | 3 | 0 | 1 | 0 | 7 |
| Minnesota | 1-0 | 0-0 | 0-0 | 0-0 | 0 | 0 | 0 | 0 | 0 | 2 |
| Seattle | 1-0 | 0-1 | 0-0 | 0-0 | 0 | 0 | 0 | 0 | 0 | 3 |
| Denver | 1-0 | 0-0 | 0-0 | 0-0 | 0 | 0 | 0 | 1 | 0 | 2 |
| UC Davis | 1-0 | 0-1 | 0-0 | 1-2 | 2 | 1 | 0 | 0 | 0 | 14 |
| NC State | 1-0 | 1-1 | 0-0 | 0-0 | 1 | 2 | 1 | 0 | 1 | 10 |
| Lafayette | 1-0 | 0-0 | 0-0 | 0-0 | 2 | 0 | 0 | 0 | 0 | 4 |
| UCLA | 1-0 | 0-0 | 0-0 | 0-0 | 2 | 0 | 0 | 0 | 0 | 9 |
| Colorado | 1-0 | 0-0 | 0-0 | 1-2 | 0 | 1 | 0 | 0 | 0 | 2 |
| Utah | 1-0 | 0-0 | 0-0 | 0-2 | 0 | 0 | 0 | 0 | 1 | 6 |
| Oregon | 1-0 | 1-1 | 0-0 | 0-0 | 1 | 2 | 1 | 0 | 0 | 4 |
| USC | 1-0 | 0-1 | 0-0 | 0-0 | 0 | 0 | 0 | 0 | 0 | 2 |
| Oregon State | 1-0 | 0-0 | 0-0 | 0-0 | 0 | 0 | 0 | 0 | 0 | 1 |
| Oregon | 1-0 | 0-0 | 0-0 | 0-0 | 1 | 0 | 0 | 0 | 0 | 3 |
| Colorado | 1-0 | 0-0 | 0-0 | 0-0 | 0 | 0 | 2 | 1 | 1 | 4 |
| Utah | 1-0 | 0-0 | 0-0 | 0-0 | 1 | 0 | 0 | 0 | 0 | 3 |



MALCOLM ALLEN

GUARD

Freshman – 6-1 – 175

Las Vegas, Nev. (Centennial HS)

Major: Undeclared

3



High School: 2013 graduate of Centennial High School in Las Vegas, Nev. ... listed as the nation's No. 28-ranked point guard by Scout.com ... as a senior, earned first team all-state accolades in addition to being named to the NIAA All-Sunset Region Team and First Team Southwest Division ... 2013 Ball is Life three-point champion ... 2013 Centennial High School Mr. Assist award recipient ... active with Impact Basketball Academy since February 2012 ... co-captain along with twin brother Marcus ... during his junior season, averaged 15.1 points, 3.0 rebounds and 3.8 assists per game on his way to receiving NIAA All-Sunset Region and First Team Northwest Division recognition ... guided Centennial High School to consecutive Northwest titles, helping the Bulldogs compile a 47-9 record during that stretch ... four-year letterwinner ... selected to all-tournament team at 38th annual Holiday Tournament (Elgin High School) ... named first team all-tournament pick at 54th annual Kiwanis Basketball Tournament (Legacy Longhorn

Tournament) in June 2011 ... tabbed all-star player at Dixie State College in June 2011 ... member of the Compton Magic AAU program.

Personal: Born in Phoenix, Ariz. ... parents are Carl and Trina ... twin brother is Marcus ... has one sister, Atoya Collins ... mother, Trina, was a former gymnast at Stanford.

Allen says: "I'm so excited about the opportunity to play at Stanford. It is the best academic school in the nation and I feel fortunate to be able to play basketball while earning such a great degree. I feel very comfortable around the coaching staff and got along well with everyone on the team during my visit. I also feel like I will be able to fully develop as a player. Coach Dawkins was a great competitor during his playing days and I believe he can help take my game to the next level."

Dawkins says: "We have enjoyed getting to know Malcolm and his family from the moment our staff arrived here at Stanford. He attended our camp and left an impression with us for years now. Malcolm is an athletic guard who can play both on and off the ball. He can really score or set up his teammates. Malcolm can have a major impact on the defensive end as well. We are very excited that he will be here with us for the next four years. His mother, Trina Wiggins, is a former Stanford gymnast, so we are excited to officially welcome the entire family."





MARCUS ALLEN

GUARD

Freshman – 6-3 – 190

Las Vegas, Nev. (Centennial HS)

Major: Undeclared

15



High School: 2013 graduate of Centennial High School in Las Vegas, Nev. ... listed as No. 29-ranked shooting guard in ESPN's national rankings ... projected as nation's No. 74 player overall by Scout.com ... as a senior, tabbed first team all-state and MVP of the Sunset Region Southwest Division ... 2013 Gatorade Player of the Year for Nevada ... 2013 Centennial High School Mr. Rebound and Offense award winner ... active with Impact Basketball Academy since February 2012 ... co-captain along with twin brother Malcolm ... during his junior season, averaged 20.0 points, 5.0 rebounds and 3.0 assists per game, resulting in all-state honors and first-team all-conference accolades ... 2012 MVP of Sunset Region Northwest Division ... guided Centennial High School to consecutive Northwest titles, helping the Bulldogs compile a 47-9 record during that stretch ... garnered second-team all-conference honors as a sophomore ... four-year letterwinner ... selected to all-tournament team at 38th annual Holiday Tournament (Elgin High School) in 2012 ... named MVP of the San Bernardino Kiwanis Holiday Tournament in December 2011 ... participated in 2012 Halloween All-Star game ... recognized as top-five player at Pangos All Frosh/Soph West Coast Camp in August 2011 ... tabbed all-star player at Dixie State College in June 2011 ... MVP of President's Day Tarkanian Tournament in February 2011 ... appointed to second team all-conference team for Nevada in February 2011 ... claimed Centennial High School Mr. Defense award in February 2010 ... member of the Compton Magic AAU program.

ment team at 38th annual Holiday Tournament (Elgin High School) in 2012 ... named MVP of the San Bernardino Kiwanis Holiday Tournament in December 2011 ... participated in 2012 Halloween All-Star game ... recognized as top-five player at Pangos All Frosh/Soph West Coast Camp in August 2011 ... tabbed all-star player at Dixie State College in June 2011 ... MVP of President's Day Tarkanian Tournament in February 2011 ... appointed to second team all-conference team for Nevada in February 2011 ... claimed Centennial High School Mr. Defense award in February 2010 ... member of the Compton Magic AAU program.

Personal: Born in Phoenix, Ariz. ... parents are Carl and Trina ... twin brother is Malcolm ... has one sister, Atoya Collins ... mother, Trina, was a former gymnast at Stanford.

Allen says: "You can't beat the combination of academics and athletics at Stanford. I had a great visit and loved everything about the campus. With the style of play and intensity of their practices, it was real easy to imagine myself being a part of this program. Through all my other visits, Coach Dawkins and his staff really stuck out. Player development is very important to me, and I just felt like Coach Dawkins and his staff could advance my game. I got along well with all the guys on my visit. They were really fun to be around, and I could see myself playing with them over the next four years. Really, they're just great people, in general. I liked the way the team interacts with each other off the court."

Dawkins says: "We have enjoyed getting to know Marcus and his family from the moment our staff arrived here at Stanford. He has attended our camp and left an impression with us for years now. Marcus is a talented guard who can score the ball at every level, with the ability to finish around the basket, from the mid-range and from three-point territory. Marcus will add to our athleticism in the backcourt and we are very excited that he will be here with us for the next four years. His mother, Trina Wiggins, is a former Stanford gymnast, so we are excited to officially welcome the entire family."

SCHUYLER RIMMER

CENTER

Freshman – 6-10 – 255
Orlando, Fla. (Boone HS)
Major: Undeclared



High School: 2013 graduate of Boone High School in Orlando, Fla. ... checks in as No. 20-ranked player at his position ... totaled 1,500 points and 1,100 rebounds during his career ... as a senior, averaged 15.0 points, 13.5 rebounds and 4.5 blocks per game ... also in his final season, was named first team all-state, first team all-county, first team all-metro ... McDonald's All-American nominee ... led the Braves to back-to-back metro conference championships ... averaged 16.4 points, 14.0 rebounds and 3.0 blocks per game as a junior while receiving all-state 8A accolades ... two-time All-Central Florida and all-conference honoree ... guided the Braves to their first regional appearance in the postseason in eight years ... member of the Q6 All-Stars AAU team.

Personal: Born in Tampa, Fla. ... parents are Todd and Liz ... has two sisters, Camille and Kerry Grace.

Rimmer says: "At the end of the day, Stanford was the obvious choice for me because I felt like I could develop into the best possible player. Academically, it's obviously a great school. Playing for Coach Dawkins and the staff he has assembled, I feel like I can really develop into a high quality player. When I took my official visit, I was trying to see how I would fit in with the team and how everyone got along with each other. It became apparent the team is a really close-knit group. Everyone is comfortable around each other. That's something I was really looking for during my visits, and I felt that most about Stanford."

Dawkins says: "Schuyler is another young man we have built a relationship with over a longer period of time. He attended our summer camp two years ago and has been a priority ever since. Schuyler is a post player who embraces physicality and recognizes his strengths inside. However, we are excited to continue to grow his game on the perimeter, as well. We believe that he will be a valuable inside-out presence throughout his career. Schuyler comes from a great family and has trained under great coaches. We appreciate that they also recognized the special opportunity we have for him both on and off the court, despite a little distance involved."





SCOTT WOODS

FORWARD

Freshman – 6-10 – 235
Simi Valley, Calif. (Royal HS)
Major: Undeclared

31



High School: 2013 graduate of Royal High School in Simi Valley, Calif. ... helped guide team to back-to-back CIF finalist appearances and a state semifinalist showing in 2013 ... as a senior, was named a First Team All-CIF selection while closing out his career as the county leader in blocked shots ... two-time first team all-league selection ... two-time first team all-county pick ... three-time recipient of First Team All-County Scholar Athlete award ... team MVP during his final season ... school leader in career, season and single-game blocked shots ... member of Young Guns (2010), Team Eleate (2011) and Double Pump Elite (2012) club teams ... versatile athlete who was also a member of the track and field squad, competing in the long jump, high jump and triple jump, where he earned CIF finalist honors.

Personal: Born in Van Nuys, Calif. ... parents are Michael and Sharon ... has one sister, Samantha, and one brother, Kenneth.

2012-13 Final Statistics (all games)

| Record: | Overall | Home | Away | Neutral |
|----------------|---------|------|------|---------|
| All Games | 19-15 | 12-5 | 5-7 | 2-3 |
| Conference | 9-9 | 5-4 | 4-5 | 0-0 |
| Non-Conference | 10-6 | 7-1 | 1-2 | 2-3 |

| # | Player | gp-gs | min | Total | | | 3-Point | | F-Throw | | Rebounds | | | | | | | | | | pts | avg | |
|----------------|--------------------|-------|------|-------|----------|------|---------|------|---------|-------|----------|-----|------|------|-----|----|-----|-----|-----|-----|------|------|--|
| | | | | avg | fg-fga | fg% | 3fg-fga | 3fg% | ft-fa | ft% | off | def | tot | avg | pf | dq | a | to | blk | stl | | | |
| 33 | Powell, Dwight | 34-34 | 1032 | 30.4 | 179-383 | .467 | 15-33 | .455 | 133-167 | .796 | 72 | 213 | 285 | 8.4 | 104 | 3 | 72 | 83 | 39 | 26 | 506 | 14.9 | |
| 05 | Randle, Chasson | 34-33 | 1054 | 31.0 | 156-391 | .399 | 61-170 | .359 | 91-116 | .784 | 23 | 77 | 100 | 2.9 | 99 | 4 | 89 | 78 | 2 | 38 | 464 | 13.6 | |
| 24 | Huestis, Josh | 34-34 | 1092 | 32.1 | 139-302 | .460 | 26-77 | .338 | 54-81 | .667 | 111 | 196 | 307 | 9.0 | 77 | 1 | 30 | 48 | 71 | 26 | 358 | 10.5 | |
| 02 | Bright, Aaron | 30-22 | 906 | 30.2 | 90-259 | .347 | 45-140 | .321 | 54-65 | .831 | 4 | 35 | 39 | 1.3 | 52 | 0 | 103 | 49 | 0 | 14 | 279 | 9.3 | |
| 11 | Brown, Andy | 33-20 | 767 | 23.2 | 82-169 | .485 | 14-40 | .350 | 28-51 | .549 | 40 | 53 | 93 | 2.8 | 52 | 0 | 36 | 34 | 7 | 36 | 206 | 6.2 | |
| 40 | Gage, John | 34-1 | 447 | 13.1 | 63-147 | .429 | 45-101 | .446 | 26-31 | .839 | 25 | 47 | 72 | 2.1 | 48 | 0 | 10 | 20 | 5 | 13 | 197 | 5.8 | |
| 10 | Lemons, Robbie | 22-3 | 226 | 10.3 | 27-63 | .429 | 16-40 | .400 | 4-7 | .571 | 5 | 20 | 25 | 1.1 | 13 | 0 | 9 | 3 | 0 | 6 | 74 | 3.4 | |
| 12 | Allen, Rosco | 33-7 | 391 | 11.8 | 31-90 | .344 | 5-21 | .238 | 37-56 | .661 | 17 | 53 | 70 | 2.1 | 38 | 1 | 16 | 29 | 4 | 19 | 104 | 3.2 | |
| 21 | Brown, Anthony | 4-2 | 70 | 17.5 | 4-20 | .200 | 2-6 | .333 | 2-2 | 1.000 | 1 | 8 | 9 | 2.3 | 7 | 0 | 1 | 5 | 1 | 1 | 12 | 3.0 | |
| 23 | Harris, Gabriel | 31-4 | 329 | 10.6 | 28-69 | .406 | 5-16 | .313 | 17-22 | .773 | 16 | 28 | 44 | 1.4 | 39 | 0 | 16 | 15 | 1 | 15 | 78 | 2.5 | |
| 01 | Sanders, Christian | 26-4 | 234 | 9.0 | 16-49 | .327 | 3-15 | .200 | 22-27 | .815 | 4 | 14 | 18 | 0.7 | 20 | 0 | 21 | 13 | 0 | 2 | 57 | 2.2 | |
| 04 | Nastic, Stefan | 23-6 | 165 | 7.2 | 12-48 | .250 | 0-1 | .000 | 23-31 | .742 | 17 | 26 | 43 | 1.9 | 23 | 0 | 5 | 16 | 4 | 1 | 47 | 2.0 | |
| 30 | Verhoeven, Grant | 20-0 | 104 | 5.2 | 5-10 | .500 | 0-0 | .000 | 4-10 | .400 | 11 | 5 | 16 | 0.8 | 14 | 0 | 5 | 4 | 3 | 3 | 14 | 0.7 | |
| 20 | Morgan, Wade | 3-0 | 8 | 2.7 | 0-2 | .000 | 0-0 | .000 | 1-2 | .500 | 1 | 0 | 1 | 0.3 | 1 | 0 | 0 | 0 | 0 | 0 | 1 | 0.3 | |
| Team | | | | | | | | | | | 50 | 63 | 113 | | 2 | | 5 | | | | | | |
| Total..... | | 34 | 6825 | | 832-2002 | .416 | 237-660 | .359 | 496-668 | .743 | 397 | 838 | 1235 | 36.3 | 589 | 9 | 413 | 402 | 137 | 200 | 2397 | 70.5 | |
| Opponents..... | | 34 | 6825 | | 814-1915 | .425 | 163-489 | .333 | 469-646 | .726 | 334 | 839 | 1173 | 34.5 | 609 | 15 | 372 | 448 | 111 | 189 | 2260 | 66.5 | |

2012-13 Pac-12 Statistics (conference only)

| Record: | Overall | Home | Away | Neutral |
|----------------|---------|------|------|---------|
| All Games | 9-9 | 5-4 | 4-5 | 0-0 |
| Conference | 9-9 | 5-4 | 4-5 | 0-0 |
| Non-Conference | 0-0 | 0-0 | 0-0 | 0-0 |

| # | Player | gp-gs | min | Total | | | 3-Point | | F-Throw | | Rebounds | | | | | | | | | | pts | avg | |
|----------------|--------------------|-------|------|-------|----------|------|---------|------|---------|-------|----------|-----|-----|------|-----|----|-----|-----|-----|-----|------|------|--|
| | | | | avg | fg-fga | fg% | 3fg-fga | 3fg% | ft-fa | ft% | off | def | tot | avg | pf | dq | a | to | blk | stl | | | |
| 33 | Powell, Dwight | 18-18 | 573 | 31.8 | 97-214 | .453 | 9-16 | .563 | 78-99 | .788 | 39 | 120 | 159 | 8.8 | 53 | 1 | 41 | 44 | 20 | 14 | 281 | 15.6 | |
| 05 | Randle, Chasson | 18-17 | 569 | 31.6 | 90-213 | .423 | 43-91 | .473 | 40-55 | .727 | 12 | 46 | 58 | 3.2 | 53 | 2 | 40 | 39 | 1 | 16 | 263 | 14.6 | |
| 24 | Huestis, Josh | 18-18 | 579 | 32.2 | 77-168 | .458 | 13-40 | .325 | 37-51 | .725 | 59 | 112 | 171 | 9.5 | 42 | 0 | 12 | 18 | 29 | 15 | 204 | 11.3 | |
| 02 | Bright, Aaron | 18-15 | 559 | 31.1 | 49-141 | .348 | 25-78 | .321 | 33-41 | .805 | 2 | 17 | 19 | 1.1 | 28 | 0 | 66 | 26 | 0 | 10 | 156 | 8.7 | |
| 11 | Brown, Andy | 18-17 | 466 | 25.9 | 47-99 | .475 | 9-22 | .409 | 14-26 | .538 | 18 | 27 | 45 | 2.5 | 32 | 0 | 20 | 16 | 3 | 19 | 117 | 6.5 | |
| 40 | Gage, John | 18-1 | 259 | 14.4 | 36-84 | .429 | 27-55 | .491 | 18-20 | .900 | 15 | 29 | 44 | 2.4 | 25 | 0 | 4 | 10 | 2 | 7 | 117 | 6.5 | |
| 12 | Allen, Rosco | 18-2 | 224 | 12.4 | 18-48 | .375 | 5-12 | .417 | 15-25 | .600 | 7 | 31 | 38 | 2.1 | 25 | 1 | 6 | 17 | 1 | 12 | 56 | 3.1 | |
| 23 | Harris, Gabriel | 16-1 | 162 | 10.1 | 15-33 | .455 | 3-10 | .300 | 9-12 | .750 | 5 | 12 | 17 | 1.1 | 18 | 0 | 9 | 5 | 0 | 6 | 42 | 2.6 | |
| 01 | Sanders, Christian | 11-0 | 67 | 6.1 | 4-11 | .364 | 1-3 | .333 | 8-9 | .889 | 0 | 2 | 2 | 0.2 | 9 | 0 | 11 | 5 | 0 | 0 | 17 | 1.5 | |
| 10 | Lemons, Robbie | 8-1 | 50 | 6.3 | 4-12 | .333 | 2-6 | .333 | 2-3 | .667 | 0 | 3 | 3 | 0.4 | 4 | 0 | 2 | 0 | 0 | 1 | 12 | 1.5 | |
| 04 | Nastic, Stefan | 10-0 | 53 | 5.3 | 3-14 | .214 | 0-0 | .000 | 9-9 | 1.000 | 5 | 8 | 13 | 1.3 | 7 | 0 | 2 | 6 | 0 | 0 | 15 | 1.5 | |
| 20 | Morgan, Wade | 2-0 | 5 | 2.5 | 0-2 | .000 | 0-0 | .000 | 1-2 | .500 | 1 | 0 | 1 | 0.5 | 1 | 0 | 0 | 0 | 0 | 0 | 1 | 0.5 | |
| 30 | Verhoeven, Grant | 9-0 | 34 | 3.8 | 1-2 | .500 | 0-0 | .000 | 1-4 | .250 | 3 | 2 | 5 | 0.6 | 2 | 0 | 3 | 3 | 1 | 2 | 3 | 0.3 | |
| Team | | | | | | | | | | | 17 | 34 | 51 | | 2 | | 1 | | | | | | |
| Total..... | | 18 | 3600 | | 441-1041 | .424 | 137-333 | .411 | 265-356 | .744 | 183 | 443 | 626 | 34.8 | 301 | 4 | 216 | 190 | 57 | 102 | 1284 | 71.3 | |
| Opponents..... | | 18 | 3600 | | 451-1024 | .440 | 77-231 | .333 | 242-350 | .691 | 179 | 454 | 633 | 35.2 | 319 | 8 | 196 | 217 | 63 | 103 | 1221 | 67.8 | |

2012-13 Individual Game-By-Game (Points-Rebounds-Assists)

| Opponent | Allen | Bright | Brown (11) | Brown (21) | Bullock | Gage | Harris | Huestis | Lemons | Morgan | Nastic | Powell | Randle | Ryan | Sanders | Verhoeven |
|-------------------|--------|--------|------------|------------|---------|--------|--------|---------|--------|--------|--------|---------|--------|------|---------|-----------|
| San Francisco | --- | 7-1-7 | 8-1-1 | 3-2-1 | --- | 3-1-0 | 4-3-0 | 11-9-0 | --- | --- | 3-1-1 | 27-7-2 | 8-0-3 | --- | 0-0-0 | --- |
| CS Fullerton | 0-1-0 | 16-1-4 | 8-4-0 | 0-2-0 | --- | 0-1-0 | 2-3-1 | 9-4-1 | 0-0-0 | --- | 4-3-0 | 14-12-2 | 24-3-2 | --- | 4-1-1 | 0-0-0 |
| Alcorn State | 6-4-1 | 9-1-2 | --- | 7-5-0 | --- | 3-3-0 | 3-2-0 | 18-9-1 | 0-0-0 | --- | 3-4-1 | 6-10-1 | 10-5-3 | --- | 4-2-0 | 0-2-0 |
| Belmont | 5-5-0 | 4-1-2 | 7-3-2 | 2-0-0 | --- | 0-0-0 | 2-0-0 | 4-14-1 | --- | --- | 11-9-0 | 2-0-2 | 10-7-3 | --- | 11-3-0 | 4-3-0 |
| Missouri | 2-1-0 | --- | 0-0-0 | --- | --- | 10-3-0 | 0-0-0 | 7-8-3 | 5-1-1 | --- | 2-1-0 | 18-10-1 | 22-4-3 | --- | 3-4-1 | 1-1-1 |
| Northern Iowa | 1-0-0 | --- | 15-6-2 | --- | --- | 10-5-0 | 2-1-0 | 6-6-0 | 5-3-2 | --- | 1-0-0 | 2-2-1 | 21-5-6 | --- | 0-1-0 | 3-0-0 |
| Minnesota | 0-0-0 | --- | 6-3-3 | --- | --- | 6-3-0 | 0-1-1 | 1-6-1 | 9-1-0 | --- | 4-3-0 | 22-3-2 | 13-1-3 | --- | 2-2-4 | 0-0-0 |
| Seattle | 6-2-1 | --- | 17-7-0 | --- | --- | 2-0-0 | 4-3-2 | 7-7-1 | 0-0-0 | --- | 0-3-0 | 8-13-2 | 15-3-1 | --- | 9-0-2 | 0-0-0 |
| Denver | 5-6-1 | 3-0-0 | 4-2-1 | --- | --- | 2-0-0 | 6-4-0 | 8-10-1 | 0-0-0 | --- | 0-0-0 | 29-5-1 | 9-1-4 | --- | 5-2-1 | 0-0-0 |
| UC Davis | 8-3-1 | 8-2-3 | 5-3-2 | --- | --- | 2-0-0 | 0-1-1 | 14-9-0 | 3-1-1 | 0-0-0 | 2-4-0 | 20-7-0 | 12-4-4 | --- | 0-1-0 | 1-2-0 |
| NC State | 2-0-1 | 16-0-4 | 2-2-1 | --- | --- | 8-5-1 | 0-4-0 | 10-8-2 | 5-1-1 | --- | 0-0-1 | 23-8-4 | 11-2-3 | --- | 0-0-0 | 2-1-1 |
| Northwestern | 2-3-3 | 8-2-3 | 2-5-1 | --- | --- | 12-2-0 | 0-0-1 | 18-12-1 | 12-4-1 | --- | --- | 8-6-2 | 8-0-6 | --- | 0-0-0 | --- |
| Lafayette | 11-4-0 | 8-2-1 | 6-3-1 | --- | --- | 0-0-0 | --- | 8-14-1 | 7-4-1 | --- | --- | 9-11-3 | 16-2-4 | --- | --- | 0-2-0 |
| USC | 2-2-0 | 12-0-5 | 17-5-2 | --- | --- | 8-4-0 | 3-1-0 | 10-12-0 | 3-2-1 | --- | 3-3-1 | 11-5-2 | 0-2-2 | --- | --- | --- |
| UCLA | 4-3-1 | 3-0-1 | 2-2-2 | --- | --- | 10-5-0 | --- | 7-10-0 | 0-1-0 | --- | --- | 17-13-4 | 17-3-0 | --- | --- | 0-2-0 |
| Washington St. | 5-1-1 | 21-2-3 | 7-5-0 | --- | --- | 0-1-0 | --- | 9-7-2 | --- | --- | 4-1-1 | 16-11-3 | 16-2-1 | --- | 0-0-0 | --- |
| Washington | 8-0-0 | 0-1-0 | 8-2-3 | --- | --- | 0-3-0 | 3-1-0 | 6-8-1 | --- | --- | 0-1-0 | 19-5-1 | 16-4-2 | --- | --- | --- |
| California | 6-7-0 | 2-0-2 | 0-4-1 | --- | --- | 14-2-0 | 6-1-3 | 9-12-1 | --- | --- | --- | 17-9-1 | 15-2-1 | --- | --- | --- |
| Colorado | 5-6-0 | 7-0-5 | 2-1-2 | --- | --- | 5-2-0 | 2-0-1 | 6-6-0 | 0-0-0 | --- | 0-0-0 | 11-7-1 | 15-6-0 | --- | 0-1-0 | 1-0-0 |
| Utah | 2-3-0 | 7-2-2 | 7-2-2 | --- | --- | 19-6-1 | 2-0-0 | 13-7-1 | 2-0-1 | 1-1-0 | 2-3-0 | 11-9-5 | 17-8-3 | --- | 4-0-2 | 0-0-0 |
| Oregon | 2-1-0 | 12-0-4 | 9-0-1 | --- | --- | 5-2-1 | 0-0-0 | 14-13-0 | 3-0-0 | --- | 0-1-0 | 12-13-1 | 17-2-3 | --- | 0-1-2 | 2-1-1 |
| Oregon State | 6-0-0 | 6-1-6 | 0-0-2 | --- | --- | 12-2-1 | 7-3-1 | 16-13-4 | --- | --- | --- | 14-4-0 | 20-0-5 | --- | --- | --- |
| Arizona | 2-1-0 | 16-2-2 | 0-2-0 | --- | --- | 3-0-0 | 0-0-1 | 10-10-1 | --- | --- | --- | 24-10-4 | 11-4-3 | --- | --- | --- |
| Arizona State | 1-1-0 | 5-0-6 | 4-4-0 | --- | --- | 11-3-0 | 0-1-1 | 13-12-0 | --- | --- | --- | 22-10-2 | 3-1-4 | --- | 3-0-0 | --- |
| USC | 2-1-0 | 3-0-5 | 4-1-1 | --- | --- | 0-3-1 | 0-0-0 | 22-6-0 | --- | --- | --- | 17-17-0 | 16-3-1 | --- | 0-0-4 | 0-0-0 |
| UCLA | 0-8-0 | 19-2-3 | 9-3-0 | --- | --- | 0-0-0 | 0-0-0 | 11-12-1 | --- | --- | 2-2-0 | 22-8-4 | 17-3-1 | --- | 0-0-0 | --- |
| Oregon State | 2-0-1 | 12-4-6 | 13-1-0 | --- | --- | 6-3-0 | 0-1-0 | 20-11-0 | 2-0-0 | --- | 0-0-0 | 14-11-3 | 13-6-0 | --- | --- | 0-0-0 |
| Oregon | 4-1-1 | 4-1-2 | 3-2-1 | --- | --- | 0-2-0 | 5-1-0 | 12-13-0 | 2-0-0 | --- | 2-0-0 | 16-6-0 | 12-2-3 | --- | 6-0-1 | 0-1-0 |
| Colorado | 3-1-0 | 4-1-6 | 17-8-0 | --- | --- | 5-3-0 | 0-0-0 | 4-9-0 | --- | --- | --- | 12-7-2 | 16-3-1 | --- | 2-0-2 | 0-0-2 |
| Utah | 2-1-2 | 7-1-5 | 7-1-2 | --- | --- | 11-1-0 | 14-7-1 | 4-6-0 | 0-0-0 | 0-0-0 | 2-2-0 | 15-8-4 | 22-4-6 | --- | 0-0-0 | 0-1-0 |
| California | 0-1-0 | 16-2-3 | 8-2-1 | --- | --- | 8-2-0 | 0-1-1 | 18-4-1 | --- | --- | --- | 11-6-4 | 20-3-4 | --- | 2-0-0 | --- |
| Arizona State | 0-2-0 | 27-3-5 | 0-6-2 | --- | --- | 13-2-3 | 3-1-0 | 17-9-2 | 0-0-0 | --- | --- | 23-9-4 | 5-1-1 | --- | 0-0-0 | --- |
| Stephen F. Austin | 0-0-2 | 11-2-3 | 4-2-0 | --- | --- | 3-1-1 | 9-3-1 | 7-3-1 | 6-3-0 | --- | 0-1-0 | 12-15-1 | 6-2-1 | --- | 0-0-1 | --- |
| Alabama | 0-0-0 | 6-5-3 | 5-1-0 | --- | --- | 6-2-1 | 1-1-0 | 9-8-2 | 10-4-0 | --- | 2-1-0 | 2-8-3 | 11-2-2 | --- | 2-0-0 | --- |

2012-13 Starters Game-By-Game

| Opponent | Guard (1) | Guard/Forward (2) | Guard/Forward (3) | Guard/Forward (4) | Forward/Center (5) |
|-------------------|-----------|-------------------|-------------------|-------------------|--------------------|
| San Francisco | Bright | Randle | Ant. Brown | Huestis | Powell |
| CS Fullerton | Bright | Randle | Ant. Brown | Huestis | Powell |
| Alcorn State | Bright | Randle | Huestis | Powell | Nastic |
| Belmont | Bright | Randle | Huestis | Powell | Nastic |
| Missouri | Sanders | Randle | Huestis | Powell | Nastic |
| Northern Iowa | Sanders | Randle | Huestis | Powell | Nastic |
| Minnesota | Sanders | Randle | Huestis | Powell | Nastic |
| Seattle | Sanders | Randle | Huestis | Powell | Nastic |
| Denver | Harris | Randle | Allen | Huestis | Powell |
| UC Davis | Harris | Randle | Allen | Huestis | Powell |
| NC State | Harris | Randle | Allen | Huestis | Powell |
| Northwestern | Randle | Lemons | Allen | Huestis | Powell |
| Lafayette | Randle | Lemons | Allen | Huestis | Powell |
| USC | Randle | Lemons | Allen | Huestis | Powell |
| UCLA | Randle | Andy Brown | Huestis | Gage | Powell |
| Washington State | Randle | Andy Brown | Allen | Huestis | Powell |
| Washington | Bright | Harris | Andy Brown | Huestis | Powell |
| California | Bright | Randle | Andy Brown | Huestis | Powell |
| Colorado | Bright | Randle | Andy Brown | Huestis | Powell |
| Utah | Bright | Randle | Andy Brown | Huestis | Powell |
| Oregon | Bright | Randle | Andy Brown | Huestis | Powell |
| Oregon State | Bright | Randle | Andy Brown | Huestis | Powell |
| Arizona | Bright | Randle | Andy Brown | Huestis | Powell |
| Arizona State | Bright | Randle | Andy Brown | Huestis | Powell |
| USC | Bright | Randle | Andy Brown | Huestis | Powell |
| UCLA | Bright | Randle | Andy Brown | Huestis | Powell |
| Oregon State | Bright | Randle | Andy Brown | Huestis | Powell |
| Oregon | Bright | Randle | Andy Brown | Huestis | Powell |
| Colorado | Bright | Randle | Andy Brown | Huestis | Powell |
| Utah | Bright | Randle | Andy Brown | Huestis | Powell |
| California | Bright | Randle | Andy Brown | Huestis | Powell |
| Arizona State | Bright | Randle | Andy Brown | Huestis | Powell |
| Stephen F. Austin | Bright | Randle | Andy Brown | Huestis | Powell |
| Alabama | Bright | Randle | Andy Brown | Huestis | Powell |

Starting Lineup Combinations (9)

Bright-Randle-Ant. Brown-Huestis-Powell: 2-0
 Sanders-Randle-Huestis-Powell-Nastic: 2-2
 Bright-Randle-Huestis-Powell-Nastic: 1-1
 Harris-Randle-Allen-Huestis-Powell: 2-1
 Randle-Lemons-Allen-Huestis-Powell: 2-1
 Randle-Andy Brown-Huestis-Gage-Powell: 0-1
 Randle-Andy Brown-Allen-Huestis-Powell: 1-0
 Bright-Harris-Andy Brown-Huestis-Powell: 0-1
 Bright-Randle-Andy Brown-Huestis-Powell: 9-8

2012-13 Box Scores

| 1 | | | | | | | | | | | | | | | |
|-------------------------------|----|-----------|-----------|--------------|-----------|-----------|-----------|-----------|-----------|-----------|-----------|-----------|------------|----------|------------|
| Stanford 74, San Francisco 62 | | | | | | | | | | | | | | | |
| Nov. 9, 2012 • Oakland, CA | | | | | | | | | | | | | | | |
| | FG | A | 3P | A | FT | A | REB | PF | TP | A | TO | MIN | | | |
| STANFORD (1-0) | | | | | | | | | | | | | | | |
| 21 Brown, Anthony | F | 1 | 5 | 1 | 2 | 0 | 0 | 2 | 3 | 3 | 1 | 1 | 29 | | |
| 24 Huestis, Josh | F | 4 | 9 | 3 | 3 | 0 | 0 | 9 | 4 | 11 | 0 | 2 | 31 | | |
| 33 Powell, Dwight | F | 9 | 14 | 2 | 3 | 7 | 9 | 7 | 1 | 27 | 2 | 0 | 32 | | |
| 2 Bright, Aaron | G | 2 | 9 | 0 | 3 | 3 | 4 | 1 | 2 | 7 | 7 | 2 | 31 | | |
| 5 Randle, Chasson | G | 3 | 8 | 0 | 2 | 2 | 3 | 0 | 2 | 8 | 3 | 1 | 33 | | |
| 1 Sanders, Christian | | 0 | 0 | 0 | 0 | 0 | 0 | 0 | 1 | 0 | 0 | 0 | 3 | | |
| 4 Nastic, Stefan | | 1 | 1 | 0 | 0 | 1 | 3 | 1 | 1 | 3 | 1 | 0 | 8 | | |
| 11 Brown, Andy | | 3 | 3 | 0 | 0 | 2 | 4 | 1 | 0 | 8 | 1 | 0 | 10 | | |
| 23 Harris, Gabriel | | 2 | 5 | 0 | 1 | 0 | 0 | 3 | 2 | 4 | 0 | 0 | 16 | | |
| 40 Gage, John | | 1 | 1 | 1 | 1 | 0 | 0 | 1 | 3 | 0 | 0 | 0 | 7 | | |
| TEAM TOTALS | | 26 | 55 | 7 | 15 | 15 | 23 | 29 | 18 | 74 | 15 | 6 | 200 | | |
| SAN FRANCISCO (0-1) | | | | | | | | | | | | | | | |
| 25 Dickerson, Cole | F | 4 | 15 | 1 | 5 | 2 | 3 | 19 | 3 | 11 | 1 | 5 | 2 | 37 | |
| 31 Rogers, Frank | F | 1 | 2 | 0 | 0 | 1 | 2 | 8 | 3 | 3 | 0 | 0 | 0 | 23 | |
| 21 Parker, De'End | G | 5 | 15 | 1 | 2 | 2 | 5 | 2 | 2 | 13 | 0 | 4 | 0 | 35 | |
| 32 Derksen, Tim | G | 1 | 2 | 1 | 2 | 0 | 0 | 1 | 1 | 3 | 0 | 2 | 0 | 11 | |
| 45 Doolin, Cody | G | 3 | 9 | 1 | 2 | 1 | 2 | 3 | 3 | 8 | 3 | 3 | 0 | 37 | |
| 1 Gelb, Coltin | | 0 | 0 | 0 | 0 | 0 | 0 | 0 | 0 | 0 | 0 | 0 | 0 | 1 | |
| 3 Christianson, Matt | | 0 | 0 | 0 | 0 | 0 | 0 | 1 | 3 | 0 | 0 | 0 | 0 | 4 | |
| 10 Adams, Chris | | 0 | 3 | 0 | 3 | 0 | 0 | 1 | 1 | 0 | 1 | 0 | 0 | 10 | |
| 12 Holmes, Avry | | 6 | 8 | 3 | 5 | 2 | 2 | 2 | 2 | 17 | 0 | 0 | 0 | 25 | |
| 15 Xu, Tao | | 3 | 4 | 0 | 0 | 1 | 1 | 4 | 4 | 7 | 1 | 0 | 0 | 13 | |
| 23 Tollefsen, Mark | | 0 | 1 | 0 | 1 | 0 | 0 | 0 | 0 | 0 | 0 | 1 | 0 | 4 | |
| TEAM TOTALS | | 23 | 59 | 7 | 20 | 9 | 15 | 45 | 22 | 62 | 6 | 15 | 1 | 3 | 200 |
| | | 1 | 2 | Final | | | | | | | | | | | |
| Stanford | | 32 | 42 | 74 | | | | | | | | | | | |
| San Francisco | | 31 | 31 | 62 | | | | | | | | | | | |

Field Goal Pct.: Stanford 47.3, San Francisco 39.0
3P Field Goal Pct.: Stanford 46.7, San Francisco 35.0
Free Throw Pct.: Stanford 65.2, San Francisco 60.0
Officials: Chris Rastatter, Michael Eggers, Brent Hansel
Technical fouls: Stanford- None. San Francisco- None.
Attendance: 3200

| 2 | | | | | | | | | | | | | | | |
|-------------------------------------|----|-----------|-----------|--------------|-----------|-----------|-----------|-----------|-----------|-----------|-----------|-----------|----------|----------|------------|
| Stanford 81, Cal State Fullerton 68 | | | | | | | | | | | | | | | |
| Nov. 12, 2012 • Stanford, CA | | | | | | | | | | | | | | | |
| | FG | A | 3P | A | FT | A | REB | PF | TP | A | TO | MIN | | | |
| CS FULLERTON (0-1) | | | | | | | | | | | | | | | |
| 00 Horne, Marquis | F | 2 | 3 | 1 | 2 | 1 | 2 | 2 | 5 | 6 | 1 | 2 | 0 | 1 | 17 |
| 3 Yeager, Sammy | F | 6 | 11 | 4 | 6 | 0 | 0 | 9 | 5 | 16 | 0 | 6 | 0 | 32 | |
| 33 Johnson, Deuce | F | 1 | 2 | 0 | 0 | 0 | 0 | 1 | 5 | 2 | 0 | 0 | 0 | 20 | |
| 5 Vaughn, Kwame | G | 4 | 10 | 2 | 3 | 2 | 2 | 5 | 4 | 12 | 3 | 6 | 0 | 2 | 32 |
| 11 Seeley, D.J. | G | 5 | 13 | 1 | 6 | 5 | 7 | 4 | 1 | 16 | 4 | 5 | 0 | 0 | 29 |
| 1 Brandon, Jared | | 4 | 5 | 0 | 1 | 5 | 6 | 2 | 1 | 13 | 0 | 2 | 1 | 0 | 23 |
| 4 Douglas, James | | 0 | 1 | 0 | 0 | 0 | 0 | 1 | 0 | 0 | 0 | 3 | 0 | 1 | 12 |
| 23 Harris, Alex | | 1 | 8 | 1 | 4 | 0 | 0 | 5 | 4 | 3 | 4 | 1 | 0 | 1 | 34 |
| 32 Collins, Chris | | 0 | 0 | 0 | 0 | 0 | 0 | 0 | 0 | 0 | 0 | 0 | 0 | 0 | 1 |
| TEAM TOTALS | | 23 | 53 | 9 | 22 | 13 | 17 | 30 | 25 | 68 | 12 | 25 | 1 | 5 | 200 |
| STANFORD (2-0) | | | | | | | | | | | | | | | |
| 21 Brown, Anthony | F | 0 | 5 | 0 | 1 | 0 | 0 | 2 | 2 | 0 | 0 | 1 | 0 | 0 | 16 |
| 24 Huestis, Josh | F | 4 | 8 | 0 | 2 | 1 | 2 | 4 | 4 | 9 | 1 | 1 | 0 | 0 | 26 |
| 33 Powell, Dwight | F | 5 | 7 | 0 | 0 | 4 | 5 | 12 | 1 | 14 | 2 | 2 | 0 | 0 | 35 |
| 2 Bright, Aaron | G | 5 | 9 | 0 | 2 | 6 | 7 | 1 | 2 | 16 | 4 | 4 | 0 | 1 | 26 |
| 5 Randle, Chasson | G | 8 | 18 | 2 | 5 | 6 | 8 | 3 | 2 | 24 | 2 | 4 | 0 | 1 | 34 |
| 1 Sanders, Christian | | 2 | 4 | 0 | 2 | 0 | 0 | 1 | 2 | 4 | 1 | 0 | 0 | 0 | 12 |
| 4 Nastic, Stefan | | 1 | 3 | 0 | 0 | 2 | 3 | 3 | 2 | 4 | 0 | 0 | 1 | 0 | 12 |
| 10 Lemons, Robbie | | 0 | 0 | 0 | 0 | 0 | 0 | 0 | 0 | 0 | 0 | 0 | 0 | 0 | 1 |
| 11 Brown, Andy | | 3 | 4 | 0 | 0 | 2 | 2 | 4 | 3 | 8 | 0 | 1 | 0 | 5 | 21 |
| 12 Allen, Rosco | | 0 | 0 | 0 | 0 | 0 | 0 | 1 | 0 | 0 | 0 | 1 | 0 | 0 | 5 |
| 23 Harris, Gabriel | | 1 | 5 | 0 | 0 | 0 | 0 | 3 | 1 | 2 | 1 | 1 | 0 | 1 | 8 |
| 30 Verhoeven, Grant | | 0 | 0 | 0 | 0 | 0 | 0 | 0 | 1 | 0 | 0 | 0 | 0 | 0 | 1 |
| 40 Gage, John | | 0 | 1 | 0 | 1 | 0 | 0 | 1 | 0 | 0 | 0 | 0 | 0 | 0 | 3 |
| TEAM TOTALS | | 29 | 64 | 2 | 13 | 21 | 27 | 37 | 20 | 81 | 11 | 15 | 1 | 8 | 200 |
| | | 1 | 2 | Final | | | | | | | | | | | |
| Cal State Fullerton | | 31 | 37 | 68 | | | | | | | | | | | |
| Stanford | | 31 | 50 | 81 | | | | | | | | | | | |

Field Goal Pct.: Cal State Fullerton 43.4, Stanford 45.3
3P Field Goal Pct.: Cal State Fullerton 40.9, Stanford 15.4
Free Throw Pct.: Cal State Fullerton 76.5, Stanford 77.8
Officials: Tommy Nunez, Tom Nally, Jeff Ketchu
Technical fouls: Cal State Fullerton-None. Stanford-None.
Attendance: 4161

| 3 | | | | | | | | | | | | | | | |
|------------------------------|----|-----------|-----------|--------------|-----------|-----------|-----------|-----------|-----------|-----------|----------|-----------|----------|----------|------------|
| Stanford 69, Alcorn State 51 | | | | | | | | | | | | | | | |
| Nov. 15, 2012 • Stanford, CA | | | | | | | | | | | | | | | |
| | FG | A | 3P | A | FT | A | REB | PF | TP | A | TO | MIN | | | |
| ALCORN STATE (1-2) | | | | | | | | | | | | | | | |
| 24 Francis, Ian | F | 2 | 4 | 0 | 0 | 0 | 0 | 4 | 2 | 4 | 1 | 1 | 0 | 2 | 26 |
| 32 Starks, Michael | F | 1 | 2 | 0 | 0 | 1 | 2 | 4 | 1 | 3 | 0 | 1 | 2 | 0 | 11 |
| 21 Raquill, Stephane | C | 1 | 2 | 0 | 0 | 0 | 0 | 1 | 2 | 2 | 0 | 2 | 0 | 0 | 16 |
| 14 Nieves, Anthony | G | 4 | 13 | 1 | 3 | 3 | 4 | 4 | 3 | 12 | 1 | 5 | 1 | 2 | 33 |
| 15 Luckett, LeAntwan | G | 2 | 7 | 0 | 0 | 1 | 2 | 1 | 5 | 5 | 3 | 2 | 0 | 0 | 25 |
| 00 Hunt, Tyrel | | 1 | 1 | 0 | 0 | 0 | 0 | 0 | 0 | 2 | 2 | 0 | 0 | 0 | 14 |
| 3 Evans, Anthony | | 4 | 10 | 1 | 3 | 1 | 2 | 1 | 2 | 10 | 0 | 4 | 0 | 1 | 34 |
| 10 Hampton, Devonte | | 0 | 2 | 0 | 0 | 0 | 0 | 1 | 2 | 0 | 0 | 0 | 1 | 0 | 6 |
| 11 Sanders, Martrevious | | 0 | 2 | 0 | 0 | 0 | 0 | 2 | 0 | 0 | 0 | 2 | 0 | 0 | 8 |
| 23 Nicholas, Josh | | 5 | 6 | 0 | 0 | 1 | 2 | 7 | 3 | 11 | 1 | 2 | 2 | 0 | 22 |
| 30 Hester, Jamaal | | 1 | 2 | 0 | 0 | 0 | 0 | 3 | 1 | 2 | 1 | 0 | 0 | 0 | 5 |
| TEAM TOTAL | | 21 | 51 | 2 | 6 | 7 | 12 | 29 | 21 | 51 | 9 | 20 | 6 | 5 | 200 |
| STANFORD (3-0) | | | | | | | | | | | | | | | |
| 24 Huestis, Josh | F | 8 | 10 | 1 | 2 | 1 | 2 | 9 | 2 | 18 | 1 | 3 | 2 | 1 | 26 |
| 33 Powell, Dwight | F | 2 | 8 | 0 | 1 | 2 | 4 | 10 | 3 | 6 | 1 | 1 | 0 | 2 | 27 |
| 4 Nastic, Stefan | C | 0 | 3 | 0 | 0 | 3 | 4 | 4 | 0 | 3 | 1 | 2 | 0 | 0 | 18 |
| 2 Bright, Aaron | G | 1 | 7 | 0 | 3 | 7 | 8 | 1 | 3 | 9 | 2 | 0 | 0 | 0 | 30 |
| 5 Randle, Chasson | G | 3 | 11 | 0 | 4 | 4 | 5 | 5 | 3 | 10 | 3 | 5 | 0 | 2 | 28 |
| 1 Sanders, Christian | | 1 | 3 | 0 | 0 | 2 | 3 | 2 | 0 | 4 | 0 | 0 | 0 | 1 | 13 |
| 10 Lemons, Robbie | | 0 | 1 | 0 | 0 | 0 | 0 | 0 | 0 | 0 | 0 | 0 | 0 | 0 | 2 |
| 12 Allen, Rosco | | 2 | 4 | 0 | 0 | 2 | 4 | 4 | 0 | 6 | 1 | 1 | 0 | 0 | 12 |
| 21 Brown, Anthony | | 3 | 9 | 1 | 3 | 0 | 0 | 5 | 1 | 7 | 0 | 2 | 1 | 0 | 19 |
| 23 Harris, Gabriel | | 1 | 3 | 1 | 1 | 0 | 0 | 2 | 1 | 3 | 0 | 0 | 0 | 0 | 7 |
| 30 Verhoeven, Grant | | 0 | 1 | 0 | 0 | 0 | 0 | 2 | 1 | 0 | 0 | 1 | 0 | 0 | 6 |
| 40 Gage, John | | 1 | 4 | 1 | 4 | 0 | 0 | 3 | 0 | 3 | 0 | 0 | 0 | 0 | 12 |
| TEAM TOTAL | | 22 | 64 | 4 | 18 | 21 | 30 | 51 | 14 | 69 | 9 | 15 | 3 | 6 | 200 |
| | | 1 | 2 | Final | | | | | | | | | | | |
| Alcorn State | | 21 | 30 | 51 | | | | | | | | | | | |
| Stanford | | 33 | 36 | 69 | | | | | | | | | | | |

Field Goal Pct.: Alcorn State 41.2, Stanford 34.3
3P Field Goal Pct.: Alcorn State 33.3, Stanford 22.2
Free Throw Pct.: Alcorn State 58.3, Stanford 70.0
Officials: Mike Syphers, Rick Batsell, Scott Harris
Technical fouls: Alcorn State- None. Stanford- None.
Attendance: 4028



4 Belmont 70, Stanford 62

Nov. 18, 2012 • Stanford, CA

| BELMONT (3-0) | | FG A | 3P A | FT A | REB | PF | TP | A | TO | BK | ST | MIN | | | | |
|--------------------|--------------------|-----------|-----------|----------|-----------|-----------|-----------|----------|-----------|-----------|-----------|-----------|-----------|----------|----------|------------|
| 2 | Jenkins, Blake | F | 4 | 7 | 0 | 0 | 3 | 4 | 5 | 3 | 11 | 0 | 2 | 1 | 1 | 23 |
| 14 | Mann, JJ | F | 2 | 8 | 1 | 2 | 4 | 4 | 8 | 4 | 9 | 1 | 1 | 0 | 0 | 26 |
| 30 | Noack, Trevor | F | 3 | 10 | 0 | 2 | 4 | 5 | 6 | 2 | 10 | 1 | 2 | 0 | 0 | 30 |
| 3 | Johnson, Kerron | G | 6 | 14 | 0 | 1 | 2 | 3 | 2 | 5 | 14 | 3 | 3 | 0 | 1 | 28 |
| 21 | Clark, Ian | G | 6 | 15 | 3 | 8 | 0 | 0 | 1 | 1 | 15 | 1 | 2 | 1 | 3 | 35 |
| 1 | Laidig, Jeff | G | 0 | 2 | 0 | 2 | 0 | 0 | 0 | 2 | 0 | 0 | 0 | 0 | 0 | 5 |
| 4 | Mobley, Holden | G | 0 | 0 | 0 | 0 | 0 | 0 | 0 | 0 | 0 | 0 | 0 | 0 | 0 | 0+ |
| 22 | Chamberlain, Reece | F | 0 | 3 | 0 | 2 | 0 | 0 | 1 | 3 | 0 | 1 | 1 | 0 | 1 | 16 |
| 23 | Bradshaw, Craig | F | 2 | 6 | 2 | 5 | 0 | 1 | 1 | 2 | 6 | 1 | 1 | 0 | 2 | 15 |
| 24 | Barnes, Adam | F | 0 | 0 | 0 | 0 | 0 | 0 | 1 | 0 | 0 | 1 | 0 | 0 | 0 | 5 |
| 45 | Baker, Brandon | F | 2 | 4 | 0 | 1 | 1 | 2 | 6 | 3 | 5 | 1 | 0 | 0 | 0 | 17 |
| TEAM TOTALS | | 25 | 69 | 6 | 23 | 14 | 19 | 8 | 39 | 25 | 70 | 10 | 12 | 2 | 8 | 200 |

| STANFORD (3-1) | | FG A | 3P A | FT A | REB | PF | TP | A | TO | BK | ST | MIN | | | | |
|--------------------|--------------------|-----------|-----------|----------|-----------|-----------|-----------|-----------|-----------|-----------|-----------|-----------|-----------|----------|------------|----|
| 24 | Huestis, Josh | F | 2 | 6 | 0 | 2 | 0 | 0 | 14 | 1 | 4 | 1 | 3 | 8 | 0 | 37 |
| 33 | Powell, Dwight | F | 0 | 2 | 0 | 1 | 2 | 2 | 0 | 5 | 2 | 2 | 3 | 0 | 0 | 7 |
| 4 | Nastic, Stefan | C | 5 | 10 | 0 | 1 | 1 | 2 | 9 | 1 | 11 | 0 | 1 | 2 | 0 | 21 |
| 2 | Bright, Aaron | G | 1 | 10 | 0 | 4 | 2 | 2 | 1 | 2 | 4 | 2 | 4 | 0 | 0 | 29 |
| 5 | Randle, Chasson | G | 1 | 11 | 0 | 5 | 8 | 11 | 7 | 5 | 10 | 3 | 2 | 0 | 2 | 28 |
| 1 | Sanders, Christian | G | 5 | 7 | 1 | 3 | 0 | 0 | 3 | 1 | 11 | 0 | 0 | 0 | 0 | 25 |
| 11 | Brown, Andy | F | 1 | 2 | 1 | 1 | 4 | 8 | 3 | 2 | 7 | 2 | 1 | 0 | 0 | 14 |
| 12 | Allen, Rosco | F | 0 | 3 | 0 | 1 | 5 | 8 | 5 | 0 | 5 | 0 | 1 | 0 | 0 | 10 |
| 21 | Brown, Anthony | F | 0 | 1 | 0 | 0 | 2 | 2 | 0 | 1 | 2 | 0 | 1 | 0 | 0 | 6 |
| 23 | Harris, Gabriel | F | 1 | 2 | 0 | 0 | 0 | 0 | 0 | 1 | 2 | 0 | 0 | 0 | 0 | 6 |
| 30 | Verhoeven, Grant | F | 2 | 3 | 0 | 0 | 0 | 0 | 3 | 1 | 4 | 0 | 0 | 0 | 0 | 13 |
| 40 | Gage, John | F | 0 | 1 | 0 | 1 | 0 | 0 | 0 | 0 | 0 | 0 | 1 | 0 | 0 | 4 |
| TEAM TOTALS | | 18 | 58 | 2 | 19 | 24 | 35 | 48 | 20 | 62 | 10 | 17 | 10 | 2 | 200 | |

| | 1 | 2 | Final |
|----------|----|----|-------|
| Belmont | 33 | 37 | 70 |
| Stanford | 25 | 37 | 62 |

Field Goal Pct.: Belmont 36.2, Stanford 31.0
3P Field Goal Pct.: Belmont 26.1, Stanford 10.5
Free Throw Pct.: Belmont 73.7, Stanford 68.6
Officials: Kevin Brill, Randy Burkhardt, Daryl Gelinias
Technical fouls: Belmont-None. Stanford-None.
Attendance: 4365

5 No. 13/14 Missouri 78, Stanford 70

Nov. 22, 2012 • Paradise Island, Bahamas

| STANFORD (3-2) | | FG A | 3P A | FT A | REB | PF | TP | A | TO | BK | ST | MIN | | | | |
|--------------------|--------------------|-----------|-----------|----------|-----------|-----------|-----------|-----------|-----------|-----------|-----------|-----------|----------|----------|------------|----|
| 24 | Huestis, Josh | F | 2 | 8 | 0 | 2 | 3 | 4 | 8 | 2 | 7 | 3 | 3 | 2 | 30 | |
| 33 | Powell, Dwight | F | 5 | 9 | 2 | 4 | 6 | 6 | 10 | 4 | 18 | 1 | 5 | 3 | 0 | 34 |
| 4 | Nastic, Stefan | C | 1 | 3 | 0 | 0 | 0 | 0 | 1 | 4 | 2 | 0 | 2 | 0 | 0 | 11 |
| 1 | Sanders, Christian | G | 0 | 4 | 0 | 2 | 3 | 4 | 4 | 2 | 3 | 1 | 2 | 0 | 0 | 24 |
| 5 | Randle, Chasson | G | 7 | 14 | 1 | 6 | 7 | 7 | 4 | 4 | 22 | 3 | 4 | 0 | 3 | 34 |
| 10 | Lemons, Robbie | F | 1 | 5 | 1 | 4 | 2 | 3 | 1 | 0 | 5 | 1 | 0 | 0 | 1 | 18 |
| 11 | Brown, Andy | F | 0 | 1 | 0 | 1 | 0 | 0 | 0 | 1 | 0 | 0 | 0 | 0 | 0 | 7 |
| 12 | Allen, Rosco | F | 1 | 2 | 0 | 0 | 0 | 0 | 1 | 0 | 2 | 0 | 1 | 0 | 0 | 8 |
| 23 | Harris, Gabriel | F | 0 | 0 | 0 | 0 | 0 | 0 | 0 | 2 | 0 | 0 | 0 | 0 | 0 | 4 |
| 30 | Verhoeven, Grant | F | 0 | 0 | 0 | 0 | 1 | 2 | 1 | 1 | 1 | 1 | 0 | 0 | 0 | 8 |
| 40 | Gage, John | F | 4 | 10 | 2 | 7 | 0 | 0 | 3 | 4 | 10 | 0 | 1 | 1 | 1 | 22 |
| TEAM TOTALS | | 21 | 56 | 6 | 26 | 22 | 26 | 39 | 24 | 70 | 10 | 18 | 7 | 7 | 200 | |

| MISSOURI (4-0) | | FG A | 3P A | FT A | REB | PF | TP | A | TO | BK | ST | MIN | | | | |
|--------------------|---------------------|-----------|-----------|----------|-----------|-----------|-----------|-----------|-----------|-----------|-----------|-----------|----------|----------|------------|----|
| 21 | Bowers, Laurence | F | 9 | 15 | 1 | 4 | 0 | 0 | 10 | 2 | 19 | 2 | 0 | 2 | 1 | 30 |
| 42 | Oriakhi, Alex | F | 3 | 5 | 0 | 0 | 7 | 8 | 4 | 3 | 13 | 0 | 1 | 1 | 1 | 27 |
| 1 | Pressey, Phil | G | 5 | 13 | 2 | 4 | 6 | 6 | 5 | 3 | 18 | 8 | 3 | 0 | 4 | 35 |
| 5 | Bell, Keion | G | 2 | 4 | 0 | 0 | 4 | 4 | 4 | 3 | 8 | 1 | 5 | 0 | 0 | 19 |
| 33 | Ross, Earnest | G | 3 | 19 | 0 | 5 | 4 | 5 | 11 | 3 | 10 | 2 | 0 | 0 | 2 | 35 |
| 3 | Criswell, Tony | F | 1 | 3 | 0 | 1 | 0 | 0 | 1 | 1 | 2 | 0 | 0 | 0 | 0 | 12 |
| 14 | Webster-Chan, Negus | F | 1 | 7 | 1 | 5 | 0 | 0 | 1 | 2 | 3 | 0 | 1 | 0 | 0 | 24 |
| 35 | Jankovic, Stefan | F | 0 | 1 | 0 | 0 | 0 | 0 | 0 | 2 | 0 | 0 | 0 | 0 | 0 | 8 |
| 44 | Rosburg, Ryan | F | 2 | 4 | 0 | 0 | 1 | 2 | 2 | 4 | 5 | 0 | 0 | 0 | 0 | 10 |
| TEAM TOTALS | | 26 | 71 | 4 | 19 | 22 | 25 | 43 | 23 | 78 | 13 | 10 | 3 | 8 | 200 | |

| | 1 | 2 | Final |
|----------|----|----|-------|
| Stanford | 34 | 36 | 70 |
| Missouri | 37 | 41 | 78 |

Field Goal Pct.: Stanford 37.5, Missouri 36.6
3P Field Goal Pct.: Stanford 23.1, Missouri 21.1
Free Throw Pct.: Stanford 84.6, Missouri 88.0
Officials: Tom Eades, Mike Roberts, Bo Boroski
Technical fouls: Stanford-None. Missouri-None.
Attendance: 3217

6 Stanford 66, Northern Iowa 50

Nov. 23, 2012 • Paradise Islands, Bahamas

| STANFORD (4-2) | | FG A | 3P A | FT A | REB | PF | TP | A | TO | BK | ST | MIN | | | | |
|--------------------|--------------------|-----------|-----------|----------|-----------|-----------|-----------|-----------|-----------|-----------|-----------|-----------|----------|----------|------------|----|
| 24 | Huestis, Josh | F | 3 | 8 | 0 | 2 | 0 | 0 | 6 | 1 | 6 | 0 | 1 | 1 | 28 | |
| 33 | Powell, Dwight | F | 0 | 3 | 0 | 0 | 2 | 2 | 2 | 4 | 2 | 1 | 2 | 0 | 0 | 17 |
| 4 | Nastic, Stefan | C | 0 | 4 | 0 | 0 | 1 | 2 | 0 | 1 | 1 | 0 | 0 | 0 | 0 | 8 |
| 1 | Sanders, Christian | G | 0 | 3 | 0 | 2 | 0 | 0 | 1 | 1 | 0 | 0 | 0 | 0 | 0 | 15 |
| 5 | Randle, Chasson | G | 7 | 11 | 4 | 6 | 3 | 3 | 5 | 2 | 21 | 6 | 1 | 0 | 3 | 33 |
| 10 | Lemons, Robbie | F | 2 | 5 | 1 | 3 | 0 | 1 | 3 | 3 | 5 | 2 | 0 | 0 | 1 | 26 |
| 11 | Brown, Andy | F | 7 | 12 | 1 | 3 | 0 | 1 | 6 | 2 | 15 | 2 | 2 | 0 | 4 | 29 |
| 12 | Allen, Rosco | F | 0 | 0 | 0 | 0 | 1 | 2 | 0 | 2 | 1 | 0 | 1 | 0 | 0 | 8 |
| 23 | Harris, Gabriel | F | 1 | 1 | 0 | 0 | 0 | 0 | 1 | 2 | 2 | 0 | 2 | 0 | 0 | 5 |
| 30 | Verhoeven, Grant | F | 1 | 1 | 0 | 0 | 1 | 2 | 0 | 1 | 3 | 0 | 0 | 1 | 0 | 7 |
| 40 | Gage, John | F | 3 | 4 | 2 | 3 | 2 | 3 | 5 | 0 | 10 | 0 | 1 | 0 | 0 | 24 |
| TEAM TOTALS | | 24 | 52 | 8 | 19 | 10 | 16 | 31 | 19 | 66 | 11 | 10 | 2 | 9 | 200 | |

| NORTHERN IOWA (3-2) | | FG A | 3P A | FT A | REB | PF | TP | A | TO | BK | ST | MIN | | | | |
|---------------------|-------------------|-----------|-----------|----------|-----------|-----------|-----------|-----------|-----------|-----------|-----------|-----------|----------|----------|------------|----|
| 10 | Tuttle, Seth | F | 1 | 2 | 0 | 0 | 0 | 0 | 2 | 4 | 2 | 1 | 3 | 0 | 0 | 23 |
| 20 | Koch, Jake | F | 3 | 9 | 1 | 5 | 5 | 6 | 2 | 3 | 12 | 1 | 1 | 0 | 0 | 28 |
| 1 | Mitchell, Deon | G | 3 | 6 | 0 | 0 | 3 | 3 | 2 | 1 | 9 | 2 | 4 | 0 | 0 | 27 |
| 23 | Sonnen, Marcy | G | 4 | 9 | 2 | 6 | 0 | 0 | 2 | 1 | 10 | 3 | 1 | 0 | 0 | 34 |
| 52 | James, Anthony | G | 2 | 9 | 1 | 2 | 0 | 0 | 3 | 1 | 5 | 0 | 1 | 0 | 0 | 29 |
| 4 | Rank, Chip | G | 0 | 2 | 0 | 2 | 0 | 0 | 4 | 2 | 0 | 0 | 4 | 0 | 0 | 9 |
| 5 | Bohannon, Matt | F | 1 | 4 | 1 | 4 | 1 | 2 | 2 | 0 | 4 | 0 | 0 | 0 | 0 | 12 |
| 12 | Singleton, Marvin | F | 0 | 0 | 0 | 0 | 1 | 2 | 1 | 1 | 1 | 0 | 0 | 0 | 0 | 1 |
| 14 | Buss, Nate | F | 3 | 4 | 1 | 2 | 0 | 0 | 4 | 1 | 7 | 1 | 2 | 0 | 0 | 18 |
| 21 | Morrison, Matt | F | 0 | 0 | 0 | 0 | 0 | 0 | 0 | 0 | 0 | 0 | 0 | 0 | 0 | 1 |
| 24 | Martino, Max | F | 0 | 2 | 0 | 1 | 0 | 0 | 5 | 3 | 0 | 2 | 0 | 0 | 0 | 17 |
| 33 | Pehl, Austin | F | 0 | 0 | 0 | 0 | 0 | 0 | 0 | 0 | 0 | 0 | 0 | 0 | 0 | 1 |
| TEAM TOTALS | | 17 | 47 | 6 | 22 | 10 | 13 | 31 | 17 | 50 | 10 | 16 | 0 | 0 | 200 | |

| | 1 | 2 | Final |
|---------------|----|----|-------|
| Stanford | 30 | 36 | 66 |
| Northern Iowa | 30 | 20 | 50 |

Field Goal Pct.: Stanford 46.2, Northern Iowa 36.2
3P Field Goal Pct.: Stanford 42.1, Northern Iowa 27.3
Free Throw Pct.: Stanford 62.5, Northern Iowa 76.9
Officials: Tom Eades, Andrew Walton, Darron George
Technical fouls: Stanford-None. Northern Iowa-None.
Attendance: 1462

7 Minnesota 66, Stanford 63

Nov. 24, 2012 • Paradise Islands, Bahamas

| MINNESOTA (6-1) | | FG A | 3P A | FT A | REB | PF | TP | A | TO | BK | ST | MIN | | | | | |
|--------------------|--------------------|-----------|-----------|----------|----------|-----------|-----------|----------|-----------|-----------|-----------|----------|-----------|----------|----------|------------|----|
| 33 | Williams, Rodney | F | 3 | 5 | 0 | 0 | 0 | 6 | 8 | 4 | 3 | 12 | 0 | 2 | 1 | 0 | 27 |
| 55 | Eliason, Elliott | C | 0 | 1 | 0 | 0 | 0 | 0 | 2 | 2 | 0 | 0 | 1 | 1 | 0 | 12 | |
| 1 | Hollins, Andre | G | 1 | 8 | 0 | 2 | 6 | 7 | 3 | 2 | 8 | 2 | 2 | 1 | 0 | 31 | |
| 11 | Coleman, Joe | G | 5 | 8 | 1 | 2 | 0 | 0 | 4 | 0 | 11 | 0 | 4 | 0 | 0 | 33 | |
| 20 | Hollins, Austin | G | 2 | 6 | 1 | 4 | 2 | 4 | 2 | 3 | 7 | 0 | 2 | 1 | 1 | 27 | |
| 00 | Welch, Julian | F | 1 | 2 | 0 | 0 | 0 | 0 | 1 | 0 | 2 | 2 | 0 | 0 | 1 | 15 | |
| 10 | Osenielski, Oto | F | 0 | 1 | 0 | 1 | 1 | 2 | 1 | 0 | 1 | 0 | 0 | 1 | 0 | 5 | |
| 13 | Ahanmisi, Maverick | F | 0 | 0 | 0 | 0 | 5 | 6 | 1 | 2 | 5 | 2 | 3 | 0 | 0 | 9 | |
| 15 | Walker, Maurice | F | 0 | 0 | 0 | 0 | 1 | 2 | 1 | 1 | 1 | 0 | 2 | 0 | 2 | 8 | |
| 30 | Ingram, Andre | F | 0 | 2 | 0 | 0 | 0 | 0 | 1 | 0 | 0 | 0 | 0 | 0 | 0 | 9 | |
| 32 | Mbakwe, Trevor | F | 7 | 10 | 0 | 0 | 5 | 6 | 12 | 3 | 19 | 1 | 1 | 0 | 1 | 24 | |
| TEAM TOTALS | | 19 | 43 | 2 | 9 | 26 | 35 | 4 | 36 | 16 | 66 | 7 | 18 | 5 | 5 | 200 | |

| STANFORD (4-3) | | FG A | 3P A | FT A | REB | PF | TP | A | TO | BK | ST | MIN | | | | |
|----------------|----------------|------|------|------|-----|----|----|---|----|----|----|-----|---|---|-----|----|
| 24 | Huestis, Josh | F | 0 | 7 | 0 | 2 | 1 | 2 | 6 | 5 | 1 | 1 | 2 | 1 | 0 | 32 |
| 33 | Powell, Dwight | F | 7 | 11 | 1 | 1 | 7 | 7 | 3 | 4 | 22 | 2 | 3 | 0 | 0</ | |

8

Stanford 68, Seattle 57

Nov. 28, 2012 • Stanford, CA

| SEATTLE (2-2) | | FG A | 3P A | FT A | REB | PF | TP | A | TO | BK | ST | MIN |
|------------------------|---|-----------|-----------|----------|-----------|-----------|-----------|-----------|-----------|-----------|-----------|-----------|
| 11 Sunderhaus, DeShaun | F | 5 | 13 | 0 | 2 | 2 | 4 | | | | | |
| 12 Trent, Clarence | F | 3 | 12 | 1 | 2 | 0 | 0 | | | | | |
| 13 Green, Louis | C | 4 | 6 | 0 | 0 | 1 | 2 | | | | | |
| 00 Obasi, Prince | G | 6 | 14 | 2 | 2 | 4 | 4 | | | | | |
| 10 Carter, Sterling | G | 1 | 8 | 1 | 4 | 0 | 0 | | | | | |
| 1 Tate, Allen | | 1 | 5 | 0 | 1 | 1 | 2 | | | | | |
| 5 Pickett, D'Vonne Jr. | | 0 | 1 | 0 | 0 | 1 | 2 | | | | | |
| 15 Rasmussen, Chad | | 0 | 2 | 0 | 2 | 2 | 2 | | | | | |
| 24 Crook, Jack | | 1 | 3 | 0 | 0 | 0 | 0 | | | | | |
| TEAM TOTALS | | 21 | 64 | 4 | 13 | 11 | 16 | 45 | 22 | 57 | 14 | 22 |

| STANFORD (5-3) | | FG A | 3P A | FT A | REB | PF | TP | A | TO | BK | ST | MIN |
|----------------------|---|-----------|-----------|----------|-----------|-----------|-----------|-----------|-----------|-----------|----------|-----------|
| 4 Nastic, Stefan | C | 0 | 4 | 0 | 0 | 0 | 0 | | | | | |
| 24 Huestis, Josh | F | 2 | 7 | 1 | 2 | 2 | 2 | | | | | |
| 33 Powell, Dwight | F | 3 | 10 | 0 | 1 | 2 | 3 | | | | | |
| 1 Sanders, Christian | G | 2 | 9 | 1 | 1 | 4 | 5 | | | | | |
| 5 Randle, Chasson | G | 4 | 9 | 0 | 2 | 7 | 8 | | | | | |
| 10 Lemons, Robbie | | 0 | 1 | 0 | 0 | 0 | 0 | | | | | |
| 11 Brown, Andy | | 6 | 9 | 1 | 2 | 4 | 6 | | | | | |
| 12 Allen, Rosco | | 2 | 4 | 0 | 1 | 2 | 2 | | | | | |
| 23 Harris, Gabriel | | 1 | 3 | 0 | 0 | 2 | 2 | | | | | |
| 30 Verhoeven, Grant | | 0 | 1 | 0 | 0 | 0 | 0 | | | | | |
| 40 Gage, John | | 1 | 4 | 0 | 2 | 0 | 0 | | | | | |
| TEAM TOTALS | | 21 | 61 | 3 | 12 | 23 | 28 | 41 | 13 | 68 | 9 | 15 |

| | 1 | 2 | Final |
|----------|----|----|-------|
| Seattle | 30 | 27 | 57 |
| Stanford | 27 | 41 | 68 |

Field Goal Pct.: Seattle 32.8, Stanford 34.4
3P Field Goal Pct.: Seattle 30.8, Stanford 25.0
Free Throw Pct.: Seattle 68.8, Stanford 82.1
Officials: Tony Padilla, Kevin Brill, Jeff Wooten
Technical fouls: Seattle- None. Stanford- None.
Attendance: 4381

10

Stanford 75, UC Davis 52

Dec. 15, 2012 • Stanford, CA

| UC DAVIS (1-6) | | FG A | 3P A | FT A | REB | PF | TP | A | TO | BK | ST | MIN |
|-----------------------|---|-----------|-----------|----------|-----------|-----------|-----------|-----------|-----------|-----------|-----------|-----------|
| 13 Adenrele, J.T. | F | 9 | 14 | 0 | 0 | 5 | 6 | | | | | |
| 3 Hawkins, Corey | G | 3 | 14 | 0 | 3 | 4 | 4 | | | | | |
| 24 Howley, Ryan | G | 0 | 2 | 0 | 1 | 0 | 0 | | | | | |
| 25 Sypkens, Ryan | G | 3 | 8 | 2 | 6 | 0 | 0 | | | | | |
| 32 Mancosola, Paolo | G | 0 | 1 | 0 | 0 | 0 | 0 | | | | | |
| 2 Graham, Darius | | 2 | 3 | 0 | 0 | 1 | 2 | | | | | |
| 11 Betu, Olivier-Paul | | 0 | 0 | 0 | 0 | 0 | 0 | | | | | |
| 15 Les, Tyler | | 0 | 2 | 0 | 2 | 0 | 0 | | | | | |
| 23 Ritchart, Josh | | 2 | 9 | 1 | 4 | 0 | 0 | | | | | |
| 40 Clayton, Spencer | | 0 | 0 | 0 | 0 | 2 | 2 | | | | | |
| TEAM TOTALS | | 19 | 53 | 3 | 16 | 11 | 13 | 30 | 19 | 52 | 12 | 14 |

| STANFORD (7-3) | | FG A | 3P A | FT A | REB | PF | TP | A | TO | BK | ST | MIN |
|----------------------|---|-----------|-----------|----------|-----------|-----------|-----------|-----------|-----------|-----------|-----------|----------|
| 12 Allen, Rosco | F | 1 | 4 | 0 | 2 | 6 | 6 | | | | | |
| 24 Huestis, Josh | F | 5 | 10 | 2 | 3 | 2 | 8 | | | | | |
| 33 Powell, Dwight | F | 8 | 10 | 0 | 1 | 4 | 4 | | | | | |
| 5 Randle, Chasson | G | 4 | 13 | 1 | 9 | 3 | 3 | | | | | |
| 23 Harris, Gabriel | G | 0 | 1 | 0 | 1 | 0 | 0 | | | | | |
| 1 Sanders, Christian | | 0 | 2 | 0 | 1 | 0 | 0 | | | | | |
| 2 Bright, Aaron | | 3 | 13 | 2 | 7 | 0 | 0 | | | | | |
| 4 Nastic, Stefan | | 0 | 2 | 0 | 0 | 2 | 2 | | | | | |
| 10 Lemons, Robbie | | 1 | 2 | 1 | 2 | 0 | 0 | | | | | |
| 11 Brown, Andy | | 2 | 7 | 1 | 3 | 0 | 0 | | | | | |
| 20 Morgan, Wade | | 0 | 0 | 0 | 0 | 0 | 0 | | | | | |
| 30 Verhoeven, Grant | | 0 | 1 | 0 | 0 | 1 | 2 | | | | | |
| 40 Gage, John | | 1 | 2 | 0 | 0 | 0 | 0 | | | | | |
| TEAM TOTALS | | 25 | 67 | 7 | 29 | 18 | 25 | 45 | 18 | 75 | 12 | 9 |

| | 1 | 2 | Final |
|----------|----|----|-------|
| UC Davis | 29 | 23 | 52 |
| Stanford | 40 | 35 | 75 |

Field Goal Pct.: UC Davis 35.8, Stanford 37.3
3P Field Goal Pct.: UC Davis 18.8, Stanford 24.1
Free Throw Pct.: UC Davis 84.6, Stanford 72.0
Officials: Verne Harris, Kurt Walker, Scott Brown
Technical fouls: UC Davis- None. Stanford- None.
Attendance: 4627

9

Stanford 71, Denver 58

Dec. 2, 2012 • Stanford, CA

| DENVER (1-5) | | FG A | 3P A | FT A | REB | PF | TP | A | TO | BK | ST | MIN |
|--------------------|---|-----------|-----------|----------|-----------|-----------|-----------|-----------|-----------|-----------|----------|-----------|
| 20 O'Neale, Royce | F | 3 | 12 | 2 | 6 | 9 | 10 | | | | | |
| 34 Udofia, Chris | F | 4 | 11 | 1 | 2 | 1 | 1 | | | | | |
| 23 Olson, Brett | G | 1 | 2 | 1 | 2 | 0 | 0 | | | | | |
| 30 Griffin, Cam | G | 3 | 4 | 0 | 0 | 4 | 4 | | | | | |
| 32 Hallam, Chase | G | 2 | 5 | 0 | 2 | 2 | 4 | | | | | |
| 3 Love, Jalen | | 4 | 6 | 0 | 1 | 2 | 2 | | | | | |
| 14 Foeman, Blake | | 0 | 2 | 0 | 2 | 0 | 0 | | | | | |
| 13 Engesser, Nate | | 0 | 0 | 0 | 0 | 0 | 0 | | | | | |
| 35 Byrd, Marcus | | 1 | 2 | 0 | 1 | 0 | 0 | | | | | |
| TEAM TOTALS | | 18 | 44 | 4 | 16 | 18 | 21 | 16 | 23 | 58 | 9 | 19 |

| STANFORD (6-3) | | FG A | 3P A | FT A | REB | PF | TP | A | TO | BK | ST | MIN |
|----------------------|---|-----------|-----------|----------|-----------|-----------|-----------|-----------|-----------|-----------|----------|-----------|
| 12 Allen, Rosco | F | 2 | 8 | 0 | 2 | 1 | 1 | | | | | |
| 24 Huestis, Josh | F | 4 | 7 | 0 | 1 | 0 | 0 | | | | | |
| 33 Powell, Dwight | F | 10 | 13 | 0 | 0 | 9 | 11 | | | | | |
| 5 Randle, Chasson | G | 3 | 6 | 1 | 3 | 2 | 2 | | | | | |
| 23 Harris, Gabriel | G | 2 | 3 | 0 | 0 | 2 | 2 | | | | | |
| 1 Sanders, Christian | | 1 | 2 | 0 | 1 | 3 | 4 | | | | | |
| 2 Bright, Aaron | | 1 | 2 | 1 | 2 | 0 | 0 | | | | | |
| 4 Nastic, Stefan | | 0 | 0 | 0 | 0 | 0 | 0 | | | | | |
| 10 Lemons, Robbie | | 0 | 0 | 0 | 0 | 0 | 0 | | | | | |
| 11 Brown, Andy | | 1 | 3 | 0 | 1 | 2 | 2 | | | | | |
| 30 Verhoeven, Grant | | 0 | 0 | 0 | 0 | 0 | 0 | | | | | |
| 40 Gage, John | | 0 | 1 | 0 | 1 | 2 | 2 | | | | | |
| TEAM TOTALS | | 24 | 45 | 2 | 11 | 21 | 24 | 33 | 18 | 71 | 9 | 22 |

| | 1 | 2 | Final |
|----------|----|----|-------|
| Denver | 19 | 39 | 58 |
| Stanford | 35 | 36 | 71 |

Field Goal Pct.: Denver 40.9, Stanford 53.3
3P Field Goal Pct.: Denver 25.0, Stanford 18.2
Free Throw Pct.: Denver 85.7, Stanford 87.5
Officials: Michael Greenstein, Glen Mayberry, Tom Nally
Technical fouls: Denver- None. Stanford- None.
Attendance: 4340

11

NC State 88, Stanford 79

Dec. 18, 2012 • Raleigh, NC

| STANFORD (7-4) | | FG A | 3P A | FT A | REB | PF | TP | A | TO | BK | ST | MIN |
|----------------------|---|-----------|-----------|----------|-----------|----------|----------|-----------|-----------|-----------|-----------|----------|
| 5 Randle, Chasson | G | 5 | 15 | 0 | 5 | 1 | 2 | | | | | |
| 23 Harris, Gabriel | G | 0 | 1 | 0 | 0 | 0 | 0 | | | | | |
| 12 Allen, Rosco | F | 1 | 2 | 0 | 0 | 0 | 0 | | | | | |
| 24 Huestis, Josh | F | 5 | 10 | 0 | 1 | 0 | 0 | | | | | |
| 33 Powell, Dwight | F | 10 | 21 | 0 | 2 | 3 | 4 | | | | | |
| 1 Sanders, Christian | | 0 | 0 | 0 | 0 | 0 | 0 | | | | | |
| 2 Bright, Aaron | | 6 | 9 | 4 | 7 | 0 | 0 | | | | | |
| 4 Nastic, Stefan | | 0 | 1 | 0 | 0 | 0 | 0 | | | | | |
| 10 Lemons, Robbie | | 2 | 4 | 1 | 3 | 0 | 0 | | | | | |
| 11 Brown, Andy | | 1 | 4 | 0 | 2 | 0 | 0 | | | | | |
| 30 Verhoeven, Grant | | 1 | 1 | 0 | 0 | 0 | 0 | | | | | |
| 40 Gage, John | | 3 | 7 | 2 | 5 | 0 | 0 | | | | | |
| TEAM TOTALS | | 34 | 75 | 7 | 25 | 4 | 6 | 35 | 21 | 79 | 19 | 6 |

| NC STATE (8-2) | | FG A | 3P A | FT A | REB | PF | TP | A | TO | BK | ST | MIN |
|-----------------------|---|-----------|-----------|----------|-----------|-----------|-----------|-----------|-----------|-----------|-----------|-----------|
| 00 Purvis, Rodney | F | 3 | 7 | 0 | 1 | 0 | 2 | | | | | |
| 1 Howell, Richard | F | 6 | 8 | 0 | 0 | 5 | 10 | | | | | |
| 2 Brown, Lorenzo | G | 9 | 15 | 0 | 3 | 6 | 6 | | | | | |
| 5 Leslie, C.J. | F | 6 | 10 | 0 | 1 | 4 | 5 | | | | | |
| 15 Wood, Scott | G | 5 | 10 | 5 | 10 | 2 | 2 | | | | | |
| 12 Lewis, Tyler | | 1 | 2 | 0 | 0 | 2 | 2 | | | | | |
| 14 Vandenberg, Jordan | | 0 | 1 | 0 | 0 | 0 | 0 | | | | | |
| 24 Warren, T.J. | | 2 | 4 | 0 | 0 | 0 | 0 | | | | | |
| TEAM TOTALS | | 32 | 57 | 5 | 15 | 19 | 27 | 37 | 12 | 88 | 12 | 10 |

| | 1 | 2 | Final |
|----------|----|----|-------|
| Stanford | 38 | 41 | 79 |
| NC State | 43 | 45 | 88 |

Field Goal Pct.: Stanford 45.3, NC State 56.1
3P Field Goal Pct.: Stanford 28.0, NC State 33.3
Free Throw Pct.: Stanford 66.7, NC State 70.4
Officials: Joe DeRosa, Chris Rastatter, Jeff Wooten
Technical fouls: Stanford- None. NC State- None.
Attendance: 15772

12 Stanford 70, Northwestern 68

Dec. 21, 2012 • Evanston, IL

| STANFORD (8-4) | | FG A | 3P A | FT A | REB | PF | TP | A | TO | BK | ST | MIN | |
|--------------------|--------------------|------|--------------|--------------|-------------|-----------|-----------|-----------|-----------|-----------|----------|----------|------------|
| 12 | Allen, Rosco | F | 1 4 | 0 1 | 0 0 | 3 | 1 | 2 | 3 | 0 | 2 | 25 | |
| 24 | Huestis, Josh | F | 6 12 | 2 4 | 4 6 | 12 | 2 | 18 | 1 | 3 | 1 | 0 | 35 |
| 33 | Powell, Dwight | F | 4 12 | 0 0 | 0 1 | 6 | 4 | 8 | 2 | 3 | 4 | 0 | 28 |
| 10 | Lemons, Robbie | G | 4 9 | 4 8 | 0 0 | 4 | 0 | 12 | 1 | 0 | 0 | 0 | 22 |
| 5 | Randle, Chasson | G | 3 5 | 1 2 | 1 1 | 0 | 3 | 8 | 6 | 3 | 0 | 1 | 27 |
| 1 | Sanders, Christian | | 0 0 | 0 0 | 0 0 | 0 | 0 | 0 | 0 | 1 | 0 | 0 | 1 |
| 11 | Brown, Andy | | 1 1 | 0 0 | 0 2 | 5 | 4 | 2 | 1 | 1 | 0 | 0 | 16 |
| 2 | Bright, Aaron | | 3 8 | 2 6 | 0 0 | 2 | 3 | 8 | 3 | 2 | 0 | 1 | 30 |
| 23 | Harris, Gabriel | | 0 0 | 0 0 | 0 0 | 0 | 0 | 0 | 1 | 0 | 0 | 0 | 1 |
| 40 | Gage, John | | 3 5 | 2 3 | 4 4 | 2 | 2 | 12 | 0 | 0 | 0 | 0 | 15 |
| TEAM TOTALS | | | 25 56 | 11 24 | 9 14 | 37 | 19 | 70 | 18 | 14 | 7 | 2 | 200 |

| NORTHWESTERN (8-4) | | FG A | 3P A | FT A | REB | PF | TP | A | TO | BK | ST | MIN | |
|--------------------|-------------------|------|--------------|-------------|--------------|-----------|-----------|-----------|-----------|----------|----------|----------|------------|
| 12 | Swoopshire, Jared | F | 2 6 | 0 2 | 2 3 | 7 | 1 | 6 | 5 | 3 | 0 | 1 | 37 |
| 13 | Abrahamson, Kale | F | 0 0 | 0 0 | 0 0 | 0 | 0 | 0 | 1 | 0 | 0 | 0 | 7 |
| 22 | Olah, Alex | C | 6 12 | 0 0 | 4 6 | 5 | 0 | 16 | 1 | 1 | 2 | 1 | 26 |
| 11 | Hearn, Reggie | G | 6 10 | 1 2 | 5 6 | 7 | 2 | 18 | 1 | 0 | 0 | 2 | 23 |
| 3 | Sobolewski, Dave | G | 0 6 | 0 2 | 1 2 | 2 | 4 | 1 | 3 | 1 | 1 | 0 | 39 |
| 10 | Turner, Mike | | 1 3 | 1 1 | 0 0 | 1 | 2 | 3 | 0 | 2 | 0 | 0 | 15 |
| 14 | Demps, Tre | | 5 11 | 2 3 | 0 0 | 1 | 0 | 12 | 0 | 0 | 0 | 0 | 14 |
| 34 | Lumpkin, Sanjay | | 1 2 | 0 0 | 0 0 | 2 | 1 | 2 | 0 | 0 | 0 | 0 | 10 |
| 4 | Marcotullio, Alex | | 3 6 | 1 3 | 3 3 | 1 | 4 | 10 | 3 | 0 | 0 | 3 | 29 |
| TEAM TOTALS | | | 24 56 | 5 13 | 15 20 | 29 | 14 | 68 | 14 | 7 | 3 | 7 | 200 |

| | 1 | 2 | Final |
|--------------|----|----|-------|
| Stanford | 35 | 35 | 70 |
| Northwestern | 31 | 37 | 68 |

Field Goal Pct.: Stanford 44.6, Northwestern 42.9
3P Field Goal Pct.: Stanford 45.8, Northwestern 38.5
Free Throw Pct.: Stanford 64.3, Northwestern 75.0
Officials: Ted Valentine, Mike Sanzere, John Higgins
Technical fouls: Stanford- None. Northwestern- None.
Attendance: 6718

13 Stanford 65, Lafayette 59

Dec. 29, 2012 • Stanford, CA

| LAFAYETTE (5-10) | | FG A | 3P A | FT A | REB | PF | TP | A | TO | BK | ST | MIN | |
|--------------------|--------------------|------|--------------|--------------|------------|-----------|-----------|-----------|-----------|-----------|----------|----------|------------|
| 20 | Trist, Dan | F | 4 16 | 0 0 | 1 2 | 2 | 2 | 9 | 3 | 1 | 0 | 0 | 30 |
| 24 | Giese, Levi | F | 3 7 | 1 5 | 0 0 | 4 | 4 | 7 | 0 | 1 | 1 | 0 | 26 |
| 3 | Johnson, Tony | G | 2 9 | 0 1 | 0 0 | 5 | 1 | 4 | 5 | 2 | 0 | 1 | 34 |
| 5 | Ptasinski, Joey | G | 6 11 | 5 6 | 0 0 | 4 | 1 | 17 | 2 | 0 | 0 | 2 | 33 |
| 23 | Smith, Les | G | 0 1 | 0 0 | 0 0 | 1 | 0 | 0 | 1 | 2 | 0 | 1 | 12 |
| 12 | Hinrichs, Seth | | 5 8 | 4 6 | 2 2 | 3 | 1 | 16 | 2 | 2 | 0 | 0 | 28 |
| 14 | Scott, Bryce | | 1 2 | 1 1 | 1 2 | 1 | 2 | 4 | 0 | 1 | 0 | 0 | 17 |
| 21 | Rufer, Zach | | 0 0 | 0 0 | 0 0 | 1 | 0 | 0 | 0 | 0 | 0 | 0 | 2 |
| 22 | Flannigan, Alan | | 0 1 | 0 0 | 2 2 | 3 | 1 | 2 | 0 | 1 | 0 | 1 | 16 |
| 34 | Freeland, Ben | | 0 0 | 0 0 | 0 0 | 0 | 0 | 0 | 0 | 0 | 0 | 0 | 1 |
| 54 | Musters, Nathaniel | | 0 0 | 0 0 | 0 0 | 0 | 0 | 0 | 0 | 0 | 0 | 0 | 1 |
| TEAM TOTALS | | | 21 55 | 11 19 | 6 8 | 26 | 12 | 59 | 13 | 10 | 1 | 5 | 200 |

| STANFORD (9-4) | | FG A | 3P A | FT A | REB | PF | TP | A | TO | BK | ST | MIN | |
|--------------------|------------------|------|--------------|-------------|--------------|-----------|-----------|-----------|-----------|-----------|----------|----------|------------|
| 24 | Huestis, Josh | F | 4 7 | 0 2 | 0 0 | 14 | 1 | 8 | 1 | 1 | 3 | 0 | 38 |
| 33 | Powell, Dwight | F | 4 12 | 0 0 | 1 2 | 11 | 2 | 9 | 3 | 3 | 1 | 3 | 34 |
| 5 | Randle, Chasson | G | 6 10 | 2 5 | 2 2 | 2 | 1 | 16 | 4 | 3 | 0 | 0 | 32 |
| 10 | Lemons, Robbie | G | 3 7 | 1 5 | 0 0 | 4 | 2 | 7 | 1 | 0 | 0 | 1 | 24 |
| 12 | Allen, Rosco | G | 3 6 | 0 1 | 5 8 | 4 | 4 | 11 | 0 | 1 | 0 | 3 | 20 |
| 2 | Bright, Aaron | | 3 10 | 0 4 | 2 2 | 2 | 0 | 8 | 1 | 2 | 0 | 0 | 24 |
| 11 | Brown, Andy | | 3 9 | 0 2 | 0 0 | 3 | 0 | 6 | 1 | 2 | 0 | 1 | 20 |
| 30 | Verhoeven, Grant | | 0 0 | 0 0 | 0 0 | 2 | 0 | 0 | 0 | 0 | 0 | 0 | 4 |
| 40 | Gage, John | | 0 0 | 0 0 | 0 2 | 0 | 0 | 0 | 0 | 1 | 0 | 0 | 4 |
| TEAM TOTALS | | | 26 61 | 3 19 | 10 16 | 46 | 10 | 65 | 11 | 13 | 4 | 8 | 200 |

| | 1 | 2 | Final |
|-----------|----|----|-------|
| Lafayette | 24 | 35 | 59 |
| Stanford | 32 | 33 | 65 |

Field Goal Pct.: Lafayette 38.2, Stanford 42.6
3P Field Goal Pct.: Lafayette 57.9, Stanford 15.8
Free Throw Pct.: Lafayette 75.0, Stanford 62.5
Officials: Michael Eggers, Brett Nansel, Quinton Reece
Technical fouls: Lafayette- None. Stanford- None.
Attendance: 4941

14 USC 71, Stanford 69

Jan. 3, 2013 • Los Angeles, CA

| STANFORD (9-5) | | FG A | 3P A | FT A | REB | PF | TP | A | TO | BK | ST | MIN | |
|--------------------|-----------------|------|--------------|-------------|--------------|-----------|-----------|-----------|-----------|-----------|----------|----------|------------|
| 12 | Allen, Rosco | F | 0 1 | 0 0 | 2 4 | 2 | 1 | 2 | 0 | 1 | 0 | 1 | 13 |
| 24 | Huestis, Josh | F | 3 8 | 1 3 | 3 5 | 12 | 3 | 10 | 0 | 1 | 2 | 0 | 31 |
| 33 | Powell, Dwight | F | 5 15 | 1 1 | 0 3 | 5 | 4 | 11 | 2 | 1 | 0 | 0 | 23 |
| 5 | Randle, Chasson | G | 0 6 | 0 1 | 0 0 | 2 | 2 | 0 | 2 | 3 | 0 | 0 | 15 |
| 10 | Lemons, Robbie | G | 1 4 | 1 2 | 0 0 | 2 | 0 | 3 | 1 | 0 | 0 | 0 | 16 |
| 2 | Bright, Aaron | | 3 10 | 0 5 | 6 6 | 0 | 1 | 12 | 5 | 0 | 0 | 0 | 31 |
| 4 | Nastic, Stefan | | 1 3 | 0 0 | 1 1 | 3 | 1 | 3 | 1 | 3 | 0 | 0 | 11 |
| 11 | Brown, Andy | | 7 9 | 3 4 | 0 2 | 5 | 1 | 17 | 2 | 1 | 0 | 0 | 29 |
| 23 | Harris, Gabriel | | 1 1 | 1 1 | 0 0 | 1 | 2 | 3 | 0 | 1 | 0 | 0 | 13 |
| 40 | Gage, John | | 2 2 | 2 2 | 2 2 | 4 | 3 | 8 | 0 | 2 | 0 | 1 | 18 |
| TEAM TOTALS | | | 23 59 | 9 19 | 14 23 | 36 | 18 | 69 | 13 | 13 | 2 | 3 | 200 |

| USC (6-8) | | FG A | 3P A | FT A | REB | PF | TP | A | TO | BK | ST | MIN | |
|--------------------|-----------------|------|--------------|-------------|--------------|-----------|-----------|-----------|----------|-----------|----------|----------|------------|
| 14 | Dedmon, Dewayne | F | 3 5 | 0 0 | 5 6 | 4 | 5 | 11 | 0 | 2 | 0 | 1 | 11 |
| 21 | Fuller, Aaron | F | 3 4 | 0 0 | 0 0 | 3 | 3 | 6 | 0 | 1 | 1 | 1 | 28 |
| 34 | Wise, Eric | F | 5 10 | 2 3 | 2 2 | 4 | 4 | 14 | 2 | 1 | 1 | 0 | 32 |
| 1 | Fontan, Jio | G | 5 12 | 1 5 | 4 5 | 1 | 1 | 15 | 4 | 1 | 1 | 1 | 35 |
| 22 | Wesley, Byron | G | 2 6 | 1 1 | 0 0 | 5 | 1 | 5 | 2 | 2 | 0 | 2 | 25 |
| 13 | Bryan, Chass | | 5 6 | 0 0 | 0 0 | 3 | 4 | 10 | 1 | 1 | 0 | 0 | 24 |
| 15 | Taylor, Brendyn | | 1 2 | 0 0 | 0 0 | 2 | 0 | 2 | 0 | 0 | 0 | 0 | 10 |
| 20 | Terrell, J.T. | | 1 3 | 0 1 | 0 0 | 1 | 0 | 2 | 0 | 3 | 0 | 1 | 8 |
| 31 | Blasczyk, James | | 0 1 | 0 0 | 0 0 | 0 | 1 | 0 | 0 | 0 | 0 | 0 | 4 |
| 55 | Oraby, Omar | | 2 4 | 0 0 | 2 7 | 7 | 3 | 6 | 0 | 1 | 3 | 0 | 23 |
| TEAM TOTALS | | | 27 53 | 4 10 | 13 20 | 33 | 22 | 71 | 9 | 12 | 6 | 6 | 200 |

| | 1 | 2 | Final |
|----------|----|----|-------|
| Stanford | 42 | 27 | 69 |
| USC | 33 | 38 | 71 |

Field Goal Pct.: Stanford 39.0, USC 50.9
3P Field Goal Pct.: Stanford 47.4, USC 40.0
Free Throw Pct.: Stanford 60.9, USC 65.0
Officials: Chris Rastatter, Mike Scyphers, Glen Mayberry
Technical fouls: USC- None. Stanford- None.
Attendance: 3026

15 UCLA 68, Stanford 60

Jan. 5, 2013 • Los Angeles, CA

| STANFORD (9-6) | | FG A | 3P A | FT A | REB | PF | TP | A | TO | BK | ST | MIN | |
|--------------------|------------------|------|--------------|-------------|-------------|-----------|-----------|-----------|----------|-----------|----------|----------|------------|
| 11 | Brown, Andy | F | 1 8 | 0 1 | 0 0 | 2 | 3 | 2 | 2 | 0 | 0 | 2 | 32 |
| 24 | Huestis, Josh | F | 3 11 | 1 3 | 0 0 | 10 | 4 | 7 | 0 | 0 | 0 | 0 | 35 |
| 33 | Powell, Dwight | F | 5 10 | 1 2 | 6 9 | 13 | 2 | 17 | 4 | 7 | 1 | 2 | 38 |
| 40 | Gage, John | C | 3 7 | 2 5 | 2 2 | 5 | 1 | 10 | 0 | 1 | 0 | 1 | 27 |
| 5 | Randle, Chasson | G | 7 19 | 2 5 | 1 4 | 3 | 4 | 17 | 0 | 1 | 0 | 2 | 28 |
| 2 | Bright, Aaron | | 1 4 | 1 2 | 0 0 | 0 | 1 | 3 | 1 | 1 | 0 | 0 | 14 |
| 10 | Lemons, Robbie | | 0 0 | 0 0 | 0 1 | 1 | 0 | 0 | 0 | 0 | 0 | 0 | 4 |
| 12 | Allen, Rosco | | 2 5 | 0 1 | 0 0 | 3 | 5 | 4 | 1 | 2 | 0 | 1 | 13 |
| 30 | Verhoeven, Grant | | 0 0 | 0 0 | 0 0 | 2 | 0 | 0 | 0 | 2 | 0 | 0 | 9 |
| TEAM TOTALS | | | 22 64 | 7 19 | 9 16 | 42 | 21 | 60 | 8 | 14 | 1 | 8 | 200 |

| UCLA (12-3) | | FG A | 3P A | FT A | REB | PF | TP | A | TO | BK | ST | MIN | |
|--------------------|-------------------|------|--------------|------------|--------------|-----------|-----------|-----------|-----------|-----------|----------|-----------|------------|
| 15 | Muhammad, Shabazz | F | 6 12 | 1 2 | 10 13 | 10 | 3 | 23 | 1 | 3 | 0 | 0 | 31 |
| 24 | Wear, Travis | F | 4 8 | 0 0 | 3 4 | 3 | 2 | 11 | 0 | 1 | 1 | 0 | 33 |
| 3 | Adams, Jordan | G | 3 8 | 0 0 | 6 10 | 3 | 1 | 12 | 1 | 3 | 1 | 7 | 27 |
| 5 | Anderson, Kyle | G | 2 8 | 0 1 | 1 2 | 12 | 1 | 5 | 3 | 3 | 0 | 0 | 30 |
| 10 | Drew II, Larry | G | 2 4 | 0 1 | 1 2 | 4 | 4 | 5 | 7 | 1 | 0 | 3 | 37 |
| 4 | Powell, Norman | | 1 2 | 0 1 | 2 2 | 4 | 1 | 4 | 0 | 3 | 1 | 2 | 23 |
| 12 | Wear, David | | 3 8 | 2 3 | 0 0 | 2 | 3 | 8 | 0 | 0 | 0 | 0 | 17 |
| 23 | Parker, Tony | | 0 1 | 0 0 | 0 0 | 0 | 1 | 0 | 0 | 0 | 0 | 0 | 2 |
| TEAM TOTALS | | | 21 51 | 3 8 | 23 33 | 40 | 16 | 68 | 12 | 14 | 3 | 12 | 200 |

| | 1 | 2 | Final |
|----------|----|----|-------|
| Stanford | 22 | 38 | 60 |
| UCLA | 30 | 38 | 68 |

Field Goal Pct.: Stanford 34.4, UCLA 41.2
3P Field Goal Pct.: Stanford 36.8, UCLA 37.5
Free Throw Pct.: Stanford 56.3, UCLA 69.7
Officials: Verne Harris, Tom Nally, Jeff Wooten
Technical fouls: Stanford- TEAM, Gage. UCLA- None.
Attendance: 10266

16

Stanford 78, Washington State 67

Jan. 9, 2013 • Stanford, CA

| WASHINGTON STATE (9-6) | | FG A | 3P A | FT A | REB | PF | TP | A | TO | BK | ST | MIN | |
|------------------------|----------------------|------|--------------|-------------|--------------|------------|-----------|-----------|-----------|-----------|-----------|--------------|------------|
| 12 | Motum, Brock | F | 11 24 | 4 7 | 3 4 | 2 | 2 | 29 | 2 | 0 | 0 | 35 | |
| 23 | Shelton, D.J. | F | 2 4 | 2 2 | 0 0 | 4 | 1 | 6 | 0 | 2 | 0 | 1 33 | |
| 2 | Ladd, Mike | G | 6 15 | 1 2 | 2 2 | 4 | 5 | 15 | 3 | 1 | 0 | 1 28 | |
| 3 | Lacy, DaVonte | G | 1 8 | 0 3 | 1 3 | 2 | 1 | 3 | 2 | 0 | 0 | 1 27 | |
| 5 | Dilorio, Will | G | 1 3 | 0 0 | 0 0 | 5 | 3 | 2 | 1 | 0 | 0 | 0 23 | |
| 15 | Longrus, Junior | | 0 0 | 0 0 | 0 0 | 1 | 1 | 0 | 1 | 2 | 0 | 0 9 | |
| 22 | Woolridge, Royce | | 5 8 | 0 1 | 0 0 | 4 | 3 | 10 | 3 | 1 | 0 | 2 28 | |
| 33 | Boese, Brett | | 0 0 | 0 0 | 0 0 | 1 | 0 | 0 | 0 | 0 | 0 | 0 3 | |
| 34 | Kernich-Drew, Dexter | | 1 3 | 0 2 | 0 0 | 1 | 3 | 2 | 0 | 0 | 0 | 0 14 | |
| TEAM TOTALS | | | 27 65 | 7 17 | 6 9 | 27 | 19 | 67 | 12 | 7 | 0 | 5 200 | |
| STANFORD (10-6) | | | FG A | 3P A | FT A | REB | PF | TP | A | TO | BK | ST | MIN |
| 11 | Brown, Andy | F | 2 4 | 1 2 | 2 4 | 5 | 1 | 7 | 0 | 1 | 1 | 3 | 30 |
| 24 | Huestis, Josh | F | 4 10 | 1 2 | 0 0 | 7 | 1 | 9 | 2 | 1 | 1 | 0 | 35 |
| 33 | Powell, Dwight | F | 4 7 | 0 0 | 8 8 | 11 | 3 | 16 | 3 | 3 | 4 | 0 | 35 |
| 5 | Randle, Chasson | G | 5 8 | 2 3 | 4 4 | 2 | 2 | 16 | 1 | 3 | 0 | 1 33 | |
| 12 | Allen, Rosco | G | 2 4 | 1 1 | 0 0 | 1 | 4 | 5 | 1 | 2 | 0 | 0 16 | |
| 1 | Sanders, Christian | | 0 0 | 0 0 | 0 0 | 0 | 0 | 0 | 0 | 0 | 0 | 0 4 | |
| 2 | Bright, Aaron | | 5 7 | 3 4 | 8 8 | 2 | 1 | 21 | 3 | 1 | 0 | 1 32 | |
| 4 | Nastic, Stefan | | 1 4 | 0 0 | 2 2 | 1 | 0 | 4 | 1 | 1 | 0 | 0 13 | |
| 40 | Gage, John | | 0 0 | 0 0 | 0 0 | 1 | 0 | 0 | 0 | 0 | 0 | 0 2 | |
| TEAM TOTALS | | | 23 44 | 8 12 | 24 26 | 35 | 12 | 78 | 11 | 12 | 6 | 5 200 | |
| | | | 1 | 2 | Final | | | | | | | | |
| Washington State | | | 23 | 44 | 67 | | | | | | | | |
| Stanford | | | 27 | 51 | 78 | | | | | | | | |

Field Goal Pct.: Washington State 41.5, Stanford 52.3
3P Field Goal Pct.: Washington State 41.2, Stanford 66.7
Free Throw Pct.: Washington State 66.7, Stanford 92.3
Officials: Kevin Brill, Gregory Nixon, Ken Ditty
Technical fouls: Washington State- None. Stanford- None.
Attendance: 4476

17

Washington 65, Stanford 60

Jan. 12, 2013 • Stanford, CA

| WASHINGTON (11-5) | | FG A | 3P A | FT A | REB | PF | TP | A | TO | BK | ST | MIN | |
|------------------------|------------------|------|--------------|-------------|--------------|------------|-----------|-----------|----------|-----------|-----------|--------------|------------|
| 30 | Simmons, Desmond | F | 3 7 | 0 1 | 1 2 | 13 | 3 | 7 | 0 | 4 | 0 | 0 36 | |
| 5 | N'Diaye, Aziz | C | 5 6 | 0 0 | 4 4 | 7 | 2 | 14 | 0 | 2 | 1 | 0 29 | |
| 00 | Gaddy, Abdul | G | 1 6 | 0 0 | 1 2 | 3 | 2 | 3 | 2 | 2 | 0 | 0 36 | |
| 15 | Suggs, Scott | G | 3 10 | 0 2 | 0 0 | 1 | 1 | 6 | 2 | 0 | 1 | 2 28 | |
| 23 | Wilcox, C.J. | G | 10 16 | 4 6 | 3 5 | 9 | 2 | 27 | 1 | 1 | 2 | 0 35 | |
| 12 | Andrews, Andrew | | 2 5 | 0 1 | 2 2 | 1 | 3 | 6 | 1 | 2 | 0 | 4 22 | |
| 33 | Jarreau, Jernard | | 0 0 | 0 0 | 0 0 | 0 | 1 | 0 | 0 | 0 | 0 | 0 5 | |
| 40 | Kemp, Jr., Shawn | | 0 1 | 0 0 | 2 4 | 1 | 0 | 2 | 0 | 0 | 0 | 0 9 | |
| TEAM TOTALS | | | 24 51 | 4 10 | 13 19 | 37 | 14 | 65 | 6 | 12 | 4 | 6 200 | |
| STANFORD (10-7) | | | FG A | 3P A | FT A | REB | PF | TP | A | TO | BK | ST | MIN |
| 11 | Brown, Andy | F | 4 8 | 0 2 | 0 0 | 2 | 1 | 8 | 3 | 2 | 0 | 0 31 | |
| 24 | Huestis, Josh | F | 3 13 | 0 3 | 0 0 | 8 | 2 | 6 | 1 | 1 | 1 | 1 35 | |
| 33 | Powell, Dwight | F | 7 14 | 1 2 | 4 5 | 5 | 3 | 19 | 1 | 2 | 0 | 2 34 | |
| 2 | Bright, Aaron | G | 0 5 | 0 3 | 0 0 | 1 | 1 | 0 | 0 | 1 | 0 | 1 33 | |
| 23 | Harris, Gabriel | G | 1 4 | 1 3 | 0 0 | 1 | 2 | 3 | 0 | 0 | 0 | 0 19 | |
| 4 | Nastic, Stefan | | 0 0 | 0 0 | 0 0 | 1 | 0 | 0 | 0 | 0 | 0 | 0 3 | |
| 5 | Randle, Chasson | | 7 11 | 1 3 | 1 2 | 4 | 3 | 16 | 2 | 1 | 0 | 1 28 | |
| 12 | Allen, Rosco | | 1 2 | 0 0 | 6 7 | 0 | 3 | 8 | 0 | 2 | 0 | 0 11 | |
| 40 | Gage, John | | 0 2 | 0 1 | 0 0 | 3 | 1 | 0 | 0 | 1 | 0 | 0 6 | |
| TEAM TOTALS | | | 23 59 | 3 17 | 11 14 | 29 | 16 | 60 | 7 | 10 | 1 | 5 200 | |
| | | | 1 | 2 | Final | | | | | | | | |
| Washington | | | 35 | 30 | 65 | | | | | | | | |
| Stanford | | | 36 | 24 | 60 | | | | | | | | |

Field Goal Pct.: Washington 47.1, Stanford 39.0
3P Field Goal Pct.: Washington 40.0, Stanford 17.6
Free Throw Pct.: Washington 68.4, Stanford 78.6
Officials: Michael Greenstein, Michael Eggers, Tommy Nunez
Technical fouls: Washington- None. Stanford- None.
Attendance: 4451

18

Stanford 69, California 59

Jan. 19, 2013 • Stanford, CA

| CALIFORNIA (10-7) | | FG A | 3P A | FT A | REB | PF | TP | A | TO | BK | ST | MIN | |
|------------------------|------------------|------|--------------|-------------|--------------|------------|-----------|-----------|-----------|-----------|-----------|--------------|------------|
| 35 | Solomon, Richard | F | 3 8 | 0 1 | 3 4 | 8 | 4 | 9 | 0 | 3 | 3 | 1 26 | |
| 45 | Kravish, David | F | 6 12 | 0 0 | 2 2 | 9 | 5 | 14 | 0 | 0 | 1 | 0 37 | |
| 1 | Cobbs, Justin | G | 4 15 | 1 1 | 4 4 | 1 | 2 | 13 | 6 | 1 | 0 | 0 40 | |
| 3 | Wallace, Tyrone | G | 2 11 | 2 5 | 0 1 | 5 | 5 | 6 | 1 | 3 | 0 | 0 35 | |
| 23 | Crabbe, Allen | G | 6 13 | 1 3 | 1 2 | 5 | 1 | 14 | 2 | 0 | 0 | 1 39 | |
| 15 | Bak, Bak | | 0 2 | 0 0 | 0 0 | 2 | 4 | 0 | 0 | 0 | 0 | 0 6 | |
| 21 | Powers, Jeff | | 0 1 | 0 1 | 0 0 | 1 | 0 | 0 | 0 | 0 | 0 | 0 12 | |
| 34 | Thurman, Robert | | 1 1 | 0 0 | 1 2 | 2 | 2 | 3 | 1 | 0 | 0 | 0 5 | |
| TEAM TOTALS | | | 22 63 | 4 11 | 11 15 | 35 | 23 | 59 | 10 | 7 | 4 | 2 200 | |
| STANFORD (11-7) | | | FG A | 3P A | FT A | REB | PF | TP | A | TO | BK | ST | MIN |
| 11 | Brown, Andy | F | 0 3 | 0 0 | 0 0 | 4 | 4 | 0 | 1 | 1 | 0 | 0 28 | |
| 24 | Huestis, Josh | F | 3 7 | 0 0 | 3 4 | 12 | 3 | 9 | 1 | 1 | 2 | 0 25 | |
| 33 | Powell, Dwight | F | 4 12 | 0 2 | 9 9 | 9 | 3 | 17 | 1 | 1 | 1 | 1 36 | |
| 2 | Bright, Aaron | G | 0 6 | 0 3 | 2 2 | 0 | 1 | 2 | 2 | 1 | 0 | 0 25 | |
| 5 | Randle, Chasson | G | 5 12 | 1 4 | 4 6 | 2 | 4 | 15 | 1 | 2 | 0 | 1 32 | |
| 12 | Allen, Rosco | | 2 5 | 1 2 | 1 4 | 7 | 0 | 6 | 0 | 0 | 1 | 0 15 | |
| 23 | Harris, Gabriel | | 1 3 | 0 0 | 4 4 | 1 | 1 | 6 | 3 | 0 | 0 | 0 20 | |
| 40 | Gage, John | | 4 5 | 4 4 | 2 2 | 2 | 1 | 14 | 0 | 0 | 0 | 0 19 | |
| TEAM TOTALS | | | 19 53 | 6 15 | 25 31 | 39 | 17 | 69 | 9 | 6 | 4 | 2 200 | |
| | | | 1 | 2 | Final | | | | | | | | |
| California | | | 29 | 30 | 59 | | | | | | | | |
| Stanford | | | 37 | 32 | 69 | | | | | | | | |

Field Goal Pct.: California 34.9, Stanford 35.8
3P Field Goal Pct.: California 36.4, Stanford 40.0
Free Throw Pct.: California 73.3, Stanford 80.6
Officials: Mike Scyphers, Randy McCall, Don McAllister
Technical fouls: California- None. Stanford- None.
Attendance: 5877

19

Colorado 75, Stanford 54

Jan. 24, 2013 • Boulder, CO

| STANFORD (11-8) | | FG A | 3P A | FT A | REB | PF | TP | A | TO | BK | ST | MIN | |
|------------------------|---------------------|------|--------------|-------------|--------------|------------|-----------|-----------|-----------|-----------|-----------|--------------|------------|
| 11 | Brown, Andy | F | 1 3 | 0 1 | 0 0 | 1 | 2 | 2 | 2 | 0 | 0 | 1 25 | |
| 24 | Huestis, Josh | F | 2 4 | 1 3 | 1 2 | 6 | 4 | 6 | 0 | 2 | 1 | 1 19 | |
| 33 | Powell, Dwight | F | 5 13 | 0 0 | 1 1 | 7 | 3 | 11 | 1 | 2 | 0 | 0 37 | |
| 2 | Bright, Aaron | G | 2 8 | 1 6 | 2 2 | 0 | 1 | 7 | 5 | 1 | 0 | 1 28 | |
| 5 | Randle, Chasson | G | 5 21 | 3 6 | 2 2 | 6 | 1 | 15 | 0 | 3 | 0 | 2 35 | |
| 1 | Sanders, Christian | | 0 1 | 0 1 | 0 0 | 1 | 1 | 0 | 0 | 0 | 0 | 0 5 | |
| 4 | Nastic, Stefan | | 0 1 | 0 0 | 0 0 | 0 | 0 | 0 | 0 | 0 | 0 | 0 4 | |
| 10 | Lemons, Robbie | | 0 2 | 0 1 | 0 0 | 0 | 1 | 0 | 0 | 0 | 0 | 0 5 | |
| 12 | Allen, Rosco | | 2 4 | 0 0 | 1 1 | 6 | 1 | 5 | 0 | 1 | 0 | 0 17 | |
| 23 | Harris, Gabriel | | 1 1 | 0 0 | 0 0 | 0 | 1 | 2 | 1 | 0 | 0 | 0 5 | |
| 30 | Verhoeven, Grant | | 0 0 | 0 0 | 1 2 | 0 | 0 | 1 | 0 | 0 | 0 | 0 2 | |
| 40 | Gage, John | | 2 6 | 1 2 | 0 0 | 2 | 2 | 5 | 0 | 1 | 0 | 0 18 | |
| TEAM TOTALS | | | 20 64 | 6 20 | 8 10 | 30 | 17 | 54 | 9 | 10 | 1 | 5 200 | |
| COLORADO (13-6) | | | FG A | 3P A | FT A | REB | PF | TP | A | TO | BK | ST | MIN |
| 2 | Johnson, Xavier | F | 5 8 | 1 2 | 0 0 | 3 | 4 | 11 | 0 | 2 | 0 | 0 24 | |
| 21 | Roberson, Andre | F | 4 10 | 1 1 | 3 6 | 20 | 2 | 12 | 2 | 3 | 3 | 3 34 | |
| 40 | Scott, Josh | F | 6 13 | 0 0 | 0 0 | 5 | 1 | 12 | 1 | 1 | 1 | 0 34 | |
| 00 | Booker, Askia | G | 6 9 | 0 2 | 1 2 | 4 | 4 | 13 | 3 | 1 | 0 | 3 26 | |
| 25 | Dinwiddie, Spencer | G | 3 7 | 0 1 | 6 8 | 3 | 2 | 12 | 4 | 3 | 1 | 1 33 | |
| 3 | Talton, Xavier | | 0 0 | 0 0 | 0 0 | 1 | 0 | 0 | 0 | 0 | 0 | 0 1 | |
| 5 | Stalzer, Eli | | 0 1 | 0 0 | 1 3 | 0 | 1 | 1 | 0 | 0 | 0 | 0 4 | |
| 14 | Gamble, Beau | | 0 0 | 0 0 | 0 0 | 0 | 0 | 0 | 1 | 0 | 0 | 0 1 | |
| 15 | Harris-Tunks, Shane | | 0 0 | 0 0 | 0 0 | 1 | 2 | 0 | 0 | 0 | 0 | 0 2 | |
| 23 | Chen, Sabatino | | 3 6 | 1 2 | 0 1 | 6 | 1 | 7 | 1 | 1 | 0 | 1 28 | |
| 31 | Adams, Jeremy | | 1 1 | 1 1 | 0 2 | 1 | 2 | 3 | 0 | 1 | 0 | 0 12 | |
| 32 | Mills, Ben | | 2 2 | 0 0 | 0 0 | 1 | 0 | 4 | 0 | 0 | 0 | 0 1 | |
| TEAM TOTALS | | | 30 57 | 4 9 | 11 22 | 48 | 19 | 75 | 12 | 12 | 5 | 8 200 | |
| | | | 1 | 2 | Final | | | | | | | | |
| Stanford | | | 29 | 25 | 54 | | | | | | | | |
| Colorado | | | 44 | 31 | 75 | | | | | | | | |

Field Goal Pct.: Stanford 31.3, Colorado 52.6
3P Field Goal Pct.: Stanford 30.0, Colorado 44.4
Free Throw Pct.: Stanford 80.0, Colorado 50.0
Officials: Chris Rastatter, Deron White, Scott Brown
Technical fouls: Stanford- None. Colorado- None.
Attendance: 11212

20

Stanford 87, Utah 56
Jan. 27, 2013 • Salt Lake City, UT

| STANFORD (12-8) | | FG A | 3P A | FT A | REB | PF | TP | A | TO | BK | ST | MIN | | | | |
|--------------------|--------------------|-----------|-----------|--------------|-----------|-----------|-----------|-----------|-----------|-----------|-----------|-----------|-----------|----------|------------|------------|
| 11 | Brown, Andy | F | 2 | 4 | 1 | 1 | 2 | 2 | 2 | 0 | 0 | 22 | | | | |
| 24 | Huestis, Josh | F | 5 | 8 | 1 | 2 | 2 | 3 | 7 | 2 | 13 | 1 | 1 | 27 | | |
| 33 | Powell, Dwight | F | 5 | 11 | 0 | 0 | 1 | 2 | 9 | 1 | 11 | 5 | 3 | 2 | 0 | 26 |
| 2 | Bright, Aaron | G | 3 | 7 | 1 | 3 | 0 | 0 | 2 | 0 | 7 | 2 | 2 | 0 | 2 | 30 |
| 5 | Randle, Chasson | G | 6 | 14 | 2 | 5 | 3 | 3 | 8 | 2 | 17 | 3 | 1 | 0 | 3 | 31 |
| 1 | Sanders, Christian | | 2 | 3 | 0 | 0 | 0 | 0 | 0 | 0 | 4 | 2 | 1 | 0 | 0 | 7 |
| 4 | Nastic, Stefan | | 0 | 0 | 0 | 0 | 2 | 2 | 3 | 3 | 2 | 0 | 1 | 0 | 0 | 7 |
| 10 | Lemons, Robbie | | 0 | 0 | 0 | 0 | 2 | 2 | 0 | 1 | 2 | 1 | 0 | 0 | 1 | 5 |
| 12 | Allen, Rosco | | 0 | 0 | 0 | 0 | 2 | 2 | 3 | 2 | 2 | 0 | 3 | 0 | 0 | 10 |
| 20 | Morgan, Wade | | 0 | 1 | 0 | 0 | 1 | 2 | 1 | 1 | 1 | 0 | 0 | 0 | 0 | 3 |
| 23 | Harris, Gabriel | | 1 | 4 | 0 | 0 | 0 | 0 | 0 | 1 | 2 | 0 | 0 | 0 | 1 | 9 |
| 30 | Verhoeven, Grant | | 0 | 0 | 0 | 0 | 2 | 0 | 0 | 0 | 0 | 0 | 0 | 0 | 1 | 6 |
| 40 | Gage, John | | 6 | 8 | 4 | 4 | 3 | 4 | 6 | 0 | 19 | 1 | 1 | 0 | 1 | 17 |
| TEAM TOTALS | | 30 | 60 | 9 | 15 | 18 | 24 | 43 | 2 | 13 | 87 | 17 | 14 | 3 | 10 | 200 |
| UTAH (9-11) | | FG A | 3P A | FT A | REB | PF | TP | A | TO | BK | ST | MIN | | | | |
| 5 | DuBois, Jarred | F | 2 | 6 | 0 | 2 | 4 | 5 | 1 | 1 | 8 | 0 | 3 | 0 | 1 | 14 |
| 21 | Loveridge, Jordan | F | 0 | 1 | 0 | 0 | 0 | 0 | 2 | 1 | 0 | 0 | 1 | 0 | 1 | 13 |
| 42 | Washburn, Jason | C | 3 | 9 | 0 | 0 | 0 | 0 | 7 | 1 | 6 | 1 | 0 | 1 | 0 | 19 |
| 1 | Dean, Glen | G | 2 | 6 | 1 | 2 | 0 | 0 | 1 | 3 | 5 | 4 | 2 | 0 | 0 | 28 |
| 43 | Martin, Cedric | G | 2 | 3 | 1 | 2 | 0 | 0 | 1 | 0 | 5 | 2 | 2 | 0 | 1 | 22 |
| 3 | Seymour, Justin | | 4 | 9 | 1 | 3 | 5 | 6 | 1 | 2 | 14 | 0 | 1 | 0 | 0 | 21 |
| 10 | Lenz, Renan | | 4 | 5 | 0 | 0 | 0 | 0 | 8 | 4 | 8 | 1 | 1 | 3 | 2 | 23 |
| 11 | Taylor, Brandon | | 2 | 7 | 1 | 2 | 0 | 1 | 1 | 3 | 5 | 3 | 4 | 0 | 1 | 24 |
| 14 | Tucker, Dakarai | | 0 | 4 | 0 | 1 | 0 | 0 | 0 | 1 | 0 | 0 | 1 | 0 | 0 | 12 |
| 40 | Ricketts, Xan | | 0 | 0 | 0 | 0 | 0 | 0 | 1 | 1 | 0 | 0 | 0 | 0 | 0 | 3 |
| 41 | Olsen, Jeremy | | 2 | 5 | 0 | 0 | 1 | 4 | 4 | 2 | 5 | 0 | 0 | 2 | 1 | 21 |
| TEAM TOTALS | | 21 | 55 | 4 | 12 | 10 | 16 | 27 | 19 | 56 | 11 | 15 | 6 | 7 | 200 | |
| | | 1 | 2 | Final | | | | | | | | | | | | |
| Stanford | | 46 | 41 | 87 | | | | | | | | | | | | |
| Utah | | 26 | 30 | 56 | | | | | | | | | | | | |

Field Goal Pct.: Stanford 50.0, Utah 38.2
3P Field Goal Pct.: Stanford 60.0, Utah 33.3
Free Throw Pct.: Stanford 75.0, Utah 62.5
Officials: Kevin Brill, Michael Eggers, Kurt Walker
Technical fouls: Stanford- None. Utah- None.
Attendance: 7769

21

Stanford 76, No. 10/12 Oregon 52
Jan. 30, 2013 • Stanford, CA

| OREGON (18-3) | | FG A | 3P A | FT A | REB | PF | TP | A | TO | BK | ST | MIN | | | | |
|--------------------|--------------------|-----------|-----------|--------------|-----------|-----------|-----------|-----------|-----------|-----------|-----------|-----------|----------|----------|------------|----|
| 14 | Kazemi, Arsalan | F | 2 | 4 | 0 | 0 | 2 | 2 | 9 | 0 | 6 | 0 | 1 | 0 | 1 | 24 |
| 25 | Singler, E.J. | F | 2 | 9 | 2 | 4 | 0 | 0 | 4 | 4 | 6 | 2 | 3 | 0 | 0 | 26 |
| 55 | Woods, Tony | C | 1 | 2 | 0 | 0 | 3 | 4 | 2 | 3 | 5 | 0 | 3 | 0 | 0 | 16 |
| 10 | Loyd, Johnathan | G | 0 | 4 | 0 | 3 | 0 | 0 | 1 | 1 | 0 | 0 | 1 | 0 | 1 | 23 |
| 21 | Dotson, Danyean | G | 3 | 8 | 1 | 4 | 0 | 2 | 4 | 1 | 7 | 0 | 2 | 0 | 0 | 27 |
| 5 | Richardson, Fred | | 1 | 3 | 0 | 0 | 3 | 4 | 2 | 1 | 5 | 0 | 0 | 0 | 0 | 7 |
| 12 | Baker, Coletan | | 0 | 0 | 0 | 0 | 0 | 0 | 0 | 0 | 0 | 0 | 0 | 0 | 0 | 2 |
| 20 | Austin, Waverly | | 1 | 5 | 0 | 0 | 2 | 4 | 3 | 3 | 4 | 1 | 2 | 1 | 0 | 13 |
| 24 | Moore, Willie | | 3 | 6 | 0 | 2 | 1 | 1 | 2 | 0 | 7 | 1 | 4 | 0 | 2 | 17 |
| 32 | Carter, Ben | | 0 | 1 | 0 | 0 | 0 | 1 | 4 | 4 | 0 | 0 | 1 | 0 | 0 | 14 |
| 33 | Emory, Carlos | | 5 | 9 | 1 | 3 | 1 | 3 | 0 | 2 | 12 | 0 | 3 | 0 | 0 | 26 |
| 40 | Kuemper, Austin | | 0 | 1 | 0 | 0 | 0 | 0 | 0 | 0 | 0 | 0 | 0 | 0 | 0 | 5 |
| TEAM TOTALS | | 18 | 52 | 4 | 16 | 12 | 21 | 31 | 19 | 52 | 4 | 20 | 1 | 4 | 200 | |
| STANFORD (13-8) | | FG A | 3P A | FT A | REB | PF | TP | A | TO | BK | ST | MIN | | | | |
| 11 | Brown, Andy | F | 4 | 6 | 0 | 1 | 1 | 2 | 0 | 3 | 9 | 1 | 1 | 0 | 2 | 28 |
| 24 | Huestis, Josh | F | 6 | 9 | 0 | 2 | 2 | 3 | 13 | 4 | 14 | 0 | 0 | 3 | 2 | 29 |
| 33 | Powell, Dwight | F | 4 | 12 | 0 | 1 | 4 | 9 | 13 | 5 | 12 | 1 | 2 | 1 | 3 | 31 |
| 2 | Bright, Aaron | G | 4 | 6 | 3 | 3 | 1 | 2 | 0 | 1 | 12 | 4 | 4 | 0 | 0 | 31 |
| 5 | Randle, Chasson | G | 5 | 10 | 3 | 3 | 4 | 4 | 2 | 1 | 17 | 3 | 6 | 1 | 1 | 36 |
| 1 | Sanders, Christian | | 0 | 2 | 0 | 0 | 0 | 0 | 1 | 0 | 0 | 2 | 0 | 0 | 0 | 7 |
| 4 | Nastic, Stefan | | 0 | 0 | 0 | 0 | 0 | 0 | 1 | 0 | 0 | 0 | 0 | 0 | 0 | 2 |
| 10 | Lemons, Robbie | | 1 | 1 | 1 | 1 | 0 | 0 | 0 | 0 | 3 | 0 | 0 | 0 | 0 | 2 |
| 12 | Allen, Rosco | | 0 | 1 | 0 | 1 | 2 | 2 | 1 | 1 | 2 | 0 | 1 | 0 | 1 | 10 |
| 23 | Harris, Gabriel | | 0 | 1 | 0 | 0 | 0 | 0 | 0 | 0 | 0 | 0 | 1 | 0 | 0 | 5 |
| 30 | Verhoeven, Grant | | 1 | 1 | 0 | 0 | 0 | 0 | 1 | 1 | 2 | 1 | 0 | 0 | 0 | 4 |
| 40 | Gage, John | | 2 | 3 | 1 | 2 | 0 | 0 | 2 | 4 | 5 | 1 | 0 | 0 | 0 | 15 |
| TEAM TOTALS | | 27 | 52 | 8 | 14 | 14 | 22 | 35 | 20 | 76 | 13 | 16 | 5 | 9 | 200 | |
| | | 1 | 2 | Final | | | | | | | | | | | | |
| Oregon | | 22 | 30 | 52 | | | | | | | | | | | | |
| Stanford | | 35 | 41 | 76 | | | | | | | | | | | | |

Field Goal Pct.: Oregon 34.6, Stanford 51.9
3P Field Goal Pct.: Oregon 25.0, Stanford 57.1
Free Throw Pct.: Oregon 57.1, Stanford 63.6
Officials: Michael Greenstein, Gregory Nixon, Deldre Carr
Technical fouls: Oregon- None. Stanford- None.
Attendance: 4816

22

Stanford 81, Oregon State 73
Feb. 3, 2013 • Stanford, CA

| OREGON STATE (11-11) | | FG A | 3P A | FT A | REB | PF | TP | A | TO | BK | ST | MIN | | | | |
|----------------------|-------------------------|-----------|-----------|--------------|-----------|-----------|-----------|-----------|-----------|-----------|-----------|-----------|----------|----------|------------|----|
| 11 | Burton, Joe | F | 6 | 12 | 0 | 0 | 5 | 6 | 10 | 3 | 17 | 5 | 2 | 0 | 1 | 36 |
| 44 | Collier, Devon | F | 5 | 12 | 0 | 0 | 0 | 0 | 4 | 4 | 10 | 2 | 2 | 1 | 0 | 27 |
| 3 | Starks, Ahmad | G | 6 | 13 | 3 | 5 | 0 | 0 | 2 | 2 | 15 | 2 | 2 | 0 | 0 | 37 |
| 4 | Barton, Challe | G | 0 | 3 | 0 | 1 | 0 | 0 | 4 | 1 | 0 | 2 | 1 | 0 | 0 | 19 |
| 55 | Nelson, Roberto | G | 8 | 14 | 1 | 2 | 3 | 7 | 3 | 1 | 20 | 0 | 4 | 0 | 0 | 30 |
| 1 | Robbins, Victor | | 0 | 1 | 0 | 0 | 0 | 0 | 0 | 1 | 0 | 0 | 1 | 0 | 0 | 7 |
| 13 | Morris-Walker, Langston | | 1 | 1 | 1 | 1 | 0 | 0 | 0 | 2 | 3 | 0 | 0 | 0 | 0 | 11 |
| 15 | Moreland, Eric | | 3 | 3 | 0 | 0 | 2 | 2 | 10 | 3 | 8 | 3 | 1 | 3 | 0 | 25 |
| 30 | Schaffenaar, Olaf | | 0 | 0 | 0 | 0 | 0 | 0 | 0 | 0 | 0 | 0 | 0 | 0 | 0 | 1 |
| 32 | Reid, Jarmal | | 0 | 0 | 0 | 0 | 0 | 0 | 0 | 1 | 0 | 0 | 1 | 0 | 0 | 7 |
| TEAM TOTALS | | 29 | 59 | 5 | 9 | 10 | 15 | 38 | 18 | 73 | 14 | 14 | 4 | 1 | 200 | |
| STANFORD (14-8) | | FG A | 3P A | FT A | REB | PF | TP | A | TO | BK | ST | MIN | | | | |
| 11 | Brown, Andy | F | 0 | 2 | 0 | 0 | 0 | 0 | 0 | 0 | 0 | 2 | 0 | 0 | 0 | 19 |
| 24 | Huestis, Josh | F | 5 | 7 | 1 | 2 | 5 | 6 | 13 | 1 | 16 | 4 | 1 | 2 | 0 | 33 |
| 33 | Powell, Dwight | F | 5 | 11 | 2 | 2 | 2 | 2 | 4 | 3 | 14 | 0 | 0 | 0 | 2 | 33 |
| 2 | Bright, Aaron | G | 2 | 7 | 2 | 5 | 0 | 0 | 1 | 1 | 6 | 6 | 2 | 0 | 2 | 33 |
| 5 | Randle, Chasson | G | 6 | 11 | 4 | 6 | 4 | 6 | 0 | 4 | 20 | 5 | 1 | 0 | 0 | 33 |
| 12 | Allen, Rosco | | 2 | 5 | 2 | 2 | 0 | 2 | 0 | 2 | 6 | 0 | 0 | 0 | 2 | 13 |
| 23 | Harris, Gabriel | | 2 | 5 | 0 | 2 | 3 | 4 | 3 | 1 | 7 | 1 | 0 | 0 | 1 | 14 |
| 40 | Gage, John | | 4 | 10 | 3 | 6 | 1 | 2 | 2 | 3 | 12 | 1 | 0 | 1 | 1 | 22 |
| TEAM TOTALS | | 26 | 58 | 14 | 25 | 15 | 22 | 28 | 15 | 81 | 19 | 4 | 3 | 8 | 200 | |
| | | 1 | 2 | Final | | | | | | | | | | | | |
| Oregon State | | 33 | 40 | 73 | | | | | | | | | | | | |
| Stanford | | 35 | 46 | 81 | | | | | | | | | | | | |

Field Goal Pct.: Oregon State 49.2, Stanford 44.8
3P Field Goal Pct.: Oregon State 55.6, Stanford 56.0
Free Throw Pct.: Oregon State 66.7, Stanford 68.2
Officials: Michael Irving, Mike Scyphers, David Hall
Technical fouls: Oregon State- None. Stanford- None.
Attendance: 4733



Chasson Randle

23

No. 7/7 Arizona 73, Stanford 66
Feb. 6, 2013 • Tucson, AZ

| STANFORD (14-9) | | FG A | 3P A | FT A | REB | PF | TP | A | TO | BK | ST | MIN |
|--------------------|---|--------------|-------------|--------------|----------|-----------|-----------|-----------|-----------|----------|----------|------------|
| 11 Brown, Andy | F | 0 2 | 0 0 | 0 0 | 2 | 2 | 0 | 0 | 0 | 0 | 0 | 19 |
| 24 Huestis, Josh | F | 4 13 | 0 2 | 2 3 | 10 | 3 | 10 | 1 | 1 | 1 | 0 | 36 |
| 33 Powell, Dwight | F | 7 14 | 0 0 | 10 11 | 10 | 4 | 24 | 4 | 5 | 2 | 1 | 36 |
| 2 Bright, Aaron | G | 6 11 | 4 7 | 0 0 | 2 | 3 | 16 | 2 | 1 | 0 | 0 | 33 |
| 5 Randle, Chasson | G | 3 11 | 2 6 | 3 4 | 4 | 2 | 11 | 3 | 1 | 0 | 0 | 37 |
| 12 Allen, Rosco | | 1 2 | 0 0 | 0 0 | 1 | 2 | 2 | 0 | 1 | 0 | 0 | 21 |
| 23 Harris, Gabriel | | 0 2 | 0 1 | 0 0 | 0 | 2 | 0 | 1 | 0 | 0 | 0 | 8 |
| 40 Gage, John | | 1 3 | 1 3 | 0 0 | 0 | 2 | 3 | 0 | 1 | 0 | 0 | 10 |
| TEAM TOTALS | | 22 58 | 7 19 | 15 18 | 4 | 20 | 66 | 11 | 10 | 3 | 1 | 200 |

| ARIZONA (20-2) | | FG A | 3P A | FT A | REB | PF | TP | A | TO | BK | ST | MIN |
|----------------------|---|--------------|-------------|--------------|-----------|-----------|-----------|-----------|-----------|----------|----------|------------|
| 21 Ashley, Brandon | F | 2 8 | 0 0 | 2 3 | 3 | 5 | 6 | 0 | 0 | 0 | 0 | 13 |
| 44 Hill, Solomon | F | 7 13 | 2 7 | 7 10 | 6 | 4 | 23 | 1 | 3 | 0 | 1 | 38 |
| 35 Tarczewski, Kaleb | C | 0 1 | 0 0 | 1 4 | 2 | 0 | 1 | 0 | 3 | 0 | 0 | 13 |
| 2 Lyons, Mark | G | 9 13 | 3 6 | 4 4 | 2 | 1 | 25 | 6 | 2 | 0 | 2 | 36 |
| 13 Johnson, Nick | G | 1 5 | 0 2 | 0 0 | 2 | 2 | 2 | 3 | 1 | 2 | 1 | 30 |
| 3 Parrom, Kevin | | 2 5 | 1 3 | 3 4 | 9 | 2 | 8 | 3 | 1 | 0 | 0 | 32 |
| 20 Mayes, Jordrin | | 1 3 | 0 2 | 0 0 | 1 | 0 | 2 | 0 | 0 | 0 | 2 | 14 |
| 30 Chol, Angelo | | 3 6 | 0 0 | 0 0 | 8 | 1 | 6 | 0 | 1 | 0 | 0 | 24 |
| TEAM TOTALS | | 25 54 | 6 20 | 17 25 | 37 | 15 | 73 | 13 | 11 | 2 | 6 | 200 |

| | 1 | 2 | Final |
|----------|----|----|-------|
| Stanford | 27 | 39 | 66 |
| Arizona | 26 | 47 | 73 |

Field Goal Pct.: Stanford 37.9, Arizona 46.3
3P Field Goal Pct.: Stanford 36.8, Arizona 30.0
Free Throw Pct.: Stanford 83.3, Arizona 68.0
Officials: Tony Padilla, Michael Eggers, Keith Kimble
Technical fouls: Stanford- None. Arizona- None.
Attendance: 14545

24

Stanford 62, Arizona State 59
Feb. 9, 2013 • Tempe, AZ

| STANFORD (15-9) | | FG A | 3P A | FT A | REB | PF | TP | A | TO | BK | ST | MIN |
|----------------------|---|--------------|--------------|-------------|----------|-----------|-----------|-----------|-----------|----------|----------|------------|
| 2 Bright, Aaron | G | 1 8 | 1 4 | 2 3 | 0 | 4 | 5 | 6 | 2 | 0 | 0 | 34 |
| 5 Randle, Chasson | G | 1 5 | 1 3 | 0 1 | 1 | 4 | 3 | 4 | 2 | 0 | 0 | 22 |
| 11 Brown, Andy | F | 2 3 | 0 1 | 0 0 | 4 | 1 | 4 | 0 | 1 | 0 | 1 | 20 |
| 24 Huestis, Josh | F | 5 6 | 2 2 | 1 2 | 12 | 1 | 13 | 0 | 2 | 4 | 3 | 39 |
| 33 Powell, Dwight | F | 8 15 | 2 2 | 4 4 | 10 | 2 | 22 | 2 | 2 | 2 | 0 | 35 |
| 1 Sanders, Christian | | 1 2 | 1 2 | 0 0 | 0 | 1 | 3 | 0 | 2 | 0 | 0 | 9 |
| 12 Allen, Rosco | | 0 0 | 0 0 | 1 2 | 1 | 1 | 1 | 0 | 3 | 0 | 0 | 9 |
| 23 Harris, Gabriel | | 0 0 | 0 0 | 0 0 | 1 | 2 | 0 | 1 | 0 | 0 | 1 | 14 |
| 40 Gage, John | | 4 7 | 3 4 | 0 0 | 3 | 0 | 11 | 0 | 0 | 0 | 1 | 18 |
| TEAM TOTALS | | 22 46 | 10 18 | 8 12 | 4 | 16 | 62 | 13 | 14 | 6 | 6 | 200 |

| ARIZONA STATE (18-6) | | FG A | 3P A | FT A | REB | PF | TP | A | TO | BK | ST | MIN |
|----------------------|---|--------------|-------------|-------------|-----------|-----------|-----------|-----------|----------|----------|----------|------------|
| 00 Felix, Carrick | F | 5 13 | 3 5 | 3 5 | 10 | 3 | 16 | 0 | 0 | 0 | 1 | 40 |
| 1 Carson, Jahii | G | 7 16 | 0 1 | 1 3 | 5 | 2 | 15 | 4 | 5 | 0 | 2 | 37 |
| 10 Gordon, Evan | G | 4 16 | 1 6 | 0 0 | 2 | 0 | 9 | 1 | 0 | 1 | 2 | 39 |
| 13 Bachynski, Jordan | C | 3 5 | 0 0 | 0 0 | 3 | 2 | 6 | 0 | 0 | 0 | 0 | 12 |
| 31 Gilling, Jonathan | F | 3 10 | 3 8 | 4 6 | 6 | 2 | 13 | 5 | 3 | 2 | 0 | 35 |
| 2 Colvin, Chris | | 0 1 | 0 1 | 0 2 | 0 | 3 | 0 | 0 | 0 | 2 | 12 | |
| 3 Jacobsen, Eric | | 0 0 | 0 0 | 0 0 | 1 | 0 | 0 | 0 | 0 | 0 | 0 | 3 |
| 4 Barnes, Bo | | 0 2 | 0 2 | 0 0 | 1 | 2 | 0 | 0 | 0 | 0 | 0 | 8 |
| 23 Pateev, Ruslan | | 0 1 | 0 0 | 0 0 | 6 | 0 | 0 | 0 | 0 | 0 | 0 | 14 |
| TEAM TOTALS | | 22 64 | 7 23 | 8 16 | 38 | 14 | 59 | 10 | 8 | 3 | 7 | 200 |

| | 1 | 2 | Final |
|---------------|----|----|-------|
| Stanford | 36 | 26 | 62 |
| Arizona State | 28 | 31 | 59 |

Field Goal Pct.: Stanford 47.8, Arizona State 34.4
3P Field Goal Pct.: Stanford 55.6, Arizona State 30.4
Free Throw Pct.: Stanford 66.7, Arizona State 50.0
Officials: Michael Reed, Dick Cartmell, Tom Nally
Technical fouls: Stanford- None. Arizona State- None.
Attendance: 8459

25

USC 65, Stanford 64
Feb. 14, 2013 • Stanford, CA

| USC (12-13) | | FG A | 3P A | FT A | REB | PF | TP | A | TO | BK | ST | MIN |
|-----------------------|---|--------------|------------|--------------|-----------|-----------|-----------|-----------|-----------|----------|----------|------------|
| 14 Dedmon, Dewayne | F | 6 8 | 0 0 | 1 2 | 8 | 4 | 13 | 1 | 3 | 2 | 1 | 31 |
| 34 Wise, Eric | F | 4 12 | 0 1 | 1 4 | 9 | 3 | 9 | 2 | 0 | 0 | 2 | 31 |
| 1 Fontan, Jio | G | 3 7 | 0 0 | 9 9 | 0 | 3 | 15 | 5 | 2 | 0 | 1 | 31 |
| 20 Terrell, J.T. | G | 3 9 | 3 5 | 3 3 | 3 | 2 | 12 | 1 | 3 | 0 | 0 | 37 |
| 22 Wesley, Byron | G | 2 10 | 0 2 | 2 2 | 7 | 2 | 6 | 1 | 3 | 1 | 0 | 39 |
| 00 Woolridge, Renaldo | | 0 1 | 0 0 | 1 2 | 0 | 0 | 1 | 0 | 0 | 0 | 0 | 7 |
| 13 Bryan, Chass | | 0 0 | 0 0 | 0 0 | 1 | 1 | 0 | 1 | 0 | 0 | 0 | 4 |
| 21 Fuller, Aaron | | 3 5 | 0 0 | 0 0 | 5 | 2 | 6 | 0 | 0 | 0 | 0 | 17 |
| 55 Oraby, Omar | | 1 1 | 0 0 | 1 1 | 0 | 1 | 3 | 0 | 1 | 0 | 0 | 3 |
| TEAM TOTALS | | 22 53 | 3 8 | 18 23 | 37 | 18 | 65 | 11 | 12 | 3 | 4 | 200 |

| STANFORD (15-10) | | FG A | 3P A | FT A | REB | PF | TP | A | TO | BK | ST | MIN |
|----------------------|---|--------------|-------------|-------------|-----------|-----------|-----------|-----------|----------|----------|----------|------------|
| 11 Brown, Andy | F | 2 5 | 0 0 | 0 2 | 1 | 2 | 4 | 1 | 1 | 1 | 1 | 29 |
| 24 Huestis, Josh | F | 10 13 | 2 2 | 0 0 | 6 | 3 | 22 | 0 | 1 | 2 | 1 | 33 |
| 33 Powell, Dwight | F | 7 13 | 0 0 | 3 6 | 17 | 3 | 17 | 0 | 3 | 2 | 0 | 34 |
| 2 Bright, Aaron | G | 1 5 | 0 4 | 1 2 | 0 | 4 | 3 | 5 | 1 | 0 | 0 | 32 |
| 5 Randle, Chasson | G | 6 17 | 4 11 | 0 0 | 3 | 3 | 16 | 1 | 1 | 0 | 0 | 32 |
| 1 Sanders, Christian | | 0 1 | 0 0 | 0 1 | 0 | 3 | 0 | 4 | 0 | 0 | 0 | 12 |
| 12 Allen, Rosco | | 1 2 | 0 0 | 0 1 | 1 | 1 | 2 | 0 | 0 | 0 | 1 | 11 |
| 23 Harris, Gabriel | | 0 0 | 0 0 | 0 0 | 0 | 0 | 0 | 0 | 1 | 0 | 0 | 4 |
| 30 Verhoeven, Grant | | 0 1 | 0 0 | 0 0 | 0 | 0 | 0 | 0 | 0 | 0 | 0 | 2 |
| 40 Gage, John | | 0 4 | 0 4 | 0 0 | 3 | 0 | 0 | 1 | 1 | 0 | 0 | 11 |
| TEAM TOTALS | | 27 61 | 6 21 | 4 12 | 35 | 19 | 64 | 12 | 9 | 5 | 3 | 200 |

| | 1 | 2 | Final |
|----------|----|----|-------|
| USC | 35 | 30 | 65 |
| Stanford | 23 | 41 | 64 |

Field Goal Pct.: Stanford 41.5, USC 44.3
3P Field Goal Pct.: Stanford 37.5, USC 28.6
Free Throw Pct.: Stanford 78.3, USC 33.3
Officials: Chris Rastatter, Verne Harris, David Hall
Technical fouls: USC- None. Stanford- None.
Attendance: 4367

26

UCLA 88, Stanford 80
Feb. 16, 2013 • Stanford, CA

| UCLA (19-7) | | FG A | 3P A | FT A | REB | PF | TP | A | TO | BK | ST | MIN |
|----------------------|---|--------------|-------------|--------------|-----------|-----------|-----------|-----------|-----------|----------|----------|------------|
| 15 Muhammad, Shabazz | F | 9 14 | 1 2 | 6 9 | 5 | 0 | 25 | 0 | 1 | 1 | 1 | 32 |
| 24 Wear, Travis | F | 0 2 | 0 0 | 2 2 | 6 | 5 | 2 | 1 | 1 | 0 | 0 | 28 |
| 3 Adams, Jordan | G | 7 9 | 1 2 | 5 6 | 4 | 3 | 20 | 3 | 3 | 0 | 0 | 32 |
| 5 Anderson, Kyle | G | 6 12 | 1 1 | 5 7 | 13 | 2 | 18 | 4 | 4 | 0 | 2 | 31 |
| 10 Drew II, Larry | G | 5 9 | 2 2 | 2 2 | 2 | 0 | 14 | 7 | 5 | 1 | 0 | 37 |
| 4 Powell, Norman | | 2 5 | 0 3 | 0 0 | 2 | 2 | 4 | 1 | 0 | 1 | 0 | 17 |
| 12 Wear, David | | 2 5 | 1 2 | 0 0 | 4 | 2 | 5 | 1 | 0 | 1 | 0 | 21 |
| 23 Parker, Tony | | 0 1 | 0 0 | 0 0 | 0 | 2 | 0 | 0 | 0 | 0 | 0 | 2 |
| TEAM TOTALS | | 31 57 | 6 12 | 20 26 | 38 | 16 | 88 | 17 | 14 | 4 | 3 | 200 |

| STANFORD (15-11) | | FG A | 3P A | FT A | REB | PF | TP | A | TO | BK | ST | MIN |
|----------------------|---|--------------|-------------|--------------|-----------|-----------|-----------|----------|----------|----------|----------|------------|
| 11 Brown, Andy | F | 4 9 | 0 1 | 1 3 | 3 | 4 | 9 | 0 | 0 | 0 | 2 | 23 |
| 24 Huestis, Josh | F | 5 12 | 0 2 | 1 2 | 12 | 2 | 11 | 1 | 1 | 0 | 1 | 30 |
| 33 Powell, Dwight | F | 7 15 | 0 1 | 8 10 | 8 | 1 | 22 | 4 | 3 | 1 | 1 | 37 |
| 2 Bright, Aaron | G | 8 16 | 3 8 | 0 0 | 2 | 1 | 19 | 3 | 1 | 0 | 0 | 36 |
| 5 Randle, Chasson | G | 6 16 | 2 7 | 3 4 | 3 | 4 | 17 | 1 | 1 | 0 | 0 | 37 |
| 1 Sanders, Christian | | 0 0 | 0 0 | 0 0 | 0 | 0 | 0 | 0 | 0 | 0 | 0 | 4 |
| 4 Nastic, Stefan | | 0 2 | 0 0 | 2 2 | 2 | 1 | 2 | 0 | 0 | 0 | 0 | 5 |
| 12 Allen, Rosco | | 0 2 | 0 0 | 0 0 | 8 | 1 | 0 | 0 | 0 | 0 | 1 | 16 |
| 23 Harris, Gabriel | | 0 0 | 0 0 | 0 0 | 0 | 2 | 0 | 0 | 0 | 0 | 0 | 3 |
| 40 Gage, John | | 0 6 | 0 4 | 0 0 | 0 | 1 | 0 | 0 | 0 | 0 | 0 | 9 |
| TEAM TOTALS | | 30 78 | 5 23 | 15 21 | 41 | 17 | 80 | 9 | 6 | 1 | 5 | 200 |

| | 1 | 2 | Final |
|----------|----|----|-------|
| UCLA | 43 | 45 | 88 |
| Stanford | 38 | 42 | 80 |

Field Goal Pct.: UCLA 54.4, Stanford 38.5
3P Field Goal Pct.: UCLA 50.0, Stanford 21.7
Free Throw Pct.: UCLA 76.9, Stanford 71.4
Officials: Michael Irving, Michael Greenstein, Deldre Carr
Technical fouls: UCLA- None. Stanford- None.
Attendance: 6562

27

Stanford 82, Oregon State 72

Feb. 21, 2013 • Corvallis, OR

| STANFORD (16-11) | | FG A | 3P A | FT A | REB | PF | TP | A | TO | BK | ST | MIN | | | | |
|----------------------|-------------------|-----------|-----------|----------|-----------|-----------|-----------|----------|-----------|-----------|-----------|-----------|-----------|----------|----------|------------|
| 11 | Brown, Andy | F | 5 | 11 | 0 | 1 | 3 | 5 | 1 | 3 | 13 | 0 | 1 | 0 | 1 | 30 |
| 24 | Huestis, Josh | F | 7 | 13 | 0 | 2 | 6 | 8 | 11 | 1 | 20 | 0 | 1 | 2 | 1 | 38 |
| 33 | Powell, Dwight | F | 5 | 11 | 0 | 0 | 4 | 4 | 11 | 3 | 14 | 3 | 1 | 1 | 0 | 25 |
| 2 | Bright, Aaron | G | 5 | 11 | 2 | 4 | 0 | 0 | 4 | 1 | 12 | 6 | 1 | 0 | 2 | 39 |
| 5 | Randle, Chasson | G | 5 | 10 | 2 | 4 | 1 | 4 | 6 | 5 | 13 | 0 | 3 | 0 | 1 | 34 |
| 4 | Nastic, Stefan | G | 0 | 0 | 0 | 0 | 0 | 0 | 0 | 1 | 0 | 0 | 0 | 0 | 0 | 3 |
| 10 | Lemons, Robbie | G | 1 | 1 | 0 | 0 | 0 | 0 | 0 | 1 | 2 | 0 | 0 | 0 | 0 | 4 |
| 12 | Allen, Rosco | G | 1 | 3 | 0 | 1 | 0 | 0 | 0 | 1 | 2 | 1 | 1 | 0 | 0 | 8 |
| 23 | Harris, Gabriel | G | 0 | 0 | 0 | 0 | 0 | 0 | 1 | 0 | 0 | 0 | 0 | 0 | 0 | 4 |
| 30 | Verhoeven, Grant | G | 0 | 0 | 0 | 0 | 0 | 0 | 0 | 0 | 0 | 0 | 0 | 0 | 0 | 1 |
| 40 | Gage, John | G | 2 | 4 | 2 | 4 | 0 | 0 | 3 | 1 | 6 | 0 | 0 | 0 | 0 | 14 |
| TEAM TOTALS | | 31 | 64 | 6 | 16 | 14 | 21 | 3 | 40 | 17 | 82 | 10 | 8 | 3 | 5 | 200 |
| OREGON STATE (13-14) | | FG A | 3P A | FT A | REB | PF | TP | A | TO | BK | ST | MIN | | | | |
| 15 | Moreland, Eric | F | 4 | 8 | 0 | 2 | 3 | 5 | 11 | 1 | 11 | 0 | 3 | 3 | 0 | 32 |
| 11 | Burton, Joe | C | 8 | 14 | 0 | 0 | 0 | 1 | 8 | 4 | 16 | 4 | 0 | 1 | 0 | 33 |
| 3 | Starks, Ahmad | G | 0 | 2 | 0 | 1 | 0 | 0 | 3 | 1 | 0 | 2 | 3 | 0 | 3 | 21 |
| 4 | Barton, Challe | G | 1 | 6 | 0 | 2 | 0 | 0 | 1 | 2 | 2 | 1 | 2 | 0 | 2 | 30 |
| 55 | Nelson, Roberto | G | 10 | 26 | 1 | 9 | 7 | 8 | 3 | 3 | 28 | 2 | 2 | 0 | 0 | 36 |
| 1 | Robbins, Victor | G | 0 | 0 | 0 | 0 | 0 | 0 | 0 | 0 | 0 | 0 | 0 | 0 | 0 | 1 |
| 30 | Schaftenaar, Olaf | G | 2 | 2 | 1 | 1 | 2 | 2 | 2 | 1 | 7 | 1 | 0 | 0 | 0 | 16 |
| 32 | Reid, Jarmal | G | 0 | 2 | 0 | 0 | 0 | 0 | 6 | 4 | 0 | 0 | 0 | 0 | 0 | 12 |
| 44 | Collier, Devon | G | 3 | 5 | 0 | 0 | 2 | 4 | 3 | 2 | 8 | 2 | 1 | 1 | 0 | 19 |
| TEAM TOTALS | | 28 | 65 | 2 | 15 | 14 | 20 | 3 | 37 | 18 | 72 | 12 | 11 | 5 | 5 | 200 |

| | 1 | 2 | Final |
|--------------|----|----|-------|
| Stanford | 34 | 48 | 82 |
| Oregon State | 35 | 37 | 72 |

Field Goal Pct.: Stanford 48.4, Oregon State 43.1
3P Field Goal Pct.: Stanford 37.5, Oregon State 13.3
Free Throw Pct.: Stanford 66.7, Oregon State 70.0
Officials: Verne Harris, Randy McCall, Frank Harvey III
Technical fouls: Stanford- None. Oregon State- None.
Attendance: 4649

28

Oregon 77, Stanford 66

Feb. 23, 2013 • Eugene, OR

| STANFORD (16-12) | | FG A | 3P A | FT A | REB | PF | TP | A | TO | BK | ST | MIN | | | | |
|--------------------|--------------------|-----------|-----------|----------|-----------|-----------|-----------|----------|-----------|-----------|-----------|-----------|-----------|----------|-----------|------------|
| 11 | Brown, Andy | F | 1 | 4 | 0 | 1 | 1 | 2 | 2 | 1 | 3 | 1 | 1 | 1 | 1 | 19 |
| 24 | Huestis, Josh | F | 4 | 9 | 1 | 1 | 3 | 4 | 13 | 2 | 12 | 0 | 5 | 0 | 0 | 35 |
| 33 | Powell, Dwight | F | 6 | 11 | 1 | 2 | 3 | 3 | 6 | 4 | 16 | 0 | 1 | 1 | 0 | 23 |
| 2 | Bright, Aaron | G | 0 | 4 | 0 | 1 | 4 | 6 | 1 | 3 | 4 | 2 | 4 | 0 | 0 | 29 |
| 5 | Randle, Chasson | G | 3 | 7 | 2 | 4 | 4 | 4 | 2 | 2 | 12 | 3 | 4 | 0 | 0 | 32 |
| 1 | Sanders, Christian | G | 1 | 1 | 0 | 0 | 4 | 4 | 0 | 1 | 6 | 1 | 1 | 0 | 0 | 7 |
| 4 | Nastic, Stefan | G | 0 | 0 | 0 | 0 | 2 | 2 | 0 | 1 | 2 | 0 | 0 | 0 | 0 | 3 |
| 10 | Lemons, Robbie | G | 1 | 4 | 0 | 2 | 0 | 0 | 0 | 1 | 2 | 0 | 0 | 0 | 0 | 11 |
| 12 | Allen, Rosco | G | 2 | 4 | 0 | 1 | 0 | 0 | 1 | 0 | 4 | 1 | 0 | 0 | 4 | 13 |
| 23 | Harris, Gabriel | G | 2 | 5 | 0 | 2 | 1 | 2 | 1 | 1 | 5 | 0 | 0 | 0 | 1 | 10 |
| 30 | Verhoeven, Grant | G | 0 | 0 | 0 | 0 | 0 | 0 | 1 | 0 | 0 | 0 | 0 | 0 | 0 | 3 |
| 40 | Gage, John | G | 0 | 4 | 0 | 3 | 0 | 0 | 2 | 2 | 0 | 0 | 1 | 1 | 0 | 15 |
| TEAM TOTALS | | 20 | 53 | 4 | 17 | 22 | 27 | 4 | 33 | 19 | 66 | 8 | 17 | 3 | 6 | 200 |
| OREGON (22-6) | | FG A | 3P A | FT A | REB | PF | TP | A | TO | BK | ST | MIN | | | | |
| 14 | Kazemi, Arsalan | F | 6 | 8 | 0 | 0 | 3 | 4 | 7 | 1 | 15 | 2 | 5 | 2 | 5 | 32 |
| 25 | Singler, E.J. | F | 4 | 10 | 1 | 2 | 3 | 4 | 4 | 4 | 12 | 1 | 1 | 1 | 0 | 27 |
| 55 | Woods, Tony | C | 4 | 6 | 0 | 0 | 1 | 4 | 9 | 2 | 9 | 1 | 2 | 1 | 0 | 23 |
| 10 | Loyd, Johnathan | G | 6 | 8 | 1 | 2 | 2 | 2 | 0 | 3 | 15 | 9 | 1 | 0 | 3 | 37 |
| 21 | Dotson, Danyean | G | 3 | 10 | 0 | 1 | 0 | 0 | 4 | 1 | 6 | 0 | 0 | 0 | 2 | 27 |
| 20 | Austin, Waverly | G | 0 | 3 | 0 | 0 | 1 | 2 | 0 | 2 | 1 | 0 | 0 | 2 | 1 | 11 |
| 24 | Moore, Willie | G | 0 | 1 | 0 | 0 | 0 | 0 | 0 | 1 | 0 | 0 | 1 | 0 | 0 | 6 |
| 32 | Carter, Ben | G | 0 | 3 | 0 | 0 | 0 | 0 | 3 | 3 | 0 | 0 | 1 | 0 | 0 | 9 |
| 33 | Emory, Carlos | G | 7 | 13 | 0 | 2 | 5 | 5 | 5 | 3 | 19 | 0 | 2 | 0 | 1 | 28 |
| TEAM TOTALS | | 30 | 62 | 2 | 7 | 15 | 21 | 3 | 35 | 20 | 77 | 13 | 13 | 6 | 12 | 200 |

| | 1 | 2 | Final |
|----------|----|----|-------|
| Stanford | 26 | 40 | 66 |
| Oregon | 30 | 47 | 77 |

Field Goal Pct.: Stanford 37.7, Oregon 48.4
3P Field Goal Pct.: Stanford 23.5, Oregon 28.6
Free Throw Pct.: Stanford 81.5, Oregon 71.4
Officials: Chris Rastatter, Dick Cartmell, Tommy Nunez
Technical fouls: Stanford- TEAM. Oregon- None.
Attendance: 12364

29

Colorado 65, Stanford 63

Feb. 27, 2013 • Stanford, CA

| COLORADO (19-8) | | FG A | 3P A | FT A | REB | PF | TP | A | TO | BK | ST | MIN | | | | |
|--------------------|---------------------|-----------|-----------|----------|-----------|-----------|-----------|----------|-----------|-----------|-----------|-----------|-----------|----------|----------|------------|
| 2 | Johnson, Xavier | F | 3 | 5 | 0 | 2 | 1 | 3 | 5 | 3 | 7 | 0 | 0 | 0 | 0 | 26 |
| 21 | Roberson, Andre | F | 9 | 13 | 2 | 4 | 4 | 4 | 8 | 3 | 24 | 0 | 2 | 1 | 1 | 37 |
| 00 | Booker, Askia | G | 2 | 9 | 0 | 2 | 0 | 0 | 4 | 1 | 4 | 3 | 2 | 0 | 1 | 27 |
| 23 | Chen, Sabatino | G | 1 | 7 | 0 | 2 | 1 | 1 | 6 | 4 | 3 | 1 | 1 | 0 | 0 | 31 |
| 25 | Dinwiddie, Spencer | G | 6 | 17 | 1 | 5 | 6 | 7 | 4 | 1 | 19 | 1 | 1 | 1 | 3 | 37 |
| 3 | Talton, Xavier | G | 0 | 1 | 0 | 1 | 0 | 0 | 0 | 0 | 0 | 0 | 0 | 0 | 0 | 8 |
| 5 | Stalzer, Eli | G | 0 | 0 | 0 | 0 | 0 | 0 | 1 | 0 | 0 | 0 | 0 | 0 | 0 | 2 |
| 15 | Harris-Tunks, Shane | G | 0 | 0 | 0 | 0 | 0 | 0 | 1 | 0 | 0 | 0 | 0 | 0 | 0 | 5 |
| 31 | Adams, Jeremy | G | 3 | 4 | 1 | 2 | 1 | 2 | 4 | 3 | 8 | 0 | 2 | 0 | 0 | 27 |
| TEAM TOTALS | | 24 | 56 | 4 | 18 | 13 | 17 | 3 | 34 | 15 | 65 | 5 | 9 | 2 | 5 | 200 |
| STANFORD (16-13) | | FG A | 3P A | FT A | REB | PF | TP | A | TO | BK | ST | MIN | | | | |
| 11 | Brown, Andy | F | 7 | 11 | 2 | 3 | 1 | 1 | 8 | 1 | 17 | 0 | 1 | 0 | 1 | 32 |
| 24 | Huestis, Josh | F | 2 | 11 | 0 | 3 | 0 | 0 | 9 | 3 | 4 | 0 | 0 | 1 | 2 | 35 |
| 33 | Powell, Dwight | F | 4 | 11 | 0 | 0 | 4 | 5 | 7 | 4 | 12 | 2 | 1 | 0 | 0 | 30 |
| 2 | Bright, Aaron | G | 1 | 7 | 1 | 5 | 1 | 2 | 1 | 1 | 4 | 6 | 3 | 0 | 1 | 33 |
| 5 | Randle, Chasson | G | 6 | 11 | 4 | 6 | 0 | 1 | 3 | 2 | 16 | 1 | 4 | 0 | 1 | 38 |
| 1 | Sanders, Christian | G | 0 | 0 | 0 | 0 | 2 | 2 | 0 | 1 | 2 | 2 | 1 | 0 | 0 | 7 |
| 12 | Allen, Rosco | G | 1 | 5 | 1 | 2 | 0 | 0 | 1 | 0 | 3 | 0 | 0 | 0 | 0 | 12 |
| 23 | Harris, Gabriel | G | 0 | 0 | 0 | 0 | 0 | 0 | 0 | 0 | 0 | 0 | 0 | 0 | 0 | 2 |
| 30 | Verhoeven, Grant | G | 0 | 0 | 0 | 0 | 0 | 0 | 0 | 1 | 0 | 2 | 1 | 1 | 1 | 4 |
| 40 | Gage, John | G | 2 | 3 | 1 | 1 | 0 | 0 | 3 | 3 | 5 | 0 | 1 | 0 | 0 | 7 |
| TEAM TOTALS | | 23 | 59 | 9 | 20 | 8 | 11 | 1 | 33 | 16 | 63 | 13 | 12 | 2 | 6 | 200 |

| | 1 | 2 | Final |
|----------|----|----|-------|
| Colorado | 31 | 34 | 65 |
| Stanford | 32 | 31 | 63 |

Field Goal Pct.: Colorado 42.9, Stanford 39.0
3P Field Goal Pct.: Colorado 22.2, Stanford 45.0
Free Throw Pct.: Colorado 76.5, Stanford 72.7
Officials: Mike Scyphers, Gregory Nixon, Keith Kimble
Technical fouls: Colorado- None. Stanford- None.
Attendance: 4395

30

Stanford 84, Utah 66

March 3, 2013 • Stanford, CA

| UTAH (11-17) | | FG A | 3P A | FT A | REB | PF | TP | A | TO | BK | ST | MIN | | | | |
|--------------------|-------------------|-----------|-----------|----------|-----------|-----------|-----------|----------|-----------|-----------|-----------|-----------|-----------|----------|----------|------------|
| 21 | Loveridge, Jordan | F | 4 | 9 | 1 | 3 | 2 | 2 | 6 | 3 | 1 | 2 | 3 | 0 | 1 | 31 |
| 42 | Washburn, Jason | C | 5 | 11 | 0 | 0 | 0 | 0 | 6 | 1 | 10 | 0 | 1 | 0 | 1 | 24 |
| 5 | DuBois, Jarred | G | 6 | 9 | 1 | 2 | 9 | 9 | 2 | 0 | 22 | 2 | 3 | 0 | 1 | 26 |
| 11 | Taylor, Brandon | G | 3 | 9 | 2 | 4 | 0 | 1 | 4 | 2 | 8 | 4 | 1 | 0 | 0 | 33 |
| 43 | Martin, Cedric | G | 3 | 5 | 1 | 2 | 0 | 0 | 3 | 3 | 7 | 1 | 0 | 0 | 1 | 25 |
| 1 | Dean, Glen | G | 0 | 4 | 0 | 2 | 2 | 2 | 0 | 0 | 2 | 1 | 0 | 0 | 1 | 14 |
| 3 | Seymour, Justin | G | 2 | 3 | 0 | 1 | 0 | 0 | 1 | 1 | 4 | 0 | 3 | 0 | 0 | 16 |
| 10 | Lenz, Renan | G | 0 | 1 | 0 | 0 | 0 | 0 | 0 | 0 | 0 | 0 | 1 | 0 | 0 | 9 |
| 20 | Osterloh, Ryan | G | 0 | 1 | 0 | 0 | 0 | 0 | 1 | 0 | 0 | 0 | 0 | 0 | 0 | 3 |
| 31 | Bachynski, Dallin | G | 0 | 0 | 0 | 0 | 0 | 0 | 2 | 0 | 0 | 0 | 1 | 0 | 1 | 5 |
| 41 | Olsen, Jeremy | G | 1 | 3 | 0 | 0 | 0 | 0 | 1 | 1 | 2 | 0 | 0 | 0 | 0 | 14 |
| TEAM TOTALS | | 24 | 55 | 5 | 14 | 13 | 14 | 3 | 29 | 11 | 66 | 11 | 12 | 0 | 6 | 200 |
| STANFORD (17-13) | | FG A | 3P A | FT A | REB | PF | TP | A | TO | BK | ST | MIN | | | | |
| 11 | Brown, Andy | F | 2 | 2 | 1 | 1 | 3 | 2 | 2 | 1 | 0 | 7 | 2 | 1 | 0 | 17 |
| 24 | Huestis, Josh | F | 1 | 6 | 0 | 3 | 2 | 2 | 6 | 3 | 4 | 0 | 0 | 2 | 1 | 28 |
| 33 | Powell, Dwight | F | 6 | 11 | 1 | 1 | 2 | 2 | 8 | 1 | 15 | 4 | 4 | 1 | 1 | 32 |
| 2 | Bright, Aaron | G | 2 | 8 | 1 | 6 | 2 | 2 | 1 | 1 | 7 | 5 | 0 | 0 | 0 | 32 |
| 5 | Randle, Chasson | G | 7 | 14 | 4 | 9 | 4 | 4 | 4 | 3 | 22 | 6 | 1 | 0 | 1 | 32 |

31

Stanford 83, California 70

March 6, 2013 • Berkeley, CA

| STANFORD (18-13) | | FG A | 3P A | FT A | REB | PF | TP | A | TO | BK | ST | MIN | | | | |
|------------------|--------------------|-----------|-----------|----------|-----------|-----------|-----------|-----------|-----------|-----------|-----------|----------|----------|----------|------------|----|
| 11 | Brown, Andy | F | 3 | 5 | 1 | 2 | 1 | 1 | 2 | 3 | 8 | 1 | 2 | 0 | 3 | 33 |
| 24 | Huestis, Josh | F | 5 | 8 | 2 | 3 | 6 | 7 | 4 | 0 | 18 | 1 | 0 | 4 | 1 | 36 |
| 33 | Powell, Dwight | F | 3 | 8 | 0 | 0 | 5 | 6 | 6 | 4 | 11 | 4 | 3 | 1 | 1 | 28 |
| 2 | Bright, Aaron | G | 5 | 11 | 2 | 5 | 4 | 6 | 2 | 2 | 16 | 3 | 0 | 0 | 0 | 34 |
| 5 | Randle, Chasson | G | 7 | 10 | 4 | 5 | 2 | 2 | 3 | 5 | 20 | 4 | 1 | 0 | 1 | 34 |
| 1 | Sanders, Christian | | 0 | 1 | 0 | 0 | 2 | 2 | 0 | 1 | 2 | 0 | 0 | 0 | 0 | 3 |
| 12 | Allen, Rosco | | 0 | 1 | 0 | 0 | 0 | 0 | 1 | 0 | 0 | 0 | 0 | 0 | 0 | 7 |
| 23 | Harris, Gabriel | | 0 | 0 | 0 | 0 | 0 | 0 | 1 | 1 | 0 | 1 | 0 | 0 | 0 | 9 |
| 40 | Gage, John | | 1 | 5 | 0 | 2 | 6 | 6 | 2 | 1 | 8 | 0 | 0 | 0 | 2 | 16 |
| TEAM | | | | | | | | | | | | | 3 | | | |
| TOTALS | | 24 | 49 | 9 | 17 | 26 | 30 | 24 | 17 | 83 | 14 | 6 | 5 | 8 | 200 | |

| CALIFORNIA (20-10) | | FG A | 3P A | FT A | REB | PF | TP | A | TO | BK | ST | MIN | | | | |
|--------------------|------------------|-----------|-----------|----------|-----------|-----------|-----------|-----------|-----------|-----------|-----------|-----------|----------|----------|------------|----|
| 35 | Solomon, Richard | F | 4 | 5 | 0 | 0 | 0 | 0 | 2 | 5 | 8 | 2 | 1 | 1 | 0 | 21 |
| 45 | Kravish, David | F | 4 | 6 | 0 | 0 | 0 | 2 | 8 | 1 | 8 | 0 | 0 | 2 | 0 | 38 |
| 1 | Cobbs, Justin | G | 7 | 12 | 1 | 3 | 9 | 10 | 5 | 2 | 24 | 6 | 8 | 0 | 0 | 37 |
| 3 | Wallace, Tyrone | G | 1 | 7 | 0 | 3 | 0 | 0 | 2 | 5 | 2 | 1 | 1 | 0 | 1 | 27 |
| 23 | Crabbe, Allen | G | 8 | 15 | 2 | 5 | 6 | 6 | 6 | 4 | 24 | 4 | 1 | 1 | 1 | 40 |
| 12 | Smith, Brandon | | 2 | 3 | 0 | 0 | 0 | 0 | 0 | 3 | 4 | 0 | 2 | 0 | 1 | 12 |
| 15 | Bak, Bak | | 0 | 1 | 0 | 1 | 0 | 0 | 0 | 0 | 0 | 0 | 0 | 1 | 0 | 1 |
| 24 | Kreklow, Ricky | | 0 | 3 | 0 | 0 | 0 | 0 | 2 | 2 | 0 | 1 | 1 | 0 | 1 | 13 |
| 34 | Thurman, Robert | | 0 | 0 | 0 | 0 | 0 | 0 | 1 | 0 | 0 | 0 | 0 | 0 | 0 | 11 |
| TEAM | | | | | | | | | | | | | 6 | 1 | | |
| TOTALS | | 26 | 52 | 3 | 12 | 15 | 18 | 32 | 23 | 70 | 14 | 14 | 5 | 4 | 200 | |

| | 1 | 2 | Final |
|------------|----|----|-------|
| Stanford | 34 | 49 | 83 |
| California | 31 | 39 | 70 |

Field Goal Pct.: Stanford 49.0, California 50.0
3P Field Goal Pct.: Stanford 52.9, California 25.0
Free Throw Pct.: Stanford 86.7, California 83.3
Officials: Mike Scyphers, Tony Padilla, Tommy Nunez
Technical fouls: Stanford- Randle, Powell, Bright. California- Wallace, Crabbe, Cobbs, TEAM
Ejections at 5:04 of second half: Stanford- Harris, assistant coaches Charles Payne and Mark Madsen. California- Solomon, assistant coach Gregg Gottlieb
Attendance: 11877

33

Stanford 58, Stephen F. Austin 57

March 19, 2013 • Stanford, CA • Postseason NIT First Round

| STEPHEN F. AUSTIN (27-5) | | FG A | 3P A | FT A | REB | PF | TP | A | TO | BK | ST | MIN | | | | |
|--------------------------|-----------------|-----------|-----------|----------|-----------|-----------|-----------|-----------|-----------|-----------|-----------|-----------|----------|----------|------------|----|
| 32 | Smith, Taylor | F | 7 | 9 | 0 | 0 | 4 | 4 | 7 | 1 | 18 | 0 | 3 | 1 | 1 | 40 |
| 34 | Parker, Jacob | F | 0 | 4 | 0 | 1 | 0 | 0 | 4 | 0 | 0 | 0 | 0 | 0 | 0 | 18 |
| 4 | Bateman, Hal | G | 3 | 8 | 0 | 0 | 6 | 6 | 2 | 3 | 12 | 7 | 3 | 0 | 1 | 34 |
| 5 | Bostic, Antonio | G | 7 | 15 | 1 | 5 | 0 | 0 | 6 | 0 | 15 | 2 | 1 | 0 | 0 | 35 |
| 25 | Haymon, Desmond | G | 4 | 11 | 2 | 4 | 0 | 2 | 5 | 3 | 10 | 1 | 1 | 0 | 2 | 36 |
| 00 | Walkup, Thomas | | 1 | 2 | 0 | 0 | 0 | 0 | 2 | 3 | 2 | 0 | 0 | 0 | 2 | 26 |
| 2 | Bright, Aaron | | 0 | 1 | 0 | 1 | 0 | 0 | 0 | 2 | 0 | 0 | 1 | 1 | 0 | 6 |
| 12 | Harrison, Jared | | 0 | 0 | 0 | 0 | 0 | 0 | 0 | 0 | 0 | 0 | 0 | 0 | 0 | 1 |
| 23 | Gajic, Nikola | | 0 | 1 | 0 | 0 | 0 | 0 | 0 | 2 | 0 | 0 | 1 | 0 | 0 | 5 |
| TEAM | | | | | | | | | | | | | 3 | | | |
| TOTALS | | 22 | 51 | 3 | 11 | 10 | 12 | 29 | 12 | 57 | 11 | 10 | 1 | 6 | 200 | |

| STANFORD (19-14) | | FG A | 3P A | FT A | REB | PF | TP | A | TO | BK | ST | MIN | | | | |
|------------------|--------------------|-----------|-----------|----------|-----------|----------|-----------|-----------|-----------|-----------|-----------|-----------|----------|----------|------------|----|
| 11 | Brown, Andy | F | 2 | 3 | 0 | 1 | 0 | 0 | 2 | 2 | 4 | 0 | 2 | 0 | 1 | 18 |
| 24 | Huestis, Josh | F | 3 | 6 | 1 | 2 | 0 | 1 | 3 | 2 | 7 | 1 | 1 | 0 | 0 | 33 |
| 33 | Powell, Dwight | F | 3 | 13 | 0 | 1 | 6 | 8 | 15 | 2 | 12 | 1 | 3 | 4 | 2 | 36 |
| 2 | Bright, Aaron | G | 4 | 11 | 3 | 6 | 0 | 0 | 2 | 2 | 11 | 3 | 2 | 0 | 0 | 31 |
| 5 | Randle, Chasson | G | 3 | 6 | 0 | 2 | 0 | 0 | 2 | 2 | 6 | 1 | 3 | 0 | 1 | 29 |
| 1 | Sanders, Christian | | 0 | 1 | 0 | 0 | 0 | 0 | 0 | 0 | 0 | 1 | 1 | 0 | 0 | 5 |
| 4 | Nastic, Stefan | | 0 | 0 | 0 | 0 | 0 | 0 | 1 | 0 | 0 | 0 | 0 | 0 | 0 | 3 |
| 10 | Lemons, Robbie | | 2 | 4 | 2 | 3 | 0 | 0 | 3 | 1 | 6 | 0 | 0 | 0 | 0 | 16 |
| 12 | Allen, Rosco | | 0 | 1 | 0 | 0 | 0 | 0 | 0 | 0 | 0 | 2 | 0 | 0 | 1 | 4 |
| 23 | Harris, Gabriel | | 3 | 5 | 0 | 0 | 3 | 4 | 3 | 0 | 9 | 1 | 0 | 0 | 0 | 18 |
| 40 | Gage, John | | 1 | 2 | 1 | 1 | 0 | 0 | 1 | 4 | 3 | 1 | 1 | 0 | 1 | 7 |
| TEAM | | | | | | | | | | | | | 1 | | | |
| TOTALS | | 21 | 52 | 7 | 16 | 9 | 13 | 33 | 15 | 58 | 11 | 13 | 4 | 6 | 200 | |

| | 1 | 2 | Final |
|-------------------|----|----|-------|
| Stephen F. Austin | 32 | 25 | 57 |
| Stanford | 31 | 27 | 58 |

Field Goal Pct.: Stephen F. Austin 43.1, Stanford 40.4
3P Field Goal Pct.: Stephen F. Austin 27.3, Stanford 43.8
Free Throw Pct.: Stephen F. Austin 83.3, Stanford 69.2
Officials: Robert Lehigh, Daryl Gelinas, Quinton Reece
Technical fouls: Stephen F. Austin- None. Stanford- None.
Attendance: 1050

32

Arizona State 89, Stanford 88 (OT)

March 13, 2013 • Las Vegas, NV • Pac-12 Tournament First Round

| ARIZONA STATE (21-11) | | FG A | 3P A | FT A | REB | PF | TP | A | TO | BK | ST | MIN | | | | |
|-----------------------|-------------------|-----------|-----------|-----------|-----------|-----------|-----------|-----------|-----------|-----------|-----------|-----------|----------|----------|------------|----|
| 00 | Felix, Carrick | F | 8 | 17 | 3 | 4 | 0 | 0 | 12 | 2 | 19 | 0 | 3 | 1 | 1 | 44 |
| 31 | Gilling, Jonathan | F | 4 | 8 | 4 | 7 | 2 | 2 | 6 | 2 | 14 | 3 | 2 | 1 | 2 | 44 |
| 13 | Bachynski, Jordan | C | 1 | 3 | 0 | 0 | 0 | 0 | 3 | 1 | 2 | 0 | 0 | 0 | 1 | 8 |
| 1 | Carson, Jahii | G | 14 | 22 | 3 | 4 | 3 | 3 | 3 | 3 | 34 | 4 | 3 | 0 | 1 | 43 |
| 2 | Colvin, Chris | G | 2 | 9 | 0 | 2 | 0 | 1 | 4 | 2 | 4 | 4 | 3 | 1 | 1 | 43 |
| 4 | Barnes, Bo | | 0 | 1 | 0 | 1 | 0 | 0 | 0 | 2 | 0 | 0 | 0 | 0 | 0 | 5 |
| 10 | Gordon, Evan | | 3 | 6 | 1 | 4 | 9 | 11 | 4 | 1 | 16 | 4 | 0 | 0 | 0 | 38 |
| TEAM | | | | | | | | | | | | | 4 | | | |
| TOTALS | | 32 | 66 | 11 | 22 | 14 | 17 | 36 | 13 | 89 | 15 | 11 | 3 | 6 | 225 | |

| STANFORD (18-14) | | FG A | 3P A | FT A | REB | PF | TP | A | TO | BK | ST | MIN | | | | |
|------------------|--------------------|-----------|-----------|-----------|-----------|----------|----------|-----------|-----------|-----------|-----------|-----------|----------|----------|------------|----|
| 11 | Brown, Andy | F | 0 | 3 | 0 | 0 | 0 | 0 | 6 | 0 | 0 | 2 | 1 | 0 | 0 | 28 |
| 24 | Huestis, Josh | F | 7 | 11 | 3 | 4 | 0 | 0 | 9 | 4 | 17 | 2 | 2 | 6 | 0 | 38 |
| 33 | Powell, Dwight | F | 11 | 18 | 1 | 2 | 0 | 0 | 9 | 3 | 23 | 4 | 3 | 2 | 0 | 43 |
| 2 | Bright, Aaron | G | 10 | 21 | 6 | 12 | 1 | 1 | 3 | 4 | 27 | 5 | 1 | 0 | 0 | 42 |
| 5 | Randle, Chasson | G | 2 | 12 | 1 | 8 | 0 | 0 | 1 | 5 | 5 | 1 | 2 | 0 | 0 | 31 |
| 1 | Sanders, Christian | | 0 | 0 | 0 | 0 | 0 | 0 | 0 | 1 | 0 | 0 | 0 | 0 | 0 | 1 |
| 10 | Lemons, Robbie | | 0 | 0 | 0 | 0 | 0 | 0 | 0 | 0 | 0 | 0 | 0 | 0 | 0 | 1 |
| 12 | Allen, Rosco | | 0 | 1 | 0 | 0 | 0 | 0 | 2 | 0 | 0 | 0 | 0 | 0 | 0 | 4 |
| 23 | Harris, Gabriel | | 1 | 6 | 1 | 3 | 0 | 0 | 1 | 0 | 3 | 0 | 0 | 0 | 3 | 21 |
| 40 | Gage, John | | 5 | 6 | 3 | 4 | 0 | 0 | 2 | 0 | 13 | 3 | 3 | 0 | 0 | 18 |
| TEAM | | | | | | | | | | | | | 5 | | | |
| TOTALS | | 36 | 78 | 15 | 33 | 1 | 1 | 38 | 17 | 88 | 17 | 12 | 8 | 3 | 225 | |

| | 1 | 2 | OT | Final |
|---------------|----|----|----|-------|
| Arizona State | 35 | 44 | 10 | 89 |
| Stanford | 33 | 46 | 9 | 88 |

Field Goal Pct.: Arizona State 48.5, Stanford 46.2
3P Field Goal Pct.: Arizona State 50.0, Stanford 45.5
Free Throw Pct.: Arizona State 82.4, Stanford 100.0
Officials: Gregory Nixon, Kevin Brill, Daryl Gelinas
Technical fouls: Arizona State- None. Stanford- None.
Attendance: 7451

34

Alabama 66, Stanford 54

March 23, 2013 • Tuscaloosa, AL • Postseason NIT Second Round

| STANFORD (19-15) | | FG A | 3P A | FT A | REB | PF | TP | A | TO | BK | ST | MIN | | | | |
|------------------|--------------------|-----------|-----------|-----------|-----------|----------|----------|-----------|-----------|-----------|-----------|-----------|----------|----------|------------|----|
| 11 | Brown, Andy | F | 2 | 4 | 1 | 2 | 0 | 0 | 1 | 2 | 5 | 0 | 1 | 1 | 0 | 14 |
| 24 | Huestis, Josh | F | 3 | 8 | 0 | 3 | 3 | 3 | 8 | 0 | 9 | 2 | 2 | 3 | 0 | 35 |
| 33 | Powell, Dwight | F | 1 | 6 | 0 | 0 | 0 | 0 | 8 | 4 | 2 | 3 | 3 | 0 | 2 | 24 |
| 2 | Bright, Aaron | G | 2 | 9 | 2 | 6 | 0 | 0 | 5 | 3 | 6 | 3 | 2 | 0 | 0 | 35 |
| 5 | Randle, Chasson | G | 4 | 10 | 3 | 6 | 0 | 0 | 2 | 2 | 11 | 2 | 2 | 0 | 0 | 35 |
| 1 | Sanders, Christian | | 0 | 0 | 0 | 0 | 0 | 0 | 0 | 2 | 0 | 2 | 0 | 1 | 0 | 3 |
| 4 | Nastic, Stefan | | 0 | 1 | 0 | 0 | 0 | 0 | 1 | 0 | 2 | 0 | 0 | 0 | 0 | 3 |
| 10 | Lemons, Robbie | | 4 | 8 | 2 | 4 | 0 | 0 | 4 | 1 | 10 | 0 | 1 | 0 | 0 | 16 |
| 12 | Allen, Rosco | | 0 | 3 | 0 | 1 | 0 | 0 | 0 | 0 | 0 | 0 | 0 | 1 | 0 | 4 |
| 23 | Harris, Gabriel | | 0 | 1 | 0 | 0 | 1 | 2 | 1 | 4 | 1 | 0 | 1 | 0 | 1 | 9 |
| 40 | Gage, John | | 2 | 8 | 2 | 7 | 0 | 0 | 2 | 4 | 6 | 1 | 0 | 1 | 1 | 22 |
| TEAM | | | | | | | | | | | | | 4 | | | |
| TOTALS | | 18 | 58 | 10 | 29 | 8 | 9 | 36 | 20 | 54 | 11 | 14 | 5 | 4 | 200 | |

| ALABAMA (23-12) | | FG A | 3P A | FT A | REB | PF | TP | A | TO | BK | ST | MIN | | | | |
|-----------------|------------------|------|------|------|-----|----|----|---|----|----|----|-----|---|---|---|----|
| 14 | Gueye, Moussa | C | 0 | 2 | 0 | 0 | 0 | 0 | 4 | 2 | 0 | 0 | 3 | 1 | 1 | 11 |
| 5 | Lacey, Trevor | G | 2 | 5 | 1 | 2 | 0 | 0 | 2 | 4 | 5 | 1 | 3 | 1 | 1 | 15 |
| 12 | Releford, Trevor | G | 3 | 10 | 0 | 3 | 4 | 5 | 5 | 2 | 10 | 2 | 1 | 0 | 2 | 35 |
| 20 | Randolph, Levi | G | 4 | 7 | 2 | 3 | 6 | 8 | 6 | 0 | 16 | 1 | 1 | 0 | 2 | 34 |
| 21 | Cooper, Rodney | G | 2 | 7 | 1 | 3 | 2 | 2 | 1 | 1 | 7 | 2 | 0 | 0 | 0 | 32 |
| 15 | Jacobs, Nick | | 4 | 7 | 0 | 0 | 2 | 2 | 6 | 2 | 10 | 0 | 0 | 0 | 0 | 20 |
| 24 | Pollard, Devonta | | 2 | 5 | 0 | 0 | | | | | | | | | | |

**IT STARTS WITH THE FUSE THAT THE GAME LIGHTS INSIDE US.
PASSION IS EXCHANGED BETWEEN THE COURT AND THE STANDS.
ENERGY BECOMES SYNERGY.
OUR UNCOMMON DESIRE BECOMES OUR COMMON GROUND.
BECAUSE THIS SEASON, IT'S ABOUT INTENSITY.
IT'S DRIVEN BY INNOVATION THAT ELEVATES,
AND SPEED THAT WILL RISE.
THE GAME WILL BECOME FASTER,
AND PRIDE WILL BURN HOTTER.
IN ARENAS ALL OVER THE COUNTRY,
INTENSITY WILL INSPIRE COLLEGE FANS
AND COLLEGE PLAYERS
TO UNITE AS ONE.**



Career Leaders

Points

| No. | Player | Total |
|-----|---------------------------|-------|
| 1. | Todd Lichti (1985-89) | 2,336 |
| 2. | Adam Keefe (1988-92) | 2,319 |
| 3. | Casey Jacobsen (1999-02) | 1,723 |
| 4. | Brevin Knight (1993-97) | 1,714 |
| 5. | Dion Cross (1992-96) | 1,635 |
| 6. | Kimberly Belton (1976-80) | 1,615 |
| 7. | Howard Wright (1985-89) | 1,599 |
| 8. | John Revelli (1980-84) | 1,592 |
| 9. | Claude Terry (1969-72) | 1,566 |
| 10. | Tim Young (1994-99) | 1,544 |
| 11. | Keith Jones (1980-84) | 1,516 |
| 12. | Tom Dose (1961-64) | 1,441 |
| 13. | Brian Welch (1978-82) | 1,421 |
| 14. | Ron Tomsic (1951-55) | 1,416 |
| 15. | Rich Kelley (1972-75) | 1,412 |
| 16. | Lawrence Hill (2005-09) | 1,404 |
| 17. | Landry Fields (2006-10) | 1,393 |
| 18. | Art Harris (1965-68) | 1,327 |
| 19. | Hank Luisetti (1935-38) | 1,291 |
| 20. | Wolfe Perry (1975-79) | 1,287 |

Scoring Average

| No. | Player | Total |
|-----|---------------------------|-------|
| 1. | Claude Terry (1969-72) | 20.6 |
| 2. | Tom Dose (1961-64) | 19.2 |
| 3. | Todd Lichti (1985-89) | 18.8 |
| 4. | Rich Kelley (1972-75) | 18.6 |
| 5. | Adam Keefe (1988-92) | 18.6 |
| 6. | Casey Jacobsen (1999-02) | 18.1 |
| 7. | Art Harris (1965-68) | 17.2 |
| 8. | Ron Tomsic (1951-55) | 16.3 |
| 9. | Keith Jones (1980-84) | 16.3 |
| 10. | Hank Luisetti (1935-38) | 16.1 |
| 11. | Don Griffin (1966-69) | 16.1 |
| 12. | Brook Lopez (2006-08) | 16.0 |
| 13. | John Revelli (1980-84) | 15.9 |
| 14. | Ed Tucker (1950-52) | 15.8 |
| 15. | Kimberly Belton (1976-80) | 15.0 |
| 16. | Brevin Knight (1993-97) | 14.9 |
| 17. | Bob Bedell (1963-66) | 14.8 |
| 18. | Dion Cross (1992-96) | 14.2 |
| 19. | Ed Schweitzer (1973-76) | 14.1 |
| 20. | Bill Bond (1954-57) | 13.9 |

(Minimum 2 years)

Field Goals Made

| No. | Player | Total |
|-----|---------------------------|-------|
| 1. | Adam Keefe (1988-92) | 830 |
| 2. | Todd Lichti (1985-89) | 820 |
| 3. | Kimberly Belton (1976-80) | 628 |
| 4. | Claude Terry (1969-72) | 599 |
| 5. | Howard Wright (1985-89) | 592 |
| 6. | Brian Welch (1985-89) | 565 |
| 7. | Keith Jones (1980-84) | 559 |
| 8. | Tim Young (1994-99) | 559 |
| 9. | Tom Dose (1961-64) | 548 |
| 10. | Casey Jacobsen (1999-03) | 547 |
| 11. | Dion Cross (1992-96) | 538 |
| 12. | Ron Tomsic (1951-55) | 532 |
| 13. | John Revelli (1980-84) | 530 |
| 14. | Rich Kelley (1972-75) | 526 |
| 15. | Lawrence Hill (2005-09) | 525 |



Todd Lichti

Field Goals Attempted

| No. | Player | Total |
|-----|---------------------------|-------|
| 1. | Todd Lichti (1985-89) | 1,525 |
| 2. | Tom Dose (1961-64) | 1,458 |
| 3. | Adam Keefe (1988-92) | 1,395 |
| 4. | Ron Tomsic (1951-55) | 1,374 |
| 5. | Claude Terry (1969-72) | 1,270 |
| 6. | Brent Williams (1990-94) | 1,249 |
| 7. | Brevin Knight (1993-97) | 1,239 |
| 8. | Dion Cross (1992-96) | 1,234 |
| 9. | Brian Welch (1978-82) | 1,222 |
| 10. | Don Griffin (1966-69) | 1,212 |
| 11. | Casey Jacobsen (1999-02) | 1,163 |
| 12. | Wolfe Perry (1976-79) | 1,158 |
| 13. | Lawrence Hill (2005-09) | 1,120 |
| 14. | Tim Young (1994-99) | 1,097 |
| 15. | Kimberly Belton (1976-80) | 1,097 |

Field Goal Percentage

| No. | Player | Total |
|-----|----------------------------|------------------|
| 1. | Jason Collins (1997-01) | 262-431 ... 608 |
| 2. | Adam Keefe (1988-92) | 830-1395 ... 594 |
| 3. | John Revelli (1980-84) | 530-897 ... 591 |
| 4. | Mark Madsen (1996-00) | 428-729 ... 587 |
| 5. | Kimberly Belton (1976-80) | 628-1097 ... 572 |
| 6. | Josh Owens (2007-12) | 436-761 ... 572 |
| 7. | Mark Seaton (1995-99) | 122-216 ... 565 |
| 8. | Justin Davis (2000-04) | 292-522 ... 559 |
| 9. | Howard Wright (1985-89) | 592-1070 ... 553 |
| 10. | Joe Kirchofer (1999-04) | 113-205 ... 551 |
| 11. | Rob Little (2001-05) | 400-727 ... 550 |
| 12. | Todd Lichti (1985-89) | 820-1525 ... 538 |
| 13. | Curtis Borchardt (1999-02) | 233-436 ... 534 |
| 14. | Ed Schweitzer (1973-76) | 467-885 ... 528 |
| 15. | Rich Baker (1965-67) | 171-327 ... 523 |


(Minimum 2 years, 200 FGA)

Three-Pointers Made

| No. | Player | Total |
|-----|---------------------------|-------|
| 1. | Dion Cross (1992-96) | 241 |
| 2. | Jeremy Green (2008-11) | 228 |
| 3. | Casey Jacobsen (1999-02) | 222 |
| 4. | Anthony Goods (2005-09) | 206 |
| 5. | Kris Weems (1995-99) | 201 |
| 6. | Chris Hernandez (2001-06) | 188 |
| 7. | Ryan Mendez (1996-01) | 178 |
| 8. | David Moseley (1996-00) | 169 |
| 9. | Matt Lottich (2000-04) | 169 |
| 10. | Terry Taylor (1985-89) | 156 |
| 11. | Julius Barnes (1999-03) | 153 |
| 12. | Arthur Lee (1995-99) | 148 |
| 13. | Aaron Bright (2010-) | 147 |
| 14. | Chasson Randle (2011-) | 146 |
| 15. | Peter Dukes (1989-93) | 132 |

Three-Pointers Attempted

| No. | Player | Total |
|-----|---------------------------|-------|
| 1. | Anthony Goods (2005-09) | 565 |
| 2. | Jeremy Green (2008-11) | 552 |
| 3. | Dion Cross (1992-96) | 551 |
| 4. | Casey Jacobsen (1999-02) | 520 |
| 5. | Kris Weems (1995-99) | 509 |
| 6. | Matt Lottich (2000-04) | 465 |
| 7. | Chris Hernandez (2001-06) | 459 |
| 8. | Julius Barnes (1999-03) | 456 |
| 9. | David Mosley (1996-00) | 432 |
| 10. | Ryan Mendez (1996-01) | 424 |
| 11. | Aaron Bright (2010-) | 393 |
| 12. | Arthur Lee (1995-99) | 365 |
| 13. | Chasson Randle (2011-) | 364 |
| 14. | Peter Dukes (1989-93) | 344 |
| 15. | Terry Taylor (1985-89) | 337 |



Dion Cross

Three-Point FG Pct.

| No. | Player | Total |
|-----|----------------------------|-----------------|
| 1. | Chris Hernandez (2001-06) | 198-359.....551 |
| 2. | Todd Lichti (1985-89) | 112-235.....477 |
| 3. | Terry Taylor (1985-89) | 156-337.....463 |
| 4. | Dion Cross (1992-96) | 241-551.....437 |
| 5. | Kenny Ammann (1989-91) | 105-245.....429 |
| 6. | Casey Jacobsen (1999-02) | 222-520.....427 |
| 7. | John Patrick (1987-91) | 103-244.....422 |
| 8. | Ryan Mendez (1996-01) | 178-424.....420 |
| 9. | Jeremy Green (2008-11) | 228-552.....413 |
| 10. | Michael McDonald (1997-01) | 94-231.....407 |
| 11. | Arthur Lee (1995-99) | 148-365.....405 |
| | John Gage (2010-) | 89-220.....405 |
| 13. | Jeremy Green (2008-) | 140-347.....403 |
| 14. | Chasson Randle (2011-) | 146-364.....401 |
| 15. | Kris Weems (1995-99) | 201-509.....395 |

(Minimum 2 years, 200 3FGA)

Free Throws Made

| No. | Player | Total |
|-----|---------------------------|-------|
| 1. | Adam Keefe (1988-92) | 652 |
| 2. | Brevin Knight (1993-97) | 591 |
| 3. | Todd Lichti (1985-89) | 584 |
| 4. | John Revelli (1980-84) | 532 |
| 5. | Tim Young (1994-99) | 426 |
| 6. | Howard Wright (1985-89) | 415 |
| 7. | Casey Jacobsen (1999-02) | 407 |
| 8. | Keith Jones (1980-84) | 398 |
| 9. | Claude Terry (1969-72) | 368 |
| 10. | Rich Kelley (1972-75) | 360 |
| 11. | Kimberly Belton (1976-80) | 359 |
| | Chris Hernandez (2001-06) | 359 |
| 13. | Paul Neumann (1956-59) | 355 |
| 14. | Ron Tomsic (1951-55) | 352 |
| 15. | Jarron Collins (1997-01) | 337 |

Free Throws Attempted

| No. | Player | Total |
|-----|---------------------------|-------|
| 1. | Adam Keefe (1988-92) | 886 |
| 2. | Brevin Knight (1993-97) | 741 |
| 3. | John Revelli (1980-84) | 726 |
| 4. | Todd Lichti (1985-89) | 695 |
| 5. | Howard Wright (1985-89) | 659 |
| 6. | Kimberly Belton (1976-80) | 619 |
| 7. | Tim Young (1994-99) | 555 |
| 8. | Mark Madsen (1996-00) | 537 |
| 9. | Casey Jacobsen (1999-02) | 528 |
| 10. | Keith Jones (1980-84) | 518 |
| 11. | Jarron Collins (1997-01) | 504 |
| 12. | Claude Terry (1969-72) | 497 |
| 13. | Ron Tomsic (1951-55) | 470 |
| 14. | Rich Kelley (1972-75) | 457 |
| 15. | Tom Dose (1961-64) | 453 |

Free Throw Percentage

| No. | Player | Total |
|-----|---------------------------|-----------------|
| 1. | Jerry Thuesen (1957-60) | 94-106.....887 |
| 2. | Ryan Mendez (1996-01) | 186-214.....869 |
| 3. | Arthur Lee (1995-99) | 365-421.....867 |
| 4. | Chris Hernandez (2001-06) | 359-418.....859 |
| 5. | Todd Lichti (1985-89) | 584-695.....840 |
| 6. | Terry Taylor (1985-89) | 198-236.....839 |
| | Dion Cross (1992-96) | 318-379.....839 |
| 8. | Aaron Bright (2010-) | 177-216.....820 |
| 9. | Johnny Rogers (1981-83) | 127-155.....819 |
| 10. | Paul Neumann (1956-59) | 355-438.....811 |
| 11. | Jeremy Green (2008-11) | 183-227.....806 |
| 12. | Novian Whitsitt (1983-87) | 189-236.....801 |
| | Kenny Ammann (1989-91) | 90-112.....801 |
| 14. | Brevin Knight (1993-97) | 591-741.....798 |
| 15. | Doug Marty (1978-82) | 126-158.....797 |

(Minimum 2 years, 100 FTA)



Adam Keefe



Brevin Knight

Rebounds

| No. | Player | Total |
|-----|---------------------------|-------|
| 1. | Adam Keefe (1988-92) | 1,119 |
| 2. | Tim Young (1994-99) | 1,070 |
| 3. | Kimberly Belton (1976-80) | 955 |
| 4. | Rich Kelley (1972-75) | 944 |
| 5. | Howard Wright (1985-89) | 860 |
| 6. | Mark Madsen (1996-00) | 857 |
| 7. | John Revelli (1980-84) | 798 |
| 8. | Tim Dose (1961-64) | 755 |
| 9. | Jarron Collins (1997-01) | 706 |
| 10. | Ed Schweitzer (1973-76) | 534 |
| 11. | Todd Lichti (1985-89) | 697 |
| 12. | Andy Poppink (1991-96) | 665 |
| 13. | Lawrence Hill (2005-09) | 661 |
| 14. | Russ Lawler (1952-55) | 654 |
| 15. | Landry Fields (2006-10) | 647 |

Rebound Average

| No. | Player | Total |
|-----|----------------------------|---------------|
| 1. | Rich Kelley (1972-75) | 944.....12.4 |
| 2. | Tom Dose (1961-64) | 755.....10.1 |
| 3. | Adam Keefe (1988-92) | 1,119.....9.0 |
| 4. | Kimberly Belton (1976-80) | 955.....8.9 |
| 5. | Ed Schweitzer (1973-76) | 704.....8.8 |
| 6. | Bill Palmer (1967-70) | 505.....8.7 |
| 7. | Russ Lawler (1952-55) | 654.....8.6 |
| 8. | Claude Raaka (1962-65) | 671.....8.5 |
| 9. | Tim Young (1994-99) | 1,070.....8.1 |
| 10. | Bob Bedell (1963-66) | 566.....8.0 |
| | John Revelli (1980-84) | 798.....8.0 |
| 12. | Mark Madsen (1996-00) | 857.....7.9 |
| 13. | Ray Kosanke (1963-66) | 482.....7.7 |
| 14. | John Windsor (1959-62) | 565.....7.5 |
| 15. | Barry Brown (1953-56) | 521.....7.2 |
| | Dick Haga (1956-59) | 549.....7.2 |
| | Curtis Borchardt (1999-02) | 478.....7.2 |



Rich Kelley



Robin Lopez

Steals

| No. | Player | Total |
|-----|---------------------------|-------|
| 1. | Brevin Knight (1993-97) | 298 |
| 2. | Keith Ramee (1982-86) | 199 |
| 3. | Todd Lichti (1985-89) | 156 |
| 4. | Adam Keefe (1988-92) | 141 |
| 5. | Chris Hernandez (2001-06) | 138 |
| 6. | Andrew Vlahov (1987-91) | 130 |
| 7. | Keith Jones (1980-84) | 128 |
| 8. | Arthur Lee (1995-99) | 127 |
| 9. | Mitch Johnson (2005-09) | 121 |
| 10. | Wolfe Perry (1975-79) | 112 |
| 11. | Landry Fields (2006-10) | 111 |
| 12. | Marcus Lollie (1989-93) | 108 |
| 13. | Nick Robinson (2001-05) | 107 |
| 14. | Steve Brown (1981-86) | 106 |
| 15. | Terry Taylor (1985-89) | 103 |
| | Josh Owens (2007-12) | 103 |

Personal Fouls

| No. | Player | Total |
|-----|---------------------------|-------|
| 1. | Tim Young (1994-99) | 375 |
| 2. | Kimberly Belton (1976-80) | 357 |
| 3. | Andy Fischer (1982-86) | 336 |
| 4. | Brevin Knight (1993-97) | 323 |
| 5. | Howard Wright (1985-89) | 321 |
| 6. | Brian Welch (1978-82) | 320 |
| 7. | Darren Allaway (1992-96) | 319 |
| | Rob Little (2001-05) | 319 |
| 9. | John Revelli (1980-84) | 318 |
| 10. | Earl Koberlein (1982-86) | 303 |
| 11. | Andy Poppink (1991-96) | 301 |
| | Jarron Collins (1997-01) | 301 |
| 13. | Keith Jones (1980-84) | 286 |
| | Eric Reveno (1984-89) | 286 |
| | Andrew Vlahov (1987-91) | 286 |

Disqualifications

| No. | Player | Total |
|-----|---------------------------|-------|
| 1. | Andy Fischer (1981-86) | 23 |
| 2. | Tom Dose (1961-64) | 21 |
| 3. | Rich Kelley (1973-75) | 20 |
| | John Revelli (1980-84) | 20 |
| 5. | Kimberly Belton (1976-80) | 17 |
| | Darren Allaway (1992-96) | 17 |
| | Tim Young (1994-99) | 17 |
| 8. | John Hendry (1958-61) | 15 |
| | Wolfe Perry (1975-79) | 15 |
| 10. | Mal McElwain (1966-69) | 14 |
| | Jeff McHugh (1974-78) | 14 |
| | Eric Reveno (1984-89) | 14 |
| | Andy Poppink (1991-96) | 14 |
| 14. | Dennis O'Neill (1968-71) | 13 |
| | Tom Schmalzried (1976-80) | 13 |
| | Brian Welch (1978-82) | 13 |

Games Played

| No. | Player | Total |
|-----|---------------------------|-------|
| 1. | Tim Young (1994-99) | 132 |
| 2. | Lawrence Hill (2005-09) | 131 |
| 3. | Jarron Collins (1997-01) | 129 |
| | Mitch Johnson (2005-09) | 129 |
| | Landry Fields (2006-10) | 129 |
| 6. | David Moseley (1996-00) | 127 |
| | Ryan Mendez (1996-01) | 127 |
| 8. | Arthur Lee (1995-99) | 126 |
| | Rob Little (2001-05) | 126 |
| | Fred Washington (2003-08) | 126 |
| | Taj Finger (2004-08) | 126 |
| 12. | Adam Keefe (1988-92) | 125 |
| 13. | Todd Lichti (1985-89) | 124 |
| | Howard Wright (1985-89) | 124 |
| | Kris Weems (1995-99) | 124 |
| | Peter Sauer (1995-99) | 124 |

Games Started

| No. | Player | Total |
|-----|---------------------------|-------|
| 1. | Tim Young (1994-99) | 125 |
| 2. | Howard Wright (1985-89) | 121 |
| 3. | Todd Lichti (1985-89) | 119 |
| 4. | Brevin Knight (1993-97) | 114 |
| 5. | Mitch Johnson (2005-09) | 107 |
| 6. | Brian Welch (1978-82) | 105 |
| 7. | Kimberly Belton (1976-80) | 104 |
| 8. | Keith Ramee (1982-86) | 99 |
| 9. | Kris Weems (1995-99) | 98 |
| 10. | John Revelli (1980-84) | 97 |
| | Dion Cross (1992-96) | 97 |
| 12. | Peter Sauer (1995-99) | 96 |
| | Josh Owens (2007-12) | 96 |
| 14. | Rob Little (2001-05) | 95 |
| 15. | Terry Taylor (1985-89) | 93 |

Minutes Played


| No. | Player | Total |
|-----|---------------------------|-------|
| 1. | Todd Lichti (1985-89) | 4,107 |
| 2. | Adam Keefe (1988-92) | 4,002 |
| 3. | Howard Wright (1985-89) | 3,774 |
| 4. | Brevin Knight (1993-97) | 3,703 |
| 5. | Brian Welch (1978-82) | 3,645 |
| 6. | Kimberly Belton (1976-80) | 3,512 |
| 7. | Mitch Johnson (2005-09) | 3,469 |
| 8. | Tim Young (1994-99) | 3,420 |
| 9. | Lawrence Hill (2005-09) | 3,316 |
| 10. | Dion Cross (1992-96) | 3,220 |
| 11. | Kris Weems (1995-99) | 3,149 |
| 12. | Anthony Goods (2005-09) | 3,079 |
| 13. | Brent Williams (1990-94) | 3,070 |
| 14. | John Revelli (1980-84) | 3,064 |
| 15. | Landry Fields (2006-10) | 3,041 |

Assists

| No. | Player | Total |
|-----|----------------------------|-------|
| 1. | Brevin Knight (1993-97) | 780 |
| 2. | Mitch Johnson (2005-09) | 534 |
| 3. | Keith Ramee (1982-86) | 513 |
| 4. | Terry Taylor (1985-89) | 490 |
| 5. | Marcus Lollie (1989-93) | 474 |
| 6. | Chris Hernandez (2001-06) | 396 |
| 7. | Michael McDonald (1997-01) | 393 |
| 8. | Arthur Lee (1995-99) | 382 |
| 9. | Jarrett Mann (2008-12) | 353 |
| 10. | Todd Lichti (1985-89) | 304 |
| 11. | Aaron Bright (2010-) | 300 |
| 11. | Mike Bratz (1974-77) | 289 |
| 12. | Julius Barnes (1999-03) | 283 |
| 13. | Andrew Vlahov (1987-91) | 278 |
| 14. | Wolfe Perry (1975-79) | 258 |

Blocked Shots

| No. | Player | Total |
|-----|----------------------------|-------|
| 1. | Tim Young (1994-99) | 167 |
| 2. | Robin Lopez (2006-08) | 156 |
| 3. | Curtis Borchardt (1999-02) | 146 |
| 4. | Matt Haryasz (2002-06) | 130 |
| 5. | Howard Wright (1985-89) | 121 |
| | Josh Huestis (2010-) | 121 |
| 7. | Brook Lopez (2006-08) | 101 |
| 8. | Josh Childress (2001-04) | 95 |
| 9. | Jason Collins (1997-01) | 89 |
| 10. | Dwight Powell (2010-) | 88 |
| 11. | Kimberly Belton (1976-80) | 86 |
| 12. | Josh Owens (2007-12) | 85 |
| 13. | Lawrence Hill (2005-09) | 83 |
| 14. | Rob Little (2001-05) | 81 |
| 15. | Jarron Collins (1997-01) | 68 |



Tim Young

Season Leaders

Points

| No. | Player | Total |
|-----|--------------------------|-------|
| 1. | Adam Keefe (1991-92) | 734 |
| 2. | Adam Keefe (1990-91) | 709 |
| 3. | Landry Fields (2009-10) | 704 |
| 4. | Todd Lichti (1987-88) | 664 |
| 5. | Todd Lichti (1988-89) | 663 |
| 6. | Casey Jacobsen (2001-02) | 658 |
| 7. | Keith Jones (1983-84) | 619 |
| 8. | Casey Jacobsen (2000-01) | 616 |
| 9. | Adam Keefe (1989-90) | 599 |
| 10. | Keith Jones (1982-83) | 553 |
| 11. | Claude Terry (1970-71) | 544 |
| 12. | Art Harris (1967-68) | 540 |
| 13. | Anthony Goods (2008-09) | 535 |
| 14. | Don Griffin (1968-69) | 532 |
| | Jeremy Green (2009-10) | 532 |
| 16. | Claude Terry (1971-72) | 531 |
| 17. | Julius Barnes (2002-03) | 529 |
| 18. | Mike Bratz (1976-77) | 528 |
| 19. | Brook Lopez (2007-08) | 521 |
| 20. | Rich Kelley (1974-75) | 520 |
| | Tom Dose (1962-63) | 520 |

Scoring Average

| No. | Player | Total |
|-----|--------------------------|-------|
| 1. | Adam Keefe (1991-92) | 25.3 |
| 2. | Landry Fields (2009-10) | 22.0 |
| 3. | Casey Jacobsen (2001-02) | 21.9 |
| 4. | Adam Keefe (1990-91) | 21.5 |
| 5. | Claude Terry (1971-72) | 21.2 |
| 6. | Claude Terry (1970-71) | 20.9 |
| 7. | Tom Dose (1962-63) | 20.8 |
| | Art Harris (1967-68) | 20.8 |
| 9. | Don Griffin (1968-69) | 20.4 |
| 10. | Todd Lichti (1987-88) | 20.1 |
| | Todd Lichti (1988-89) | 20.1 |
| 12. | Adam Keefe (1989-90) | 20.0 |
| | Tom Dose (1963-64) | 20.0 |
| | Rich Kelley (1974-75) | 20.0 |
| | Keith Jones (1983-84) | 20.0 |
| 16. | Keith Jones (1982-83) | 19.8 |
| 17. | Mike Bratz (1976-77) | 19.6 |
| | Claude Terry (1969-70) | 19.6 |
| 19. | Brook Lopez (2007-08) | 19.3 |
| | Ron Tomsic (1954-55) | 19.3 |

Field Goals Made

| No. | Player | Total |
|-----|--------------------------|-------|
| 1. | Adam Keefe (1991-92) | 275 |
| 2. | Adam Keefe (1990-91) | 252 |
| 3. | Landry Fields (2009-10) | 248 |
| 4. | Todd Lichti (1988-89) | 240 |
| 5. | Keith Jones (1983-84) | 239 |
| 6. | Todd Lichti (1987-88) | 222 |
| 7. | Adam Keefe (1989-90) | 210 |
| 8. | Don Griffin (1968-69) | 208 |
| 9. | Arthur Harris (1967-68) | 206 |
| 10. | Mike Bratz (1976-77) | 205 |
| | Casey Jacobsen (2001-02) | 205 |
| 12. | Claude Terry (1970-71) | 203 |
| | Casey Jacobsen (2000-01) | 203 |
| 14. | Claude Terry (1969-70) | 201 |
| 15. | Howard Wright (1987-88) | 196 |

Field Goals Attempted

| No. | Player | Total |
|-----|--------------------------|-------|
| 1. | Ron Tomsic (1952-53) | 626 |
| 2. | Landry Fields (2009-10) | 506 |
| 3. | Don Griffin (1968-69) | 502 |
| 4. | Adam Keefe (1991-92) | 499 |
| 5. | Keith Jones (1983-84) | 487 |
| 6. | Casey Jacobsen (2001-02) | 465 |
| 7. | Jeremy Green (2009-10) | 453 |
| 8. | Bill Bond (1956-57) | 450 |
| 9. | Todd Lichti (1988-89) | 437 |
| 10. | Julius Barnes (2002-03) | 436 |
| 11. | Arthur Harris (1967-68) | 428 |
| | Claude Terry (1971-72) | 428 |
| 13. | Claude Terry (1970-71) | 427 |
| 14. | Mike Bratz (1976-77) | 423 |
| 15. | Claude Terry (1969-70) | 415 |

Field Goal Percentage

| No. | Player | FG-FGA | Total |
|-----|---------------------------|---------|-------|
| 1. | John Revelli (1982-83) | 100-149 | 671 |
| 2. | Adam Keefe (1988-89) | 93-147 | 633 |
| 3. | Adam Keefe (1989-90) | 210-335 | 627 |
| 4. | John Revelli (1978-79) | 170-273 | 623 |
| 5. | Howard Wright (1987-88) | 196-315 | 622 |
| | Jason Collins (1999-00) | 84-135 | 622 |
| 7. | Kimberly Belton (1978-79) | 164-265 | 619 |
| 8. | Jason Collins (2000-01) | 168-274 | 613 |
| 9. | Adam Keefe (1990-91) | 252-414 | 609 |
| 10. | Mark Madsen (1998-99) | 153-253 | 605 |
| 11. | John Revelli (1981-82) | 144-239 | 603 |
| 12. | Jack Gilbert (1965-66) | 62-103 | 602 |
| 13. | Rich Baker (1966-67) | 92-154 | 597 |
| 14. | Mark Madsen (1997-98) | 116-197 | 589 |
| 15. | Johnny Rogers (1982-83) | 120-204 | 588 |

Three-Pointers Made

| No. | Player | Total |
|-----|---------------------------|-------|
| 1. | Jeremy Green (2009-10) | 93 |
| 2. | Jeremy Green (2010-11) | 88 |
| 3. | Chasson Randle (2011-12) | 85 |
| 4. | Casey Jacobsen (2000-01) | 84 |
| 5. | Dion Cross (1994-95) | 82 |
| 6. | Peter Dukes (1991-92) | 79 |
| | Julius Barnes (2002-03) | 79 |
| | Matt Lottich (2002-03) | 79 |
| 9. | Dion Cross (1995-96) | 75 |
| | Chris Hernandez (2005-06) | 75 |
| 11. | Casey Jacobsen (1999-00) | 74 |
| 12. | Anthony Goods (2008-09) | 71 |
| | Aaron Bright (2011-12) | 71 |
| 14. | David Moseley (1999-00) | 70 |
| 15. | Matt Lottich (2003-04) | 67 |

Three-Pointers Attempted

| No. | Player | Total |
|-----|--------------------------|-------|
| 1. | Jeremy Green (2009-10) | 244 |
| 2. | Julius Barnes (2002-03) | 226 |
| 3. | Matt Lottich (2002-03) | 207 |
| 4. | Jeremy Green (2010-11) | 205 |
| 5. | Chasson Randle (2011-12) | 194 |
| 6. | Matt Lottich (2003-04) | 191 |
| 7. | Dion Cross (1995-96) | 187 |
| 8. | Anthony Goods (2007-08) | 185 |
| 9. | Anthony Goods (2008-09) | 183 |
| 10. | Casey Jacobsen (2000-01) | 178 |
| 11. | Casey Jacobsen (2001-02) | 172 |
| 12. | Dion Cross (1995-95) | 171 |
| 13. | Casey Jacobsen (1999-00) | 170 |
| | Chasson Randle (2012-13) | 170 |
| 15. | Peter Dukes (1991-92) | 168 |



Casey Jacobsen

Three-Point FG Pct.

| No. | Player | 3FG-FGA | Pct. |
|-----|----------------------------|---------|------|
| 1. | Todd Lichti (1987-88) | 46-89 | 517 |
| 2. | Michael McDonald (2000-01) | 56-109 | 514 |
| 3. | Marcus Lollie (1991-92) | 26-53 | 491 |
| 4. | Terry Taylor (1986-87) | 40-82 | 488 |
| 5. | Dion Cross (1994-95) | 82-171 | 480 |
| 6. | Todd Lichti (1986-87) | 30-63 | 476 |
| 7. | Ryan Mendez (1997-98) | 45-95 | 474 |
| 8. | Casey Jacobsen (2000-01) | 84-178 | 472 |
| | Chris Hernandez (2005-06) | 75-159 | 472 |
| 10. | Peter Dukes (1991-92) | 79-168 | 470 |
| 11. | Terry Taylor (1987-88) | 65-139 | 468 |
| 12. | Drew Shiller (2007-08) | 20-43 | 465 |
| 13. | Dion Cross (1992-93) | 30-65 | 462 |
| 14. | Kenny Ammann (1989-90) | 47-102 | 461 |
| 15. | Jeremy Green (2008-09) | 47-103 | 456 |

(Minimum 40 FGA)

Free Throws Made

| No. | Player | Total |
|-----|--------------------------|-------|
| 1. | Adam Keefe (1990-91) | 203 |
| 2. | Casey Jacobsen (2001-02) | 184 |
| 3. | Adam Keefe (1989-90) | 179 |
| | Landry Fields (2009-10) | 179 |
| 5. | Todd Lichti (1987-88) | 174 |
| 6. | Keith Jones (1982-83) | 167 |
| 7. | Brevin Knight (1996-97) | 166 |
| 8. | Arthur Lee (1997-98) | 164 |
| 9. | John Revelli (1983-84) | 161 |
| 10. | John Revelli (1981-82) | 155 |
| 11. | Brevin Knight (1994-99) | 153 |
| | Brook Lopez (2007-08) | 153 |
| 13. | Brevin Knight (1995-96) | 151 |
| 14. | Todd Lichti (1988-89) | 147 |
| 15. | Jason Collins (2000-01) | 145 |

Free Throws Attempted

| No. | Player | Total |
|-----|----------------------------|-------|
| 1. | Adam Keefe (1990-91) | 267 |
| 2. | Landry Fields (2009-10) | 257 |
| 3. | Adam Keefe (1989-90) | 247 |
| 4. | Adam Keefe (1991-92) | 240 |
| 5. | Casey Jacobsen (2001-02) | 237 |
| 6. | John Revelli (1983-84) | 233 |
| 7. | Keith Jones (1982-83) | 224 |
| 8. | Mark Madsen (1996-97) | 218 |
| 9. | Kimberly Belton (1979-80) | 214 |
| 10. | Curtis Borchardt (2001-02) | 206 |
| 11. | John Revelli (1981-82) | 205 |
| 12. | Brevin Knight (1994-95) | 204 |
| 13. | Tom Dose (1961-62) | 201 |
| 14. | Brevin Knight (1996-97) | 199 |
| 15. | Brook Lopez (2007-08) | 194 |

Free Throw Percentage

| No. | Player | FT-FTA | Pct. |
|-----|---------------------------|---------|------|
| 1. | Ryan Mendez (2000-01) | 94-101 | .931 |
| 2. | Dion Cross (1995-96) | 81-88 | .921 |
| 3. | Chris Hernandez (2003-04) | 96-105 | .914 |
| 4. | Chris Hernandez (2005-06) | 109-121 | .901 |
| 5. | Arthur Lee (1997-98) | 164-185 | .886 |
| | Arthur Lee (1998-99) | 140-158 | .886 |
| 7. | Doug Marty (1980-81) | 52-59 | .881 |
| 8. | Todd Lichti (1987-88) | 174-198 | .879 |
| 9. | Ryan Mendez (1999-00) | 63-72 | .875 |
| 10. | Terry Taylor (1987-88) | 69-79 | .873 |
| 11. | Jerry Thuesen (1957-58) | 59-68 | .868 |
| 12. | Matt Lottich (2003-04) | 56-65 | .862 |
| 13. | David Moseley (1999-00) | 62-72 | .861 |
| 14. | Paul Neumann (1958-59) | 134-157 | .854 |
| 15. | Todd Lichti (1988-89) | 147-173 | .850 |
| | Marcus Lollie (1992-93) | 68-80 | .850 |
| | Novan Whitsitt (1984-85) | 68-80 | .850 |

(Minimum 50 FTA)

Rebounds

| No. | Player | Total |
|-----|----------------------------|-------|
| 1. | Adam Keefe (1991-92) | 355 |
| 2. | Curtis Borchardt (2001-02) | 332 |
| 3. | Rich Kelley (1972-73) | 331 |
| 4. | Rich Kelley (1973-74) | 313 |
| | Adam Keefe (1990-91) | 313 |
| 6. | Josh Huestis (2012-13) | 307 |
| 7. | Ed Schweitzer (1975-76) | 302 |
| 8. | Rich Kelley (1974-75) | 300 |
| 9. | Mark Madsen (1998-99) | 297 |
| 10. | Dwight Powell (2012-13) | 285 |
| 11. | Tim Young (1997-98) | 284 |
| 12. | Matt Haryasz (2004-05) | 281 |
| 13. | Landry Fields (2009-10) | 280 |
| 14. | Adam Keefe (1989-90) | 272 |
| 15. | Tom Dose (1961-62) | 270 |

Rebound Average

| No. | Player | Total | Avg. |
|-----|----------------------------|-------|------|
| 1. | Rich Kelley (1972-73) | 331 | 13.2 |
| 2. | Rich Kelley (1973-74) | 313 | 12.5 |
| 3. | Adam Keefe (1991-92) | 355 | 12.2 |
| 4. | Tom Dose (1961-62) | 270 | 11.5 |
| | Rich Kelley (1974-75) | 300 | 11.5 |
| 6. | Curtis Borchardt (2001-02) | 332 | 11.4 |
| 7. | Ed Schweitzer (1975-76) | 302 | 11.2 |
| 8. | Russ Lawler (1954-55) | 240 | 10.9 |
| 9. | Barry Brown (1955-56) | 259 | 10.8 |
| | Tom Dose (1962-63) | 269 | 10.8 |
| 11. | Don Carlson (1952-53) | 266 | 10.6 |
| | Clayton Raaka (1963-64) | 255 | 10.6 |
| 13. | Tom Dose (1961-62) | 270 | 10.4 |
| 14. | John Windsor (1961-62) | 237 | 10.1 |
| 15. | Kimberly Belton (1979-80) | 255 | 9.8 |

Assists

| No. | Player | Total |
|-----|----------------------------|-------|
| 1. | Brevin Knight (1996-97) | 234 |
| 2. | Brevin Knight (1995-96) | 212 |
| 3. | Marcus Lollie (1991-92) | 189 |
| 4. | Mitch Johnson (2007-08) | 188 |
| 5. | Brevin Knight (1994-95) | 184 |
| 6. | Keith Ramee (1985-86) | 178 |
| 7. | Michael McDonald (2000-01) | 165 |
| 8. | Terry Taylor (1987-88) | 161 |
| | Arthur Lee (1997-98) | 161 |
| 10. | Terry Taylor (1988-89) | 159 |
| 11. | Brevin Knight (1993-94) | 150 |
| 12. | Michael McDonald (1997-98) | 145 |
| | Arthur Lee (1998-99) | 145 |
| | Mitch Johnson (2008-09) | 145 |
| 15. | Terry Taylor (1986-87) | 142 |

Blocked Shots

| No. | Player | Total |
|-----|----------------------------|-------|
| 1. | Curtis Borchardt (2001-02) | 85 |
| 2. | Robin Lopez (2007-08) | 83 |
| 3. | Robin Lopez (2006-07) | 73 |
| 4. | Josh Huestis (2012-13) | 71 |
| 5. | Brook Lopez (2007-08) | 56 |
| 6. | Tim Young (1996-97) | 50 |
| 7. | Matt Haryasz (2005-06) | 47 |
| 8. | Josh Childress (2002-03) | 46 |
| 9. | Brook Lopez (2006-07) | 45 |
| 10. | Tim Young (1994-95) | 43 |
| | Jason Collins (1999-00) | 43 |
| | Jason Collins (2000-01) | 43 |
| | Josh Huestis (2011-12) | 43 |
| 14. | Kent Seymour (1984-85) | 42 |
| | Curtis Borchardt (1999-00) | 42 |

Steals

| No. | Player | Total |
|-----|---------------------------|-------|
| 1. | Brevin Knight (1996-97) | 83 |
| 2. | Brevin Knight (1994-95) | 78 |
| 3. | Brevin Knight (1993-94) | 77 |
| 4. | Brevin Knight (1995-96) | 60 |
| 5. | Mike Bratz (1976-77) | 59 |
| | Arthur Lee (1998-99) | 59 |
| 7. | Keith Ramee (1984-85) | 55 |
| 8. | Keith Ramee (1985-86) | 53 |
| 9. | Chris Hernandez (2004-05) | 52 |
| 10. | Adam Keefe (1990-91) | 51 |
| | Landry Fields (2009-10) | 51 |
| 12. | Andrew Vlahov (1989-90) | 50 |
| 13. | Andrew Vlahov (1992-93) | 49 |
| | Adam Keefe (1991-92) | 49 |
| 15. | Keith Jones (1983-84) | 48 |

Personal Fouls


| No. | Player | Total |
|-----|---------------------------|-------|
| 1. | Chasson Randle (2011-12) | 111 |
| 2. | John Revelli (1980-81) | 108 |
| 3. | Tim Young (1997-98) | 106 |
| | Rob Little (2002-03) | 106 |
| 5. | Dwight Powell (2012-13) | 104 |
| 6. | Arthur Harris (1966-67) | 100 |
| | Justin Davis (2002-03) | 100 |
| 8. | John Revelli (1988-89) | 99 |
| | Eric Reveno (1988-89) | 99 |
| | Chasson Randle (2012-13) | 99 |
| 11. | Brian Welch (1979-80) | 96 |
| 12. | Arthur Harris (1965-66) | 95 |
| | Bart Lammersen (1992-93) | 95 |
| | Andy Poppink (1993-94) | 95 |
| 15. | Kimberly Belton (1976-77) | 94 |
| | Robin Lopez (2007-08) | 94 |

Disqualifications

| No. | Player | Total |
|-----|---------------------------|-------|
| 1. | John Revelli (1980-81) | 10 |
| 2. | Rich Kelley (1973-74) | 9 |
| | Tom Schmalzried (1976-77) | 9 |

Minutes Played

| No. | Player | Total |
|-----|--------------------------|-------|
| 1. | Adam Keefe (1990-91) | 1,204 |
| 2. | Landry Fields (2009-10) | 1,161 |
| 3. | Julius Barnes (2002-03) | 1,158 |
| 4. | Todd Lichti (1987-88) | 1,140 |
| 5. | Mitch Johnson (2007-08) | 1,134 |
| 6. | Josh Childress (2002-03) | 1,128 |
| 7. | Chasson Randle (2011-12) | 1,127 |
| 8. | Todd Lichti (1988-89) | 1,117 |
| 9. | Howard Wright (1987-88) | 1,098 |
| 10. | Josh Huestis (2012-13) | 1,092 |
| 11. | Adam Keefe (1991-92) | 1,080 |
| 12. | Casey Jacobsen (2000-01) | 1,079 |
| 13. | Arthur Lee (1998-99) | 1,076 |
| 14. | Adam Keefe (1989-90) | 1,065 |
| 15. | Lawrence Hill (2008-09) | 1,059 |



Individual Single-Game Bests

Points

| No. | Total | Player | Season |
|-----|-------|----------------------------------|---------|
| 1. | 50 | Hank Luisetti vs. Duquense | 1937-38 |
| 2. | 49 | Casey Jacobsen vs. Arizona State | 2001-02 |
| 3. | 46 | Hank Luisetti vs. Oregon | 1937-38 |
| 4. | 42 | Tom Dose vs. Washington State | 1963-64 |
| 5. | 41 | Casey Jacobsen vs. Oregon | 2001-02 |
| | 41 | Kimberly Belton vs. USC | 1979-80 |
| | 41 | Claude Terry vs. Oregon State | 1970-71 |
| 8. | 40 | Ron Tomsic vs. USC | 1954-55 |
| 9. | 39 | Ron Tomsic vs. Bradley | 1952-53 |
| 10. | 38 | Tom Dose vs. UCLA | 1963-64 |
| | 38 | Ron Tomsic vs. USC | 1952-53 |
| 12. | 37 | Chris Hernandez vs. UCLA | 2004-05 |
| | 37 | Art Harris vs. Oregon | 1967-68 |
| | 37 | Art Harris vs. Washington State | 1967-68 |

Field Goals Made

| No. | Total | Player | Season |
|-----|-------|----------------------------|---------|
| 1. | 23 | Hank Luisetti vs. Duquense | 1937-38 |

Field Goal Percentage

| No. | Total | Player | Season |
|-----|---------------|---------------------------------------|---------|
| 1. | 1.000 (12-12) | Todd Lichti vs. Furman | 1988-89 |
| 2. | 1.000 (10-10) | Tim Patterson vs. UC Santa Barbara | 1972-73 |
| 3. | .929 (13-14) | Jason Collins vs. Washington | 2000-01 |
| 4. | .923 (12-13) | Todd Lichti vs. Long Beach State | 1987-88 |
| 5. | .917 (11-12) | Andy Poppink vs. American | 1995-96 |
| | .917 (11-12) | Adam Keefe vs. San Francisco | 1989-90 |
| 7. | .909 (10-11) | Justin Davis vs. UCLA | 2003-04 |
| | .909 (10-11) | Curtis Borchardt vs. Long Beach State | 2001-02 |
| 9. | .900 (9-10) | Justin Davis vs. UNLV | 2003-04 |
| | .900 (9-10) | Adam Keefe vs. North Carolina | 1990-91 |
| | .900 (9-10) | John Revelli vs. Washington State | 1981-82 |
| | .900 (9-10) | Keith Jones vs. UCLA | 1980-81 |

(Minimum 10 FGA)

Three-Pointers Made

| No. | Total | Player | Season |
|-----|-------|----------------------------------|---------|
| 1. | 8 | Julius Barnes vs. Rice | 2002-03 |
| | 8 | Terry Taylor vs. Seattle Pacific | 1987-88 |

Three-Pointers Attempted

| No. | Total | Player | Season |
|-----|-------|-------------------------------|---------|
| 1. | 15 | Peter Dukes vs. Arizona | 1991-92 |
| | 15 | Jeremy Green vs. Oregon State | 2010-11 |

Three-Point FG Percentage

| No. | Total | Player | Season |
|-----|-------------|------------------------|---------|
| 1. | 1.000 (7-7) | Dion Cross vs. Arizona | 1995-96 |

(Minimum 7 FGA)

Free Throws Made

| No. | Total | Player | Season |
|-----|-------|-------------------------------------|---------|
| 1. | 18 | Todd Lichti vs. UC Santa Barbara | 1987-88 |
| 2. | 17 | Chris Hernandez vs. San Francisco | 2004-05 |
| 3. | 15 | Adam Keefe vs. Arizona | 1990-91 |
| | 15 | Todd Lichti vs. Arizona | 1988-89 |
| 5. | 14 | Landry Fields vs. Oregon | 2009-10 |
| | 14 | Brevin Knight vs. Washington | 1994-95 |
| | 14 | Todd Lichti vs. Baylor | 1987-88 |
| | 14 | Dick Haga vs. Oregon State | 1958-59 |
| 9. | 13 | Jason Haas vs. Washington | 2004-05 |
| | 13 | Julius Barnes vs. USC | 2002-03 |
| | 13 | Julius Barnes vs. Arizona State | 2002-03 |
| | 13 | Darren Allaway vs. Washington State | 1993-94 |
| | 13 | Todd Lichti vs. Chaminade | 1987-88 |

Rebounds

| No. | Total | Player | Season |
|-----|-------|--------------------------|---------|
| 1. | 27 | Rich Kelley vs. Kentucky | 1973-74 |
| 2. | 24 | Rich Kelley vs. LSU | 1974-75 |

| | | | |
|-----|--------------------------------|------------------------------|---------|
| 24 | Kimberly Belton vs. California | 1976-77 | |
| 4. | 22 | Adam Keefe vs. Oregon | 1991-92 |
| 5. | 21 | Curtis Borchardt vs. Arizona | 2001-02 |
| | 21 | Tim Young vs. Oregon | 1996-97 |
| | 21 | Adam Keefe vs. Southern Utah | 1991-92 |
| | 21 | Ed Schweitzer vs. California | 1975-76 |
| | 21 | Clayton Raaka vs. California | 1963-64 |
| 10. | 20 | Matt Haryasz vs. Oregon | 2004-05 |
| | 20 | Curtis Borchardt vs. Purdue | 2001-02 |
| | 20 | Mark Madsen vs. Washington | 1999-00 |
| | 20 | Rich Kelley vs. Utah | 1973-74 |
| | 20 | Chuck Moore vs. Wyoming | 1969-70 |
| | 20 | Tom Dose vs. Oregon State | 1962-63 |

Assists

| No. | Total | Player | Season |
|-----|-------|------------------------------------|---------|
| 1. | 16 | Mitch Johnson vs. Marquette | 2007-08 |
| 2. | 13 | Brevin Knight vs. California | 1996-97 |
| | 13 | Brevin Knight vs. Arizona State | 1996-97 |
| | 13 | Brevin Knight vs. Alaska-Anchorage | 1996-97 |
| | 13 | Brevin Knight vs. California | 1995-96 |
| | 13 | Brevin Knight vs. USC | 1994-95 |
| 7. | 12 | Brevin Knight vs. Arizona | 1996-97 |
| | 12 | Brevin Knight vs. California | 1994-95 |
| | 12 | Terry Taylor vs. Washington State | 1986-87 |
| | 12 | Keith Ramee vs. Oregon State | 1982-83 |
| 11. | 11 | Jarrett Mann vs. Washington State | 2010-11 |
| | 11 | Brevin Knight vs. Oregon State | 1996-97 |
| | 11 | Brevin Knight vs. Arizona | 1995-96 |
| | 11 | Brevin Knight vs. Virginia | 1993-94 |
| | 11 | Marcus Lollie vs. Oregon | 1992-93 |
| | 11 | Terry Taylor vs. Oregon State | 1987-88 |
| | 11 | Keith Ramee vs. Seton Hall | 1985-86 |

Blocked Shots

| No. | Total | Player | Season |
|-----|-------|-------------------------------------|---------|
| 1. | 12 | Brook Lopez vs. USC | 2006-07 |
| 2. | 10 | Josh Huestis vs. Seattle | 2012-13 |
| 3. | 8 | Josh Huestis vs. Belmont | 2012-13 |
| 4. | 6 | Robin Lopez vs. Siena | 2006-07 |
| | 6 | Lawrence Hill vs. Washington | 2005-06 |
| | 6 | Matt Haryasz at Oregon State | 2003-04 |
| | 6 | Curtis Borchardt vs. Michigan State | 2001-02 |
| | 6 | Curtis Borchardt vs. Purdue | 2001-02 |
| | 6 | Curtis Borchardt vs. CS Bakersfield | 1999-00 |

Steals

| No. | Total | Player | Season |
|-----|-------|---------------------------------|---------|
| 1. | 10 | Brevin Knight vs. McNeese State | 1993-94 |

Team Single Game Bests

Most Field Goals Made: 49, vs. Denver (Jan. 25, 1974)

Highest Field Goal Percentage: .769 (30-39) vs. Oregon (Jan. 8, 1982)

Most Free Throws Made: 44, vs. BYU-Hawaii (Dec. 28, 1983); 44, vs. Cal Poly (Dec. 10, 1994)

Most Free Throws Attempted: 62, vs. BYU-Hawaii (Dec. 28, 1983)

Highest Free Throw Percentage: .950 (19-20) vs. UCLA (1971-72)

.950 (19-20) vs. Oregon State (1987-88)

Most Rebounds: 81, vs. BYU (1968-69)

Highest Rebounding Margin: +34 (51-17) vs. San Jose State (Dec. 10, 1988)

Most Three-Pointers Made: 15, vs. UCLA (1996-97) vs. New Hampshire (Dec. 29, 1999) vs. Arizona State (March 13, 2013)

Most Three-Pointers Attempted: 42, vs. UCLA (Feb. 23, 2002)

Highest Three-Pointers Percentage: .727 (8-11) vs. Oregon State (1988-89)

Most Blocked Shots: 19, vs. USC (Jan. 25, 2007)

1,000-Point Scorers

42 – Todd Lichti Guard – Concord, CA (Mt. Diablo HS)

| Season | G | FG-A | 3FG-A | FT-A | Pts. | Avg. |
|---------------|------------|-----------------|----------------|----------------|-------------|-------------|
| 1985-86 | 30 | 188-353 | 0-0 | 140-172 | 516 | 17.2 |
| 1986-87 | 28 | 170-329 | 30-63 | 123-152 | 493 | 17.6 |
| 1987-88 | 33 | 222-406 | 46-89 | 174-198 | 664 | 20.1 |
| 1988-89 | 33 | 240-437 | 36-83 | 147-173 | 663 | 20.1 |
| Totals | 124 | 820-1525 | 112-235 | 584-695 | 2336 | 18.8 |

31 – Adam Keefe Forward/Center – Irvine, CA (Woodbridge HS)

| Season | G | FG-A | 3FG-A | FT-A | Pts. | Avg. |
|---------------|------------|-----------------|-------------|----------------|-------------|-------------|
| 1988-89 | 33 | 93-147 | 0-0 | 91-132 | 277 | 8.4 |
| 1989-90 | 30 | 210-335 | 0-0 | 179-247 | 599 | 20.0 |
| 1990-91 | 33 | 252-414 | 2-4 | 203-267 | 709 | 21.5 |
| 1991-92 | 29 | 275-499 | 5-11 | 179-240 | 734 | 25.3 |
| Totals | 125 | 830-1395 | 7-15 | 652-886 | 2319 | 18.6 |

23 – Casey Jacobsen Guard/Forward – Glendora, CA (Glendora HS)


| Season | G | FG-A | 3FG-A | FT-A | Pts. | Avg. |
|---------------|-----------|-----------------|----------------|----------------|-------------|-------------|
| 1999-00 | 31 | 139-298 | 74-170 | 97-136 | 449 | 14.5 |
| 2000-01 | 34 | 203-400 | 84-178 | 126-155 | 616 | 18.1 |
| 2001-02 | 30 | 205-465 | 64-172 | 184-237 | 658 | 21.9 |
| Totals | 95 | 547-1163 | 222-520 | 407-528 | 1723 | 18.1 |

22 – Brevin Knight Guard – East Orange, NJ (Seton Hall Prep)


| Season | G | FG-A | 3FG-A | FT-A | Pts. | Avg. |
|---------------|------------|-----------------|---------------|----------------|-------------|-------------|
| 1993-94 | 28 | 90-254 | 11-55 | 121-160 | 312 | 11.1 |
| 1994-95 | 28 | 146-321 | 19-51 | 153-204 | 464 | 16.6 |
| 1995-96 | 29 | 140-323 | 18-61 | 151-178 | 449 | 15.5 |
| 1996-97 | 30 | 139-341 | 45-110 | 166-199 | 489 | 16.3 |
| Totals | 115 | 515-1239 | 93-277 | 591-741 | 1714 | 14.9 |



Mark Madsen



John Revelli



Howard Wright

4 – Dion Cross Guard – Woodson, AR (Parkview HS)

| Season | G | FG-A | 3FG-A | FT-A | Pts. | Avg. |
|---------------|------------|-----------------|----------------|----------------|-------------|-------------|
| 1992-93 | 29 | 105-222 | 30-65 | 66-80 | 306 | 10.6 |
| 1993-94 | 28 | 144-324 | 54-128 | 80-101 | 422 | 15.1 |
| 1994-95 | 29 | 157-359 | 82-171 | 91-110 | 487 | 16.8 |
| 1995-96 | 29 | 132-329 | 75-187 | 81-88 | 420 | 14.5 |
| Totals | 115 | 538-1234 | 241-551 | 318-379 | 1635 | 14.2 |

41 – Kimberly Belton Forward – Bronx, NY (Horace Mann HS)

| Season | G | FG-A | 3FG-A | FT-A | Pts. | Avg. |
|---------------|------------|-----------------|----------|----------------|-------------|-------------|
| 1976-77 | 27 | 130-239 | - | 77-135 | 337 | 12.5 |
| 1977-78 | 27 | 163-300 | - | 79-134 | 405 | 15.0 |
| 1978-79 | 27 | 164-265 | - | 58-136 | 386 | 14.3 |
| 1979-80 | 26 | 171-293 | - | 145-214 | 487 | 18.7 |
| Totals | 107 | 628-1097 | - | 359-619 | 1615 | 15.0 |

32 – Howard Wright Center – San Diego, CA (Patrick Henry HS)

| Season | G | FG-A | 3FG-A | FT-A | Pts. | Avg. |
|---------------|------------|-----------------|------------|----------------|-------------|-------------|
| 1985-86 | 30 | 99-214 | - | 92-151 | 290 | 9.7 |
| 1986-87 | 28 | 107-212 | 0-0 | 100-155 | 314 | 11.2 |
| 1987-88 | 33 | 196-315 | 0-1 | 126-194 | 518 | 15.7 |
| 1988-89 | 33 | 190-329 | 0-0 | 97-159 | 477 | 14.5 |
| Totals | 124 | 592-1070 | 0-1 | 415-659 | 1599 | 12.8 |

44 – John Revelli Center – Scarsdale, NY (Scarsdale HS)

| Season | G | FG-A | 3FG-A | FT-A | Pts. | Avg. |
|---------------|------------|----------------|----------|----------------|-------------|-------------|
| 1980-81 | 27 | 116-236 | - | 130-170 | 362 | 13.4 |
| 1981-82 | 27 | 144-239 | - | 155-205 | 443 | 16.4 |
| 1982-83 | 15 | 100-149 | - | 86-118 | 286 | 19.1 |
| 1983-84 | 31 | 170-273 | - | 161-233 | 501 | 16.2 |
| Totals | 100 | 530-897 | - | 532-726 | 1592 | 15.9 |

25 – Claude Terry

Guard – Salida, CA (Modesto HS)

| Season | G | FG-A | 3FG-A | FT-A | Pts. | Avg. |
|---------------|-----------|-----------------|----------|----------------|-------------|-------------|
| 1969-70 | 25 | 201-415 | - | 89-118 | 491 | 19.6 |
| 1970-71 | 26 | 203-427 | - | 138-184 | 544 | 20.9 |
| 1971-72 | 25 | 195-428 | - | 141-195 | 531 | 21.2 |
| Totals | 76 | 599-1270 | - | 368-497 | 1566 | 20.6 |

55 – Tim Young

Center – Santa Cruz, CA (Harbor HS)

| Season | G | FG-A | 3FG-A | FT-A | Pts. | Avg. |
|---------------|------------|-----------------|------------|----------------|-------------|-------------|
| 1994-95 | 29 | 137-274 | 0-0 | 83-120 | 357 | 12.3 |
| 1995-96 | 5 | 16-38 | 0-0 | 18-25 | 50 | 10.0 |
| 1996-97 | 30 | 140-278 | 0-0 | 131-165 | 411 | 13.7 |
| 1997-98 | 35 | 148-288 | 0-0 | 100-131 | 396 | 11.3 |
| 1998-99 | 33 | 118-233 | 0-0 | 94-114 | 330 | 10.0 |
| Totals | 132 | 559-1111 | 0-0 | 426-555 | 1544 | 11.6 |

00 – Keith Jones

Guard – Phoenix, AZ (Phoenix Union HS)

| Season | G | FG-A | 3FG-A | FT-A | Pts. | Avg. |
|---------------|-----------|-----------------|----------|----------------|-------------|-------------|
| 1980-81 | 25 | 94-183 | - | 61-85 | 249 | 10.0 |
| 1981-82 | 9 | 33-62 | - | 29-36 | 95 | 10.6 |
| 1982-83 | 28 | 193-345 | - | 167-224 | 553 | 19.8 |
| 1983-84 | 31 | 239-487 | - | 141-173 | 619 | 20.0 |
| Totals | 93 | 559-1077 | - | 398-518 | 1516 | 16.3 |

55 – Tom Dose

Center – Glendale, CA (Glendale HS)

| Season | G | FG-A | 3FG-A | FT-A | Pts. | Avg. |
|---------------|-----------|-----------------|----------|----------------|-------------|-------------|
| 1961-62 | 26 | 175-400 | - | 92-120 | 442 | 17.0 |
| 1962-63 | 25 | 188-393 | - | 144-201 | 520 | 20.8 |
| 1963-64 | 24 | 185-365 | - | 109-132 | 479 | 20.0 |
| Totals | 75 | 548-1158 | - | 345-453 | 1441 | 19.2 |

35 – Brian Welch

Forward – Boise, ID (Capitol HS)

| Season | G | FG-A | 3FG-A | FT-A | Pts. | Avg. |
|---------------|------------|-----------------|----------|----------------|-------------|-------------|
| 1978-79 | 27 | 132-276 | - | 49-65 | 313 | 11.6 |
| 1979-80 | 26 | 148-324 | - | 82-105 | 378 | 14.5 |
| 1980-81 | 26 | 153-347 | - | 101-132 | 407 | 15.7 |
| 1981-82 | 27 | 132-275 | - | 59-79 | 323 | 12.0 |
| Totals | 106 | 565-1222 | - | 291-381 | 1421 | 13.4 |



Anthony Goods

4 – Ron Tomsic

Guard – Oakland, CA (Fremont HS)

| Season | G | FG-A | 3FG-A | FT-A | Pts. | Avg. |
|---------------|-----------|-----------------|----------|----------------|-------------|-------------|
| 1951-52 | - | - | - | - | - | - |
| 1952-53 | - | - | - | - | - | - |
| 1953-54 | - | - | - | - | - | - |
| 1954-55 | - | - | - | - | - | - |
| Totals | 87 | 532-1374 | - | 352-470 | 1416 | 16.3 |

53 – Rich Kelley

Center – Menlo Park, CA (Woodside HS)

| Season | G | FG-A | 3FG-A | FT-A | Pts. | Avg. |
|---------------|-----------|-----------------|----------|----------------|-------------|-------------|
| 1972-73 | 25 | 171-330 | - | 91-129 | 433 | 17.3 |
| 1973-74 | 25 | 167-358 | - | 125-155 | 459 | 18.4 |
| 1974-75 | 26 | 188-371 | - | 144-173 | 520 | 20.0 |
| Totals | 76 | 526-1059 | - | 360-457 | 1412 | 18.6 |

15 – Lawrence Hill


Forward – Glendale, AZ (Deer Valley HS)

| Season | G | FG-A | 3FG-A | FT-A | Pts. | Avg. |
|---------------|------------|-----------------|----------------|----------------|-------------|-------------|
| 2005-06 | 30 | 51-132 | 11-37 | 29-41 | 142 | 4.7 |
| 2006-07 | 31 | 179-352 | 50-122 | 79-113 | 487 | 15.7 |
| 2007-08 | 36 | 113-274 | 32-87 | 53-71 | 311 | 8.6 |
| 2008-09 | 34 | 182-362 | 21-65 | 79-114 | 464 | 13.6 |
| Totals | 131 | 525-1120 | 114-311 | 240-339 | 1404 | 10.7 |


2 – Landry Fields

Guard/Forward – Long Beach, CA (Los Alamitos HS)

| Season | G | FG-A | 3FG-A | FT-A | Pts. | Avg. |
|---------------|------------|-----------------|----------------|----------------|-------------|-------------|
| 2006-07 | 30 | 45-124 | 20-66 | 15-23 | 125 | 4.2 |
| 2007-08 | 33 | 46-127 | 22-62 | 20-32 | 134 | 2.0 |
| 2008-09 | 34 | 160-321 | 32-87 | 78-120 | 430 | 12.6 |
| 2009-10 | 32 | 248-506 | 29-86 | 179-257 | 704 | 22.0 |
| Totals | 129 | 499-1078 | 103-301 | 292-432 | 1393 | 10.8 |



Chris Hernandez



Hank Luisetti

23 – Art Harris

Forward – Los Angeles, CA (Jordan HS)

| Season | G | FG-A | 3FG-A | FT-A | Pts. | Avg. |
|---------------|-----------|-----------------|----------|----------------|-------------|-------------|
| 1965-66 | 25 | 157-371 | - | 87-120 | 401 | 16.0 |
| 1966-67 | 26 | 161-376 | - | 100-151 | 386 | 14.9 |
| 1967-68 | 26 | 206-428 | - | 128-182 | 540 | 20.8 |
| Totals | 77 | 524-1175 | - | 315-453 | 1327 | 17.2 |

7 – Hank Luisetti

Guard – San Francisco, CA (Galileo HS)

| Season | G | FG-A | 3FG-A | FT-A | Pts. | Avg. |
|---------------|-----------|----------|----------|----------|-------------|-------------|
| 1935-36 | 29 | - | - | - | 416 | 14.3 |
| 1936-37 | 27 | - | - | - | 410 | 15.2 |
| 1937-38 | 24 | - | - | - | 465 | 19.4 |
| Totals | 80 | - | - | - | 1291 | 16.1 |

21 – Wolfe Perry

Guard – Oakland, CA (Oakland Tech HS)

| Season | G | FG-A | 3FG-A | FT-A | Pts. | Avg. |
|---------------|------------|-----------------|----------|----------------|-------------|-------------|
| 1975-76 | 27 | 103-252 | - | 31-49 | 237 | 8.8 |
| 1976-77 | 27 | 124-265 | - | 60-83 | 308 | 11.4 |
| 1977-78 | 27 | 99-242 | - | 51-78 | 249 | 9.2 |
| 1978-79 | 27 | 193-399 | - | 107-139 | 493 | 18.3 |
| Totals | 108 | 519-1158 | - | 249-349 | 1287 | 11.9 |

45 – Jeremy Green

Guard – Austin, TX (Bowie HS)

| Season | G | FG-A | 3FG-A | FT-A | Pts. | Avg. |
|---------------|-----------|-----------------|----------------|----------------|-------------|-------------|
| 2008-09 | 34 | 73-169 | 47-103 | 23-28 | 216 | 6.4 |
| 2009-10 | 32 | 182-453 | 93-244 | 75-92 | 532 | 16.6 |
| 2010-11 | 31 | 173-409 | 88-205 | 85-107 | 519 | 16.7 |
| Totals | 97 | 428-1031 | 228-552 | 183-227 | 1267 | 13.0 |

33 – Brent Williams

Forward – Tacoma, WA (Curtis HS)

| Season | G | FG-A | 3FG-A | FT-A | Pts. | Avg. |
|---------------|------------|-----------------|---------------|----------------|-------------|-------------|
| 1990-91 | 31 | 53-139 | 2-8 | 19-38 | 127 | 4.1 |
| 1991-92 | 29 | 146-304 | 6-13 | 44-76 | 342 | 11.8 |
| 1992-93 | 30 | 168-405 | 18-62 | 42-85 | 396 | 13.2 |
| 1993-94 | 28 | 152-369 | 13-59 | 84-124 | 401 | 14.3 |
| Totals | 118 | 519-1217 | 39-142 | 189-323 | 1266 | 10.7 |

11 – Chris Hernandez

Guard – Fresno, CA (Clovis West HS)

| Season | G | FG-A | 3FG-A | FT-A | Pts. | Avg. |
|---------------|------------|----------------|----------------|----------------|-------------|-------------|
| 2001-02 | 29 | 21-61 | 12-38 | 32-42 | 86 | 3.0 |
| 2002-03 | 2 | 0-2 | 0-1 | 2-2 | 2 | 1.0 |
| 2003-04 | 30 | 79-176 | 46-100 | 96-105 | 300 | 10.0 |
| 2004-05 | 30 | 136-316 | 65-161 | 120-148 | 457 | 15.2 |
| 2005-06 | 30 | 118-269 | 75-159 | 109-121 | 420 | 14.0 |
| Totals | 121 | 354-824 | 198-459 | 359-418 | 1265 | 10.5 |

4 – Anthony Goods

Guard – Corona, CA (Centennial HS)

| Season | G | FG-A | 3FG-A | FT-A | Pts. | Avg. |
|---------------|------------|-----------------|----------------|----------------|-------------|-------------|
| 2005-06 | 22 | 21-54 | 11-32 | 6-8 | 59 | 2.7 |
| 2006-07 | 25 | 97-263 | 60-165 | 66-86 | 320 | 12.8 |
| 2007-08 | 35 | 116-319 | 64-185 | 53-71 | 349 | 10.0 |
| 2008-09 | 33 | 161-386 | 71-183 | 142-182 | 535 | 16.2 |
| Totals | 115 | 395-1022 | 206-565 | 267-347 | 1263 | 10.9 |



Julius Barnes

33 – Don Griffin

Guard – Oakland, CA (Fremont HS)

| Season | G | FG-A | 3FG-A | FT-A | Pts. | Avg. |
|---------------|-----------|-----------------|----------|----------------|-------------|-------------|
| 1966-67 | 26 | 161-376 | - | 83-120 | 405 | 15.6 |
| 1967-68 | 26 | 132-334 | - | 55-95 | 319 | 12.2 |
| 1968-69 | 26 | 208-502 | - | 116-180 | 532 | 20.4 |
| Totals | 78 | 501-1212 | - | 254-395 | 1256 | 16.1 |

3 – Kris Weems

Guard – Kansas City, KS (F.L. Schlagle HS)

| Season | G | FG-A | 3FG-A | FT-A | Pts. | Avg. |
|---------------|------------|-----------------|----------------|----------------|-------------|------------|
| 1995-96 | 26 | 28-70 | 14-38 | 7-9 | 77 | 3.0 |
| 1996-97 | 30 | 123-285 | 66-155 | 40-53 | 352 | 11.7 |
| 1997-98 | 35 | 155-365 | 60-157 | 71-86 | 441 | 12.6 |
| 1998-99 | 33 | 121-300 | 61-159 | 62-82 | 365 | 11.1 |
| Totals | 124 | 427-1020 | 201-509 | 180-230 | 1235 | 9.9 |

11 – Arthur Lee

Guard – Los Angeles, CA (North Hollywood HS)

| Season | G | FG-A | 3FG-A | FT-A | Pts. | Avg. |
|---------------|------------|----------------|----------------|----------------|-------------|------------|
| 1995-96 | 28 | 23-50 | 7-16 | 9-12 | 62 | 2.2 |
| 1996-97 | 30 | 75-186 | 25-73 | 52-66 | 227 | 7.6 |
| 1997-98 | 35 | 140-327 | 62-140 | 164-185 | 506 | 14.5 |
| 1998-99 | 33 | 120-303 | 54-136 | 140-158 | 434 | 13.2 |
| Totals | 126 | 358-866 | 148-365 | 365-421 | 1229 | 9.8 |

45 – Mark Madsen

Forward – Danville, CA (San Ramon Valley HS)

| Season | G | FG-A | 3FG-A | FT-A | Pts. | Avg. |
|---------------|------------|----------------|------------|----------------|-------------|-------------|
| 1996-97 | 25 | 51-95 | 0-0 | 45-74 | 147 | 5.9 |
| 1997-98 | 27 | 116-197 | 0-1 | 83-132 | 315 | 11.7 |
| 1998-99 | 33 | 153-253 | 0-1 | 127-218 | 433 | 13.1 |
| 1999-00 | 23 | 108-184 | 0-0 | 65-113 | 281 | 12.2 |
| Totals | 108 | 428-729 | 0-2 | 320-537 | 1176 | 10.9 |

32 – Andy Poppink

Forward – Tecumseh, MI (Tecumseh HS)

| Season | G | FG-A | 3FG-A | FT-A | Pts. | Avg. |
|---------------|------------|----------------|--------------|----------------|-------------|------------|
| 1991-92 | 28 | 15-45 | 3-15 | 14-25 | 47 | 1.7 |
| 1992-93 | 3 | 5-12 | 0-3 | 5-8 | 15 | 5.0 |
| 1993-94 | 28 | 118-249 | 8-23 | 104-147 | 348 | 12.4 |
| 1994-95 | 29 | 111-255 | 10-38 | 80-109 | 312 | 10.8 |
| 1995-96 | 29 | 144-298 | 4-20 | 115-143 | 407 | 14.0 |
| Totals | 117 | 393-859 | 25-99 | 318-432 | 1129 | 9.6 |

44 – Ed Schweitzer

Forward – Newbury Park, CA (Newbury Park HS)

| Season | G | FG-A | 3FG-A | FT-A | Pts. | Avg. |
|---------------|-----------|----------------|----------|----------------|-------------|-------------|
| 1972-73 | 2 | 0-1 | - | 0-0 | 0 | 0.0 |
| 1973-74 | 25 | 128-252 | - | 44-83 | 300 | 12.0 |
| 1974-75 | 26 | 166-312 | - | 71-117 | 403 | 15.5 |
| 1975-76 | 27 | 173-320 | - | 79-117 | 425 | 15.7 |
| Totals | 80 | 467-885 | - | 194-317 | 1128 | 14.1 |

52 – Matt Haryasz

Forward – Page, AZ (Page HS)

| Season | G | FG-A | 3FG-A | FT-A | Pts. | Avg. |
|---------------|------------|----------------|-------------|----------------|-------------|------------|
| 2002-03 | 33 | 23-46 | 0-0 | 15-25 | 61 | 1.8 |
| 2003-04 | 30 | 82-155 | 0-2 | 42-61 | 206 | 6.9 |
| 2004-05 | 31 | 148-335 | 4-13 | 88-114 | 388 | 12.5 |
| 2005-06 | 28 | 156-325 | 4-15 | 137-183 | 453 | 16.2 |
| Totals | 122 | 409-861 | 8-28 | 282-383 | 1108 | 9.0 |

31 – Jarron Collins

Forward – North Hollywood, CA (Harvard-Westlake HS)

| Season | G | FG-A | 3FG-A | FT-A | Pts. | Avg. |
|---------------|------------|----------------|-------------|----------------|-------------|------------|
| 1997-98 | 34 | 44-83 | 1-5 | 39-64 | 128 | 3.8 |
| 1998-99 | 30 | 58-117 | 0-1 | 60-101 | 176 | 5.9 |
| 1999-00 | 31 | 114-235 | 1-4 | 113-157 | 342 | 11.0 |
| 2000-01 | 34 | 154-276 | 2-6 | 125-182 | 435 | 12.8 |
| Totals | 129 | 370-711 | 4-16 | 337-505 | 1081 | 8.4 |

1 – Josh Childress

Guard/Forward – Lakewood, CA (Mayfair HS)

| Season | G | FG-A | 3FG-A | FT-A | Pts. | Avg. |
|---------------|-----------|----------------|----------------|----------------|-------------|-------------|
| 2001-02 | 30 | 94-234 | 22-80 | 25-36 | 235 | 7.8 |
| 2002-03 | 33 | 168-393 | 48-144 | 82-114 | 466 | 14.1 |
| 2003-04 | 23 | 124-254 | 34-86 | 78-95 | 360 | 15.7 |
| Totals | 86 | 386-881 | 104-310 | 185-245 | 1061 | 12.3 |

44 – Bob Bedell

Forward – Los Angeles, CA (Bell Gardens HS)

| Season | G | FG-A | 3FG-A | FT-A | Pts. | Avg. |
|---------------|-----------|----------------|----------|----------------|-------------|-------------|
| 1963-64 | 25 | 113-281 | - | 68-96 | 294 | 11.8 |
| 1964-65 | 21 | 143-313 | - | 54-83 | 340 | 16.2 |
| 1965-66 | 25 | 166-377 | - | 89-129 | 421 | 16.8 |
| Totals | 71 | 422-971 | - | 211-308 | 1055 | 14.8 |

24 – Julius Barnes

Guard – Rowland Heights, CA (Rowland HS)

| Season | G | FG-A | 3FG-A | FT-A | Pts. | Avg. |
|---------------|------------|----------------|----------------|----------------|-------------|------------|
| 1999-00 | 24 | 18-50 | 8-31 | 14-23 | 58 | 2.4 |
| 2000-01 | 32 | 48-126 | 20-63 | 24-33 | 140 | 4.4 |
| 2001-02 | 30 | 116-278 | 46-136 | 48-59 | 326 | 10.9 |
| 2002-03 | 33 | 165-436 | 79-226 | 120-147 | 529 | 16.0 |
| Totals | 119 | 347-890 | 153-456 | 206-262 | 1053 | 8.8 |

13 – Josh Owens

Forward/Center – Kennesaw, GA (Phillips Exeter Academy)

| Season | G | FG-A | 3FG-A | FT-A | Pts. | Avg. |
|---------------|------------|----------------|------------|----------------|-------------|------------|
| 2007-08 | 18 | 13-21 | 0-0 | 4-10 | 30 | 1.7 |
| 2008-09 | 34 | 97-173 | 0-0 | 40-60 | 234 | 6.9 |
| 2009-10 | - | - | - | - | - | - |
| 2010-11 | 31 | 149-257 | 0-0 | 61-99 | 359 | 11.6 |
| 2011-12 | 37 | 177-310 | 0-0 | 77-124 | 431 | 11.6 |
| Totals | 120 | 436-761 | 0-0 | 182-293 | 1044 | 8.7 |

44 – Greg Butler

Forward – Rancho Palos Verdes, CA (Rolling Hills HS)

| Season | G | FG-A | 3FG-A | FT-A | Pts. | Avg. |
|---------------|------------|----------------|------------|----------------|-------------|------------|
| 1984-85 | 27 | 70-158 | - | 24-40 | 164 | 6.1 |
| 1985-86 | 30 | 122-244 | - | 45-61 | 289 | 9.6 |
| 1986-87 | 27 | 62-140 | 1-3 | 38-56 | 165 | 6.1 |
| 1987-88 | 33 | 169-299 | 1-1 | 83-114 | 422 | 12.8 |
| Totals | 117 | 423-841 | 2-4 | 190-271 | 1040 | 8.8 |

32 – Ryan Mendez

Guard/Forward – Burleson, TX (Burleson HS)

| Season | G | FG-A | 3FG-A | FT-A | Pts. | Avg. |
|---------------|------------|----------------|----------------|----------------|-------------|------------|
| 1996-97 | 23 | 41-91 | 29-68 | 18-22 | 129 | 5.6 |
| 1997-98 | 34 | 66-143 | 45-95 | 10-17 | 187 | 5.5 |
| 1998-99 | 5 | 10-31 | 7-24 | 1-2 | 28 | 5.6 |
| 1999-00 | 31 | 96-213 | 47-112 | 63-72 | 302 | 9.7 |
| 2000-01 | 34 | 121-254 | 50-125 | 94-101 | 386 | 11.4 |
| Totals | 127 | 334-732 | 178-424 | 186-214 | 1032 | 8.1 |

15 – Bill Bond

Guard – Long Beach, CA

| Season | G | FG-A | 3FG-A | FT-A | Pts. | Avg. |
|---------------|-----------|----------------|----------|----------------|-------------|-------------|
| 1953-54 | - | - | - | - | - | - |
| 1954-55 | - | - | - | - | - | - |
| 1955-56 | - | - | - | - | - | - |
| 1956-57 | - | - | - | - | - | - |
| Totals | 73 | 370-969 | - | 273-389 | 1013 | 13.9 |

34 – George Selleck

Guard – Compton, CA

| Season | G | FG-A | 3FG-A | FT-A | Pts. | Avg. |
|---------------|-----------|----------------|----------|----------------|-------------|-------------|
| 1953-54 | 23 | 112-302 | - | 124-158 | 348 | 15.1 |
| 1954-55 | 24 | 89-215 | - | 95-131 | 273 | 11.3 |
| 1955-56 | 24 | 152-372 | - | 79-126 | 383 | 16.0 |
| Totals | 71 | 353-889 | - | 298-415 | 1004 | 13.8 |



Freshman Records

Points

| No. | Player | Total |
|-----|---------------------------|-------|
| 1. | Todd Lichti (1985-86) | 516 |
| 2. | Chasson Randle (2011-12) | 512 |
| 3. | Casey Jacobsen (1999-00) | 449 |
| 4. | Ed Schweitzer (1972-73) | 368 |
| 5. | John Revelli (1980-81) | 362 |
| 6. | Tim Young (1994-95) | 357 |
| 7. | Johnny Rogers (1981-82) | 338 |
| 8. | Kimberly Belton (1976-77) | 337 |
| 9. | Brook Lopez (2006-07) | 328 |
| 10. | Brevin Knight (1993-94) | 312 |

Scoring Average

| No. | Player | Total |
|-----|--------------------------|-------|
| 1. | Todd Lichti (1985-86) | 17.2 |
| 2. | Casey Jacobsen (1999-00) | 14.5 |
| 3. | Chasson Randle (2011-12) | 13.8 |
| 4. | Brook Lopez (2006-07) | 12.6 |
| 5. | Tim Young (1994-95) | 12.3 |
| 6. | Brevin Knight (1993-94) | 11.1 |
| 7. | Dion Cross (1992-93) | 10.6 |
| 8. | Anthony Brown (2010-11) | 8.7 |
| 9. | Adam Keefe (1988-89) | 8.4 |
| 10. | Dwight Powell (2010-11) | 8.1 |

Field Goals Made

| No. | Player | Total |
|-----|---------------------------|-------|
| 1. | Todd Lichti (1985-86) | 188 |
| 2. | Chasson Randle (2011-12) | 169 |
| 3. | Ed Schweitzer (1972-73) | 147 |
| 4. | Brook Lopez (2006-07) | 140 |
| 5. | Casey Jacobsen (1999-00) | 139 |
| 6. | Tim Young (1994-95) | 137 |
| 7. | Brian Welch (1978-79) | 132 |
| 8. | Johnny Rogers (1981-82) | 131 |
| 9. | Kimberly Belton (1976-77) | 130 |
| 10. | Dion Cross (1992-93) | 105 |

Field Goals Attempted

| No. | Player | Total |
|-----|--------------------------|-------|
| 1. | Chasson Randle (2011-12) | 385 |
| 2. | Todd Lichti (1985-86) | 353 |
| 3. | Casey Jacobsen (1999-00) | 298 |
| 4. | Brook Lopez (2006-07) | 282 |
| 5. | Brian Welch (1978-79) | 276 |
| 6. | Tim Young (1994-95) | 274 |
| 7. | Brevin Knight (1993-94) | 254 |
| 8. | Wolfe Perry (1975-76) | 252 |
| 9. | Josh Childress (2001-02) | 234 |
| 10. | Dion Cross (1992-93) | 222 |

Field Goal Percentage

| No. | Player | FG-FGA | Pct. |
|-----|---------------------------|---------|------|
| 1. | Adam Keefe (1988-89) | 93-147 | .633 |
| 2. | Jason Collins (1999-00) | 84-135 | .622 |
| 3. | Mark Seaton (1995-96) | 52-86 | .605 |
| 4. | Johnny Rogers (1981-82) | 131-237 | .553 |
| 5. | Kimberly Belton (1976-77) | 130-239 | .544 |
| 6. | Mark Madsen (1996-97) | 51-95 | .537 |
| 7. | Todd Lichti (1985-86) | 188-353 | .533 |
| 8. | Jarron Collins (1997-98) | 44-83 | .530 |
| 9. | Dick Dohrmann (1974-75) | 76-144 | .528 |
| 10. | Andy Fischer (1982-83) | 49-95 | .516 |

(Minimum 40 FG made)

Three-Pointers Made

| No. | Player | Total |
|-----|--------------------------|-------|
| 1. | Chasson Randle (2011-12) | 85 |
| 2. | Casey Jacobsen (1999-00) | 74 |
| 3. | Jeremy Green (2008-09) | 47 |
| 4. | Anthony Brown (2010-11) | 42 |
| 5. | Aaron Bright (2010-11) | 31 |
| 6. | Dion Cross (1992-93) | 30 |
| 7. | Ryan Mendez (1996-97) | 29 |
| 8. | David Moseley (1996-97) | 25 |
| 9. | Josh Childress (2001-02) | 22 |
| 10. | Landry Fields (2006-07) | 20 |

Three-Pointers Attempted

| No. | Player | Total |
|-----|--------------------------|-------|
| 1. | Chasson Randle (2011-12) | 194 |
| 2. | Casey Jacobsen (1999-00) | 170 |
| 3. | Anthony Brown (2010-11) | 119 |
| 4. | Jeremy Green (2008-09) | 103 |
| 5. | Aaron Bright (2010-11) | 90 |
| 6. | Josh Childress (2001-02) | 80 |
| 7. | David Moseley (1996-97) | 71 |
| 8. | Ryan Mendez (1996-97) | 68 |
| 9. | Landry Fields (2006-07) | 66 |
| 10. | Dion Cross (1992-93) | 65 |

Three-Point FG Pct.

| No. | Player | 3FG-3FGA | Pct. |
|-----|--------------------------|----------|------|
| 1. | Dion Cross (1992-93) | 30-65 | .462 |
| 2. | Jeremy Green (2008-09) | 47-103 | .456 |
| 3. | Chasson Randle (2011-12) | 85-194 | .438 |
| 4. | Casey Jacobsen (1999-00) | 74-120 | .435 |
| 5. | Ryan Mendez (1996-97) | 29-68 | .427 |
| 6. | Matt Lottich (2000-01) | 11-27 | .407 |
| 7. | Dan Grunfeld (2002-03) | 16-41 | .390 |
| 8. | John Gage (2010-11) | 17-46 | .370 |

(Minimum 25 3FGA)

Free Throws Made

| No. | Player | Total |
|-----|---------------------------|-------|
| 1. | Todd Lichti (1985-86) | 140 |
| 2. | John Revelli (1980-81) | 130 |
| 3. | Brevin Knight (1993-94) | 121 |
| 4. | Casey Jacobsen (1999-00) | 97 |
| 5. | Howard Wright (1985-86) | 92 |
| 6. | Adam Keefe (1988-89) | 91 |
| 7. | Chasson Randle (2011-12) | 89 |
| 8. | Tim Young (1994-95) | 88 |
| 9. | Kimberly Belton (1976-77) | 77 |
| 10. | Johnny Rogers (1981-82) | 76 |

Keith Ramee (1982-83)..... 76

Free Throws Attempted

| No. | Player | Total |
|-----|---------------------------|-------|
| 1. | Todd Lichti (1985-86) | 172 |
| 2. | John Revelli (1980-81) | 170 |
| 3. | Brevin Knight (1993-94) | 160 |
| 4. | Howard Wright (1985-86) | 151 |
| 5. | Kimberly Belton (1976-77) | 136 |
| 6. | Casey Jacobsen (1999-00) | 136 |
| 7. | Adam Keefe (1988-89) | 132 |
| 8. | Tim Young (1994-95) | 120 |
| 9. | Chasson Randle (2011-12) | 117 |
| 10. | Keith Ramee (1982-83) | 105 |

Free Throw Percentage

| No. | Player | FT-FTA | Pct. |
|-----|--------------------------|---------|------|
| 1. | Aaron Bright (2010-11) | 32-36 | .889 |
| 2. | Dion Cross (1992-93) | 66-80 | .825 |
| 3. | Johnny Rogers (1981-82) | 76-93 | .817 |
| 4. | Todd Lichti (1985-86) | 140-172 | .814 |
| 5. | Mitch Johnson (2005-06) | 24-31 | .774 |
| 6. | Chasson Randle (2011-12) | 89-117 | .761 |
| 7. | Brevin Knight (1993-94) | 121-160 | .756 |

| | | | |
|-----|--------------------------|--------|------|
| 8. | Roger Lemons (1980-81) | 39-52 | .750 |
| 9. | Darren Allaway (1992-93) | 58-80 | .725 |
| 10. | Casey Jacobsen (1999-00) | 97-136 | .713 |

(Minimum 30 FTA)

Rebounds

| No. | Player | Total |
|-----|---------------------------|-------|
| 1. | Tim Young (1994-95) | 249 |
| 2. | Ed Schweitzer (1972-73) | 234 |
| 3. | Kimberly Belton (1976-77) | 228 |
| 4. | John Revelli (1980-81) | 206 |
| 5. | Scott Russell (1973-74) | 194 |
| 6. | Jason Collins (1999-00) | 190 |
| 7. | Adam Keefe (1988-89) | 179 |
| 8. | Robin Lopez (2006-07) | 172 |
| 9. | Dwight Powell (2010-11) | 160 |
| 10. | Brook Lopez (2006-07) | 156 |

Rebound Average

| No. | Player | Total |
|-----|--------------------------|-------|
| 1. | Tim Young (1994-95) | 8.6 |
| 2. | Jason Collins (1999-00) | 6.1 |
| 3. | Brook Lopez (2006-07) | 6.0 |
| 4. | Robin Lopez (2006-07) | 5.5 |
| 5. | Adam Keefe (1988-89) | 5.4 |
| 6. | Dwight Powell (2010-11) | 5.2 |
| 7. | Mark Madsen (1996-97) | 5.0 |
| 8. | Josh Childress (2001-02) | 4.8 |
| 9. | Darren Allaway (1992-93) | 4.8 |
| 10. | Brevin Knight (1993-94) | 3.9 |

Assists

| No. | Player | Total |
|-----|--------------------------|-------|
| 1. | Brevin Knight (1993-94) | 150 |
| 2. | Keith Ramee (1982-83) | 133 |
| 3. | Mitch Johnson (2005-06) | 98 |
| 4. | Chasson Randle (2011-12) | 76 |
| 5. | Casey Jacobsen (1999-00) | 70 |
| 6. | Wolfe Perry (1975-76) | 67 |
| 7. | Aaron Bright (2010-11) | 61 |
| 8. | Mark Pitchford (1977-78) | 55 |
| 9. | Keith Jones (1980-81) | 55 |
| 10. | Steve Brown (1981-82) | 54 |

Blocked Shots

| No. | Player | Total |
|-----|----------------------------|-------|
| 1. | Robin Lopez (2006-07) | 73 |
| 2. | Brook Lopez (2006-07) | 45 |
| 3. | Tim Young (1994-95) | 43 |
| 4. | Jason Collins (1999-00) | 43 |
| 5. | Curtis Borchardt (1999-00) | 42 |

| | | |
|-----|---------------------------|----|
| 6. | Howard Wright (1985-86) | 41 |
| 7. | Dwight Powell (2010-11) | 28 |
| 8. | Kimberly Belton (1976-77) | 27 |
| 9. | Johnny Rogers (1981-82) | 26 |
| 10. | Lawrence Hill (2005-06) | 23 |

Steals

| No. | Player | Total |
|-----|--------------------------|-------|
| 1. | Brevin Knight (1993-94) | 77 |
| 2. | Keith Ramee (1982-83) | 47 |
| 3. | Todd Lichti (1985-86) | 47 |
| 4. | Chasson Randle (2011-12) | 42 |
| 5. | Keith Jones (1980-81) | 32 |
| 6. | Mark Pitchford (1977-78) | 26 |
| 7. | Steve Brown (1981-82) | 26 |
| 8. | John Paye (1983-84) | 26 |
| 9. | Mitch Johnson (2005-06) | 25 |
| 10. | Dwight Powell (2010-11) | 24 |

Games Played


| No. | Player | Total |
|-----|----------------------------|-------|
| 1. | Chasson Randle (2011-12) | 37 |
| 2. | Michael McDonald (1997-98) | 35 |
| 3. | Jarron Collins (1997-98) | 34 |
| 4. | Jeremy Green (2008-09) | 34 |
| 5. | Adam Keefe (1988-89) | 33 |
| 6. | Dan Grunfeld (2002-03) | 33 |
| 7. | Matt Haryasz (2002-03) | 33 |
| 8. | Rosco Allen (2012-13) | 33 |

Games Started

| No. | Player | Total |
|-----|--------------------------|-------|
| 1. | Chasson Randle (2011-12) | 36 |
| 2. | Robin Lopez (2006-07) | 31 |
| 3. | Brevin Knight (1993-94) | 28 |
| 4. | John Revelli (1980-81) | 26 |
| 5. | Dwight Powell (2010-11) | 26 |
| 6. | Todd Lichti (1985-86) | 25 |
| 7. | Tim Young (1994-95) | 22 |
| 8. | Keith Jones (1980-81) | 19 |

Minutes Played

| No. | Player | Total |
|-----|--------------------------|-------|
| 1. | Chasson Randle (2011-12) | 1,127 |
| 2. | Brevin Knight (1993-94) | 916 |
| 3. | Casey Jacobsen (1999-00) | 883 |
| 4. | Todd Lichti (1985-86) | 876 |
| 5. | John Revelli (1980-81) | 832 |
| 6. | Howard Wright (1985-86) | 832 |
| 7. | Johnny Rogers (1981-82) | 766 |
| 8. | Dwight Powell (2010-11) | 756 |
| 9. | Keith Ramee (1982-83) | 743 |
| 10. | Robin Lopez (2006-07) | 743 |



Team Season Bests

Most Wins

| No. | Total | Season |
|-----|-------|---------|
| 1. | 31 | 2000-01 |
| 2. | 30 | 2003-04 |
| | 30 | 1997-98 |
| 4. | 28 | 2007-08 |
| | 28 | 1941-42 |
| 6. | 27 | 1999-00 |
| 7. | 26 | 2011-12 |
| | 26 | 1998-99 |
| | 26 | 1988-89 |
| 10. | 25 | 1936-37 |

20-Win Seasons

By Coach

| No. | Total | Head Coach |
|-----|-------|-----------------|
| 1. | 13 | Mike Montgomery |
| 2. | 3 | John Bunn |
| 3. | 2 | Everett Dean |
| 2. | | Johnny Dawkins |
| 5. | 1 | Trent Johnson |

Total Points

| No. | Total | Season |
|-----|-------|---------|
| 1. | 2,829 | 2000-01 |
| 2. | 2,807 | 1997-98 |
| 3. | 2,657 | 2011-12 |
| 4. | 2,577 | 1987-88 |
| 5. | 2,553 | 2007-08 |
| 6. | 2,539 | 1990-91 |
| 7. | 2,519 | 1988-89 |
| 8. | 2,488 | 2008-09 |
| 9. | 2,447 | 1999-00 |
| 10. | 2,427 | 1996-97 |

Scoring Average

| No. | Total | Season |
|-----|-------|---------|
| 1. | 83.2 | 2000-01 |
| 2. | 80.9 | 1996-97 |
| 3. | 80.7 | 2001-02 |
| 4. | 80.2 | 1997-98 |
| 5. | 79.0 | 1994-95 |
| 6. | 78.9 | 1999-00 |
| 7. | 78.1 | 1987-88 |
| 8. | 76.9 | 1990-91 |
| 9. | 76.3 | 1988-89 |
| 10. | 75.8 | 1982-83 |
| | | 1971-72 |

Field Goals Made

| No. | Total | Season |
|-----|-------|---------|
| 1. | 953 | 2000-01 |
| 2. | 947 | 1997-98 |
| 3. | 938 | 2011-12 |
| 4. | 907 | 1988-89 |
| | 907 | 1987-88 |
| 6. | 902 | 1990-91 |
| 7. | 901 | 2007-08 |
| 8. | 891 | 2008-09 |
| 9. | 852 | 2002-03 |
| 10. | 849 | 2003-04 |

Field Goals Attempted

| No. | Total | Season |
|-----|-------|---------|
| 1. | 2,107 | 2011-12 |
| 2. | 2,080 | 1997-98 |
| 3. | 2,028 | 1952-53 |
| 4. | 2,008 | 2007-08 |
| 5. | 1,936 | 2008-09 |
| 6. | 1,925 | 2002-03 |
| 7. | 1,889 | 1951-52 |
| 8. | 1,865 | 2000-01 |
| 9. | 1,850 | 1990-91 |
| 10. | 1,835 | 1996-97 |

Field Goal Percentage

| No. | Pct. | Season |
|-----|------|---------|
| 1. | .548 | 1982-83 |
| 2. | .524 | 1983-84 |
| 3. | .522 | 1988-89 |
| 4. | .518 | 1987-88 |
| 5. | .511 | 2000-01 |
| 6. | .491 | 1981-82 |
| 7. | .490 | 1978-79 |
| 8. | .488 | 1990-91 |
| 9. | .481 | 1974-75 |
| 10. | .480 | 1989-90 |

Three-Pointers Made

| No. | Total | Season |
|-----|-------|---------|
| 1. | 262 | 1997-98 |
| 2. | 252 | 2011-12 |
| | | 2000-01 |
| 4. | 249 | 2008-09 |
| 5. | 245 | 1999-00 |
| 6. | 237 | 2012-13 |
| 7. | 222 | 1996-97 |
| 8. | 210 | 2009-10 |
| 9. | 208 | 2002-03 |
| 10. | 207 | 2001-02 |

Three-Pointers Attempted

| No. | Total | Season |
|-----|-------|---------|
| 1. | 665 | 2011-12 |
| 2. | 660 | 2012-13 |
| 3. | 649 | 2008-09 |
| 4. | 642 | 1997-98 |
| 5. | 613 | 1999-00 |
| 6. | 608 | 2001-02 |
| 7. | 594 | 2009-10 |
| 8. | 587 | 2000-01 |
| 9. | 571 | 2002-03 |
| 10. | 570 | 1996-97 |

Three-Point FG Pct.

| No. | Pct. | Season |
|-----|------|---------|
| 1. | .429 | 2000-01 |
| | .429 | 1986-87 |
| 3. | .426 | 1988-89 |
| 4. | .422 | 1987-88 |
| 5. | .408 | 1997-98 |
| 6. | .400 | 1999-00 |
| 7. | .399 | 1991-92 |
| 8. | .391 | 1994-95 |
| | .391 | 1990-91 |
| 10. | .390 | 1996-97 |

Free Throws Made

| No. | Total | Season |
|-----|-------|---------|
| 1. | 671 | 2000-01 |
| 2. | 663 | 1983-84 |
| 3. | 651 | 1997-98 |
| 4. | 630 | 1987-88 |
| 5. | 629 | 1998-99 |
| 6. | 617 | 1982-83 |
| 7. | 603 | 1994-95 |
| 8. | 590 | 1990-91 |
| 9. | 581 | 1988-89 |
| 10. | 570 | 1985-86 |

Free Throws Attempted

| No. | Total | Season |
|-----|-------|---------|
| 1. | 917 | 1983-84 |
| 2. | 903 | 2000-01 |
| 3. | 891 | 1998-99 |
| 4. | 882 | 1997-98 |
| 5. | 877 | 1991-92 |
| 6. | 864 | 1990-91 |
| 7. | 860 | 1993-94 |
| 8. | 839 | 1982-83 |
| 9. | 829 | 1988-89 |
| 10. | 827 | 1994-95 |

Free Throw Pct.

| No. | Pct. | Season |
|-----|------|---------|
| 1. | .763 | 2005-06 |
| 2. | .758 | 1995-96 |
| 3. | .751 | 2003-04 |
| 4. | .747 | 1980-81 |
| 5. | .746 | 1996-97 |
| 6. | .743 | 1957-58 |
| | .743 | 2000-01 |
| | .743 | 2012-13 |
| 9. | .738 | 1997-98 |
| 10. | .737 | 2004-05 |

Rebounds Attempted

| No. | Total | Season |
|-----|-------|---------|
| 1. | 1,444 | 1997-98 |
| 2. | 1,409 | 2007-08 |
| 3. | 1,375 | 2011-12 |
| 4. | 1,343 | 1952-53 |
| 5. | 1,342 | 1998-99 |
| 6. | 1,309 | 1999-00 |
| 7. | 1,279 | 2002-03 |
| 8. | 1,254 | 2001-02 |
| 9. | 1,251 | 1990-91 |
| 10. | 1,244 | 2000-01 |

Rebound Average

| No. | Total | Season |
|-----|-------|---------|
| 1. | 49.7 | 1952-53 |
| 2. | 49.1 | 1963-64 |
| 3. | 46.6 | 1964-65 |
| 4. | 46.5 | 1962-63 |
| 5. | 46.1 | 1961-62 |
| 6. | 45.8 | 1972-73 |
| 7. | 43.9 | 1969-70 |
| 8. | 43.6 | 1973-74 |
| 9. | 43.2 | 1971-72 |
| 10. | 42.2 | 1999-00 |

Assists

| No. | Total | Season |
|-----|-------|---------|
| 1. | 604 | 1988-89 |
| 2. | 578 | 1990-91 |
| 3. | 576 | 1987-88 |
| 4. | 569 | 1997-98 |
| 5. | 568 | 2000-01 |
| 6. | 539 | 1999-00 |
| 7. | 534 | 1996-97 |
| 8. | 525 | 2007-08 |
| 9. | 515 | 2003-04 |
| | 515 | 1998-99 |

Blocked Shots

| No. | Total | Season |
|-----|-------|---------|
| 1. | 187 | 2007-08 |
| 2. | 184 | 2006-07 |
| 3. | 167 | 1999-00 |
| 4. | 142 | 2003-04 |
| 5. | 138 | 2005-06 |
| 6. | 137 | 2012-13 |
| 7. | 132 | 2001-02 |
| 8. | 126 | 2011-12 |
| 9. | 118 | 2002-03 |
| 10. | 117 | 1996-97 |

Steals

| No. | Total | Season |
|-----|-------|----------|
| 1. | 246 | 2011-12, |
| | 246 | 1985-86 |
| 3. | 239 | 1983-84 |
| 4. | 238 | 1984-85 |
| 5. | 235 | 1988-89 |
| 6. | 227 | 2008-09 |
| 7. | 208 | 2004-05 |
| | 208 | 1996-97 |
| 9. | 207 | 1982-83 |
| 10. | 206 | 1993-94 |

Yearly Statistical Leaders

Scoring

| Year | Name | G | Pts. | Avg. |
|---------|------------------|----|------|------|
| 1947-48 | Steve Stephenson | 23 | 242 | 10.5 |
| 1950-51 | Ed Tucker | 22 | 364 | 16.5 |
| 1951-52 | Ed Tucker | 28 | 427 | 15.3 |
| 1952-53 | Ron Tomsic | 27 | 515 | 19.1 |
| 1953-54 | Russ Lawler | 25 | 408 | 16.3 |
| 1954-55 | Ron Tomsic | 25 | 482 | 19.3 |
| 1955-56 | George Selleck | 24 | 383 | 16.0 |
| 1956-57 | Bill Bond | 26 | 426 | 16.4 |
| 1957-58 | John Arrillaga | 24 | 296 | 12.3 |
| 1958-59 | Paul Neumann | 25 | 404 | 16.2 |
| 1959-60 | John Arrillaga | 25 | 356 | 14.2 |
| 1960-61 | John Windsor | 24 | 333 | 13.9 |
| 1961-62 | Tom Dose | 26 | 442 | 17.0 |
| 1962-63 | Tom Dose | 25 | 520 | 20.8 |
| 1963-64 | Tom Dose | 25 | 479 | 20.0 |
| 1964-65 | Bob Bedell | 23 | 340 | 16.2 |
| 1965-66 | Bob Bedell | 25 | 421 | 16.8 |
| 1966-67 | Don Griffin | 26 | 405 | 15.6 |
| 1967-68 | Art Harris | 26 | 540 | 20.8 |
| 1968-69 | Don Griffin | 26 | 532 | 20.4 |
| 1969-70 | Claude Terry | 25 | 491 | 19.6 |
| 1970-71 | Claude Terry | 26 | 544 | 20.9 |
| 1971-72 | Claude Terry | 25 | 531 | 17.2 |
| 1972-73 | Rich Kelley | 25 | 433 | 17.3 |
| 1973-74 | Rich Kelley | 25 | 459 | 18.4 |
| 1974-75 | Rich Kelley | 26 | 520 | 20.0 |
| 1975-76 | Ed Schweitzer | 27 | 425 | 15.7 |
| 1976-77 | Mike Bratz | 27 | 528 | 19.6 |
| 1977-78 | Kimberly Belton | 27 | 405 | 15.0 |
| 1978-79 | Wolfe Perry | 27 | 493 | 18.3 |
| 1979-80 | Kimberly Belton | 26 | 487 | 18.7 |
| 1980-81 | Brian Welch | 27 | 407 | 15.7 |
| 1981-82 | John Revelli | 27 | 443 | 16.4 |
| 1982-83 | Keith Jones | 28 | 553 | 19.8 |
| 1983-84 | Keith Jones | 31 | 619 | 20.0 |
| 1984-85 | Earl Koberlein | 28 | 292 | 10.4 |
| 1985-86 | Todd Lichti | 30 | 516 | 17.2 |
| 1986-87 | Todd Lichti | 28 | 493 | 17.6 |
| 1987-88 | Todd Lichti | 33 | 664 | 20.1 |
| 1988-89 | Todd Lichti | 33 | 663 | 20.1 |
| 1989-90 | Adam Keefe | 30 | 599 | 20.0 |
| 1990-91 | Adam Keefe | 33 | 709 | 21.5 |
| 1991-92 | Adam Keefe | 29 | 734 | 25.3 |
| 1992-93 | Brent Williams | 30 | 396 | 13.2 |
| 1993-94 | Dion Cross | 28 | 422 | 15.1 |
| 1994-95 | Dion Cross | 29 | 487 | 16.8 |
| 1995-96 | Brevin Knight | 29 | 449 | 15.5 |
| 1996-97 | Brevin Knight | 30 | 489 | 16.3 |
| 1997-98 | Arthur Lee | 35 | 506 | 14.5 |
| 1998-99 | Arthur Lee | 33 | 434 | 13.2 |
| 1999-00 | Casey Jacobsen | 31 | 449 | 14.5 |
| 2000-01 | Casey Jacobsen | 34 | 616 | 18.1 |
| 2001-02 | Casey Jacobsen | 30 | 658 | 21.9 |
| 2002-03 | Julius Barnes | 33 | 529 | 16.0 |
| 2003-04 | Josh Childress | 23 | 360 | 15.7 |
| 2004-05 | Dan Grunfeld | 22 | 394 | 17.9 |
| 2005-06 | Matt Haryasz | 28 | 453 | 16.2 |
| 2006-07 | Lawrence Hill | 31 | 487 | 15.7 |
| 2007-08 | Brook Lopez | 27 | 521 | 19.3 |
| 2008-09 | Anthony Goods | 33 | 535 | 16.2 |
| 2009-10 | Landry Fields | 32 | 704 | 22.0 |
| 2010-11 | Jeremy Green | 31 | 519 | 16.7 |
| 2011-12 | Chasson Randle | 37 | 512 | 13.8 |
| 2012-13 | Dwight Powell | 34 | 506 | 14.9 |

Field Goal Percentage

| Year | Name | FG-FGA | Pct. |
|---------|---------------|---------|------|
| 1950-51 | Ed Tucker | 134-338 | .396 |
| 1951-52 | Ron Tomsic | 127-294 | .432 |
| 1952-53 | Don Carlson | 58-151 | .384 |
| 1953-54 | Dave Epperson | 49-117 | .419 |
| 1954-55 | Ron Tomsic | 173-364 | .475 |
| 1955-56 | Barry Brown | 137-303 | .452 |

| | | | |
|---------|------------------|---------|------|
| 1956-57 | Dick Haga | 69-146 | .473 |
| 1957-58 | Dick Haga | 74-160 | .462 |
| 1958-59 | Paul Neumann | 135-289 | .467 |
| 1959-60 | Jerry Thuesen | 25-60 | .417 |
| 1960-61 | Phil Kelly | 51-126 | .413 |
| 1961-62 | Tom Dose | 175-400 | .438 |
| 1962-63 | Tom Dose | 188-393 | .478 |
| 1963-64 | Tom Dose | 185-365 | .507 |
| 1964-65 | Ray Kosanke | 112-236 | .474 |
| 1965-66 | Jack Gilbert | 62-103 | .602 |
| 1966-67 | Rich Baker | 92-154 | .598 |
| 1967-68 | Art Harris | 206-428 | .482 |
| 1968-69 | Dennis O'Neill | 82-151 | .543 |
| 1969-70 | Claude Terry | 201-415 | .484 |
| 1970-71 | Claude Terry | 203-427 | .476 |
| 1971-72 | Bob Buell | 85-172 | .495 |
| 1972-73 | Rich Kelley | 171-330 | .518 |
| 1973-74 | Ed Schweitzer | 128-252 | .508 |
| 1974-75 | Ed Schweitzer | 166-312 | .532 |
| 1975-76 | Ed Schweitzer | 173-320 | .541 |
| 1976-77 | Kimberly Belton | 130-239 | .544 |
| 1977-78 | Kimberly Belton | 163-300 | .543 |
| 1978-79 | Kimberly Belton | 164-265 | .619 |
| 1979-80 | Kimberly Belton | 171-293 | .584 |
| 1980-81 | Jeff Ryan | 44-85 | .518 |
| 1981-82 | John Revelli | 144-239 | .603 |
| 1982-83 | John Revelli | 100-149 | .671 |
| 1983-84 | Earl Koberlein | 64-98 | .653 |
| 1984-85 | Andy Fischer | 98-184 | .533 |
| 1985-86 | Todd Lichti | 188-353 | .533 |
| 1986-87 | Todd Lichti | 170-329 | .517 |
| 1987-88 | Howard Wright | 196-315 | .622 |
| 1988-89 | Adam Keefe | 93-147 | .633 |
| 1989-90 | Adam Keefe | 210-335 | .627 |
| 1990-91 | Adam Keefe | 252-414 | .609 |
| 1991-92 | Adam Keefe | 275-499 | .564 |
| 1992-93 | Dion Cross | 105-222 | .473 |
| 1993-94 | Andy Poppink | 118-249 | .474 |
| 1994-95 | Bart Lammersen | 47-86 | .547 |
| 1995-96 | Mark Seaton | 52-86 | .605 |
| 1996-97 | Mark Madsen | 51-95 | .537 |
| 1997-98 | Mark Madsen | 116-197 | .589 |
| 1998-99 | Mark Madsen | 153-253 | .605 |
| 1999-00 | Jason Collins | 84-135 | .622 |
| 2000-01 | Jason Collins | 168-274 | .613 |
| 2001-02 | Curtis Borchardt | 171-297 | .576 |
| 2002-03 | Rob Little | 116-204 | .569 |
| 2003-04 | Justin Davis | 95-166 | .572 |
| 2004-05 | Rob Little | 122-236 | .517 |
| 2005-06 | Matt Haryasz | 156-325 | .480 |
| 2006-07 | Fred Washington | 85-163 | .521 |
| 2007-08 | Taj Finger | 79-143 | .552 |
| 2008-09 | Josh Owens | 97-173 | .561 |
| 2009-10 | Jack Trotter | 91-183 | .497 |
| 2010-11 | Josh Owens | 149-257 | .580 |
| 2011-12 | Josh Owens | 177-310 | .571 |
| 2012-13 | Andy Brown | 82-169 | .485 |

Three-Point FG Percentage

| Year | Name | 3FG-FGA | Pct. |
|---------|---------------|---------|------|
| 1986-87 | Terry Taylor | 40-82 | .488 |
| 1987-88 | Todd Lichti | 46-89 | .517 |
| 1988-89 | Scott Meinert | 21-36 | .583 |
| 1989-90 | Kenny Ammann | 47-102 | .461 |
| 1990-91 | John Patrick | 60-131 | .458 |
| 1991-92 | Marcus Lollie | 26-53 | .491 |
| 1992-93 | Dion Cross | 30-65 | .462 |
| 1993-94 | Dion Cross | 54-128 | .422 |
| 1994-95 | Dion Cross | 82-171 | .480 |
| 1995-96 | Dion Cross | 75-187 | .401 |
| 1996-97 | Ryan Mendez | 29-68 | .427 |
| 1997-98 | Ryan Mendez | 45-95 | .474 |
| 1998-99 | Arthur Lee | 54-136 | .397 |
| 1999-00 | David Moseley | 70-156 | .449 |

| | | | |
|---------|------------------|--------|------|
| 2000-01 | Michael McDonald | 56-109 | .514 |
| 2001-02 | Casey Jacobsen | 64-172 | .372 |
| 2002-03 | Matt Lottich | 71-180 | .394 |
| 2003-04 | Chris Hernandez | 46-100 | .460 |
| 2004-05 | Dan Grunfeld | 28-65 | .431 |
| 2005-06 | Chris Hernandez | 75-159 | .472 |
| 2006-07 | Lawrence Hill | 50-122 | .410 |
| 2007-08 | Anthony Goods | 64-185 | .346 |
| 2008-09 | Jeremy Green | 47-103 | .456 |
| 2009-10 | Drew Shiller | 58-149 | .389 |
| 2010-11 | Jeremy Green | 88-205 | .429 |
| 2011-12 | Chasson Randle | 85-194 | .438 |
| 2012-13 | John Gage | 45-101 | .446 |

Free Throw Percentage

| Year | Name | FT-FTA | Pct. |
|---------|---------------------------|---------|------|
| 1947-48 | Morley Thompson | 33-46 | .717 |
| 1950-51 | Ed Tucker | 96-130 | .738 |
| 1951-52 | Ed Tucker | 117-153 | .765 |
| 1952-53 | Ron Tomsic | 129-172 | .750 |
| 1953-54 | George Selleck | 124-158 | .785 |
| 1954-55 | Ron Tomsic | 136-175 | .777 |
| 1955-56 | Bill Bond | 100-141 | .709 |
| 1956-57 | Hap Wagner | 92-113 | .814 |
| 1957-58 | Jerry Thuesen | 59-68 | .868 |
| 1958-59 | Paul Neumann | 134-157 | .854 |
| 1959-60 | John Arrillaga | 84-109 | .771 |
| 1960-61 | John Hendry | 47-65 | .723 |
| 1961-62 | Darrell Sutherland | 651-81 | .802 |
| 1962-63 | Tom Dose | 144-201 | .716 |
| 1963-64 | Tom Dose | 109-132 | .825 |
| 1964-65 | Kent Hinckley | 62-75 | .827 |
| 1965-66 | Howard Hassen | 31-40 | .775 |
| 1966-67 | Gary Petersmeyer | 63-84 | .750 |
| 1967-68 | Gary Petersmeyer | 71-94 | .755 |
| 1968-69 | Mal McElwain | 59-80 | .738 |
| 1969-70 | Claude Terry | 89-118 | .754 |
| 1970-71 | Claude Terry | 138-184 | .750 |
| 1971-72 | Dave Frost | 64-78 | .821 |
| 1972-73 | Bob Buell | 41-54 | .751 |
| 1973-74 | Rich Kelley | 125-155 | .806 |
| 1974-75 | Rich Kelley | 144-173 | .832 |
| 1975-76 | Mike Bratz | 69-88 | .784 |
| 1976-77 | Mike Bratz | 118-145 | .806 |
| 1977-78 | Mark Pitchford | 32-43 | .744 |
| 1978-79 | Wolfe Perry | 107-139 | .770 |
| 1979-80 | Brian Welch | 81-105 | .781 |
| 1980-81 | Doug Marty | 52-59 | .881 |
| 1981-82 | Johnny Rogers | 76-93 | .817 |
| 1982-83 | Johnny Rogers | 51-62 | .823 |
| 1983-84 | Keith Jones | 141-173 | .815 |
| 1984-85 | Novian Whitsitt | 68-80 | .850 |
| 1985-86 | Todd Lichti | 140-172 | .814 |
| 1986-87 | Terry Taylor | 56-66 | .848 |
| 1987-88 | Todd Lichti | 174-198 | .879 |
| 1988-89 | Terry Taylor | 49-57 | .860 |
| 1989-90 | Kenny Ammann | 31-36 | .861 |
| 1990-91 | John Patrick | 72-85 | .847 |
| 1991-92 | Marcus Lollie | 49-62 | .790 |
| 1992-93 | Marcus Lollie | 68-80 | .850 |
| 1993-94 | Dion Cross | 80-101 | .792 |
| 1994-95 | Dion Cross | 91-110 | .827 |
| 1995-96 | Dion Cross | 81-88 | .921 |
| 1996-97 | Brevin Knight | 166-199 | .834 |
| 1997-98 | Arthur Lee | 164-185 | .886 |
| 1998-99 | Arthur Lee | 140-158 | .886 |
| 1999-00 | Ryan Mendez, Dave Moseley | 63-72 | .875 |
| 2000-01 | Ryan Mendez | 94-101 | .931 |
| 2001-02 | Julius Barnes | 48-59 | .814 |
| 2002-03 | Julius Barnes | 120-147 | .816 |
| 2003-04 | Chris Hernandez | 96-105 | .914 |
| 2004-05 | Jason Haas | 41-47 | .872 |
| 2005-06 | Chris Hernandez | 109-121 | .901 |
| 2006-07 | Taj Finger | 37-47 | .787 |
| 2007-08 | Brook Lopez | 153-194 | .789 |
| 2008-09 | Anthony Goods | 142-182 | .780 |

| | | | |
|---------|--------------|--------|------|
| 2009-10 | Jeremy Green | 75-92 | .815 |
| 2010-11 | Aaron Bright | 32-36 | .889 |
| 2011-12 | Aaron Bright | 91-115 | .791 |
| 2012-13 | John Gage | 26-31 | .839 |

Rebounding

| Year | Name | REB | Avg. |
|---------|------------------|-----|------|
| 1952-53 | Don Carlson | 266 | 10.6 |
| 1953-54 | Russ Lawler | 234 | 9.4 |
| 1954-55 | Russ Lawler | 240 | 10.9 |
| 1955-56 | Barry Brown | 259 | 10.8 |
| 1956-57 | Dick Haga | 170 | 6.5 |
| 1957-58 | Dick Haga | 202 | 8.0 |
| 1958-59 | Dick Haga | 177 | 7.1 |
| 1959-60 | John Windsor | 162 | 6.5 |
| 1960-61 | John Windsor | 166 | 8.4 |
| 1961-62 | Tom Dose | 270 | 11.5 |
| 1962-63 | Tom Dose | 269 | 10.8 |
| 1963-64 | Clayton Raaka | 255 | 10.6 |
| 1964-65 | Ray Kosanke | 182 | 7.9 |
| 1965-66 | Bob Bedell | 227 | 9.1 |
| 1966-67 | Art Harris | 194 | 7.5 |
| 1967-68 | Art Harris | 210 | 8.1 |
| 1968-69 | Bill Palmer | 245 | 9.4 |
| 1969-70 | Bill Palmer | 211 | 8.4 |
| 1970-71 | Mike Michel | 210 | 8.1 |
| 1971-72 | Steve Shupe | 185 | 7.4 |
| 1972-73 | Rich Kelley | 331 | 13.2 |
| 1973-74 | Rich Kelley | 313 | 12.5 |
| 1974-75 | Rich Kelley | 300 | 11.5 |
| 1975-76 | Ed Schweitzer | 302 | 11.2 |
| 1976-77 | Kimberly Belton | 228 | 8.4 |
| 1977-78 | Kimberly Belton | 243 | 9.0 |
| 1978-79 | Kimberly Belton | 234 | 8.7 |
| 1979-80 | Kimberly Belton | 255 | 9.8 |
| 1980-81 | John Revelli | 206 | 7.6 |
| 1981-82 | John Revelli | 231 | 8.6 |
| 1982-83 | Hans Wichary | 146 | 5.2 |
| 1983-84 | John Revelli | 244 | 7.9 |
| 1984-85 | Kent Seymour | 164 | 5.9 |
| 1985-86 | Howard Wright | 189 | 6.3 |
| 1986-87 | Howard Wright | 190 | 6.8 |
| 1987-88 | Howard Wright | 255 | 7.7 |
| 1988-89 | Howard Wright | 226 | 6.9 |
| 1989-90 | Adam Keefe | 272 | 9.1 |
| 1990-91 | Adam Keefe | 313 | 9.5 |
| 1991-92 | Adam Keefe | 355 | 12.2 |
| 1992-93 | Brent Williams | 174 | 5.8 |
| 1993-94 | Andy Poppink | 208 | 7.4 |
| 1994-95 | Tim Young | 249 | 8.6 |
| 1995-96 | Andy Poppink | 243 | 8.4 |
| 1996-97 | Tim Young | 253 | 8.4 |
| 1997-98 | Tim Young | 284 | 8.1 |
| 1998-99 | Mark Madsen | 297 | 9.0 |
| 1999-00 | Mark Madsen | 214 | 9.3 |
| 2000-01 | Jason Collins | 265 | 7.8 |
| 2001-02 | Curtis Borchardt | 332 | 11.4 |
| 2002-03 | Josh Childress | 266 | 8.1 |
| 2003-04 | Josh Childress | 173 | 7.5 |
| 2004-05 | Matt Haryasz | 281 | 9.1 |
| 2005-06 | Matt Haryasz | 244 | 8.7 |
| 2006-07 | Lawrence Hill | 187 | 6.0 |
| | Brook Lopez | 156 | 6.0 |
| 2007-08 | Brook Lopez | 221 | 8.2 |
| 2008-09 | Landry Fields | 226 | 6.6 |
| 2009-10 | Landry Fields | 280 | 8.8 |
| 2010-11 | Josh Owens | 201 | 6.5 |
| 2011-12 | Josh Owens | 216 | 5.8 |
| 2012-13 | Josh Huestis | 307 | 9.0 |

Assists

| Year | Name | AST | Avg. |
|---------|-------------------|-----|------|
| 1974-75 | Melvin Arterberry | 81 | 3.9 |
| 1975-76 | Mike Bratz | 132 | 4.9 |
| 1976-77 | Mike Bratz | 113 | 4.2 |
| 1977-78 | Paul Giovacchini | 73 | 2.9 |

| | | | |
|---------|------------------|-----|-----|
| 1978-79 | Paul Giovacchini | 90 | 3.5 |
| 1979-80 | Doug Marty | 95 | 3.7 |
| 1980-81 | Doug Marty | 66 | 2.4 |
| 1981-82 | Doug Marty | 63 | 2.3 |
| 1982-83 | Keith Ramee | 133 | 4.8 |
| 1983-84 | Keith Ramee | 87 | 2.8 |
| 1984-85 | Keith Ramee | 115 | 4.1 |
| 1985-86 | Keith Ramee | 178 | 5.9 |
| 1986-87 | Terry Taylor | 142 | 5.1 |
| 1987-88 | Terry Taylor | 161 | 5.0 |
| 1988-89 | Terry Taylor | 159 | 4.8 |
| 1989-90 | John Patrick | 115 | 4.1 |
| 1990-91 | John Patrick | 125 | 3.8 |
| 1991-92 | Marcus Lollie | 189 | 6.5 |
| 1992-93 | Marcus Lollie | 141 | 4.7 |
| 1993-94 | Brevin Knight | 150 | 5.4 |
| 1994-95 | Brevin Knight | 184 | 6.6 |
| 1995-96 | Brevin Knight | 212 | 7.3 |
| 1996-97 | Brevin Knight | 234 | 7.8 |
| 1997-98 | Arthur Lee | 161 | 4.6 |
| 1998-99 | Arthur Lee | 145 | 4.4 |
| 1999-00 | Michael McDonald | 145 | 4.7 |
| 2000-01 | Michael McDonald | 165 | 4.9 |
| 2001-02 | Casey Jacobsen | 106 | 3.5 |
| 2002-03 | Julius Barnes | 130 | 3.9 |
| 2003-04 | Chris Hernandez | 130 | 4.3 |
| 2004-05 | Chris Hernandez | 120 | 4.0 |
| 2005-06 | Chris Hernandez | 99 | 3.3 |
| 2006-07 | Fred Washington | 113 | 3.6 |
| 2007-08 | Mitch Johnson | 188 | 5.2 |
| 2008-09 | Mitch Johnson | 145 | 4.5 |
| 2009-10 | Jarrett Mann | 136 | 4.3 |
| 2010-11 | Jarrett Mann | 130 | 4.6 |
| 2011-12 | Aaron Bright | 136 | 3.8 |
| 2012-13 | Aaron Bright | 103 | 3.4 |

Blocked Shots

| Year | Name | BK | Avg. |
|---------|------------------|----|------|
| 1976-77 | Kimberly Belton | 27 | 1.0 |
| 1977-78 | Mark Pitchford | 26 | 0.9 |
| 1978-79 | Kimberly Belton | 16 | 0.6 |
| 1979-80 | Kimberly Belton | 24 | 0.9 |
| 1980-81 | Hans Wichary | 9 | 0.3 |
| 1981-82 | Johnny Rogers | 26 | 0.9 |
| 1982-83 | Johnny Rogers | 12 | 0.4 |
| 1983-84 | John Revelli | 12 | 0.4 |
| 1984-85 | Kent Seymour | 42 | 1.5 |
| 1985-86 | Howard Wright | 41 | 1.4 |
| 1986-87 | Howard Wright | 21 | 0.8 |
| 1987-88 | Greg Butler | 25 | 0.8 |
| 1988-89 | Howard Wright | 35 | 1.1 |
| 1989-90 | Deshon Wingate | 23 | 0.8 |
| 1990-91 | Deshon Wingate | 19 | 0.6 |
| 1991-92 | Adam Keefe | 14 | 0.5 |
| 1992-93 | Brent Williams | 21 | 0.7 |
| 1993-94 | Jim Morgan | 18 | 0.6 |
| 1994-95 | Tim Young | 43 | 1.5 |
| 1995-96 | Darren Allaway | 14 | 0.5 |
| 1996-97 | Tim Young | 50 | 1.7 |
| 1997-98 | Tim Young | 41 | 1.2 |
| 1998-99 | Tim Young | 31 | 0.9 |
| 1999-00 | Jason Collins | 43 | 1.4 |
| 2000-01 | Jason Collins | 43 | 1.3 |
| 2001-02 | Curtis Borchardt | 85 | 2.8 |
| 2002-03 | Josh Childress | 46 | 1.4 |
| 2003-04 | Josh Childress | 37 | 1.6 |
| 2004-05 | Matt Haryasz | 37 | 1.2 |
| 2005-06 | Matt Haryasz | 47 | 1.7 |
| 2006-07 | Robin Lopez | 73 | 2.3 |
| 2007-08 | Robin Lopez | 83 | 2.3 |
| 2008-09 | Josh Owens | 28 | 0.8 |
| 2009-10 | Landry Fields | 25 | 0.7 |
| 2010-11 | Josh Owens | 29 | 0.9 |
| 2011-12 | Josh Huestis | 43 | 1.2 |
| 2012-13 | Josh Huestis | 71 | 2.1 |

Steals

| Year | Name | ST | Avg. |
|---------|----------------------------------|----|------|
| 1976-77 | Mike Bratz | 59 | 2.2 |
| 1977-78 | Wolfe Perry | 25 | 0.9 |
| 1978-79 | Wolfe Perry | 38 | 1.4 |
| 1979-80 | Kimberly Belton | 29 | 1.1 |
| 1980-81 | Keith Jones | 32 | 1.3 |
| 1981-82 | Steve Brown | 26 | 0.9 |
| 1982-83 | Keith Ramee | 47 | 1.7 |
| 1983-84 | Keith Jones | 48 | 1.5 |
| 1984-85 | Keith Ramee | 55 | 2.0 |
| 1985-86 | Keith Ramee | 53 | 1.8 |
| 1986-87 | Todd Lichti | 35 | 1.3 |
| 1987-88 | Todd Lichti | 40 | 1.2 |
| 1988-89 | Terry Taylor | 41 | 1.2 |
| 1989-90 | Andrew Vlahov | 50 | 1.7 |
| 1990-91 | Adam Keefe | 51 | 1.5 |
| 1991-92 | Adam Keefe | 49 | 1.7 |
| 1992-93 | Marcus Lollie | 41 | 1.1 |
| 1993-94 | Brevin Knight | 77 | 2.8 |
| 1994-95 | Brevin Knight | 78 | 2.8 |
| 1995-96 | Brevin Knight | 60 | 2.1 |
| 1996-97 | Brevin Knight | 83 | 2.8 |
| 1997-98 | Arthur Lee | 40 | 1.1 |
| 1998-99 | Arthur Lee | 59 | 1.8 |
| 1999-00 | Michael McDonald, Dsviid Moseley | 26 | 0.8 |
| 2000-01 | Michael McDonald | 31 | 0.9 |
| 2001-02 | Julius Barnes | 27 | 0.9 |
| 2002-03 | Josh Childress | 39 | 1.2 |
| 2003-04 | Chris Hernandez | 34 | 1.1 |
| 2004-05 | Chris Hernandez | 52 | 1.7 |
| 2005-06 | Chris Hernandez | 35 | 1.2 |
| 2006-07 | Mitch Johnson | 29 | 0.9 |
| 2007-08 | Mitch Johnson | 28 | 0.8 |
| 2008-09 | Landry Fields | 42 | 1.2 |
| 2009-10 | Landry Fields | 51 | 1.6 |
| 2010-11 | Jarrett Mann | 30 | 0.9 |
| 2011-12 | Josh Owens | 45 | 1.2 |
| 2012-13 | Chasson Randle | 38 | 1.1 |

Minutes

| Year | Name | MIN | Avg. |
|---------|-----------------|-------|------|
| 1977-78 | Kimberly Belton | 795 | 29.4 |
| 1978-79 | Wolfe Perry | 972 | 36.0 |
| 1979-80 | Kimberly Belton | 932 | 35.8 |
| 1980-81 | Brian Welch | 943 | 36.2 |
| 1981-82 | Doug Marty | 919 | 34.0 |
| 1982-83 | Keith Jones | 796 | 28.4 |
| 1983-84 | John Revelli | 995 | 32.1 |
| 1984-85 | Keith Ramee | 760 | 27.1 |
| 1985-86 | Todd Lichti | 876 | 29.2 |
| 1986-87 | Todd Lichti | 974 | 34.8 |
| 1987-88 | Todd Lichti | 1,140 | 34.5 |
| 1988-89 | Todd Lichti | 1,117 | 33.8 |
| 1989-90 | Adam Keefe | 1,065 | 35.5 |
| 1990-91 | Adam Keefe | 1,204 | 36.5 |
| 1991-92 | Adam Keefe | 1,080 | 37.2 |
| 1992-93 | Marcus Lollie | 942 | 31.4 |
| 1993-94 | Brevin Knight | 916 | 32.7 |
| 1994-95 | Dion Cross | 934 | 32.2 |
| 1995-96 | Dion Cross | 933 | 32.2 |
| 1996-97 | Brevin Knight | 960 | 32.0 |
| 1997-98 | Arthur Lee | 1,005 | 28.7 |
| 1998-99 | Arthur Lee | 1,076 | 32.6 |
| 1999-00 | Casey Jacobsen | 883 | 28.5 |
| 2000-01 | Casey Jacobsen | 1,079 | 31.7 |
| 2001-02 | Casey Jacobsen | 1,058 | 35.3 |
| 2002-03 | Julius Barnes | 1,158 | 35.1 |
| 2003-04 | Matt Lottich | 971 | 30.3 |
| 2004-05 | Chris Hernandez | 1,043 | 34.8 |
| 2005-06 | Chris Hernandez | 993 | 33.1 |
| 2006-07 | Anthony Goods | 841 | 33.6 |
| 2007-08 | Mitch Johnson | 1,134 | 31.5 |
| 2008-09 | Anthony Goods | 1,052 | 31.9 |
| 2009-10 | Landry Fields | 1,161 | 36.3 |
| 2010-11 | Jeremy Green | 1,011 | 32.6 |
| 2011-12 | Chasson Randle | 1,127 | 30.5 |
| 2012-13 | Josh Huestis | 1,092 | 32.1 |

Annual Team Statistics


Scoring

| Year | G | Pts. | Avg. |
|---------|----|-------|------|
| 1913-14 | 12 | 231 | 19.3 |
| 1914-15 | 9 | 297 | 33.0 |
| 1915-16 | 11 | 275 | 25.0 |
| 1916-17 | 16 | 488 | 30.5 |
| 1917-18 | 15 | 470 | 31.3 |
| 1918-19 | 12 | 470 | 39.2 |
| 1919-20 | 15 | 427 | 28.4 |
| 1920-21 | 18 | 575 | 31.9 |
| 1921-22 | 15 | 318 | 21.2 |
| 1922-23 | 16 | 343 | 21.4 |
| 1923-24 | 15 | 383 | 25.5 |
| 1924-25 | 13 | 260 | 20.0 |
| 1925-26 | 16 | 370 | 23.1 |
| 1926-27 | 18 | 472 | 26.2 |
| 1927-28 | 21 | 513 | 24.4 |
| 1928-29 | 19 | 534 | 28.1 |
| 1929-30 | 19 | 592 | 31.2 |
| 1930-31 | 17 | 508 | 29.9 |
| 1931-32 | 20 | 482 | 24.1 |
| 1932-33 | 27 | 756 | 28.0 |
| 1933-34 | 20 | 579 | 29.0 |
| 1934-35 | 27 | 893 | 33.1 |
| 1935-36 | 29 | 1,287 | 49.2 |
| 1936-37 | 27 | 1,328 | 49.2 |
| 1937-38 | 24 | 1,261 | 52.5 |
| 1938-39 | 25 | 1,018 | 40.7 |
| 1939-40 | 23 | 1,036 | 45.0 |
| 1940-41 | 26 | 1,207 | 46.4 |
| 1941-42 | 32 | 1,299 | 40.6 |
| 1942-43 | 21 | 934 | 44.5 |
| 1945-46 | 24 | 804 | 33.5 |
| 1946-47 | 31 | 1,523 | 49.1 |
| 1947-48 | 26 | 1,252 | 48.2 |
| 1948-49 | 28 | 1,562 | 55.8 |
| 1949-50 | 25 | 1,428 | 57.1 |
| 1950-51 | 26 | 1,608 | 61.8 |
| 1951-52 | 28 | 2,015 | 71.9 |
| 1952-53 | 23 | 1,496 | 65.0 |
| 1953-54 | 23 | 1,616 | 70.3 |
| 1954-55 | 24 | 1,675 | 69.8 |
| 1955-56 | 24 | 1,577 | 65.7 |
| 1956-57 | 26 | 1,642 | 63.2 |
| 1957-58 | 25 | 1,489 | 59.5 |
| 1958-59 | 24 | 1,450 | 60.4 |
| 1959-60 | 25 | 1,395 | 55.8 |
| 1960-61 | 24 | 1,330 | 55.4 |
| 1961-62 | 22 | 1,434 | 65.2 |
| 1962-63 | 25 | 1,608 | 64.3 |
| 1963-64 | 25 | 1,607 | 64.3 |
| 1964-65 | 23 | 1,622 | 70.5 |
| 1965-66 | 25 | 1,757 | 70.3 |
| 1966-67 | 26 | 1,847 | 71.0 |
| 1967-68 | 25 | 1,897 | 75.9 |
| 1968-69 | 25 | 1,742 | 69.7 |
| 1969-70 | 25 | 1,890 | 75.6 |
| 1970-71 | 26 | 1,900 | 73.1 |
| 1971-72 | 25 | 1,895 | 75.8 |
| 1972-73 | 25 | 1,719 | 68.8 |
| 1973-74 | 25 | 1,683 | 67.3 |
| 1974-75 | 26 | 1,883 | 72.4 |
| 1975-76 | 27 | 1,988 | 73.6 |
| 1976-77 | 27 | 2,044 | 75.7 |
| 1977-78 | 27 | 1,965 | 72.8 |
| 1978-79 | 27 | 1,909 | 70.7 |
| 1979-80 | 26 | 1,757 | 67.7 |
| 1980-81 | 27 | 1,814 | 67.2 |
| 1981-82 | 27 | 1,807 | 66.9 |
| 1982-83 | 28 | 2,121 | 75.6 |
| 1983-84 | 31 | 2,311 | 64.5 |
| 1984-85 | 28 | 1,894 | 67.6 |
| 1985-86 | 30 | 2,224 | 74.1 |

| | | | |
|---------|----|-------|------|
| 1986-87 | 28 | 2,002 | 71.5 |
| 1987-88 | 33 | 2,577 | 78.1 |
| 1988-89 | 33 | 2,519 | 76.3 |
| 1989-90 | 30 | 2,032 | 67.6 |
| 1990-91 | 33 | 2,539 | 76.9 |
| 1991-92 | 29 | 2,195 | 75.7 |
| 1992-93 | 30 | 1,989 | 66.3 |
| 1993-94 | 28 | 2,091 | 74.7 |
| 1994-95 | 29 | 2,290 | 79.0 |
| 1995-96 | 29 | 2,181 | 75.2 |
| 1996-97 | 30 | 2,427 | 80.9 |
| 1997-98 | 35 | 2,807 | 80.2 |
| 1998-99 | 33 | 2,425 | 73.5 |
| 1999-00 | 31 | 2,447 | 78.9 |
| 2000-01 | 34 | 2,829 | 83.2 |
| 2001-02 | 30 | 2,420 | 80.7 |
| 2002-03 | 33 | 2,393 | 72.5 |
| 2003-04 | 32 | 2,356 | 73.6 |
| 2004-05 | 31 | 2,173 | 70.1 |
| 2005-06 | 30 | 1,992 | 66.4 |
| 2006-07 | 31 | 2,156 | 69.5 |
| 2007-08 | 36 | 2,553 | 70.9 |
| 2008-09 | 34 | 2,488 | 73.2 |
| 2009-10 | 32 | 2,212 | 69.1 |
| 2010-11 | 31 | 2,058 | 66.4 |
| 2011-12 | 37 | 2,657 | 71.8 |
| 2012-13 | 34 | 2,397 | 70.5 |

Field Goal Percentage

| Year | FG | FGA | Pct. |
|---------|-----|------|------|
| 1950-51 | 598 | 1700 | .352 |
| 1951-52 | 743 | 1889 | .393 |
| 1952-53 | 667 | 2028 | .329 |
| 1953-54 | 637 | 1657 | .384 |
| 1954-55 | 631 | 1511 | .418 |
| 1955-56 | 560 | 1401 | .400 |
| 1956-57 | 538 | 1374 | .392 |
| 1957-58 | 521 | 1350 | .386 |
| 1958-59 | 516 | 1318 | .392 |
| 1959-60 | 514 | 1411 | .364 |
| 1960-61 | 497 | 1369 | .363 |
| 1961-62 | 669 | 1751 | .382 |
| 1962-63 | 614 | 1563 | .393 |
| 1963-64 | 665 | 1600 | .409 |
| 1964-65 | 640 | 1489 | .421 |
| 1965-66 | 678 | 1590 | .427 |
| 1966-67 | 704 | 1570 | .446 |
| 1967-68 | 753 | 1719 | .438 |
| 1968-69 | 727 | 1721 | .423 |
| 1969-70 | 748 | 1676 | .446 |
| 1970-71 | 730 | 1730 | .422 |
| 1971-72 | 709 | 1655 | .422 |
| 1972-73 | 716 | 1588 | .451 |
| 1973-74 | 672 | 1524 | .441 |
| 1974-75 | 764 | 1588 | .481 |
| 1975-76 | 819 | 1802 | .454 |
| 1976-77 | 827 | 1757 | .471 |
| 1977-78 | 797 | 1675 | .475 |
| 1978-79 | 772 | 1574 | .490 |
| 1979-80 | 668 | 1440 | .464 |
| 1980-81 | 665 | 1461 | .455 |
| 1981-82 | 673 | 1370 | .491 |
| 1982-83 | 751 | 1373 | .548 |
| 1983-84 | 824 | 1574 | .524 |
| 1984-85 | 681 | 1496 | .455 |
| 1985-86 | 827 | 1740 | .475 |
| 1986-87 | 696 | 1452 | .479 |
| 1987-88 | 907 | 1750 | .518 |
| 1988-89 | 907 | 1739 | .522 |
| 1989-90 | 740 | 1541 | .480 |
| 1990-91 | 902 | 1850 | .488 |
| 1991-92 | 818 | 1730 | .473 |



Tony Giovacchini

| | | | |
|---------|-----|------|------|
| 1992-93 | 708 | 1710 | .414 |
| 1993-94 | 715 | 1667 | .429 |
| 1994-95 | 773 | 1733 | .446 |
| 1995-96 | 735 | 1650 | .446 |
| 1996-97 | 822 | 1835 | .448 |
| 1997-98 | 947 | 2080 | .455 |
| 1998-99 | 801 | 1830 | .438 |
| 1999-00 | 819 | 1750 | .468 |
| 2000-01 | 953 | 1865 | .511 |
| 2001-02 | 822 | 1823 | .451 |
| 2002-03 | 852 | 1925 | .443 |
| 2003-04 | 849 | 1771 | .479 |
| 2004-05 | 774 | 1778 | .435 |
| 2005-06 | 673 | 1580 | .426 |
| 2006-07 | 778 | 1738 | .448 |
| 2007-08 | 901 | 2008 | .449 |
| 2008-09 | 891 | 1936 | .460 |
| 2009-10 | 779 | 1796 | .434 |
| 2010-11 | 722 | 1676 | .431 |
| 2011-12 | 938 | 2107 | .445 |
| 2012-13 | 832 | 2002 | .416 |

Three-Point Field Goal Percentage

| Year | 3FG | FGA | Pct. |
|---------|-----|-----|------|
| 1986-87 | 84 | 196 | .429 |
| 1987-88 | 133 | 315 | .422 |
| 1988-89 | 124 | 291 | .426 |
| 1989-90 | 103 | 306 | .337 |
| 1990-91 | 145 | 371 | .391 |
| 1991-92 | 129 | 323 | .399 |
| 1992-93 | 168 | 465 | .361 |
| 1993-94 | 102 | 326 | .313 |
| 1994-95 | 141 | 361 | .391 |
| 1995-96 | 153 | 445 | .344 |
| 1996-97 | 222 | 570 | .390 |
| 1997-98 | 262 | 642 | .408 |
| 1998-99 | 194 | 563 | .345 |
| 1999-00 | 245 | 613 | .400 |
| 2000-01 | 252 | 587 | .429 |
| 2001-02 | 207 | 608 | .340 |

| | | | |
|---------|-----|-----|------|
| 2002-03 | 208 | 571 | .364 |
| 2003-04 | 169 | 464 | .364 |
| 2004-05 | 124 | 363 | .342 |
| 2005-06 | 146 | 416 | .351 |
| 2006-07 | 174 | 499 | .349 |
| 2007-08 | 199 | 544 | .366 |
| 2008-09 | 249 | 649 | .384 |
| 2009-10 | 210 | 594 | .354 |
| 2010-11 | 198 | 556 | .356 |
| 2011-12 | 252 | 665 | .379 |
| 2012-13 | 237 | 660 | .359 |

Free Throw Percentage

| Year | FT | FTA | Pct. |
|---------|-----|-----|------|
| 1947-48 | 288 | 480 | .600 |
| 1950-51 | 416 | 646 | .644 |
| 1951-52 | 529 | 774 | .683 |
| 1952-53 | 452 | 706 | .640 |
| 1953-54 | 494 | 768 | .643 |
| 1954-55 | 485 | 723 | .671 |
| 1955-56 | 457 | 726 | .630 |
| 1956-57 | 566 | 802 | .706 |
| 1957-58 | 447 | 603 | .743 |
| 1958-59 | 418 | 580 | .721 |
| 1959-60 | 367 | 543 | .674 |
| 1960-61 | 336 | 529 | .638 |
| 1961-62 | 389 | 575 | .677 |
| 1962-63 | 380 | 569 | .668 |
| 1963-64 | 397 | 544 | .729 |
| 1964-65 | 342 | 483 | .708 |
| 1965-66 | 401 | 577 | .691 |
| 1966-67 | 439 | 640 | .686 |
| 1967-68 | 391 | 593 | .660 |
| 1968-69 | 372 | 592 | .628 |
| 1969-70 | 394 | 596 | .661 |
| 1970-71 | 440 | 650 | .677 |
| 1971-72 | 477 | 673 | .709 |
| 1972-73 | 287 | 447 | .642 |
| 1973-74 | 339 | 501 | .677 |
| 1974-75 | 355 | 525 | .676 |

| | | | |
|---------|-----|-----|------|
| 1975-76 | 350 | 494 | .709 |
| 1976-77 | 390 | 575 | .678 |
| 1977-78 | 371 | 560 | .662 |
| 1978-79 | 265 | 573 | .637 |
| 1979-80 | 421 | 619 | .680 |
| 1980-81 | 484 | 648 | .747 |
| 1981-82 | 461 | 633 | .728 |
| 1982-83 | 617 | 839 | .735 |
| 1983-84 | 663 | 917 | .723 |
| 1984-85 | 533 | 737 | .723 |
| 1985-86 | 570 | 796 | .716 |
| 1986-87 | 526 | 731 | .720 |
| 1987-88 | 630 | 877 | .718 |
| 1988-89 | 581 | 829 | .701 |
| 1989-90 | 449 | 665 | .675 |
| 1990-91 | 590 | 864 | .683 |
| 1991-92 | 430 | 637 | .675 |
| 1992-93 | 405 | 586 | .691 |
| 1993-94 | 559 | 860 | .650 |
| 1994-95 | 603 | 827 | .729 |
| 1995-96 | 558 | 736 | .758 |
| 1996-97 | 561 | 752 | .746 |
| 1997-98 | 651 | 882 | .738 |
| 1998-99 | 629 | 891 | .706 |
| 1999-00 | 564 | 794 | .710 |
| 2000-01 | 671 | 903 | .743 |
| 2001-02 | 569 | 813 | .700 |
| 2002-03 | 458 | 676 | .678 |
| 2003-04 | 489 | 651 | .751 |
| 2004-05 | 501 | 680 | .737 |
| 2005-06 | 500 | 655 | .763 |
| 2006-07 | 426 | 625 | .682 |
| 2007-08 | 552 | 795 | .694 |
| 2008-09 | 457 | 648 | .705 |
| 2009-10 | 444 | 669 | .664 |
| 2010-11 | 416 | 632 | .658 |
| 2011-12 | 529 | 794 | .666 |
| 2012-13 | 496 | 668 | .743 |

Rebounding

| Year | G | REB | Avg. |
|---------|----|-------|------|
| 1913-14 | 12 | 231 | 19.3 |
| 1914-15 | 9 | 297 | 33.0 |
| 1915-16 | 11 | 275 | 25.0 |
| 1916-17 | 16 | 488 | 30.5 |
| 1917-18 | 15 | 470 | 31.3 |
| 1952-53 | 23 | 1,343 | 49.7 |
| 1953-54 | 23 | 852 | 34.1 |
| 1954-55 | 24 | 877 | 39.9 |
| 1955-56 | 24 | 919 | 38.3 |
| 1956-57 | 26 | 806 | 31.0 |
| 1957-58 | 25 | 825 | 33.0 |
| 1958-59 | 24 | 947 | 37.9 |
| 1959-60 | 25 | 953 | 38.1 |
| 1960-61 | 24 | 910 | 37.9 |
| 1961-62 | 22 | 1,109 | 46.1 |
| 1962-63 | 25 | 1,162 | 46.5 |
| 1963-64 | 25 | 1,228 | 49.1 |
| 1964-65 | 23 | 1,073 | 46.6 |
| 1965-66 | 25 | 1,118 | 44.7 |
| 1966-67 | 26 | 1,063 | 41.0 |
| 1967-68 | 25 | 1,092 | 42.1 |
| 1968-69 | 25 | 1,050 | 40.4 |
| 1969-70 | 25 | 1,097 | 43.9 |
| 1970-71 | 26 | 1,145 | 44.0 |
| 1971-72 | 25 | 1,080 | 43.2 |
| 1972-73 | 25 | 1,145 | 45.8 |
| 1973-74 | 25 | 1,089 | 43.6 |
| 1974-75 | 26 | 1,041 | 40.0 |
| 1975-76 | 27 | 1,123 | 41.6 |
| 1976-77 | 27 | 1,040 | 38.5 |
| 1977-78 | 27 | 1,013 | 37.5 |
| 1978-79 | 27 | 963 | 35.7 |
| 1979-80 | 26 | 938 | 36.1 |
| 1980-81 | 27 | 921 | 34.1 |
| 1981-82 | 27 | 820 | 30.4 |

| | | | |
|---------|----|-------|------|
| 1982-83 | 28 | 846 | 30.2 |
| 1983-84 | 31 | 958 | 30.9 |
| 1984-85 | 38 | 923 | 33.0 |
| 1985-86 | 30 | 1,046 | 34.9 |
| 1986-87 | 28 | 954 | 34.1 |
| 1987-88 | 33 | 1,193 | 36.2 |
| 1988-89 | 33 | 1,148 | 34.8 |
| 1989-90 | 30 | 1,057 | 35.2 |
| 1990-91 | 33 | 1,251 | 37.9 |
| 1991-92 | 29 | 1,099 | 37.9 |
| 1992-93 | 30 | 1,011 | 33.7 |
| 1993-94 | 28 | 1,087 | 38.8 |
| 1994-95 | 29 | 1,113 | 38.4 |
| 1995-96 | 29 | 1,073 | 37.0 |
| 1996-97 | 30 | 1,206 | 40.2 |
| 1997-98 | 35 | 1,444 | 41.3 |
| 1998-99 | 33 | 1,342 | 40.7 |
| 1999-00 | 31 | 1,309 | 42.2 |
| 2000-01 | 34 | 1,244 | 36.6 |
| 2001-02 | 30 | 1,254 | 41.8 |
| 2002-03 | 33 | 1,279 | 38.8 |
| 2003-04 | 32 | 1,178 | 36.8 |
| 2004-05 | 31 | 1,109 | 35.8 |
| 2005-06 | 30 | 1,028 | 34.3 |
| 2006-07 | 31 | 1,193 | 38.5 |
| 2007-08 | 36 | 1,409 | 39.1 |
| 2008-09 | 34 | 1,093 | 32.1 |
| 2009-10 | 32 | 1,081 | 33.8 |
| 2010-11 | 31 | 1,056 | 34.1 |
| 2011-12 | 37 | 1,375 | 37.2 |
| 2012-13 | 34 | 1235 | 36.3 |

Assists


| Year | G | AST | Avg. |
|---------|----|-----|------|
| 1913-14 | 12 | 231 | 19.3 |
| 1914-15 | 9 | 297 | 33.0 |
| 1915-16 | 11 | 275 | 25.0 |
| 1974-75 | 26 | 405 | 15.6 |
| 1975-76 | 27 | 451 | 16.7 |
| 1976-77 | 27 | 432 | 16.0 |
| 1977-78 | 27 | 492 | 18.2 |
| 1978-79 | 27 | 398 | 14.7 |
| 1979-80 | 26 | 343 | 13.2 |
| 1980-81 | 27 | 311 | 11.5 |
| 1981-82 | 27 | 311 | 11.5 |
| 1982-83 | 28 | 350 | 12.5 |
| 1983-84 | 31 | 398 | 12.8 |
| 1984-85 | 28 | 350 | 12.5 |
| 1985-86 | 30 | 494 | 16.5 |
| 1986-87 | 28 | 424 | 15.1 |
| 1987-88 | 33 | 576 | 17.5 |
| 1988-89 | 33 | 604 | 18.3 |
| 1989-90 | 30 | 435 | 14.5 |
| 1990-91 | 33 | 578 | 17.5 |
| 1991-92 | 29 | 508 | 17.5 |
| 1992-93 | 30 | 347 | 11.6 |
| 1993-94 | 28 | 368 | 13.1 |
| 1994-95 | 29 | 395 | 13.6 |
| 1995-96 | 29 | 466 | 16.1 |
| 1996-97 | 30 | 534 | 17.8 |
| 1997-98 | 35 | 569 | 16.3 |
| 1998-99 | 33 | 515 | 15.6 |
| 1999-00 | 31 | 539 | 17.4 |
| 2000-01 | 34 | 568 | 16.7 |
| 2001-02 | 30 | 480 | 16.0 |
| 2002-03 | 33 | 489 | 14.8 |
| 2003-04 | 32 | 515 | 16.1 |
| 2004-05 | 31 | 377 | 12.2 |
| 2005-06 | 30 | 425 | 14.2 |
| 2006-07 | 31 | 460 | 14.8 |
| 2007-08 | 36 | 525 | 14.6 |
| 2008-09 | 34 | 510 | 15.0 |
| 2009-10 | 32 | 419 | 13.1 |
| 2010-11 | 31 | 360 | 11.6 |
| 2011-12 | 37 | 476 | 12.9 |
| 2012-13 | 34 | 413 | 12.1 |

Blocked Shots

| Year | G | BK | Avg. |
|---------|----|-----|------|
| 1976-77 | 27 | 60 | 2.2 |
| 1977-78 | 27 | 55 | 2.0 |
| 1978-79 | 27 | 56 | 2.1 |
| 1979-80 | 26 | 24 | 0.9 |
| 1980-81 | 27 | 36 | 1.3 |
| 1981-82 | 27 | 53 | 1.9 |
| 1982-83 | 28 | 40 | 1.4 |
| 1983-84 | 31 | 36 | 1.2 |
| 1984-85 | 28 | 72 | 2.6 |
| 1985-86 | 30 | 69 | 2.3 |
| 1986-87 | 28 | 73 | 2.6 |
| 1987-88 | 33 | 94 | 2.8 |
| 1988-89 | 33 | 93 | 2.8 |
| 1989-90 | 30 | 78 | 2.6 |
| 1990-91 | 33 | 82 | 2.7 |
| 1991-92 | 29 | 59 | 2.0 |
| 1992-93 | 30 | 75 | 2.5 |
| 1993-94 | 28 | 61 | 2.2 |
| 1994-95 | 29 | 80 | 2.8 |
| 1995-96 | 29 | 52 | 1.8 |
| 1996-97 | 30 | 117 | 3.9 |
| 1997-98 | 35 | 111 | 3.2 |
| 1998-99 | 33 | 96 | 2.9 |
| 1999-00 | 31 | 167 | 5.4 |
| 2000-01 | 34 | 108 | 3.2 |
| 2001-02 | 30 | 132 | 4.4 |
| 2002-03 | 33 | 118 | 3.6 |
| 2003-04 | 32 | 142 | 4.4 |
| 2004-05 | 32 | 87 | 2.7 |
| 2005-06 | 30 | 138 | 4.6 |
| 2006-07 | 31 | 184 | 5.9 |
| 2007-08 | 36 | 187 | 5.1 |
| 2008-09 | 34 | 79 | 2.3 |
| 2009-10 | 32 | 54 | 1.6 |
| 2010-11 | 31 | 106 | 3.4 |
| 2011-12 | 37 | 126 | 3.4 |
| 2012-13 | 34 | 137 | 4.0 |

Steals

| Year | G | STL | Avg. |
|---------|----|-----|------|
| 1976-77 | 27 | 60 | 2.2 |
| 1976-77 | 27 | 184 | 6.8 |
| 1977-78 | 27 | 163 | 6.0 |
| 1978-79 | 27 | 134 | 5.9 |
| 1979-80 | 26 | 110 | 4.2 |
| 1980-81 | 27 | 123 | 4.6 |
| 1981-82 | 27 | 111 | 4.1 |
| 1982-83 | 28 | 207 | 7.4 |
| 1983-84 | 31 | 239 | 7.7 |
| 1984-85 | 28 | 238 | 8.5 |
| 1985-86 | 30 | 246 | 8.2 |
| 1986-87 | 28 | 143 | 5.1 |
| 1987-88 | 33 | 167 | 5.1 |
| 1988-89 | 33 | 235 | 7.1 |
| 1989-90 | 30 | 170 | 5.7 |
| 1990-91 | 33 | 192 | 5.8 |
| 1991-92 | 29 | 170 | 5.7 |
| 1992-93 | 30 | 169 | 5.6 |
| 1993-94 | 28 | 206 | 7.4 |
| 1994-95 | 29 | 201 | 6.9 |
| 1995-96 | 29 | 181 | 6.2 |
| 1996-97 | 30 | 208 | 6.9 |
| 1997-98 | 35 | 183 | 5.2 |
| 1998-99 | 33 | 187 | 5.7 |
| 1999-00 | 31 | 141 | 4.5 |
| 2000-01 | 34 | 187 | 5.5 |
| 2001-02 | 30 | 151 | 5.0 |
| 2002-03 | 33 | 177 | 5.4 |
| 2003-04 | 32 | 204 | 6.4 |
| 2004-05 | 31 | 208 | 6.7 |
| 2005-06 | 31 | 165 | 5.5 |
| 2006-07 | 31 | 144 | 4.6 |
| 2007-08 | 36 | 158 | 4.4 |
| 2008-09 | 34 | 227 | 6.7 |
| 2009-10 | 32 | 172 | 5.4 |
| 2010-11 | 31 | 149 | 4.8 |
| 2011-12 | 37 | 246 | 6.6 |
| 2012-13 | 34 | 200 | 5.9 |



Don Griffin

Victory Margins and Overtimes

100-point Games

| Date/Season | Opponent | W-L | Score |
|---------------|--------------------------|-----|---------------|
| Dec. 6, 1985 | vs. Yale | W | 129-108 |
| Dec. 29, 1999 | vs. New Hampshire | W | 119-60 |
| Dec. 19, 1990 | vs. UC Irvine | W | 117-87 |
| Dec. 23, 1987 | vs. UCLA | W | 116-110 (20T) |
| Nov. 26, 1983 | vs. Hawaii Pacific | W | 115-74 |
| Dec. 30, 1969 | at Rochester | W | 114-76 |
| Dec. 28, 2008 | vs. Texas Tech | W | 111-66 |
| Nov. 9, 2007 | vs. Harvard | W | 111-56 |
| Mar. 2, 2000 | vs. USC | W | 111-68 |
| Jan. 9, 1997 | vs. UCLA | W | 109-61 |
| Dec. 2, 1985 | vs. UC San Diego | W | 108-69 |
| Jan. 19, 1978 | vs. Alaska-Anchorage | W | 108-98 |
| Jan. 25, 1974 | vs. Denver | W | 108-62 |
| Dec. 10, 1983 | vs. UC San Diego | W | 107-60 |
| Jan. 19, 2002 | vs. Washington | W | 105-60 |
| Dec. 18, 1996 | vs. Alaska-Anchorage | W | 105-70 |
| Dec. 13, 1985 | vs. Seattle | W | 105-54 |
| Jan. 7, 2012 | at Oregon State | W | 103-101 (40T) |
| Nov. 18, 2008 | vs. Cal State Northridge | W | 103-85 |
| 1978-79 | vs. Harvard | W | 103-81 |
| 1951-52 | vs. Iowa State | W | 103-102 |
| Jan. 3, 1972 | vs. Dartmouth | W | 102-85 |
| Feb. 19, 2000 | vs. California | W | 101-50 |
| Dec. 17, 1998 | at Nevada | W | 101-57 |
| Dec. 28, 2003 | vs. Harvard | W | 100-59 |
| Jan. 13, 2001 | vs. Oregon | W | 100-76 |
| Nov. 18, 2000 | vs. San Francisco State | W | 100-49 |

Largest Margins of Victory

| No. | Margin | Opponent | Score | Date/Season |
|-----|--------|-------------------------|--------|---------------|
| 1. | 65 | vs. Duquesne | 92-27 | Jan. 1, 1938 |
| 2. | 59 | vs. New Hampshire | 119-60 | Dec. 29, 1999 |
| 3. | 55 | vs. Harvard | 111-56 | Nov. 9, 2007 |
| 4. | 53 | vs. Lehigh | 95-42 | Dec. 27, 1997 |
| 5. | 51 | vs. San Francisco State | 100-49 | Nov. 18, 2000 |
| | 51 | vs. California | 101-50 | Feb. 19, 2000 |
| | 51 | vs. Seattle | 105-54 | Dec. 13, 1985 |
| | 51 | vs. Pacific | 71-20 | 1935-36 |
| 9. | 50 | vs. Puget Sound | 92-42 | Dec. 2, 1992 |
| | 50 | vs. San Jose State | 89-39 | Dec. 10, 1988 |
| | 50 | vs. Davis Farm | 55-5 | 1918-19 |

Largest Margins of Victory (Maples Pavilion)

| No. | Margin | Opponent | Score | Date/Season |
|-----|--------|-------------------------|--------|---------------|
| 1. | 59 | vs. New Hampshire | 119-60 | Dec. 29, 1999 |
| 2. | 55 | vs. Harvard | 111-56 | Nov. 9, 2007 |
| 3. | 53 | vs. Lehigh | 95-42 | Dec. 27, 1997 |
| 4. | 51 | vs. San Francisco State | 100-49 | Nov. 18, 2000 |
| | 51 | vs. California | 101-50 | Feb. 19, 2000 |
| | 51 | vs. Seattle | 105-54 | Dec. 13, 1985 |
| 7. | 50 | vs. Puget Sound | 92-42 | Dec. 2, 1992 |
| | 50 | vs. San Jose State | 89-39 | Dec. 10, 1988 |
| 9. | 49 | vs. Washington State | 94-45 | Jan. 21, 1999 |
| 10. | 48 | vs. UCLA | 109-61 | Jan. 9, 1997 |

Largest Margins of Victory (Road Games)

| No. | Margin | Opponent | Score | Date/Season |
|-----|--------|---------------------|--------|---------------|
| 1. | 49 | at Hawaii-Hilo | 98-49 | Nov. 28, 1997 |
| 2. | 42 | at Washington State | 85-43 | Jan. 14, 1989 |
| 3. | 41 | at Nevada | 101-57 | Dec. 17, 1998 |
| 4. | 40 | at Western Reserve | 67-27 | 1936-37 |
| | 40 | at Montana State | 68-28 | 1936-37 |
| 6. | 37 | at Washington State | 89-52 | Feb. 24, 2000 |

| | | | | |
|-----|----|---------------------|-------|--------------|
| 7. | 36 | at Washington State | 84-48 | Feb. 8, 1964 |
| | 36 | at UCLA | 69-33 | 1937-38 |
| 9. | 35 | at Long Beach YMCA | 62-27 | 1916-17 |
| 10. | 34 | at Whittier | 46-12 | 1916-17 |

Largest Margins of Victory (Neutral Site Games)

| No. | Margin | Opponent | Score | Date/Season |
|-----|--------|-----------------------|--------|---------------|
| 1. | 65 | vs. Duquesne | 92-27 | Jan. 1, 1938 |
| 2. | 39 | vs. Utah State | 73-34 | 1935-36 |
| 3. | 38 | vs. Rochester | 114-76 | Dec. 30, 1969 |
| 4. | 36 | vs. UNC Greensboro | 88-52 | Nov. 27, 1996 |
| 5. | 35 | vs. Saint Mary's | 72-37 | Dec. 21, 1963 |
| 6. | 29 | vs. UNC Greensboro | 89-60 | Mar. 15, 2001 |
| 7. | 26 | vs. Texas-San Antonio | 71-45 | Mar. 18, 2004 |
| 8. | 25 | vs. Pacific | 47-22 | 1915-16 |
| 9. | 24 | vs. Minnesota | 75-51 | Mar. 29, 2012 |
| | 24 | vs. Cornell | 77-53 | Mar. 20, 2008 |
| | 24 | vs. Pacific | 44-20 | 1916-17 |

Largest Margins of Defeat

| No. | Margin | Opponent | Score | Date/Season |
|-----|--------|--------------------------|--------|---------------|
| 1. | 46 | vs. UCLA | 120-74 | Feb. 28, 1976 |
| 2. | 43 | vs. Oregon State | 81-38 | Jan. 11, 1982 |
| 3. | 42 | at California | 88-46 | Mar. 1, 1947 |
| 4. | 40 | at Arizona | 94-54 | Jan. 28, 1966 |
| | 40 | vs. Orange Athletic Club | 56-16 | 1916-17 |
| 6. | 39 | at UCLA | 118-79 | Jan. 14, 1972 |
| | 39 | at UCLA | 100-61 | Mar. 1, 1968 |
| 8. | 38 | at Arizona | 89-51 | Feb. 26, 1991 |
| | 38 | at UCLA | 116-78 | Jan. 14, 1967 |
| | 38 | vs. Utah | 53-15 | 1945-46 |

Largest Margins of Defeat (Maples Pavilion)

| No. | Margin | Opponent | Score | Date/Season |
|-----|--------|-------------------|--------|---------------|
| 1. | 46 | vs. UCLA | 120-74 | Feb. 28, 1976 |
| 2. | 43 | vs. Oregon State | 81-38 | Jan. 11, 1982 |
| 3. | 34 | vs. Air Force | 79-45 | Nov. 15, 2006 |
| 4. | 31 | vs. UCLA | 93-62 | Feb. 5, 1987 |
| 5. | 30 | vs. Arizona State | 90-60 | Jan. 2, 2009 |
| 6. | 29 | vs. UCLA | 102-73 | Mar. 4, 1972 |
| 7. | 25 | vs. California | 86-61 | Feb. 14, 1993 |
| 8. | 22 | vs. Oregon | 84-62 | Feb. 14, 1976 |
| 9. | 21 | vs. UCLA | 75-54 | Mar. 4, 2006 |
| | 21 | vs. San Francisco | 99-78 | Dec. 8, 1977 |



Robin Lopez

Overtime Games

| Date/Season | Opponent | W-L | Score |
|---------------|----------------------|-----|---------|
| Mar. 13, 2013 | vs. Arizona State | L | 89-88 |
| Mar. 19, 2012 | vs. Illinois State | W | 92-88 |
| Jan. 7, 2012 | at Oregon State | W | 103-101 |
| Nov. 28, 2010 | vs. DePaul | W | 81-74 |
| Nov. 25, 2009 | vs. Kentucky | L | 73-65 |
| Mar. 25, 2009 | at Oregon State | L | 65-62 |
| Mar. 22, 2008 | vs. Marquette | W | 82-81 |
| Mar. 6, 2008 | at UCLA | L | 77-67 |
| Feb. 14, 2008 | at Arizona State | L | 72-68 |
| Feb. 2, 2008 | at Washington State | W | 67-65 |
| Mar. 8, 2007 | vs. USC | L | 83-79 |
| Mar. 3, 2007 | vs. Arizona | L | 85-80 |
| Jan. 13, 2007 | vs. Washington State | W | 71-68 |
| Jan. 29, 2006 | vs. Washington | W | 76-67 |
| Jan. 19, 2006 | at Arizona | L | 90-81 |
| Jan. 16, 2003 | at Washington State | W | 73-68 |
| Feb. 7, 2002 | vs. Oregon | W | 90-87 |
| Feb. 2, 2002 | vs. Arizona | L | 88-82 |
| Dec. 1, 2001 | vs. Texas | L | 83-75 |
| Mar. 4, 2000 | vs. UCLA | L | 94-93 |
| Dec. 11, 1999 | vs. Georgia Tech | W | 64-61 |
| Nov. 11, 1999 | vs. Duke | W | 80-79 |
| Feb. 25, 1999 | vs. Arizona State | W | 87-77 |
| Feb. 13, 1999 | vs. USC | L | 86-82 |
| Mar. 28, 1998 | vs. Kentucky | L | 86-85 |
| Jan. 31, 1998 | vs. Arizona State | L | 90-87 |
| Mar. 20, 1997 | vs. Utah | L | 82-77 |
| Jan. 16, 1997 | at Oregon | W | 72-69 |
| Dec. 22, 1996 | at Seton Hall | W | 83-81 |
| Jan. 14, 1995 | vs. Arizona | L | 89-83 |
| Dec. 11, 1993 | at Santa Clara | W | 82-70 |
| Feb. 22, 1992 | at USC | L | 73-72 |
| Feb. 12, 1989 | vs. Washington | W | 82-74 |
| Jan. 16, 1988 | vs. Washington State | L | 70-68 |
| Jan. 2, 1988 | vs. Seattle Pacific | W | 83-78 |
| Feb. 28, 1987 | vs. Arizona State | W | 97-92 |
| Feb. 6, 1986 | vs. Arizona State | L | 77-75 |
| Jan. 31, 1986 | at Oregon | W | 73-69 |
| Dec. 28, 1985 | vs. Maryland | L | 67-65 |
| Dec. 22, 1985 | vs. Seton Hall | L | 76-75 |
| Dec. 18, 1984 | at Saint Mary's | L | 61-56 |
| Jan. 19, 1984 | at USC | L | 51-49 |
| Mar. 5, 1983 | at Arizona State | L | 76-72 |
| Dec. 27, 1980 | vs. San Diego | L | 79-70 |
| Mar. 1, 1980 | vs. USC | W | 93-91 |
| Feb. 11, 1980 | vs. Washington | W | 79-78 |
| Jan. 31, 1980 | at Arizona | L | 95-88 |
| 1978-79 | at San Jose State | L | 79-76 |
| Nov. 26, 1977 | vs. San Jose State | W | 81-80 |
| Nov. 25, 1977 | vs. Cal Poly Pomona | W | 92-91 |
| Dec. 16, 1974 | at Minnesota | L | 53-52 |
| Dec. 3, 1973 | vs. San Francisco | W | 63-61 |
| Dec. 28, 1970 | vs. Ohio State | W | 78-74 |
| Feb. 18, 1967 | vs. Washington State | W | 71-70 |
| Jan. 7, 1966 | at Washington | W | 83-78 |
| Dec. 4, 1965 | vs. San Francisco | W | 81-78 |
| Jan. 30, 1965 | at UC Santa Barbara | L | 85-84 |
| Mar. 6, 1964 | vs. California | W | 61-59 |
| Jan. 3, 1964 | vs. USC | L | 75-74 |
| Dec. 23, 1963 | vs. Kansas | W | 69-64 |
| Mar. 9, 1963 | at USC | L | 67-61 |
| Feb. 22, 1963 | vs. UCLA | W | 73-69 |
| Jan. 20, 1961 | vs. Washington | W | 61-58 |
| 1960-61 | at San Francisco | L | 37-31 |
| Jan. 25, 1960 | at Washington State | W | 67-58 |
| Jan. 2, 1960 | at Oregon | L | 56-55 |
| 1959-60 | San Francisco | W | 55-49 |
| Jan. 25, 1957 | vs. California | L | 67-64 |
| 1952-53 | San Francisco | W | 74-73 |
| 1952-53 | San Francisco | W | 74-73 |

20T Games

| Date/Season | Opponent | W-L | Score |
|---------------|--------------------|-----|---------------|
| Jan. 7, 2012 | at Oregon State | W | 103-101 (40T) |
| Jan. 31, 2007 | vs. Gonzaga | L | 90-86 |
| Feb. 13, 1988 | at Washington | L | 84-82 |
| Dec. 23, 1987 | vs. UCLA | W | 116-110 |
| Feb. 16, 1985 | vs. California | L | 43-41 |
| Jan. 24, 1976 | vs. California | L | 89-85 |
| Jan. 8, 1963 | at California | L | 70-68 |
| Dec. 29, 1962 | vs. Washington | W | 63-62 |
| 1960-61 | vs. Michigan State | W | 81-80 |
| Feb. 5, 1960 | at USC | W | 82-71 |

40T Games

| Date/Season | Opponent | W-L | Score |
|--------------|-----------------|-----|---------|
| Jan. 7, 2012 | at Oregon State | W | 103-101 |

Streaks

Longest Winning Streaks

| Streak | Began | Ended |
|--------|---|-------------------------------------|
| 26 | Stanford 77, Sacramento State 59 (11-22-03) | Washington 75, Stanford 62 (3-6-04) |
| 20 | Stanford 100, San Francisco St. 49 (11-18-00) | UCLA 79, Stanford 73 (2-3-01) |
| 18 | Stanford 87, San Diego 57 (11-18-97) | Arizona 93, Stanford 75 (1-29-98) |
| 17 | Stanford 43, Saint Mary's 32 (1938) | Dartmouth 48, Stanford 47 (1939) |
| 15 | Stanford 43, USC 42 (1936) | USC 42, Stanford 39 (1937) |
| 15 | Stanford 42, Olympic Club 34 (1920) | California 30, Stanford 24 (1921) |
| 13 | Stanford 73, Oregon State 45 (1-13-00) | UCLA 94, Stanford 93 (3-4-00) |
| 13 | Stanford 70, George Washington 56 (12-7-98) | Arizona 78, Stanford 76 (1-28-99) |
| 12 | Stanford 80, Duke 79 (11-11-99) | Arizona 68, Stanford 65 (1-8-00) |
| 12 | Stanford 41, San Francisco 31 (1941) | USC 27, Stanford 23 (2-7-42) |
| 12 | Stanford 57, Nebraska 46 (1940) | UCLA 45, Stanford 44 (1941) |


Longest Losing Streaks

| Streak | Began | Ended |
|--------|--|--|
| 11 | USC 35, Stanford 28 (1-15-31) | Stanford 41, Utah 37 (1932) |
| 10 | Notre Dame 67, Stanford 61 (1-12-92) | Stanford 78, USC 62 (2-20-93) |
| 9 | Oregon 82, Stanford 72 (1-8-71) | Stanford 77, Washington State 70 (2-13-71) |
| 9 | San Jose State 39, Stanford 21 (1945) | Stanford 39, San Mateo 36 (1946) |
| 8 | Oregon State 111, Stanford 81 (2-6-82) | Stanford 84, UC Riverside 71 (11-27-82) |
| 8 | Washington 81, Stanford 59 (1-10-79) | Stanford 79, Washington 78 (2-11-80) |
| 8 | Portland 66, Stanford 59 (12-8-79) | Stanford 99, Arizona 80 (1-5-80) |

Fastest Starts

| No. | Start | Season |
|-----|-------|---------|
| 1. | 26-0 | 2003-04 |
| 2. | 20-0 | 2000-01 |
| 3. | 18-0 | 1997-98 |
| 4. | 14-0 | 1936-37 |
| 5. | 12-0 | 1999-00 |
| 6. | 11-0 | 1920-21 |
| 7. | 10-0 | 2008-09 |
| | 10-0 | 1994-95 |
| | 10-0 | 1948-49 |
| 10. | 9-0 | 1953-54 |
| | 9-0 | 1924-25 |

Ryan Mendez



Postseason Single-Game Records

Scoring

| No. | Player | Date | Postseason | Points |
|-----|----------------|------------------------------|------------|--------|
| 1. | Todd Lichti | 3/17/88 vs. Long Beach State | NIT | 34 |
| 2. | Adam Keefe | 3/18/91 vs. Wisconsin | NIT | 33 |
| 3. | Adam Keefe | 3/15/90 vs. Hawai'i | NIT | 31 |
| 4. | Brook Lopez | 3/22/08 vs. Marquette | NCAA | 30 |
| 5. | Aaron Bright | 3/19/12 vs. Illinois State | NIT | 29 |
| | Kenny Ammann | 3/13/91 vs. Houston | NIT | 29 |
| 6. | Casey Jacobsen | 3/22/01 vs. Cincinnati | NCAA | 27 |
| | Brevin Knight | 3/20/97 vs. Utah | NCAA | 27 |
| | Brevin Knight | 3/16/96 vs. Massachusetts | NCAA | 27 |

Field Goals

| No. | Player | Date | Postseason | FG |
|-----|----------------|------------------------------|------------|----|
| 1. | Adam Keefe | 3/18/91 vs. Wisconsin | NIT | 14 |
| 2. | Todd Lichti | 3/17/88 vs. Long Beach State | NIT | 12 |
| 3. | Aaron Bright | 3/19/12 vs. Illinois State | NIT | 11 |
| 4. | Brook Lopez | 3/28/08 vs. Texas | NCAA | 10 |
| | Brook Lopez | 3/22/08 vs. Marquette | NCAA | 10 |
| | Brent Williams | 3/17/94 vs. Gonzaga | NIT | 10 |
| | Adam Keefe | 3/19/92 vs. Alabama | NCAA | 10 |
| | Brent Williams | 3/19/92 vs. Alabama | NCAA | 10 |
| | Adam Keefe | 3/25/91 vs. Massachusetts | NIT | 10 |
| | Kenny Ammann | 3/13/91 vs. Houston | NIT | 10 |
| | Adam Keefe | 3/15/90 vs. Hawai'i | NIT | 10 |

Field Goals Attempted

| No. | Player | Date | Postseason | FGA |
|-----|----------------|-----------------------|------------|-----|
| 1. | Kris Weems | 3/28/98 vs. Kentucky | NCAA | 23 |
| 2. | Brook Lopez | 3/28/08 vs. Texas | NCAA | 22 |
| 3. | Adam Keefe | 3/18/91 vs. Wisconsin | NIT | 21 |
| 4. | Brook Lopez | 3/22/08 vs. Marquette | NCAA | 20 |
| | Dion Cross | 3/17/94 vs. Gonzaga | NIT | 20 |
| | Brent Williams | 3/17/94 vs. Gonzaga | NIT | 20 |
| 7. | Brevin Knight | 3/20/97 vs. Utah | NCAA | 19 |
| | Adam Keefe | 3/19/92 vs. Alabama | NCAA | 19 |

Three-Point Field Goals

| No. | Player | Date | Postseason | 3FG |
|-----|--------------------------|----------------------------|------------|-----|
| 1. | Aaron Bright | 3/19/12 vs. Illinois State | NIT | 6 |
| 2. | Five players tied with 5 | | | |

Three-Point Field Goals Attempted

| No. | Player | Date | Postseason | 3FGA |
|-----|---------------|-------------------------------|------------|------|
| 1. | Matt Lottich | 3/18/04 vs. Texas-San Antonio | NCAA | 11 |
| | Kris Weems | 3/28/98 vs. Kentucky | NCAA | 11 |
| | Dion Cross | 3/17/95 vs. UNC Charlotte | NCAA | 11 |
| 4. | Julius Barnes | 3/20/03 vs. San Diego | NCAA | 10 |
| | Kenny Ammann | 3/27/91 vs. Oklahoma | NIT | 10 |

Free Throws

| No. | Player | Date | Postseason | FT |
|-----|---------------|------------------------------|------------|----|
| 1. | Brevin Knight | 3/29/97 vs. Utah | NCAA | 12 |
| | Andrew Vlahov | 3/25/91 vs. Massachusetts | NIT | 12 |
| | Adam Keefe | 3/16/89 vs. Siena | NCAA | 12 |
| 4. | Arthur Lee | 3/13/99 vs. Gonzaga | NCAA | 11 |
| | Adam Keefe | 3/17/94 vs. Hawai'i | NIT | 11 |
| 6. | Brook Lopez | 3/22/08 vs. Marquette | NCAA | 10 |
| | Arthur Lee | 3/15/98 vs. Western Michigan | NCAA | 10 |
| | Brevin Knight | 3/16/96 vs. Massachusetts | NCAA | 10 |
| | Brevin Knight | 3/14/96 vs. Bradley | NCAA | 10 |

Free Throws Attempted

| No. | Player | Date | Postseason | FTA |
|-----|---------------------------|---------------------|------------|-----|
| 1. | Adam Keefe | 3/15/90 vs. Hawai'i | NIT | 18 |
| 2. | Four players tied with 13 | | | |

Rebounds

| No. | Player | Date | Postseason | REB |
|-----|----------------|-----------------------------------|------------|-----|
| 1. | Mark Madsen | 3/13/98 vs. College of Charleston | NCAA | 17 |
| | Andy Poppink | 3/14/96 vs. Bradley | NCAA | 17 |
| 3. | Mark Madsen | 3/28/98 vs. Kentucky | NCAA | 16 |
| 4. | Dwight Powell | 3/19/13 vs. Stephen F. Austin | NIT | 15 |
| | Tim Young | 3/20/97 vs. Utah | NCAA | 15 |
| 6. | Mark Madsen | 3/13/99 vs. Gonzaga | NCAA | 14 |
| | Adam Keefe | 3/18/91 vs. Wisconsin | NIT | 14 |
| 8. | Deshon Wingate | 3/27/91 vs. Oklahoma | NIT | 13 |
| | Deshon Wingate | 3/13/91 vs. Houston | NIT | 13 |

Assists

| No. | Player | Date | Postseason | AST |
|-----|---------------|---------------------------|------------|-----|
| 1. | Mitch Johnson | 3/22/08 vs. Marquette | NCAA | 16 |
| 2. | Brevin Knight | 3/14/97 vs. Oklahoma | NCAA | 10 |
| | Marcus Lollie | 3/13/91 vs. Houston | NIT | 10 |
| 4. | Brevin Knight | 3/20/97 vs. Utah | NCAA | 9 |
| | Brevin Knight | 3/16/96 vs. Massachusetts | NCAA | 9 |

Blocked Shots


| No. | Player | Date | Postseason | BK |
|-----|------------------|------------------------------|------------|----|
| 1. | Robin Lopez | 3/20/08 vs. Cornell | NCAA | 5 |
| | Curtis Borchardt | 3/14/02 vs. Western Kentucky | NCAA | 5 |
| | Jason Collins | 3/22/01 vs. Cincinnati | NCAA | 5 |

Steals

| No. | Player | Date | Postseason | ST |
|-----|---------------|-------------------------------|------------|----|
| 1. | Brevin Knight | 3/16/97 vs. Wake Forest | NCAA | 4 |
| | Adam Keefe | 3/21/91 vs. Southern Illinois | NIT | 4 |
| | Adam Keefe | 3/18/91 vs. Wisconsin | NIT | 4 |

Minutes

| No. | Player | Date | Postseason | MIN |
|-----|---------------|--------------------------|------------|-----|
| 1. | Mitch Johnson | 3/22/08 vs. Marquette | NCAA | 44 |
| 2. | Anthony Goods | 3/25/09 vs. Oregon State | CBI | 42 |
| 3. | Anthony Goods | 3/22/08 vs. Marquette | NCAA | 41 |



Doug Marty

Postseason Team Records

Points

| No. | Date | Postseason | PTS |
|-----|----------------------------|------------|-----|
| 1. | 3/18/09 vs. Boise State | CBI | 96 |
| 2. | 3/13/91 vs. Houston | NIT | 93 |
| 3. | 3/19/12 vs. Illinois State | NIT | 92 |
| 4. | 3/17/01 vs. St. Joseph's | NCAA | 90 |
| 5. | 3/15/01 vs. UNC Greensboro | NCAA | 89 |
| 6. | 3/28/98 vs. Kentucky | NCAA | 85 |

Field Goals

| No. | Date | Postseason | FG |
|-----|------------------------------|------------|----|
| 1. | 3/18/09 vs. Boise State | CBI | 38 |
| 2. | 3/19/12 vs. Illinois State | NIT | 34 |
| 3. | 3/21/12 vs. Nevada | NIT | 31 |
| | 3/20/08 vs. Cornell | NCAA | 31 |
| | 3/19/92 vs. Alabama | NCAA | 31 |
| 6. | 3/15/98 vs. Western Michigan | NCAA | 30 |
| | 3/13/91 vs. Houston | NIT | 30 |

Field Goals Attempted

| No. | Date | Postseason | FGA |
|-----|-------------------------|------------|-----|
| 1. | 3/20/04 vs. Alabama | NCAA | 73 |
| 2. | 3/20/97 vs. Utah | NCAA | 72 |
| 3. | 3/18/09 vs. Boise State | CBI | 71 |
| 4. | 3/17/94 vs. Gonzaga | NIT | 70 |
| 5. | 3/28/98 vs. Kentucky | NCAA | 68 |
| 6. | 3/20/98 vs. Purdue | NCAA | 66 |

Field Goal Percentage (minimum 40 attempts)

| No. | Date | Postseason | PCT. |
|-----|-------------------------------|------------|--------------|
| 1. | 3/21/91 vs. Southern Illinois | NIT | .644 (29-45) |
| 2. | 3/22/01 vs. Cincinnati | NCAA | .628 (27-43) |
| 3. | 3/17/88 vs. Long Beach State | NIT | .609 (28-46) |
| 4. | 3/13/91 vs. Houston | NIT | .600 (30-50) |
| 5. | 3/15/98 vs. Western Michigan | NCAA | .566 (30-53) |
| 6. | 3/20/08 vs. Cornell | INCAA | .554 (31-56) |

Three-Point Field Goals

| No. | Date | Postseason | 3FG |
|-----|----------------------------------|------------|-----|
| 1. | 3/17/00 vs. South Carolina State | NCAA | 13 |
| 2. | 3/19/12 vs. Illinois State | NIT | 12 |
| 3. | 3/28/98 vs. Kentucky | NCAA | 11 |
| 4. | 3/23/13 at Alabama | NIT | 10 |
| | 3/24/01 vs. Maryland | NCAA | 10 |
| | 3/19/92 vs. Alabama | NCAA | 10 |

Three-Point Field Goals Attempted

| No. | Date | Postseason | 3FGA |
|-----|----------------------------------|------------|------|
| 1. | 3/23/13 vs. Alabama | NIT | 29 |
| 2. | 3/28/98 vs. Kentucky | NCAA | 28 |
| 3. | 3/20/04 vs. Alabama | NCAA | 24 |
| | 3/20/03 vs. San Diego | NCAA | 24 |
| 5. | 3/22/03 vs. Connecticut | NCAA | 23 |
| | 3/17/00 vs. South Carolina State | NCAA | 23 |

Free Throws

| No. | Date | Postseason | FT |
|-----|------------------------------|------------|----|
| 1. | 3/17/01 vs. St. Joseph's | NCAA | 31 |
| 2. | 3/15/01 vs. UNC Greensboro | NCAA | 28 |
| | 3/13/91 vs. Houston | NIT | 28 |
| 4. | 3/17/06 vs. Missouri State | NIT | 27 |
| | 3/20/97 vs. Utah | NCAA | 27 |
| 6. | 3/14/02 vs. Western Kentucky | NCAA | 25 |
| | 3/27/91 vs. Oklahoma | NIT | 25 |

Free Throws Attempted

| No. | Date | Postseason | FTA |
|-----|------------------------------|------------|-----|
| 1. | 3/13/91 vs. Houston | NIT | 44 |
| 2. | 3/13/12 vs. Cleveland State | NIT | 39 |
| 3. | 3/17/01 vs. St. Joseph's | NCAA | 37 |
| 4. | 3/17/06 vs. Missouri State | NIT | 35 |
| | 3/14/02 vs. Western Kentucky | NCAA | 35 |



Brook Lopez

Free Throw Percentage

(minimum 15 attempts)

| No. | Date | Postseason | PCT. |
|-----|--------------------------|------------|--------------|
| 1. | 3/14/96 vs. Bradley | NCAA | .913 (21-23) |
| 2. | 3/11/99 vs. Alcorn State | NCAA | .885 (23-26) |
| 3. | 3/17/01 vs. St. Joseph's | NCAA | .838 (31-37) |
| 4. | 3/28/98 vs. Kentucky | NCAA | .833 (20-24) |
| 5. | 3/22/98 vs. Rhode Island | NCAA | .833 (15-18) |
| 6. | 3/21/12 vs. Nevada | NIT | .824 (14-17) |

Rebounds

| No. | Date | Postseason | REB |
|-----|----------------------------------|------------|-----|
| 1. | 3/27/12 vs. Massachusetts | NIT | 54 |
| 2. | 3/20/98 vs. Purdue | NCAA | 53 |
| 3. | 3/20/04 vs. Alabama | NCAA | 49 |
| 3. | 3/20/08 vs. Cornell | NCAA | 47 |
| | 3/17/00 vs. South Carolina State | NCAA | 47 |
| 5. | 3/13/99 vs. Alcorn State | NCAA | 45 |
| | 3/28/98 vs. Kentucky | NCAA | 45 |
| | 3/14/96 vs. Bradley | NCAA | 45 |

Assists

| No. | Date | Postseason | AST |
|-----|------------------------------|------------|-----|
| 1. | 3/15/98 vs. Western Michigan | NCAA | 24 |
| | 3/13/91 vs. Houston | NIT | 24 |
| 3. | 3/22/08 vs. Marquette | NCAA | 23 |
| 4. | 3/18/09 vs. Boise State | CBI | 20 |
| | 3/20/08 vs. Cornell | NCAA | 20 |

Blocked Shots

| No. | Date | Postseason | BK |
|-----|----------------------------------|------------|----|
| 1. | 3/18/04 vs. Texas-San Antonio | NCAA | 9 |
| 2. | 3/20/03 vs. San Diego | NCAA | 8 |
| 3. | 3/20/08 vs. Cornell | NCAA | 7 |
| | 3/22/01 vs. Cincinnati | NCAA | 7 |
| | 3/17/00 vs. South Carolina State | NCAA | 7 |

Steals

| No. | Date | Postseason | ST |
|-----|-------------------------------|------------|----|
| 1. | 3/18/09 vs. Boise State | CBI | 13 |
| 2. | 3/29/12 vs. Minnesota | NIT | 12 |
| | 3/13/12 vs. Cleveland State | NIT | 12 |
| 4. | 3/18/04 vs. Texas-San Antonio | NCAA | 11 |
| | 3/21/91 vs. Southern Illinois | NIT | 11 |

Won-Loss History

| Year | Overall | Home | Away | Neutral | STAN Pts. | OPP Pts. | Head Coach |
|---------|----------------|------|------|---------|-----------|----------|-----------------------|
| 1913-14 | 7-5 | 4-3 | 3-2 | 0-0 | 231 | 243 | H.W. Maloney |
| 1914-15 | 4-5 | 4-5 | 0-0 | 0-0 | 297 | 295 | H.W. Maloney |
| 1915-16 | 2-9 | 1-6 | 0-2 | 1-1 | 275 | 362 | E.C. "Squire" Behrens |
| 1916-17 | 8-8 | 3-5 | 4-3 | 1-0 | 488 | 426 | Russell Wilson |
| 1917-18 | 11-4 | 10-1 | 0-3 | 1-0 | 470 | 360 | Russell Wilson |
| 1918-19 | 9-3 | 6-1 | 2-2 | 1-0 | 470 | 257 | M.C. (Bob) Evans |
| 1919-20 | 12-3 | 6-3 | 5-0 | 1-0 | 427 | 316 | M.C. (Bob) Evans |
| 1920-21 | 15-3 | 11-0 | 3-3 | 1-0 | 575 | 398 | Walter Powell |
| 1921-22 | 8-7 | 6-4 | 2-2 | 0-1 | 318 | 328 | C.E. Van Gent |
| 1922-23 | 12-4 | 10-2 | 2-2 | 0-0 | 343 | 281 | Andy Kerr |
| 1923-24 | 10-5 | 9-3 | 1-2 | 0-0 | 383 | 270 | Andy Kerr |
| 1924-25 | 10-3 | 10-1 | 0-2 | 0-0 | 260 | 197 | Andy Kerr |
| 1925-26 | 10-6 | 7-5 | 2-1 | 1-0 | 370 | 297 | Andy Kerr |
| 1926-27 | 9-9 | 7-4 | 2-5 | 0-0 | 472 | 416 | E.P. (Husky) Hunt |
| 1927-28 | 8-13 | 4-6 | 4-4 | 0-3 | 513 | 543 | E.P. (Husky) Hunt |
| 1928-29 | 13-6 | 8-3 | 4-1 | 1-2 | 534 | 492 | E.P. (Husky) Hunt |
| 1929-30 | 10-9 | 7-5 | 3-2 | 0-2 | 592 | 575 | E.P. (Husky) Hunt |
| 1930-31 | 8-9 | 7-5 | 0-3 | 1-1 | 508 | 500 | John W. Bunn |
| 1931-32 | 6-14 | 5-9 | 0-4 | 1-1 | 482 | 582 | John W. Bunn |
| 1932-33 | 9-18 | 4-6 | 5-12 | 0-0 | 756 | 876 | John W. Bunn |
| 1933-34 | 8-12 | 4-7 | 4-4 | 0-1 | 579 | 671 | John W. Bunn |
| 1934-35 | 10-17 | 6-2 | 4-15 | 0-0 | 893 | 970 | John W. Bunn |
| 1935-36 | 21-8 | 11-2 | 3-4 | 7-2 | 1,287 | 1,070 | John W. Bunn |
| 1936-37 | 25-2 | 10-1 | 12-1 | 3-0 | 1,328 | 914 | John W. Bunn |
| 1937-38 | 21-3 | 10-1 | 9-1 | 2-1 | 1,261 | 958 | John W. Bunn |
| 1938-39 | 16-9 | 14-7 | 2-2 | 0-0 | 1,018 | 937 | Everett S. Dean |
| 1939-40 | 14-9 | 8-2 | 5-5 | 1-2 | 1,036 | 871 | Everett S. Dean |
| 1940-41 | 21-5 | 13-0 | 4-4 | 4-1 | 1,207 | 1,027 | Everett S. Dean |
| 1941-42 | 28-4 | 13-3 | 8-0 | 7-1 | 1,299 | 1,044 | Everett S. Dean |
| 1942-43 | 10-11 | 8-5 | 1-4 | 1-2 | 934 | 929 | Everett S. Dean |
| 1943-44 | no team - WWII | | | | | | |
| 1944-45 | no team - WWII | | | | | | |
| 1945-46 | 6-18 | 6-9 | 0-8 | 0-1 | 804 | 1,061 | Everett S. Dean |
| 1946-47 | 15-16 | 12-4 | 3-12 | 0-0 | 1,523 | 1,508 | Everett S. Dean |
| 1947-48 | 15-11 | 8-5 | 2-5 | 5-1 | 1,252 | 1,178 | Everett S. Dean |
| 1948-49 | 19-9 | 10-3 | 2-4 | 7-2 | 1,562 | 1,456 | Everett S. Dean |
| 1949-50 | 11-14 | 5-7 | 3-6 | 3-1 | 1,428 | 1,447 | Everett S. Dean |
| 1950-51 | 12-14 | 7-3 | 3-9 | 2-2 | 1,608 | 1,663 | Everett S. Dean |
| 1951-52 | 19-9 | 14-3 | 1-5 | 4-1 | 2,015 | 1,929 | Robert W. Burnett |
| 1952-53 | 6-17 | 5-8 | 1-9 | 0-0 | 1,496 | 1,691 | Robert W. Burnett |
| 1953-54 | 13-10 | 9-4 | 4-5 | 0-1 | 1,616 | 1,567 | Robert W. Burnett |
| 1954-55 | 16-8 | 8-1 | 7-7 | 1-0 | 1,675 | 1,625 | Howard Dallmar |
| 1955-56 | 18-6 | 12-2 | 5-4 | 1-0 | 1,577 | 1,472 | Howard Dallmar |
| 1956-57 | 11-15 | 6-6 | 4-7 | 1-2 | 1,642 | 1,666 | Howard Dallmar |
| 1957-58 | 12-13 | 8-4 | 4-8 | 0-1 | 1,489 | 1,512 | Howard Dallmar |
| 1958-59 | 15-9 | 11-0 | 3-8 | 1-1 | 1,450 | 1,415 | Howard Dallmar |
| 1959-60 | 11-14 | 6-6 | 4-6 | 1-2 | 1,395 | 1,376 | Howard Dallmar |
| 1960-61 | 7-17 | 4-8 | 2-8 | 1-1 | 1,330 | 1,420 | Howard Dallmar |
| 1961-62 | 16-6 | 13-0 | 3-6 | 0-0 | 1,434 | 1,313 | Howard Dallmar |
| 1962-63 | 16-9 | 10-5 | 6-4 | 0-0 | 1,608 | 1,472 | Howard Dallmar |
| 1963-64 | 15-10 | 9-3 | 5-7 | 1-0 | 1,607 | 1,587 | Howard Dallmar |
| 1964-65 | 15-8 | 9-2 | 6-6 | 0-0 | 1,622 | 1,500 | Howard Dallmar |
| 1965-66 | 13-12 | 7-3 | 4-8 | 2-1 | 1,757 | 1,759 | Howard Dallmar |
| 1966-67 | 15-11 | 9-4 | 4-6 | 2-1 | 1,847 | 1,883 | Howard Dallmar |
| 1967-68 | 10-15 | 7-4 | 2-9 | 1-2 | 1,897 | 1,977 | Howard Dallmar |
| 1968-69 | 8-17 | 5-5 | 3-10 | 0-2 | 1,742 | 1,789 | Howard Dallmar |
| 1969-70 | 5-20 | 4-9 | 1-10 | 0-1 | 1,890 | 2,043 | Howard Dallmar |
| 1970-71 | 6-20 | 5-9 | 0-9 | 1-2 | 1,900 | 2,099 | Howard Dallmar |
| 1971-72 | 10-15 | 7-5 | 1-10 | 2-0 | 1,895 | 1,974 | Howard Dallmar |
| 1972-73 | 14-11 | 9-3 | 4-7 | 1-1 | 1,719 | 1,660 | Howard Dallmar |
| 1973-74 | 11-14 | 6-5 | 4-7 | 1-2 | 1,683 | 1,605 | Howard Dallmar |
| 1974-75 | 12-14 | 7-4 | 4-10 | 1-0 | 1,883 | 1,849 | Howard Dallmar |
| 1975-76 | 11-16 | 7-7 | 4-7 | 0-2 | 1,988 | 2,074 | Dick DiBiase |
| 1976-77 | 11-16 | 9-5 | 2-11 | 0-0 | 2,044 | 2,161 | Dick DiBiase |
| 1977-78 | 13-14 | 7-7 | 5-6 | 1-1 | 1,965 | 2,049 | Dick DiBiase |



| | | | | | | | |
|---------|-------|------|------|-----|-------|-------|-----------------|
| 1978-79 | 12-15 | 10-4 | 1-10 | 1-1 | 1,909 | 1,980 | Dick DiBiase |
| 1979-80 | 7-19 | 5-8 | 2-10 | 0-1 | 1,757 | 1,933 | Dick DiBiase |
| 1980-81 | 9-18 | 8-7 | 1-11 | 0-0 | 1,814 | 1,986 | Dick DiBiase |
| 1981-82 | 7-20 | 6-11 | 1-9 | 0-0 | 1,807 | 1,966 | Dick DiBiase |
| 1982-83 | 14-14 | 12-5 | 2-9 | 0-0 | 2,121 | 2,043 | Tom Davis |
| 1983-84 | 19-12 | 13-5 | 6-7 | 0-0 | 2,311 | 2,118 | Tom Davis |
| 1984-85 | 11-17 | 9-7 | 1-9 | 1-1 | 1,894 | 1,898 | Tom Davis |
| 1985-86 | 14-16 | 8-7 | 6-6 | 0-3 | 2,224 | 2,108 | Tom Davis |
| 1986-87 | 15-13 | 11-2 | 2-8 | 2-3 | 2,002 | 2,003 | Mike Montgomery |
| 1987-88 | 21-12 | 12-4 | 6-5 | 3-3 | 2,577 | 2,401 | Mike Montgomery |
| 1988-89 | 26-7 | 13-0 | 8-4 | 5-3 | 2,519 | 2,144 | Mike Montgomery |
| 1989-90 | 18-12 | 11-3 | 5-7 | 2-2 | 2,032 | 1,910 | Mike Montgomery |
| 1990-91 | 20-13 | 13-4 | 4-8 | 3-1 | 2,539 | 2,369 | Mike Montgomery |
| 1991-92 | 18-11 | 12-3 | 5-7 | 1-1 | 2,195 | 1,971 | Mike Montgomery |
| 1992-93 | 7-23 | 7-9 | 0-12 | 0-2 | 1,989 | 2,115 | Mike Montgomery |
| 1993-94 | 17-11 | 11-4 | 5-7 | 1-0 | 2,091 | 2,003 | Mike Montgomery |
| 1994-95 | 20-9 | 14-2 | 5-6 | 1-1 | 2,290 | 2,120 | Mike Montgomery |
| 1995-96 | 21-8 | 12-1 | 6-5 | 3-2 | 2,181 | 1,934 | Mike Montgomery |
| 1996-97 | 22-8 | 12-0 | 6-6 | 4-2 | 2,427 | 2,017 | Mike Montgomery |
| 1997-98 | 30-5 | 11-2 | 10-2 | 9-1 | 2,807 | 2,390 | Mike Montgomery |
| 1998-99 | 26-7 | 13-2 | 10-2 | 3-3 | 2,425 | 2,006 | Mike Montgomery |
| 1999-00 | 27-4 | 12-2 | 9-1 | 6-1 | 2,447 | 1,850 | Mike Montgomery |
| 2000-01 | 31-3 | 12-2 | 11-0 | 8-1 | 2,829 | 2,226 | Mike Montgomery |
| 2001-02 | 20-10 | 10-3 | 7-3 | 3-4 | 2,420 | 2,180 | Mike Montgomery |
| 2002-03 | 24-9 | 14-3 | 7-3 | 3-3 | 2,393 | 2,230 | Mike Montgomery |
| 2003-04 | 30-2 | 14-0 | 10-1 | 6-1 | 2,356 | 1,936 | Mike Montgomery |
| 2004-05 | 18-13 | 10-2 | 5-6 | 3-5 | 2,173 | 2,134 | Trent Johnson |
| 2005-06 | 16-14 | 11-3 | 4-9 | 1-2 | 1,992 | 1,960 | Trent Johnson |
| 2006-07 | 18-13 | 12-5 | 5-6 | 1-2 | 2,156 | 2,081 | Trent Johnson |
| 2007-08 | 28-8 | 16-1 | 8-5 | 4-2 | 2,553 | 2,216 | Trent Johnson |
| 2008-09 | 20-14 | 14-4 | 5-9 | 1-1 | 2,488 | 2,332 | Johnny Dawkins |
| 2009-10 | 14-18 | 10-6 | 2-10 | 2-2 | 2,212 | 2,237 | Johnny Dawkins |
| 2010-11 | 15-16 | 11-5 | 3-8 | 1-3 | 2,058 | 2,020 | Johnny Dawkins |
| 2011-12 | 26-11 | 17-3 | 5-6 | 4-2 | 2,657 | 2,337 | Johnny Dawkins |
| 2012-13 | 19-15 | 12-5 | 5-7 | 2-3 | 2,397 | 2,260 | Johnny Dawkins |

Totals 1,422-1,071 885-394 378-563 159-114 153,066 145,706

Milestone Victories

| Win | Score/Opponent | Season |
|------|--------------------------|---------|
| 1 | 22-20 vs. St. Ignatius | 1913-14 |
| 100 | 15-13 vs. Santa Clara | 1924-25 |
| 500 | 73-60 vs. Oregon | 1955-56 |
| 1000 | 68-52 vs. San Jose State | 1994-95 |
| 1200 | 84-57 vs. UC Irvine | 2002-03 |

Coaching Records

| Seasons | Coach | Years | W | L | Pct. |
|---------------|-----------------------|-----------|--------------|--------------|-------------|
| 1913-15 | H.W. Maloney | 2 | 11 | 10 | .524 |
| 1916 | E.C. "Squire" Behrens | 1 | 2 | 9 | .182 |
| 1917-18 | Russell Wilson | 2 | 19 | 12 | .612 |
| 1919-20 | M.C. (Bob) Evans | 2 | 21 | 6 | .778 |
| 1921 | Walter Powell | 1 | 15 | 3 | .833 |
| 1922 | C.E. Van Gent | 1 | 8 | 7 | .533 |
| 1923-26 | Andy Kerr | 4 | 42 | 18 | .700 |
| 1927-30 | E.P. (Husky) Hunt | 4 | 40 | 37 | .519 |
| 1931-38 | John W. Bunn | 8 | 108 | 83 | .565 |
| 1939-51 | Everett S. Dean | 11 | 167 | 120 | .582 |
| 1952-54 | Robert W. Burnett | 3 | 38 | 36 | .513 |
| 1955-75 | Howard Dallmar | 21 | 256 | 264 | .492 |
| 1976-82 | Dick DiBiasi | 7 | 70 | 118 | .372 |
| 1982-86 | Tom Davis | 4 | 58 | 59 | .496 |
| 1987-04 | Mike Montgomery | 18 | 393 | 167 | .701 |
| 2005-08 | Trent Johnson | 4 | 80 | 48 | .625 |
| 2009- | Johnny Dawkins | 5 | 94 | 74 | .560 |
| Totals | | 98 | 1,422 | 1,071 | .571 |

Howard Dallmar

Johnny Dawkins

NCAA Championships

| Year | Coach | Overall Record | League Record |
|---------|-----------------|----------------|------------------|
| 1941-42 | Everett S. Dean | 28-4 | 11-1 (PCC South) |

NIT Championships

| Year | Coach | Overall Record | League Record |
|---------|-----------------|----------------|---------------|
| 1990-91 | Mike Montgomery | 20-13 | 8-10 (Pac-10) |
| 2011-12 | Johnny Dawkins | 26-11 | 10-8 (Pac-12) |

30-Win Seasons

| Year | Coach | Overall Record | League Record |
|---------|-----------------|----------------|---------------|
| 1997-98 | Mike Montgomery | 30-5 | 15-3 (Pac-10) |
| 2000-01 | Mike Montgomery | 31-3 | 16-2 (Pac-10) |
| 2003-04 | Mike Montgomery | 30-2 | 17-1 (Pac-10) |

20-Win Seasons

| Year | Coach | Overall Record | League Record |
|---------|-----------------|----------------|------------------|
| 1935-36 | John W. Bunn | 21-8 | 7-5 (PCC South) |
| 1936-37 | John W. Bunn | 25-2 | 10-2 (PCC South) |
| 1937-38 | John W. Bunn | 21-3 | 10-2 (PCC South) |
| 1940-41 | Everett S. Dean | 21-5 | 10-2 (PCC South) |
| 1941-42 | Everett S. Dean | 28-4 | 11-1 (PCC South) |
| 1987-88 | Mike Montgomery | 21-12 | 11-7 (Pac-10) |
| 1988-89 | Mike Montgomery | 26-7 | 15-3 (Pac-10) |
| 1990-91 | Mike Montgomery | 20-13 | 8-10 (Pac-10) |
| 1994-95 | Mike Montgomery | 20-9 | 10-8 (Pac-10) |
| 1995-96 | Mike Montgomery | 21-8 | 12-6 (Pac-10) |
| 1996-97 | Mike Montgomery | 22-8 | 12-6 (Pac-10) |
| 1997-98 | Mike Montgomery | 30-5 | 15-3 (Pac-10) |
| 1998-99 | Mike Montgomery | 26-7 | 15-3 (Pac-10) |
| 1999-00 | Mike Montgomery | 27-4 | 15-3 (Pac-10) |
| 2000-01 | Mike Montgomery | 31-3 | 16-2 (Pac-10) |
| 2001-02 | Mike Montgomery | 20-10 | 12-6 (Pac-10) |
| 2002-03 | Mike Montgomery | 24-9 | 14-4 (Pac-10) |
| 2003-04 | Mike Montgomery | 30-2 | 17-1 (Pac-10) |
| 2007-08 | Trent Johnson | 28-8 | 13-5 (Pac-10) |
| 2008-09 | Johnny Dawkins | 20-14 | 6-12 (Pac-10) |
| 2011-12 | Johnny Dawkins | 26-11 | 10-8 (Pac-12) |

Mike Montgomery

Everett S. Dean



Record at Maples

| Year | Home Record | Conference Home Record |
|---------------|---------------------------|---------------------------|
| 1968-69 | 5-5 | 3-4 |
| 1969-70 | 4-9 | 2-5 |
| 1970-71 | 5-9 | 2-5 |
| 1971-72 | 7-5 | 4-3 |
| 1972-73 | 9-3 | 4-3 |
| 1973-74 | 6-5 | 3-4 |
| 1974-75 | 7-4 | 4-3 |
| 1975-76 | 7-7 | 2-5 |
| 1976-77 | 9-5 | 3-4 |
| 1977-78 | 7-7 | 1-6 |
| 1978-79 | 10-4 | 5-4 |
| 1979-80 | 5-8 | 3-6 |
| 1980-81 | 8-7 | 4-5 |
| 1981-82 | 6-11 | 1-8 |
| 1982-83 | 12-5 | 5-4 |
| 1983-84 | 13-5 | 5-4 |
| 1984-85 | 9-7 | 2-7 |
| 1985-86 | 8-7 | 4-5 |
| 1986-87 | 11-2 | 7-2 |
| 1987-88 | 12-4 | 7-2 |
| 1988-89 | 13-0 | 9-0 |
| 1989-90 | 11-3 | 6-3 |
| 1990-91 | 13-4 | 6-3 |
| 1991-92 | 12-3 | 6-3 |
| 1992-93 | 7-9 | 2-7 |
| 1993-94 | 11-4 | 6-3 |
| 1994-95 | 14-2 | 7-2 |
| 1995-96 | 12-1 | 8-1 |
| 1996-97 | 12-0 | 9-0 |
| 1997-98 | 11-2 | 7-2 |
| 1998-99 | 13-2 | 8-1 |
| 1999-00 | 12-2 | 7-2 |
| 2000-01 | 12-2 | 7-2 |
| 2001-02 | 10-3 | 6-3 |
| 2002-03 | 14-3 | 8-1 |
| 2003-04 | 14-0 | 9-0 |
| 2004-05 | 10-2 | 7-2 |
| 2005-06 | 11-3 | 7-2 |
| 2006-07 | 12-5 | 7-2 |
| 2007-08 | 16-1 | 8-1 |
| 2008-09 | 14-4 | 5-4 |
| 2009-10 | 10-6 | 5-4 |
| 2011-12 | 17-3 | 7-2 |
| 2012-13 | 12-5 | 5-4 |
| Totals | 464-193 (.706) | 237-148 (.616) |

Record vs. Opponents At Maples Pavilion

| | | | | | |
|---------------------------|-------|----------------------|-------|---------------------|-------|
| Air Force | 5-1 | Hawai'i | 2-0 | Rider | 1-0 |
| Alaska Anchorage | 2-0 | Hawaii Hilo | 1-0 | Sacramento State | 4-0 |
| Alcorn State | 1-0 | Hawaii Pacific | 1-0 | Sacred Heart | 1-0 |
| American | 2-0 | Houston | 1-1 | St. John's | 0-1 |
| Arizona | 16-19 | Howard | 1-0 | Saint Mary's | 6-1 |
| Arizona State | 22-12 | Illinois State | 1-0 | St. Peter's | 1-0 |
| Arkansas-Pine Bluff | 1-0 | James Madison | 1-0 | San Diego | 3-1 |
| Arkansas State | 0-1 | Lafayette | 2-0 | San Diego State | 1-0 |
| Belmont | 1-1 | LaSalle | 1-0 | San Francisco | 5-2 |
| Bemidji State | 1-0 | Lehigh | 2-0 | San Francisco State | 1-0 |
| Bethune-Cookman | 1-0 | Long Beach State | 2-0 | San Jose State | 9-1 |
| Boise State | 1-0 | Louisiana Tech | 1-0 | Santa Clara | 6-6 |
| Boston University | 1-0 | Loyola (Md.) | 1-0 | Seattle | 4-0 |
| Brown | 2-0 | Loyola Marymount | 2-0 | Seattle Pacific | 2-0 |
| Butler | 0-1 | LSU | 1-0 | Seton Hall | 1-1 |
| BYU | 1-1 | Marquette | 0-1 | Siena | 1-0 |
| California | 31-14 | McNeese State | 1-0 | SMU | 1-0 |
| Cal Poly | 5-1 | Miami | 1-0 | Sonoma State | 1-0 |
| Cal Poly Pomona | 3-0 | Minnesota | 0-1 | Southern Utah | 3-0 |
| Cal State Bakersfield | 2-0 | Missouri-Kansas City | 1-0 | Stephen F. Austin | 1-0 |
| Cal State Dominguez Hills | 1-0 | Missouri State | 1-0 | Stetson | 1-0 |
| Cal State Fullerton | 1-0 | Montana | 1-1 | Temple | 2-0 |
| Cal State Northridge | 4-0 | Montana State | 1-0 | Texas Tech | 1-0 |
| Central Arkansas | 1-0 | Navy | 1-0 | UAB | 1-0 |
| Chico State | 0-1 | NC State | 1-0 | UC Davis | 8-0 |
| Cleveland State | 1-0 | New Hampshire | 1-0 | UC Irvine | 3-1 |
| Colgate | 2-0 | New Mexico | 1-0 | UCLA | 18-27 |
| Colorado | 3-1 | Nevada | 3-1 | UC Riverside | 5-0 |
| Colorado State | 5-0 | North Carolina | 0-1 | UC San Diego | 3-0 |
| Columbia | 2-0 | North Carolina A&T | 1-0 | UC Santa Barbara | 2-1 |
| Connecticut | 0-1 | Northern Arizona | 1-0 | UNLV | 1-0 |
| Cornell | 2-0 | Northwestern | 2-0 | USC | 30-15 |
| Dartmouth | 2-0 | Northwestern State | 1-0 | USIU | 2-0 |
| Davidson | 1-0 | Notre Dame | 0-1 | Utah | 3-1 |
| Denver | 3-0 | Ohio | 0-1 | Utah State | 0-1 |
| Eastern Montana | 1-0 | Oklahoma State | 0-1 | Valparaiso | 1-0 |
| Elon | 1-0 | Oral Roberts | 0-1 | Villanova | 0-1 |
| Florida | 2-0 | Oregon | 29-16 | Virginia | 4-0 |
| Florida A&M | 1-0 | Oregon State | 28-17 | Washington | 31-13 |
| Florida International | 1-0 | Pacific | 3-0 | Washington State | 29-15 |
| Fordham | 1-0 | Penn | 0-1 | Western Michigan | 1-0 |
| Fresno State | 2-0 | Portland | 0-1 | Western Washington | 1-0 |
| Furman | 1-0 | Portland State | 2-0 | William & Mary | 1-0 |
| George Washington | 1-1 | Princeton | 0-1 | Wisconsin | 2-0 |
| Georgia Tech | 1-0 | Puget Sound | 1-0 | Wisconsin-Superior | 1-0 |
| Gonzaga | 0-2 | Rhode Island | 1-0 | Wyoming | 1-1 |
| Hartford | 1-0 | Rice | 4-0 | Xavier | 1-0 |
| Harvard | 7-0 | Richmond | 0-2 | Yale | 5-0 |

Stanford's record against non-league opponents at Maples Pavilion is 228-45 (.835)



Year-By-Year Results



H.W. MALONEY

1913-14

Record: 7-5

(H: 4-3, A: 3-2, N: 0-0)

| Date | Opponent | W-L | Score |
|------|------------------------|-----|-------|
| D-3 | St. Ignatius | W | 22-20 |
| | St. Ignatius | W | 37-14 |
| | Saint Mary's | L | 30-34 |
| | Nevada | W | 25-24 |
| | California | L | 12-32 |
| | California | L | 15-37 |
| | Pacific | W | 46-27 |
| | at Long Beach YMCA | W | 23-18 |
| | at Whittier | L | 21-37 |
| | at Huntington Beach HS | W | - |
| | at Orange AC | W | - |
| | at Los Angeles AC | L | - |

1914-15

Record: 4-5

(H: 4-5, A: 0-0, N: 0-0)

| Date | Opponent | W-L | Score |
|------|--------------|-----|-------|
| | California | L | 28-38 |
| | California | L | 22-31 |
| | Davis | W | 36-31 |
| | Olympic Club | L | 21-45 |
| | Pacific | W | 36-34 |
| | Pacific | W | 58-18 |
| | Nevada | L | 29-44 |
| | Santa Clara | L | 21-42 |
| | Whittier | W | 46-12 |



E.C. "SQUIRE" BEHRENS

1915-16

Record: 2-9

(H: 1-6, A: 0-2, N: 1-1)

| Date | Opponent | W-L | Score |
|------|----------------------|-----|-------|
| J-29 | Pacific (1) | W | 47-22 |
| F-1 | Washington | L | 19-35 |
| | St. Ignatius | W | 31-18 |
| | Santa Clara | L | 19-26 |
| | Santa Clara | L | 20-38 |
| | Oregon Athletic Club | L | 10-28 |
| | Nevada (2) | L | 23-42 |
| | California | L | 28-32 |
| | at Saint Mary's | L | 23-45 |
| | at California | L | 26-46 |
| | Pacific | L | 29-30 |

(1) at San Jose, CA
(2) at Santa Clara, CA



RUSSELL WILSON

1916-17

Record: 8-8

PCC: 0-6 (5th)

(H: 3-5, A: 4-3, N: 1-0)

| Date | Opponent | W-L | Score |
|------|-----------------------|-----|-------|
| | at L.A. Athletic Club | W | 37-18 |
| | at USC | W | 43-28 |
| | at Whittier | W | 46-12 |
| | at Long Beach YMCA | W | 62-27 |
| | at Orange AC | L | 16-56 |
| | Pacific (1) | W | 44-20 |
| | at Santa Clara | L | 30-41 |
| | USC | W | 34-10 |
| F-5 | Washington State | L | 18-36 |
| F-6 | Washington State | L | 15-23 |
| | at California | L | 14-20 |
| | California | L | 20-29 |
| | Saint Mary's | W | 46-34 |
| | Nevada | W | 33-30 |
| | Oregon Athletic Club | L | 17-23 |
| | Oregon Athletic Club | L | 13-19 |

(1) at San Jose, CA

1917-18

Record: 11-4

Cal-Nevada: (3rd)

(H: 10-1, A: 0-3, N: 1-0)

| Date | Opponent | W-L | Score |
|------|------------------|-----|-------|
| | 8th Infantry | W | 30-26 |
| | Oakland YMCA | W | 31-26 |
| | 8th Infantry | W | 37-24 |
| | at Oakland YMCA | L | 25-33 |
| | Pacific | W | 47-19 |
| | San Jose YMCA | W | 58-26 |
| | COK 6th Infantry | W | 42-14 |
| | Base Hospital 47 | W | 26-22 |
| | Davis Farm | W | 18-9 |
| | St. Ignatius | W | 35-19 |
| | at Saint Mary's | L | 28-51 |
| | Nevada | W | 30-20 |
| F-14 | California | W | 22-18 |
| | at California | L | 24-27 |
| | California | L | 17-26 |



M.C. (BOB) EVANS

1918-19

Record: 9-3

PCC: 0-2 (6th)

(H: 6-1, A: 2-2, N: 1-0)

| Date | Opponent | W-L | Score |
|------|------------------|-----|-------|
| | Santa Clara | W | 45-7 |
| | SF YMI | W | 50-16 |
| | Mare Island | W | 32-25 |
| | at San Jose YMCA | W | 36-31 |
| | Davis Farm | W | 55-5 |
| | Santa Clara | W | 53-22 |
| | Saint Mary's | W | 44-20 |
| | Pacific (1) | W | 37-11 |

| | | | |
|--|-----------------|---|-------|
| | at California | L | 26-29 |
| | at Nevada | W | 40-24 |
| | at St. Ignatius | L | 27-33 |
| | California | L | 25-34 |

(1) at San Jose, CA

1919-20

Record: 12-3

PCC: 8-1 (1st)

(H: 6-3, A: 5-0, N: 1-0)

| Date | Opponent | W-L | Score |
|------|------------------|-----|-------|
| | St. Ignatius | W | 45-35 |
| | Santa Clara (1) | W | 31-26 |
| | Davis Farm | W | 38-21 |
| | Nevada | L | 19-25 |
| | Olympic Club | L | 29-37 |
| J-30 | Washington State | W | 30-29 |
| J-31 | Washington State | L | 24-25 |
| F-17 | Oregon | W | 39-22 |
| F-18 | Oregon | W | 36-31 |
| | California | W | 27-20 |
| | at California | W | 33-24 |
| | at Oregon AC | W | 41-26 |
| | at Oregon AC | W | 34-15 |
| F-24 | at Oregon | W | 47-15 |
| F-25 | at Oregon | W | 29-18 |

(1) at San Jose, CA



WALTER POWELL

1920-21

Record: 15-3

PCC: 8-3 (1st)

(H: 11-0, A: 3-3, N: 1-0)

| Date | Opponent | W-L | Score |
|------|---------------------|-----|-------|
| | Olympic Club | W | 42-34 |
| | Santa Clara | W | 28-13 |
| | Saint Mary's | W | 53-9 |
| | Pacific | W | 30-18 |
| | Olympic Club | W | 39-34 |
| | Oregon AC | W | 32-19 |
| | Oregon AC | W | 33-25 |
| | USC | W | 34-14 |
| | at St. Ignatius | W | 31-18 |
| F-7 | Washington | W | 25-14 |
| F-8 | Washington | W | 30-22 |
| | at California | L | 24-30 |
| F-15 | at Washington State | W | 42-37 |
| F-16 | at Washington State | W | 36-20 |
| F-18 | at Washington | L | 25-28 |
| F-19 | at Washington | L | 16-17 |
| | California | W | 30-25 |
| | California (1) | W | 25-21 |

(1) at Oakland, CA



C.E. VAN GENT

1921-22

Record: 8-7

PCC: 4-6 (5th)

(H: 6-4, A: 2-2, N: 0-1)

| Date | Opponent | W-L | Score |
|------|--------------|-----|-------|
| J-11 | Santa Clara | W | 23-22 |
| J-14 | Pacific | W | 30-21 |
| | Olympic Club | W | 25-21 |
| | St. Ignatius | L | 24-31 |
| J-24 | at Oregon | W | 32-29 |

| | | | |
|------|------------------|---|-------|
| J-25 | at Oregon | W | 23-21 |
| | at Oregon AC | L | 24-37 |
| | at Oregon AC | L | 14-25 |
| | California | L | 14-24 |
| F-7 | Washington State | L | 16-21 |
| F-8 | Washington State | L | 13-15 |
| | Saint Mary's | W | 26-13 |
| F-17 | Oregon | W | 17-12 |
| F-18 | Oregon | W | 20-9 |
| | California (1) | L | 17-27 |

(1) at Oakland, CA



ANDY KERR

1922-23

Record: 12-4

PCC (South): 5-3 (1st)

(H: 10-2, A: 2-2, N: 0-0)

| Date | Opponent | W-L | Score |
|------|---------------|-----|-------|
| | 1921 Varsity | L | 19-23 |
| | Pacific | W | 18-9 |
| | Olympic Club | W | 18-14 |
| | St. Ignatius | W | 25-19 |
| | Nevada | W | 18-12 |
| | Nevada | W | 17-10 |
| | Santa Clara | W | 22-16 |
| | Saint Mary's | W | 35-13 |
| | USC | W | 29-14 |
| | USC | W | 23-12 |
| | at USC | W | 17-12 |
| | at USC | W | 24-21 |
| | at California | L | 23-26 |
| | California | W | 18-17 |
| | at California | L | 20-30 |
| | California | L | 17-33 |

1923-24

Record: 10-5

PCC (South): 3-5 (3rd)

(H: 9-3, A: 1-2, N: 0-0)

| Date | Opponent | W-L | Score |
|------|---------------|-----|-------|
| | San Jose YMCA | W | 21-13 |
| | Ellery Arms | W | 26-13 |
| | Pacific | W | 38-9 |
| | Olympic Club | W | 31-11 |
| | Santa Clara | W | 27-16 |
| | USC | L | 17-20 |
| | USC | W | 25-19 |
| | Nevada | W | 28-13 |
| | Nevada | W | 30-10 |
| | California | W | 18-17 |
| | at USC | L | 20-24 |
| | at USC | W | 31-26 |
| | at California | L | 25-26 |
| | California | L | 23-27 |
| | at California | L | 23-26 |

1924-25

Record: 10-3

PCC (South): 1-3 (2nd)

(H: 10-1, A: 0-2, N: 0-0)

| Date | Opponent | W-L | Score |
|------|-------------------|-----|-------|
| | San Jose Teachers | W | 16-13 |
| | Santa Clara | W | 15-13 |
| | at Pomona | W | 21-13 |
| | UCLA | W | 23-17 |
| | Nevada | W | 18-12 |
| | Nevada | W | 26-23 |
| | Davis Farm | W | 31-7 |
| | Olympic Club | W | 21-18 |
| | UCLA | W | 26-10 |
| | California | L | 13-17 |
| | at California | L | 18-22 |
| | California | W | 16-15 |
| | at California | L | 16-17 |

1925-26

Record: 10-6

PCC (South): 3-2 (2nd)
(H: 7-5, A: 2-1, N: 1-0)

| Date | Opponent | W-L | Score |
|------|----------------------|-----|-------|
| | San Jose Teachers | W | 13-5 |
| | San Jose Alumni Club | W | 17-13 |
| | San Jose Alumni Club | W | 26-7 |
| | Ambers Club (1) | W | 35-20 |
| | UCLA | L | 15-28 |
| | Pomona | W | 45-13 |
| | Santa Clara | W | 31-7 |
| | Olympic Club | L | 11-34 |
| | USC | W | 25-11 |
| | California | L | 17-18 |
| | at USC | W | 24-21 |
| | UCLA | W | 32-29 |
| | at USC | W | 30-22 |
| | Nevada | L | 17-24 |
| | Nevada | L | 16-21 |
| | at California | L | 16-24 |

(1) at Stockton, CA



E.P. (HUSKY) HUNT

1926-27

Record: 9-9

PCC (South): 3-2 (2nd)
(H: 7-4, A: 2-5, N: 0-0)

| Date | Opponent | W-L | Score |
|------|-----------------------|-----|-------|
| | at Hollywood AC | L | 28-34 |
| | at Van Nuys AC | W | 32-19 |
| | at Alhambra AC | L | 23-24 |
| | at Pacific Coast Club | L | 31-32 |
| | UCLA | L | 17-21 |
| | Saint Mary's | W | 32-18 |
| | Pacific | W | 23-15 |
| | Santa Clara | W | 32-17 |
| | Olympic Club | L | 29-30 |
| | at USC | W | 28-27 |
| | at UCLA | L | 21-23 |
| | Nevada | W | 26-17 |
| | Nevada | W | 27-10 |
| | USC | W | 24-19 |
| | USC | W | 35-26 |
| | Fresno State | L | 21-23 |
| | at California | L | 24-32 |
| | California | L | 19-29 |

1927-28

Record: 8-13

PCC (South): 1-8 (4th)
(H: 4-6, A: 4-4, N: 0-3)

| Date | Opponent | W-L | Score |
|------|-------------------------|-----|-------|
| | at San Jose Golds | W | 28-22 |
| | at San Jose State | W | 23-13 |
| | YMI (at Kezar) | W | 27-26 |
| | at LA Athletic Club | L | 14-26 |
| | at Hollywood AC | L | 14-30 |
| | at San Bernardino JC | W | 28-19 |
| | Pacific | L | 18-29 |
| | Fresno State | W | 25-20 |
| | * UCLA | L | 22-29 |
| | * UCLA | L | 22-28 |
| | Santa Clara | L | 20-21 |
| | * at UCLA | W | 34-27 |
| | Waseda | W | 52-12 |
| | St. Ignatius | W | 30-24 |
| | Olympic Club | L | 27-42 |
| F-13 | * at USC | L | 23-24 |
| F-14 | * at USC | L | 25-29 |
| | * California (at Kezar) | L | 25-31 |
| | * California (at Kezar) | L | 12-29 |
| | * California (at Kezar) | L | 17-28 |
| F-29 | * USC | L | 27-34 |

1928-29

Record: 13-6

PCC (South): 6-3 (2nd)
(H: 8-3, A: 4-1, N: 1-2)


| Date | Opponent | W-L | Score |
|------|---------------------------|-----|-------|
| | San Jose Teachers | W | 27-18 |
| | San Jose Teachers | L | 23-24 |
| | YMI (at Kezar) | W | 37-31 |
| | at Nevada | L | 22-26 |
| | at Nevada | W | 23-16 |
| | Pacific | W | 34-31 |
| | Saint Mary's | W | 35-33 |
| | * UCLA | W | 34-20 |
| | Santa Clara | W | 28-27 |
| J-19 | * at USC | W | 33-26 |
| | Olympic Club | W | 32-27 |
| | * California (at Oakland) | L | 23-41 |
| | * at UCLA | W | 34-26 |
| | * at UCLA | W | 32-24 |
| | St. Ignatius | L | 23-30 |
| | * California | L | 17-19 |
| F-15 | * USC | W | 31-21 |
| F-16 | * USC | W | 28-25 |
| | * California (at Oakland) | L | 18-27 |

1929-30

Record: 10-9

PCC (South): 2-7 (4th)
(H: 7-5, A: 3-2, N: 0-2)

| Date | Opponent | W-L | Score |
|------|---------------------------|-----|-------|
| | YMI (at Kezar) | L | 26-38 |
| | at Nevada | W | 26-15 |
| | at Nevada | W | 33-24 |
| | Oregon State | L | 24-29 |
| | Saint Mary's | W | 31-23 |
| | San Jose State | W | 49-14 |
| | Pacific | W | 55-23 |
| | * at UCLA | L | 30-63 |
| J-17 | * at USC | W | 35-23 |
| J-18 | * at USC | L | 18-36 |
| | * California | L | 30-36 |
| | Olympic Club | W | 34-30 |
| | * UCLA | W | 40-37 |
| | * UCLA | L | 15-20 |
| | St. Ignatius | W | 34-24 |
| F-8 | * USC | L | 24-30 |
| | Santa Clara | W | 32-31 |
| | * California (at Oakland) | L | 31-38 |
| | * California | L | 25-41 |



JOHN W. BUNN

1930-31

Record: 8-9

PCC (South): 3-6 (4th)
(H: 7-5, A: 0-3, N: 1-1)

| Date | Opponent | W-L | Score |
|------|---------------------------|-----|-------|
| | San Jose State | W | 27-22 |
| | YMI | L | 20-26 |
| | Saint Mary's | W | 45-24 |
| | San Francisco | L | 24-27 |
| | Montana | W | 34-33 |
| | * at UCLA | L | 23-32 |
| | * at UCLA | L | 26-28 |
| J-16 | * USC | L | 24-27 |
| J-17 | * USC | W | 28-21 |
| | * California (at Oakland) | W | 37-32 |
| | Olympic Club | L | 35-36 |
| | * UCLA | W | 29-28 |
| | Pacific | W | 44-27 |
| F-7 | * at USC | L | 22-33 |
| | Santa Clara | W | 24-21 |
| | * California | L | 34-37 |
| | * California (at Oakland) | L | 32-46 |

1931-32

Record: 6-14

PCC (South): 2-9 (4th)
(H: 5-9, A: 0-4, N: 1-1)

| Date | Opponent | W-L | Score |
|------|---------------------------|-----|-------|
| | San Jose State | W | 25-21 |
| | Saint Mary's | L | 24-38 |
| | Olympic Club | L | 25-42 |
| | Olympic Club | L | 22-28 |
| | Pittsburgh | L | 11-22 |
| | Oregon State | W | 45-26 |
| | San Francisco (2nd team) | L | 15-23 |
| | San Francisco (at Kezar) | W | 27-26 |
| | Santa Clara | W | 30-26 |
| | * UCLA | W | 25-22 |
| | * UCLA | W | 31-26 |
| J-15 | * USC | L | 28-35 |
| J-16 | * USC | L | 24-28 |
| | * California | L | 19-25 |
| | * at UCLA | L | 31-35 |
| | * at UCLA | L | 18-28 |
| F-5 | * at USC | L | 29-37 |
| F-6 | * at USC | L | 19-32 |
| | * California (at Oakland) | L | 16-33 |
| | * California | L | 18-29 |

1932-33

Record: 9-18

PCC (South): 3-8 (3rd)
(H: 4-6, A: 5-12, N: 0-0)

| Date | Opponent | W-L | Score |
|------|----------------------|-----|-------|
| | at Nevada | L | 24-25 |
| | at Utah | L | 30-38 |
| | at Utah | W | 41-37 |
| | at Colorado State | L | 24-32 |
| | at Colorado | W | 25-21 |
| | at Colorado | L | 24-29 |
| | at Kansas | L | 20-38 |
| | at Kansas | L | 17-38 |
| | at Kansas | L | 28-34 |
| | at Nebraska | W | 21-17 |
| | at Wyoming | L | 24-41 |
| | San Francisco | L | 25-30 |
| | Saint Mary's | W | 22-18 |
| J-13 | * at USC | L | 25-30 |
| J-14 | * at USC | L | 36-38 |
| | Olympic Club | L | 35-37 |
| | * at California | L | 22-37 |
| | * UCLA | L | 36-44 |
| | * UCLA | W | 41-38 |
| | Santa Clara | W | 27-25 |
| | * California | L | 18-28 |
| F-11 | * USC | L | 18-34 |
| F-12 | * USC | L | 28-36 |
| | Meiji Univ. of Japan | W | 41-17 |
| | * at UCLA | W | 40-38 |
| | * at UCLA | W | 41-35 |
| | * at California | L | 23-41 |

1933-34

Record: 8-12

PCC (South): 5-7 (3rd)
(H: 4-7, A: 4-4, N: 0-1)

| Date | Opponent | W-L | Score |
|------|--------------------|-----|-------|
| | at San Jose State | W | 35-28 |
| | at Pacific | L | 21-22 |
| | Saint Mary's | W | 34-32 |
| | Utah Aggie College | L | 35-46 |
| | Utah (at SF) | L | 24-48 |
| | * at UCLA | W | 45-26 |
| | * at UCLA | L | 31-32 |
| | Santa Clara | L | 26-36 |
| | * California | L | 34-43 |
| | Olympic Club | L | 23-45 |
| J-26 | * at USC | L | 24-36 |
| J-27 | * at USC | W | 35-31 |
| | San Francisco | W | 24-18 |
| | * at California | L | 25-42 |
| | * UCLA | W | 31-28 |
| | * UCLA | W | 39-34 |

| | | | |
|------|-----------------|---|-------|
| F-16 | * USC | L | 22-28 |
| F-17 | * USC | L | 22-33 |
| | * at California | W | 34-20 |
| | * California | L | 15-43 |

1934-35

Record: 10-17

PCC (South): 4-8 (T3rd)
(H: 6-2, A: 4-15, N: 0-0)

| Date | Opponent | W-L | Score |
|------|-----------------------|-----|-------|
| | at San Jose State | L | 25-28 |
| | at Utah | L | 37-46 |
| | at Utah | W | 58-38 |
| | at Kansas City Oilers | L | 25-44 |
| | at Notre Dame | L | 19-29 |
| | at Michigan State | L | 18-25 |
| | at Marquette | L | 26-39 |
| | at Iowa | L | 28-38 |
| | at Nebraska | W | 35-30 |
| | at Creighton | W | 33-29 |
| | at Creighton | L | 26-31 |
| J-11 | * USC | L | 30-40 |
| J-12 | * USC | W | 38-36 |
| | * at California | L | 31-45 |
| | Saint Mary's | W | 41-30 |
| | at Olympic Club | L | 34-50 |
| | * at UCLA | L | 27-34 |
| | * at UCLA | L | 32-38 |
| | * California | L | 31-37 |
| | Santa Clara | W | 33-28 |
| | at San Francisco | W | 48-33 |
| F-8 | * at USC | L | 40-55 |
| F-9 | * at USC | L | 29-39 |
| | * California | W | 38-34 |
| | * UCLA | W | 33-28 |
| | * UCLA | W | 35-16 |
| | * at California | L | 43-50 |

1935-36

Record: 21-8

PCC (South): 7-5 (T1st)
(H: 11-2, A: 3-4, N: 7-2)

| Date | Opponent | W-L | Score |
|------|---------------------|-----|-------|
| | Pacific | W | 71-20 |
| | Utah State (at SF) | W | 73-34 |
| | Santa Clara (at SF) | W | 46-23 |
| | Olympic Club | W | 37-25 |
| D-27 | at Washington | L | 28-32 |
| D-28 | at Washington | L | 38-49 |
| | at San Jose State | W | 53-29 |
| | Utah (at SF) | W | 74-46 |
| | Nebraska (at SF) | W | 42-39 |
| | * UCLA | W | 44-30 |
| | * UCLA | L | 37-44 |
| | * California | L | 35-39 |
| J-24 | * USC | W | 32-25 |
| J-25 | * USC | W | 51-47 |
| | * at California | L | 35-39 |
| | Saint Mary's | W | 59-27 |
| | * at UCLA | W | 45-32 |
| | * at UCLA | W | 39-35 |
| | * at California | L | 30-63 |
| | SF State Teachers | W | 38-25 |
| | San Francisco | W | 45-36 |
| F-15 | * USC (1) | L | 36-45 |
| F-20 | * USC (1) | W | 46-42 |
| | * California | W | 40-26 |
| | USC | W | 39-36 |
| M-13 | Washington (at SF) | W | 60-39 |
| M-14 | Washington | W | 48-38 |
| | Oregon State (2) | L | 23-33 |
| | USC (2) | W | 43-42 |

(1) at Los Angeles, CA

(2) Olympic Trails Regional at Seattle, WA

1936-37

Record: 25-2

PCC (South): 10-2 (1st)
(H: 10-1, A: 12-1, N: 3-0)

| Date | Opponent | W-L | Score |
|------|-------------------|-----|-------|
| | California Aggies | W | 41-16 |
| | Olympic Club | W | 60-49 |
| | at San Jose State | W | 31-24 |

| | | |
|------------------------------|---|-------|
| Warrensburg St. Teachers (1) | W | 51-31 |
| Temple | W | 45-38 |
| D-30 Long Island (2) | W | 45-31 |
| at Canisius | W | 39-29 |
| at Western Reserve | W | 67-27 |
| at Hamline Univ. | W | 58-26 |
| at Montana State | W | 8-28 |
| * UCLA | W | 63-40 |
| * UCLA | W | 69-36 |
| * at California | W | 51-35 |
| Saint Mary's | W | 50-23 |
| * at USC | L | 39-42 |
| * at USC | W | 61-49 |
| * California | W | 50-37 |
| San Francisco (SF Civic) | W | 51-34 |
| * at UCLA | W | 42-40 |
| * at UCLA | W | 67-38 |
| * at California | W | 36-32 |
| Santa Clara | W | 54-25 |
| * USC | W | 39-34 |
| * USC | W | 47-38 |
| * California | L | 31-44 |
| M-26 at Washington State | W | 31-28 |
| M-27 at Washington State | W | 41-40 |
| (1) at Kansas City, MO | | |
| (2) at New York, N.Y. | | |

1937-38

Record: 21-3

PCC (South): 10-2 (1st)
(H: 10-1, A: 9-1, N: 2-1)

| Date | Opponent | W-L | Score |
|------|-------------------------|-----|-------|
| | Olympic Club | W | 60-51 |
| | at San Jose State | W | 45-38 |
| D-20 | at Arizona | W | 44-28 |
| | at City College of NY | W | 45-42 |
| | at Long Island | W | 49-35 |
| | Temple (1) | L | 31-35 |
| J-1 | Duquesne (2) | W | 92-27 |
| J-14 | * USC | W | 64-54 |
| J-15 | * USC | L | 48-49 |
| | * at California | L | 44-47 |
| | Saint Mary's | W | 43-32 |
| | * at UCLA | W | 69-33 |
| | * at UCLA | W | 56-29 |
| | * California | W | 62-33 |
| | San Francisco | W | 51-30 |
| F-11 | * at USC | W | 36-30 |
| F-12 | * at USC | W | 48-35 |
| | * California | W | 41-39 |
| | Santa Clara | W | 56-55 |
| | * UCLA | W | 53-51 |
| | * UCLA | W | 50-33 |
| | * at California | W | 63-42 |
| M-11 | Oregon (SF Civic) | W | 52-39 |
| M-12 | Oregon | W | 59-51 |
| | (1) at Philadelphia, PA | | |
| | (2) at Cleveland, OH | | |



EVERETT S. DEAN

1938-39

Record: 16-9

PCC (South): 6-6 (3rd)
(H: 14-7, A: 2-2, N: 0-0)

| Date | Opponent | W-L | Score |
|------|---------------|-----|-------|
| | San Francisco | W | 38-20 |
| | Fresno State | W | 60-32 |
| | Idaho | W | 33-28 |
| | Dartmouth | L | 47-48 |
| D-31 | Oregon | W | 50-46 |
| | Nebraska | W | 56-47 |
| | Saint Mary's | L | 47-51 |
| | Santa Clara | L | 34-37 |
| J-13 | * USC | W | 42-39 |
| J-14 | * USC | L | 32-45 |
| | * California | L | 29-45 |

| | | | |
|---------------------|-----------------|-------|-------|
| San Francisco State | W | 39-29 | |
| Mexico | W | 48-31 | |
| Olympic Club | W | 47-44 | |
| Pacific | W | 52-30 | |
| * UCLA | W | 56-44 | |
| * UCLA | W | 47-21 | |
| * at California | L | 25-43 | |
| Cal Aggies | W | 30-26 | |
| F-17 * at USC | L | 29-35 | |
| F-18 * at USC | L | 31-53 | |
| | * at UCLA | W | 38-32 |
| | * at UCLA | W | 37-33 |
| | * at California | W | 39-35 |
| | * California | L | 32-43 |

1939-40

Record: 14-9

PCC: 6-6 (2nd)
(H: 8-2, A: 5-5, N: 1-2)

| Date | Opponent | W-L | Score |
|------|-------------------------|-----|-------|
| | San Francisco | W | 48-23 |
| | Olympic Club | W | 49-36 |
| | at Nebraska | L | 47-48 |
| | at Rutgers | W | 71-43 |
| | at Baltimore | W | 45-43 |
| | at Dartmouth | W | 55-29 |
| | Columbia (1) | W | 55-31 |
| | at Wisconsin | W | 39-26 |
| | * UCLA | W | 53-38 |
| | * UCLA | W | 40-36 |
| | * California | W | 55-32 |
| | Pacific | W | 60-36 |
| J-26 | * at USC | L | 48-51 |
| J-27 | * at USC | L | 37-53 |
| | Santa Clara (at Kezar) | L | 40-42 |
| | Saint Mary's (at Kezar) | L | 30-33 |
| | * at California | L | 36-38 |
| | * at UCLA | W | 51-42 |
| | * at UCLA | L | 37-42 |
| F-23 | * USC | W | 46-45 |
| F-24 | * USC | L | 32-39 |
| | * at California | W | 35-33 |
| | * California | L | 27-31 |

1940-41

Record: 21-5

PCC (South): 10-2 (1st)
(H: 13-0, A: 4-4, N: 4-1)

| Date | Opponent | W-L | Score |
|------|--------------------------|-----|-------|
| | Hamline University | W | 51-37 |
| | Olympic Club (at SF) | W | 52-48 |
| | Indiana (SF Civic) | L | 59-60 |
| | Nebraska (SF Civic) | W | 57-46 |
| | Utah State | W | 64-33 |
| | San Diego State | W | 52-39 |
| | Saint Mary's | W | 51-35 |
| | Santa Clara (at SF) | W | 34-32 |
| | San Francisco | W | 45-30 |
| J-17 | * USC | W | 43-37 |
| J-18 | * USC | W | 39-34 |
| J-24 | * at California | W | 35-31 |
| | San Jose State | W | 42-40 |
| | Santa Clara | W | 44-41 |
| | * at UCLA | W | 54-44 |
| | * at UCLA | L | 44-45 |
| F-7 | * California | W | 49-42 |
| | San Francisco (at Kezar) | W | 37-35 |
| F-14 | * at USC | W | 46-38 |
| F-15 | * at USC | W | 43-36 |
| | * UCLA | W | 49-44 |
| | * UCLA | W | 56-34 |
| F-28 | * at California | L | 29-40 |
| M-1 | * California | W | 49-36 |
| M-14 | at Washington State | L | 43-46 |
| M-15 | at Washington State | L | 40-44 |

(1) at Philadelphia, PA

1941-42

Record: 28-4

PCC (South): 11-1 (1st)
(H: 13-3, A: 8-0, N: 7-1)

| Date | Opponent | W-L | Score |
|------|--|-----|-------|
| | San Jose "B" | W | 31-22 |
| | Olympic Club | W | 36-25 |
| | San Francisco | W | 43-35 |
| | Santa Clara (at SF) | L | 21-31 |
| | San Francisco (1) | W | 41-31 |
| | Ohio State (1) | W | 60-45 |
| J-2 | at Arizona (at Phoenix, AZ) | W | 56-26 |
| J-3 | at Arizona (at Phoenix, AZ) | W | 54-33 |
| | Pacific | W | 42-32 |
| | Saint Mary's (at SF) | W | 36-35 |
| | Santa Clara | W | 37-27 |
| | San Jose State | W | 57-38 |
| | San Francisco (at SF) | W | 33-29 |
| | * California | W | 51-35 |
| | * UCLA | W | 54-43 |
| | * UCLA | W | 49-30 |
| F-6 | * USC | W | 43-33 |
| F-7 | * USC | L | 23-27 |
| F-13 | * at California | W | 38-36 |
| | Athens Club | L | 39-43 |
| | * at UCLA | W | 42-30 |
| | * at UCLA | W | 36-28 |
| F-27 | * at USC | W | 46-44 |
| F-28 | * at USC | W | 47-43 |
| M-6 | * California | W | 59-49 |
| M-7 | * at California | W | 32-30 |
| | Oregon State (2) | W | 41-28 |
| | Oregon State (2) | L | 33-42 |
| | Oregon State (2) | W | 40-35 |
| | Rice (3) | W | 53-47 |
| | Colorado (3) | W | 46-35 |
| M-28 | Dartmouth (3) | W | 53-38 |
| | (1) at Berkeley, CA | | |
| | (2) PCC Playoff at Stanford, CA | | |
| | (3) NCAA Tournament at Kansas City, MO | | |

1942-43

Record: 10-11

PCC (South): 4-4 (T2nd)
(H: 8-5, A: 1-4, N: 1-2)

| Date | Opponent | W-L | Score |
|------|--|-----|-------|
| | San Jose State | W | 55-29 |
| | USN Pre-Flight "B" | L | 31-44 |
| | Saint Mary's U.S. | | |
| | Pre-Flight | L | 43-54 |
| | Saint Mary's U.S. | | |
| | Pre-Flight | L | 39-56 |
| | Santa Clara (at SF) | W | 46-44 |
| | Great Lakes Naval Training Station (1) | L | 41-57 |
| | at Illinois | L | 26-38 |
| J-15 | * USC | L | 32-41 |
| | * at California | L | 32-33 |
| | San Francisco | W | 42-29 |
| | * California | W | 36-34 |
| | USN Reserve Air Base | W | 56-31 |
| | Saint Mary's (at SF) | L | 42-45 |
| | San Francisco | L | 33-39 |
| | Santa Clara | W | 57-44 |
| | U.S. Coast Guard Surf Riders | W | 56-55 |
| F-19 | * at USC | L | 49-67 |
| | * at UCLA | L | 57-60 |
| | * at UCLA | W | 60-41 |
| | * at California | W | 53-45 |
| | * California | W | 48-43 |

(1) at New Orleans, LA

1943-44

no team - WWII

1944-45

no team - WWII

1945-46

Record: 6-18

PCC (South): 0-12 (4th)
(H: 6-9, A: 0-8, N: 0-1)

| Date | Opponent | W-L | Score |
|------|------------------------------|-----|-------|
| | U.S. Merchant Marines SF | W | 37-28 |
| | Moffett Field | L | 46-66 |
| | San Jose State | W | 46-31 |
| | at San Jose State | L | 21-39 |
| | Utah (1) | L | 15-53 |
| | at Nevada | L | 30-47 |
| J-4 | * at USC | L | 49-62 |
| J-5 | * at USC | L | 32-43 |
| J-11 | * California | L | 36-47 |
| J-12 | * at California | L | 28-47 |
| J-18 | * UCLA | L | 18-35 |
| J-19 | * UCLA | L | 29-41 |
| | San Mateo Merchant Marines | W | 39-36 |
| J-25 | * USC | L | 36-48 |
| J-26 | * USC | L | 40-55 |
| | Del Monte Navy Training Sta. | W | 47-40 |
| | Pacific | W | 34-32 |
| | San Francisco | L | 39-48 |
| F-8 | * at UCLA | L | 26-39 |
| F-9 | * at UCLA | L | 20-47 |
| F-15 | * at California | L | 31-42 |
| F-16 | * California | L | 37-53 |
| | Santa Clara | L | 35-55 |
| | San Francisco | W | 33-27 |

(1) at Reno, NV

1946-47

Record: 15-16

PCC (South): 5-7 (3rd)
(H: 12-4, A: 3-12, N: 0-0)

| Date | Opponent | W-L | Score |
|------|---------------------|-----|--------|
| | SF Athletic Club | W | 76-55 |
| | Santa Clara | L | 76-107 |
| | San Jose State | W | 45-33 |
| | at San Jose State | L | 41-49 |
| | at Oakland Bitt. | L | 48-60 |
| | Pacific | W | 68-38 |
| | Olympic Club | W | 52-44 |
| | at Michigan | L | 37-45 |
| | at Michigan State | L | 45-57 |
| | at Bradley | L | 51-56 |
| | at Carleton College | W | 54-41 |
| | at Hamline College | L | 26-33 |
| | at Kansas | L | 47-48 |
| | at Denver | L | 47-48 |
| J-10 | * at UCLA | W | 38-33 |
| J-11 | * at UCLA | L | 40-48 |
| J-17 | * at California | L | 46-47 |
| J-18 | * California | L | 36-48 |
| | Olympic Club | W | 45-40 |
| | Fresno State | W | 44-34 |
| | San Francisco | W | 48-36 |
| | Santa Clara | W | 56-39 |
| | Moffett Field | W | 56-26 |
| F-7 | * at USC | W | 55-50 |
| F-8 | * at USC | L | 48-52 |
| F-14 | * USC | W | 55-50 |
| F-15 | * USC | W | 50-48 |
| F-21 | * UCLA | L | 39-56 |
| F-22 | * UCLA | W | 68-53 |
| F-28 | * California | L | 40-46 |
| M-1 | * at California | L | 46-88 |

1947-48

Record: 15-11

PCC: 3-9 (T3rd)
(H: 8-5, A: 2-5, N: 5-1)

| Date | Opponent | W-L | Score |
|------|----------------------|-----|-------|
| | Stanford Alumni | W | 38-29 |
| | Olympic Club | W | 76-40 |
| | at Oakland Jeweler | W | 60-53 |
| | San Jose State | W | 54-50 |
| | Fresno State | W | 45-40 |
| D-26 | Oregon State (at SF) | W | 53-48 |
| | Nebraska (at SF) | L | 47-51 |
| J-2 | Oregon (at SF) | W | 52-45 |

| | | |
|----------------------|---|-------|
| Arkansas (at SF) | W | 60-53 |
| J-9 * at USC | L | 33-39 |
| J-10 * at UCLA | L | 47-55 |
| J-16 * California | L | 34-40 |
| J-17 * at California | L | 46-50 |
| Saint Mary's (at SF) | W | 47-45 |
| Santa Clara (at SF) | W | 53-41 |
| Pacific | W | 45-43 |
| San Francisco | W | 46-42 |
| Bradley | L | 46-47 |
| F-13 * UCLA | W | 55-47 |
| F-14 * USC | L | 44-48 |
| F-20 * at UCLA | W | 66-47 |
| F-21 * at USC | L | 40-41 |
| F-27 * USC | L | 34-46 |
| F-28 * UCLA | L | 46-48 |
| M-5 * at California | L | 38-45 |
| M-6 * California | W | 49-45 |

1948-49

Record: 19-9

PCC (South): 5-7 (3rd)
(H: 10-3, A: 2-4, N: 7-2)

| Date | Opponent | W-L | Score |
|------|-------------------------|-----|-------|
| | Stanford Alumni | W | 68-31 |
| | Stewart Chevrolet | W | 49-48 |
| | Fresno State | W | 46-26 |
| | Saint Mary's (at SF) | W | 64-59 |
| | Santa Clara (at SF) | W | 49-47 |
| | Pacific | W | 49-47 |
| | Michigan (at SF) | W | 53-51 |
| | Yale (at SF) | W | 78-62 |
| D-27 | Oregon (1) | W | 70-62 |
| D-28 | UCLA (1) | W | 55-47 |
| D-30 | California (1) | L | 54-56 |
| J-7 | * UCLA | W | 61-52 |
| J-8 | * USC | L | 46-66 |
| J-14 | * at California | W | 66-65 |
| J-15 | * California | W | 55-48 |
| | San Francisco | W | 65-55 |
| | Santa Clara | W | 65-45 |
| | San Jose State | W | 50-49 |
| | Pittsburgh (at SF) | W | 55-37 |
| | City Col. of NY (at SF) | L | 57-67 |
| F-11 | * at USC | L | 44-45 |
| F-12 | * at UCLA | L | 48-59 |
| F-18 | * USC | L | 57-58 |
| F-19 | * UCLA | L | 46-59 |
| F-25 | * at UCLA | L | 50-56 |
| F-26 | * at USC | L | 51-60 |
| M-4 | * California | W | 56-53 |
| M-5 | * at California | W | 55-46 |

(1) PCC Tournament at San Francisco, CA

1949-50

Record: 11-14

PCC (South): 3-9 (4th)
(H: 5-7, A: 3-6, N: 3-1)

| Date | Opponent | W-L | Score |
|------|-------------------|-----|-------|
| | Pacific | W | 75-49 |
| | San Jose State | W | 43-41 |
| | Stewart Chevrolet | L | 62-65 |
| | Olympic Club | W | 69-53 |
| D-20 | at Oregon | W | 70-67 |
| D-20 | at Oregon | L | 51-58 |
| D-23 | at Washington | L | 56-62 |
| | Minnesota | L | 65-67 |
| | Texas A&M | W | 55-49 |
| J-6 | * at USC | L | 58-73 |
| J-7 | * at UCLA | L | 55-71 |
| J-13 | * California | L | 55-60 |
| J-14 | * at California | W | 50-47 |
| | San Francisco | L | 39-54 |
| | Santa Clara | W | 66-60 |
| | Olympic Club | W | 66-56 |
| | Saint Mary's | W | 55-37 |
| F-10 | * UCLA | L | 45-59 |
| F-11 | * USC | L | 45-59 |
| F-17 | * at UCLA | L | 59-69 |
| F-18 | * at USC | L | 59-62 |
| F-24 | * USC | W | 60-57 |
| F-25 | * UCLA | L | 57-62 |
| M-5 | * at California | W | 58-46 |
| M-6 | * California | L | 55-64 |



ROBERT W. BURNETT

1950-51

Record: 12-14

PCC (South): 5-7 (3rd)
(H: 7-3, A: 3-9, N: 2-2)

Starters:

F - Ed Tucker (16.5 ppg)
F - Jack O'Sullivan (9.0 ppg)
C - Jim Ramstead (13.8 ppg)
G - Jim Walsh (12.8 ppg)
G - Bruce Iversen (4.3 ppg)

| Date | Opponent | W-L | Score |
|------|------------------------|-----|-------|
| D-1 | Stanford Alumni | W | 59-39 |
| D-2 | Santa Clara | W | 60-43 |
| D-5 | San Jose State | W | 59-49 |
| D-18 | Colorado (1) | W | 62-60 |
| D-19 | Baylor | W | 83-67 |
| D-22 | at Michigan | W | 77-66 |
| D-26 | at New York University | L | 67-84 |
| D-28 | at Cornell | L | 56-59 |
| D-29 | at Penn | L | 58-59 |
| J-2 | at Utah | L | 45-53 |
| J-5 | * UCLA | L | 73-78 |
| J-6 | * UCLA | W | 74-71 |
| J-12 | * at California | L | 41-73 |
| J-13 | * California | W | 64-60 |
| J-19 | Santa Clara (1) | L | 55-65 |
| J-20 | at San Francisco | W | 69-61 |
| F-1 | Stewart Chevrolet | L | 64-80 |
| F-3 | Bradley (1) | L | 58-61 |
| F-9 | * at USC | L | 54-65 |
| F-10 | * at USC | L | 48-72 |
| F-16 | * at UCLA | L | 45-56 |
| F-17 | * at UCLA | L | 67-90 |
| F-23 | * USC | W | 73-71 |
| F-24 | * USC | L | 65-68 |
| M-2 | * California (1) | W | 75-57 |
| M-3 | * at California | W | 57-56 |

(1) at San Francisco, CA

1951-52

Record: 19-9

PCC (South): 6-6 (T2nd)
(H: 14-3, A: 1-5, N: 4-1)

Starters:

F - Ed Tucker (15.3 ppg)
F - Jim Walsh (11.6 ppg)
C - Jim Ramstead (14.8 ppg)
G - Ron Tomsic (11.5 ppg)
G - Oleg Suzdaleff (6.0 ppg)

| Date | Opponent | W-L | Score |
|------|---------------------|-----|---------|
| | Cal Poly Pomona | W | 82-67 |
| | Stanford Alumni | W | 77-63 |
| | Pacific | W | 86-76 |
| | Saint Mary's | W | 74-65 |
| | San Francisco State | W | 92-78 |
| | YMI | W | 91-77 |
| | at San Francisco | W | 52-49 |
| | Loyola Marymount | W | 74-57 |
| | Oklahoma (1) | L | 71-77 |
| | Iowa State (1) | W | 103-102 |
| | Colorado (1) | W | 75-69 |
| J-4 | * at UCLA | L | 63-81 |
| J-5 | * at UCLA | L | 73-71 |
| J-11 | * California | W | 81-74 |
| J-12 | * at California | L | 63-72 |
| J-18 | * at USC | L | 58-63 |
| J-19 | * at USC | L | 64-75 |
| | Stewart Chevrolet | L | 63-68 |
| | San Jose State | W | 71-66 |
| | Phillips 66 Oilers | L | 74-78 |

| | | |
|----------------------|---|-------|
| Saint Mary's | W | 67-60 |
| Santa Clara | W | 70-64 |
| F-15 * UCLA | L | 68-72 |
| F-16 * UCLA | W | 77-68 |
| F-22 * USC | W | 51-41 |
| F-23 * USC | W | 73-65 |
| F-29 * at California | L | 52-66 |
| M-1 * California | W | 70-65 |

(1) Big 7 Invitational Tournament at Kansas City, MO

1952-53

Record: 6-17

PCC (South): 2-10 (4th)
(H: 5-8, A: 1-9, N: 0-0)

Starters:

F - George Zaninovich (8.3 ppg, 6.2 rpg)
F - Don Carlson (6.1 ppg, 10.6 rpg)
C - Russ Lawler (7.1 ppg, 6.9 rpg)
G - Ron Tomsic (19.1 ppg, 6.3 rpg)
G - Oleg Suzdaleff (9.1 ppg, 4.0 rpg)

| Date | Opponent | W-L | Score |
|------|-------------------|-----|------------|
| | San Francisco | W | 74-73 (OT) |
| D-5 | at Oregon | L | 68-73 |
| D-6 | at Oregon | L | 64-74 |
| | LaSalle | L | 80-95 |
| | at San Jose State | L | 62-68 |
| | Loyola Marymount | W | 67-57 |
| D-29 | Oregon State | L | 46-58 |
| J-2 | * USC | L | 58-76 |
| J-3 | * USC | L | 63-72 |
| J-9 | * at California | L | 54-68 |
| J-10 | * California | W | 76-60 |
| J-16 | * UCLA | L | 66-67 |
| J-17 | * UCLA | L | 71-74 |
| | at Hawai'i | L | 58-70 |
| | Santa Clara | L | 71-81 |
| | Saint Mary's | W | 66-65 |
| F-7 | Bradley | W | 87-73 |
| F-13 | * at USC | L | 56-93 |
| F-14 | * at USC | W | 76-74 |
| F-20 | * at UCLA | L | 50-75 |
| F-21 | * at UCLA | L | 58-66 |
| F-27 | * California | L | 62-82 |
| F-28 | * at California | L | 63-97 |

1953-54

Record: 13-10

PCC (South): 3-9 (4th)
(H: 9-4, A: 4-5, N: 0-1)

Starters:

F - Don DeLong (8.8 ppg, 3.9 rpg)
F - Dave Epperson (5.7 ppg, 4.7 rpg)
C - Russ Lawler (16.3 ppg, 9.4 rpg)
G - George Selleck (13.9 ppg, 3.8 rpg)
G - Oleg Suzdaleff (9.5 ppg, 2.2 rpg)

| Date | Opponent | W-L | Score |
|------|-------------------|-----|-------|
| D-4 | at Washington | W | 66-51 |
| D-5 | at Washington | W | 63-61 |
| | Hawai'i | W | 82-71 |
| | Loyola Marymount | W | 77-64 |
| | Fresno State | W | 95-70 |
| | Pacific | W | 76-51 |
| D-30 | Oregon | W | 85-58 |
| | Saint Mary's | W | 63-44 |
| J-8 | * at USC | W | 61-59 |
| J-9 | * at USC | L | 69-71 |
| J-15 | * California | L | 68-83 |
| J-16 | * at California | L | 50-56 |
| | San Jose State | W | 60-58 |
| | at San Jose State | W | 70-60 |
| | Santa Clara | L | 58-69 |
| F-5 | * at UCLA | L | 73-92 |
| F-6 | * at UCLA | L | 58-77 |
| F-12 | * USC | L | 53-57 |
| F-13 | * USC | W | 72-67 |
| F-19 | * UCLA | L | 77-92 |
| F-20 | * UCLA | L | 80-88 |
| F-26 | * at California | L | 80-98 |
| F-27 | * California | W | 80-70 |



HOWARD DALLMAR

1954-55

Record: 16-8

PCC (South): 7-5 (2nd)
(H: 8-1, A: 7-7, N: 1-0)

Starters:

F - Bill Bond (10.4 ppg, 4.9 rpg)
F - Barry Brown (6.7 ppg, 8.3 rpg)
C - Russ Lawler (14.2 ppg, 10.9 rpg)
G - Ron Tomsic (19.3 ppg, 3.7 rpg)
G - George Selleck (11.3 ppg, 3.8 rpg)

| Date | Opponent | W-L | Score |
|------|-----------------|-----|-------|
| | San Jose State | W | 80-69 |
| | Saint Mary's | W | 92-71 |
| | Hawai'i | W | 85-55 |
| D-21 | at Arizona | W | 66-56 |
| | at Tulane | L | 62-67 |
| | at Seton Hall | W | 65-63 |
| | at Vanderbilt | W | 72-64 |
| | at Iowa | L | 46-73 |
| J-7 | * UCLA | W | 61-56 |
| J-8 | * UCLA | L | 75-91 |
| J-14 | * at California | W | 59-57 |
| J-15 | * California | W | 75-67 |
| | at Hawai'i (1) | W | 71-51 |
| | at Hawai'i (1) | W | 58-51 |
| | at USF | L | 60-76 |
| | Santa Clara | W | 72-67 |
| F-4 | * USC | W | 92-78 |
| F-5 | * USC | W | 76-60 |
| F-11 | * at UCLA | L | 63-85 |
| F-12 | * at UCLA | L | 59-72 |
| F-18 | * at USC | L | 63-73 |
| F-19 | * at USC | L | 56-71 |
| F-25 | * California | W | 90-84 |
| F-26 | * at California | W | 77-68 |

(1) Hawai'i Invitational at Honolulu, HI

1955-56

Record: 18-6

PCC: 10-6 (3rd)
(H: 12-2, A: 5-4, N: 1-0)

Starters:

F - Barry Brown (15.4 ppg, 10.8 rpg)
F - Bill Bond (14.9 ppg, 3.9 rpg)
C - Bill Flanders (5.2 ppg, 3.0 rpg)
G - George Selleck (16.0 ppg, 5.5 rpg)
G - Gary Van Galder (4.6 ppg, 2.2 rpg)

| Date | Opponent | W-L | Score |
|------|-----------------------|-----|-------|
| D-2 | Washington | W | 72-55 |
| D-3 | Washington | W | 73-68 |
| | Dartmouth | W | 56-55 |
| | Santa Clara | W | 62-55 |
| | Iowa | W | 54-52 |
| | Wisconsin | W | 65-53 |
| | Saint Mary's | W | 51-50 |
| J-6 | * at Washington | L | 42-57 |
| J-7 | * at Washington | W | 58-46 |
| | * Idaho | W | 77-60 |
| | * Idaho | W | 74-62 |
| J-20 | * at Oregon State | L | 59-69 |
| J-21 | * at Oregon State | W | 75-50 |
| J-27 | * Oregon | W | 74-55 |
| J-28 | * Oregon | W | 73-60 |
| F-10 | * UCLA | L | 48-50 |
| F-11 | * UCLA | L | 72-81 |
| F-17 | * at USC | W | 78-74 |
| F-18 | * at USC | L | 58-74 |
| F-24 | * at Washington State | W | 81-76 |
| F-25 | * at Washington State | L | 67-69 |
| | San Jose State | W | 72-70 |
| M-9 | * at California | W | 66-63 |
| M-10 | * California | W | 70-68 |

1956-57

Record: 11-15

PCC: 7-9 (5th)
(H: 6-6, A: 4-7, N: 1-2)

Starters:

F – Bill Bond (16.4 ppg, 3.6 rpg)
F – Dick Haga (8.4 ppg, 6.5 rpg)
C – Carl Isaacs (10.3 ppg, 5.6 rpg)
G – Paul Neumann (12.4 ppg, 5.1 rpg)
G – Hap Wagner (7.3 ppg, 2.3 rpg)

| Date | Opponent | W-L | Score |
|------|----------------------|-----|------------|
| | at San Jose State | L | 55-59 |
| | Saint Mary's | W | 65-54 |
| | Rice | W | 65-64 |
| | at Tulane | L | 53-64 |
| | at Centenary | W | 73-67 |
| | at Tennessee | L | 47-51 |
| | Valparaiso (1) | W | 68-51 |
| | Connecticut (1) | L | 56-57 |
| | Western Kentucky (1) | L | 66-76 |
| J-4 | * Oregon State | L | 63-64 |
| J-5 | * Oregon State | W | 60-58 |
| J-8 | * at California | L | 45-59 |
| J-18 | * Washington | W | 70-63 |
| J-19 | * Washington | L | 64-68 |
| J-25 | * California | L | 64-67 (OT) |
| | Santa Clara | L | 61-77 |
| F-1 | * at Oregon | W | 68-52 |
| F-2 | * at Oregon | W | 65-56 |
| F-8 | * Washington State | W | 60-51 |
| F-9 | * Washington State | W | 80-62 |
| F-15 | * at UCLA | L | 63-86 |
| F-16 | * at UCLA | L | 61-79 |
| F-22 | * USC | L | 69-72 |
| F-23 | * USC | L | 73-86 |
| | * at Idaho | L | 57-60 |
| | * at Idaho | W | 71-63 |

(1) Orange Bowl Tournament at Miami, FL

1957-58

Record: 12-13

PCC: 7-9 (6th)
(H: 8-4, A: 4-8, N: 0-1)

Starters:

F – Jerry Thuesen (7.0 ppg, 2.5 rpg)
F – John Arrillaga (12.3 ppg, 4.9 rpg)
C – Dick Haga (10.0 ppg, 8.0 rpg)
G – Paul Neumann (12.3 ppg, 4.4 rpg)
G – Dick Warren (5.3 ppg, 1.4 rpg)

| Date | Opponent | W-L | Score |
|------|-----------------------|-----|-------|
| | Pacific | W | 77-61 |
| | Saint Mary's | W | 64-60 |
| | San Jose State | L | 59-66 |
| | Santa Clara | L | 45-67 |
| | at San Francisco | W | 50-49 |
| | at Utah | L | 49-65 |
| | at Denver | W | 77-70 |
| | at Colorado | L | 58-61 |
| | Arizona State | W | 78-71 |
| | * at Idaho | L | 58-67 |
| J-4 | * at Washington State | L | 51-64 |
| J-10 | * Washington State | W | 58-53 |
| J-11 | * Washington | L | 54-60 |
| J-17 | * at California | L | 45-60 |
| J-20 | * Oregon State | L | 59-68 |
| J-31 | * at Washington | L | 58-69 |
| F-1 | * at Oregon State | W | 69-57 |
| F-3 | * at Oregon | L | 49-61 |
| F-14 | * USC | W | 57-44 |
| F-17 | * California | L | 59-67 |
| F-21 | * at UCLA | L | 43-46 |
| F-22 | * at USC | W | 69-61 |
| | * Idaho | W | 72-62 |
| M-1 | * UCLA | W | 57-50 |
| M-8 | * Oregon | W | 74-53 |

1958-59

Record: 15-9

PCC: 10-6 (T3rd)
(H: 11-0, A: 3-8, N: 1-1)

Starters:

F – John Hendry (4.6 ppg, 5.2 rpg)
F – John Arrillaga (10.1 ppg, 5.1 rpg)
C – Dick Haga (13.6 ppg, 7.1 rpg)
G – Paul Neumann (16.2 ppg, 4.4 rpg)
G – Doug Warren (3.8 ppg, 1.8 rpg)

| Date | Opponent | W-L | Score |
|------|-----------------------|-----|-------|
| | San Jose State | W | 57-40 |
| | Santa Clara | W | 55-49 |
| | Saint Mary's | L | 45-63 |
| | at San Francisco | W | 53-45 |
| | at Minnesota | L | 61-72 |
| | at Illinois | L | 62-71 |
| D-26 | Arizona | W | 74-59 |
| J-2 | * at Washington State | W | 59-40 |
| | * at Idaho | L | 31-36 |
| J-5 | * at Oregon State | L | 56-68 |
| | * Idaho | W | 50-36 |
| J-10 | * Washington | W | 51-49 |
| J-16 | * California | W | 56-53 |
| J-17 | * at California | L | 46-67 |
| | Pacific | W | 66-55 |
| J-30 | * at Oregon | W | 57-49 |
| J-31 | * at Washington | L | 52-75 |
| F-13 | * UCLA | W | 69-61 |
| F-14 | * Oregon | W | 64-56 |
| F-20 | * at USC | L | 52-71 |
| F-21 | * at UCLA | L | 51-64 |
| F-27 | * Washington State | W | 59-58 |
| F-28 | * USC | W | 85-74 |
| M-6 | * Oregon State | W | 71-54 |

1959-60

Record: 11-14

AAWU: 4-7 (4th)
(H: 6-6, A: 4-6, N: 1-2)

Starters:

F – John Windsor (9.9 ppg, 6.5 rpg)
F – John Hendry (7.3 ppg, 5.0 rpg)
C – Neal Brockmeyer (6.0 ppg, 5.5 rpg)
G – John Arrillaga (14.2 ppg, 4.2 rpg)
G – Bub Bowling (8.2 ppg, 2.7 rpg)

| Date | Opponent | W-L | Score |
|------|---------------------|-----|-------------|
| | San Francisco | W | 55-49 (OT) |
| | San Jose State | W | 69-31 |
| | Saint Mary's | L | 51-53 |
| | at Wisconsin | L | 60-61 |
| | at Marquette | L | 50-63 |
| | West Virginia (1) | L | 47-66 |
| | Michigan (1) | W | 59-52 |
| | Illinois (1) | L | 62-74 |
| J-2 | at Oregon | L | 55-56 (OT) |
| J-9 | at Oregon State | W | 43-38 |
| J-9 | * California | L | 43-52 |
| J-15 | * Washington | W | 58-55 |
| J-16 | Washington State | W | 57-44 |
| J-23 | * at Washington | W | 54-42 |
| J-25 | at Washington State | W | 67-58 (OT) |
| J-29 | Oregon State | L | 40-45 |
| J-30 | Oregon | W | 77-61 |
| F-5 | * at USC | W | 82-71 (2OT) |
| F-6 | * at UCLA | L | 54-67 |
| F-12 | * UCLA | L | 52-58 |
| F-13 | * USC | W | 66-61 |
| F-19 | * at UCLA | L | 48-49 |
| F-26 | * USC | L | 53-59 |
| M-4 | * at California | L | 42-51 |
| M-5 | * California | L | 51-70 |

(1) Los Angeles Tournament at Los Angeles, CA

1960-61

Record: 7-17

AAWU: 3-9 (5th)
(H: 4-8, A: 2-8, N: 1-1)

Starters:

F – John Windsor (13.9 ppg, 8.4 rpg)
F – John Hendry (9.4 ppg, 5.7 rpg)
C – Mike Ledgerwood (4.5 ppg, 6.9 rpg)
G – Bub Bowling (8.1 ppg, 2.7 rpg)
G – Don Clementson (7.2 ppg, 3.8 rpg)

| Date | Opponent | W-L | Score |
|------|---------------------|-----|-------------|
| | Saint Mary's | W | 41-48 |
| | Utah | W | 59-56 |
| | at San Francisco | L | 31-37 (OT) |
| | Santa Clara | L | 53-54 |
| D-21 | Washington State | L | 50-51 |
| | Indiana (1) | L | 50-58 |
| D-30 | Michigan State (1) | W | 81-80 (2OT) |
| | California | L | 36-40 |
| | Fordham | W | 59-44 |
| J-10 | * at California | W | 53-52 |
| J-13 | at Oregon | W | 67-60 |
| J-14 | at Oregon | L | 58-61 |
| J-20 | * Washington | W | 61-58 (OT) |
| J-21 | * Washington | L | 49-51 |
| F-3 | * at Washington | L | 47-71 |
| F-4 | at Washington State | L | 63-83 |
| F-10 | * USC | L | 57-63 |
| F-11 | * UCLA | W | 79-65 |
| F-17 | * California | L | 50-52 |
| F-18 | * at California | L | 61-64 |
| F-25 | * UCLA | L | 56-70 |
| M-4 | * at USC | W | 61-79 |
| M-10 | * at UCLA | L | 55-69 |
| M-11 | * at USC | L | 53-54 |

(1) Los Angeles Classic at Los Angeles, CA

1961-62

Record: 16-6

AAWU: 8-4 (2nd)
(H: 13-0, A: 3-6, N: 0-0)

Starters:

F – John Windsor (11.4 ppg, 10.1 rpg)
F – Hollis Moore (6.4 ppg, 5.3 rpg)
C – Tom Dose (17.0 ppg, 11.5 rpg)
G – Darrell Sutherland (11.2 ppg, 3.1 rpg)
G – Don Clementson (7.9 ppg, 3.3 rpg)

| Date | Opponent | W-L | Score |
|------|------------------|-----|-------|
| D-2 | San Francisco | W | 73-56 |
| D-4 | Saint Mary's | W | 71-67 |
| D-16 | at Oregon State | L | 57-68 |
| D-18 | at Oregon State | L | 49-55 |
| D-22 | Saint Louis | W | 71-61 |
| D-23 | Nebraska | W | 72-59 |
| J-5 | Oregon | W | 79-54 |
| J-6 | Oregon | W | 70-49 |
| J-12 | * California | W | 74-42 |
| J-20 | * Washington | W | 64-59 |
| J-22 | Washington State | W | 67-51 |
| J-26 | * at Washington | L | 61-73 |
| J-27 | * at Washington | L | 49-65 |
| J-30 | at Santa Clara | W | 45-41 |
| F-9 | * at USC | W | 67-56 |
| F-10 | * at UCLA | L | 64-82 |
| F-16 | * at California | W | 64-51 |
| F-17 | * California | W | 59-54 |
| F-24 | * at UCLA | L | 65-75 |
| M-3 | * USC | W | 63-62 |
| M-9 | * UCLA | W | 82-67 |
| M-10 | * USC | W | 68-66 |

1962-63

Record: 16-9

AAWU: 7-5 (T1st)
(H: 10-5, A: 6-4, N: 0-0)

Starters:

F – Clayton Raaka (5.1 ppg, 8.0 rpg)
F – Hollis Moore (6.1 ppg, 5.8 rpg)
C – Tom Dose (20.8 ppg, 10.8 rpg)
G – Don Clementson (12.4 ppg, 3.0 rpg)
G – Darrell Sutherland (6.6 ppg, 1.9 rpg)

| Date | Opponent | W-L | Score |
|------|------------------|-----|-------------|
| D-1 | Saint Mary's | W | 81-72 |
| D-3 | Utah | W | 81-50 |
| D-15 | at San Francisco | W | 44-43 |
| D-17 | at Oregon | W | 63-44 |
| D-18 | at Oregon | W | 54-51 |
| D-21 | Wyoming | W | 81-62 |
| D-22 | Texas | W | 72-46 |
| D-26 | Northwestern (1) | L | 61-62 |
| D-27 | USC (1) | L | 57-65 |
| D-29 | Washington (1) | W | 63-62 (2OT) |
| J-8 | * at California | W | 70-68 (2OT) |
| J-11 | Oregon State | L | 58-65 |
| J-12 | Oregon State | W | 96-69 |
| J-18 | * Washington | W | 57-48 |
| J-19 | * Washington | W | 58-49 |
| F-1 | * at Washington | L | 48-49 |
| F-8 | * USC | L | 57-61 |
| F-9 | * UCLA | W | 86-78 |
| F-15 | * California | L | 60-61 |
| F-16 | * at California | W | 68-58 |
| F-22 | * UCLA | W | 73-69 (OT) |
| M-1 | * at USC | W | 60-58 |
| M-8 | * at UCLA | L | 54-64 |
| M-9 | * at USC | L | 61-67 (OT) |
| M-12 | at UCLA | L | 45-51 |

(1) Los Angeles Basketball Classic at Los Angeles, CA

1963-64

Record: 15-10

AAWU: 9-6 (2nd)
(H: 9-3, A: 5-7, N: 1-0)

Starters:

F – Bob Bedell (11.8 ppg, 7.6 rpg)
F – Clayton Raaka (8.2 ppg, 10.6 rpg)
C – Tom Dose (20.0 ppg, 9.0 rpg)
G – Kent Hinckley (11.6 ppg, 3.9 rpg)
G – Hollis Moore (8.9 ppg, 3.3 rpg)

| Date | Opponent | W-L | Score |
|------|-----------------------|-----|------------|
| D-2 | Oregon | W | 59-51 |
| D-3 | Oregon | W | 83-65 |
| D-20 | San Jose State | W | 56-50 |
| D-21 | Saint Mary's | W | 72-37 |
| D-23 | Kansas | W | 69-64 (OT) |
| D-28 | at SMU | W | 80-70 |
| D-30 | at Arizona State | L | 60-61 |
| J-3 | * USC | L | 74-75 (OT) |
| J-4 | * USC | W | 62-46 |
| J-10 | * Washington | W | 75-62 |
| J-11 | * Washington | W | 64-46 |
| J-17 | * at UCLA | L | 71-84 |
| J-18 | * at UCLA | L | 61-80 |
| J-24 | at Oregon State | L | 57-65 |
| J-25 | at Oregon State | L | 57-65 |
| J-27 | at Utah | L | 81-87 |
| F-7 | * at Washington State | W | 80-69 |
| F-8 | * at Washington State | W | 84-48 |
| F-14 | * at California | W | 69-57 |
| F-15 | * California | L | 52-59 |
| F-22 | * UCLA | L | 88-100 |
| F-24 | * at USC | W | 64-63 |
| F-29 | * at Washington | L | 67-69 |
| M-2 | * Washington State | W | 81-55 |
| M-6 | * California | W | 61-59 (OT) |

1964-65

Record: 15-8

AAWU: 9-5 (2nd)

(H: 9-2, A: 6-6, N: 0-0)

Starters:

F – Bob Bedell (16.2 ppg, 7.0 rpg)
 F – Clayton Raaka (8.7 ppg, 7.0 rpg)
 C – Ray Kosanke (12.1 ppg, 7.9 rpg)
 G – Kent Hinckley (13.8 ppg, 3.3 rpg)
 G – Gary Loveridge (6.5 ppg, 3.1 rpg)

| Date | Opponent | W-L | Score |
|------|-----------------------|-----|------------|
| D-1 | Santa Clara | W | 69-60 |
| D-3 | at San Jose State | W | 61-59 |
| D-5 | at San Francisco | L | 50-77 |
| D-19 | at Oregon State (1) | L | 60-61 |
| D-22 | at Oregon | W | 74-56 |
| D-26 | Tulane | W | 93-65 |
| D-28 | Wyoming | W | 88-75 |
| J-8 | * Washington State | W | 73-46 |
| J-9 | * Washington | W | 80-68 |
| J-15 | * at USC | L | 59-74 |
| J-16 | * at UCLA | L | 66-80 |
| J-28 | UC Santa Barbara | W | 87-57 |
| J-30 | at UC Santa Barbara | W | 84-85 (OT) |
| F-5 | * at Oregon | W | 77-75 |
| F-6 | * at Oregon State | W | 51-48 |
| F-12 | * Oregon State | L | 45-47 |
| F-13 | * Oregon | W | 73-62 |
| F-19 | * at Washington | W | 65-56 |
| F-20 | * at Washington State | L | 58-59 |
| F-26 | * UCLA | L | 67-83 |
| F-27 | * USC | W | 87-71 |
| M-5 | * at California | W | 86-79 |
| M-6 | * California | W | 72-59 |

(1) at Portland, OR

1965-66

Record: 13-12

AAWU: 8-6 (3rd)

(H: 7-3, A: 4-8, N: 2-1)

Starters:

F – Bob Bedell (16.8 ppg, 9.1 rpg)
 F – Jack Gilbert (6.1 ppg, 3.8 rpg)
 C – Ray Kosanke (14.0 ppg, 9.0 rpg)
 G – Arthur Harris (16.0 ppg, 5.1 rpg)
 G – Gary Petersmeyer (5.2 ppg, 2.5 rpg)

| Date | Opponent | W-L | Score |
|------|-----------------------|-----|------------|
| D-1 | at Santa Clara | W | 76-73 |
| D-4 | San Francisco | W | 81-78 (OT) |
| D-6 | San Jose State | L | 57-58 |
| D-18 | at Kansas State | L | 65-73 |
| D-20 | at Nebraska | L | 67-71 |
| D-23 | LSU | W | 91-69 |
| D-28 | Washington State (1) | W | 88-77 |
| D-30 | Utah State (1) | W | 93-79 |
| D-30 | Oregon State (1) | L | 46-62 |
| J-7 | * at Washington | W | 83-78 (OT) |
| J-10 | * at Washington State | L | 58-61 |
| J-14 | * USC | W | 73-64 |
| J-15 | * UCLA | W | 73-69 |
| J-28 | at Arizona | L | 54-94 |
| J-29 | at Arizona State | L | 71-82 |
| F-4 | * Oregon | W | 81-64 |
| F-5 | * Oregon State | L | 54-56 |
| F-11 | * at Oregon | L | 57-66 |
| F-12 | * at Oregon State | L | 57-63 |
| F-18 | * Washington | W | 75-73 |
| F-19 | * Washington State | W | 80-61 |
| F-25 | * at USC | W | 82-71 |
| F-26 | * at UCLA | L | 58-70 |
| M-4 | * at California | W | 63-59 |
| M-5 | * California | L | 73-88 |

(1) Portland Far West Classic at Portland, OR

1966-67

Record: 15-11

AAWU: 7-7 (4th)

(H: 9-4, A: 4-6, N: 2-1)

Starters:

F – Arthur Harris (14.9 ppg, 7.5 rpg)
 F – Mal McElwain (8.7 ppg, 5.7 rpg)
 C – Rich Baker (9.1 ppg, 6.7 rpg)
 G – Don Griffin (15.6 ppg, 5.0 rpg)
 G – Gary Petersmeyer (9.8 ppg, 2.7 rpg)

| Date | Opponent | W-L | Score |
|------|-----------------------|-----|------------|
| D-1 | at San Francisco | W | 56-53 |
| D-3 | Arizona State | W | 87-73 |
| D-17 | Utah | L | 87-100 |
| D-19 | Arizona | W | 82-67 |
| D-21 | at Illinois | L | 67-81 |
| D-23 | at Iowa | L | 74-77 |
| D-28 | DePaul (1) | W | 88-75 |
| D-29 | Oklahoma State (1) | L | 73-88 |
| D-30 | Temple (1) | W | 53-51 |
| J-6 | * Oregon | W | 68-65 |
| J-7 | * Oregon State | W | 58-51 |
| J-13 | * at USC | W | 67-58 |
| J-14 | * at UCLA | L | 78-116 |
| J-26 | Santa Clara | W | 88-73 |
| F-3 | Denver | W | 66-58 |
| F-4 | Air Force | W | 80-65 |
| F-11 | * at Washington State | L | 58-82 |
| F-13 | * at Washington | L | 73-79 |
| F-17 | * Washington | L | 82-85 |
| F-18 | * Washington State | W | 71-70 (OT) |
| F-24 | * at Oregon State | L | 51-54 |
| F-25 | * at Oregon | W | 71-58 |
| M-3 | * UCLA | L | 47-75 |
| M-4 | * USC | W | 81-79 |
| M-10 | * at California | W | 83-67 |
| M-11 | * California | L | 58-83 |

(1) Oklahoma City All-American Tournament at Oklahoma City, OK

1967-68

Record: 10-15

Pac-8: 5-9 (15th)


(H: 7-4, A: 2-9, N: 1-2)

Starters:

F – Arthur Harris (20.8 ppg, 8.1 rpg)
 F – Mal McElwain (11.4 ppg, 6.8 rpg)
 C – Steve Kuchenbecker (5.1 ppg, 3.8 rpg)
 G – Don Griffin (12.2 ppg, 4.5 rpg)
 G – Gary Petersmeyer (10.5 ppg, 2.5 rpg)

| Date | Opponent | W-L | Score |
|------|-----------------------|-----|--------|
| D-1 | Portland | W | 83-47 |
| D-4 | San Francisco | L | 60-66 |
| D-16 | at Utah | L | 92-101 |
| D-18 | at Kansas | L | 54-72 |
| D-22 | Illinois | W | 74-72 |
| D-23 | Iowa | W | 87-86 |
| D-28 | North Carolina (1) | L | 78-87 |
| D-29 | Oregon (1) | W | 68-64 |
| D-30 | Princeton (1) | L | 66-77 |
| J-5 | * at Oregon | W | 79-73 |
| J-6 | * at Oregon State | L | 51-67 |
| J-12 | * USC | L | 64-90 |
| J-13 | * UCLA | L | 63-75 |
| F-2 | at Denver | W | 84-82 |
| F-3 | at Air Force | L | 53-55 |
| F-9 | * Washington State | L | 71-87 |
| F-10 | * Washington | W | 97-75 |
| F-17 | * at Washington | L | 80-91 |
| F-19 | * at Washington State | L | 75-87 |
| F-23 | * Oregon State | W | 70-67 |
| F-24 | * Oregon | W | 83-75 |
| M-1 | * at UCLA | L | 61-100 |
| M-2 | * at USC | L | 60-72 |
| M-8 | * at California | L | 81-88 |
| M-9 | * California | W | 64-51 |

(1) Portland Far West Classic at Portland, OR



Dick Vitale makes friends with the Cardinal fans at Maples Pavilion.

1968-69

Record: 8-17

Pac-8: 4-10 (17th)

(H: 5-5, A: 3-10, N: 0-2)

Starters:

F – Mal McElwain (12.7 ppg, 6.5 rpg)
 F – Mike Michel (7.2 ppg, 5.5 rpg)
 C – Bill Palmer (8.9 ppg, 9.4 rpg)
 G – Don Griffin (20.4 ppg, 5.2 rpg)
 G – Dennis O'Neill (8.0 ppg, 2.0 rpg)

| Date | Opponent | W-L | Score |
|------|-----------------------|-----|-------|
| N-30 | Northwestern | W | 64-58 |
| D-2 | Utah | W | 79-70 |
| D-14 | at Air Force | L | 64-65 |
| D-16 | at Wyoming | L | 73-87 |
| D-20 | Cincinnati | L | 49-60 |
| D-21 | Kansas | L | 67-76 |
| D-26 | Columbia (1) | L | 66-69 |
| D-27 | Arizona (1) | L | 64-75 |
| J-3 | BYU | L | 89-95 |
| J-4 | BYU | W | 94-78 |
| J-10 | * Washington | L | 59-76 |
| J-11 | * Washington State | L | 66-71 |
| J-17 | * at California | L | 65-73 |
| J-24 | San Francisco | W | 81-48 |
| J-31 | * at USC | W | 66-56 |
| F-1 | * at UCLA | L | 61-98 |
| F-7 | * at Oregon | L | 72-74 |
| F-8 | * at Oregon State | L | 62-63 |
| F-14 | * Oregon State | W | 70-61 |
| F-15 | * Oregon | W | 81-76 |
| F-22 | * at Washington State | L | 68-69 |
| F-24 | * at Washington | L | 45-68 |
| F-28 | * UCLA | L | 60-81 |
| M-1 | * USC | L | 66-75 |
| M-7 | * California | W | 83-79 |

(1) Hawaiian Rainbow Classic at Honolulu, HI

1969-70

Record: 5-20

Pac-8: 2-12 (8th)

(H: 4-9, A: 1-10, N: 0-1)

Starters:

F – Chuck Moore (9.4 ppg, 7.1 rpg)
 F – Fred Green (8.6 ppg, 4.8 rpg)
 C – Bill Palmer (8.2 ppg, 8.4 rpg)
 G – Claude Terry (19.6 ppg, 4.5 rpg)
 G – Dennis O'Neill (16.6 ppg, 2.8 rpg)

| Date | Opponent | W-L | Score |
|------|-----------------------|-----|--------|
| D-1 | at Utah | L | 95-96 |
| D-3 | San Jose State | W | 84-72 |
| D-5 | Santa Clara | L | 60-72 |
| D-8 | at San Francisco | L | 64-73 |
| D-22 | St. John's | L | 59-63 |
| D-23 | UC Santa Barbara | L | 62-67 |
| D-29 | Georgetown (1) | L | 81-101 |
| D-30 | Rochester (1) | W | 114-76 |
| J-2 | at Cincinnati | L | 76-80 |
| J-10 | * at Washington | L | 76-80 |
| J-12 | * at Washington State | L | 62-72 |
| J-16 | * California | W | 73-71 |
| J-23 | Wyoming | L | 74-84 |
| J-24 | Air Force | W | 90-69 |
| J-30 | * USC | L | 69-71 |
| J-31 | * UCLA | L | 84-102 |
| F-6 | * Oregon | L | 73-87 |
| F-7 | * Oregon State | W | 71-69 |
| F-13 | * at Oregon State | L | 59-80 |
| F-14 | * at Oregon | L | 91-92 |
| F-20 | * Washington State | L | 62-85 |
| F-21 | * Washington | L | 71-78 |
| F-27 | * at UCLA | L | 90-120 |
| F-28 | * at USC | L | 71-85 |
| M-7 | * at California | L | 83-100 |

(1) Kodak Classic at Rochester, NY

1970-71

Record: 6-20

Pac-8: 2-12 (8th)
(H: 5-9, A: 0-9, N: 1-2)

Starters:

F – Bob Buell (6.8 ppg, 5.5 rpg)
F – Pat Stevens (5.8 ppg, 5.4 rpg)
C – Mike Michel (13.0 ppg, 8.1 rpg)
G – Claude Terry (20.9 ppg, 5.2 rpg)
G – Dennis O'Neill (9.3 ppg, 2.5 rpg)

| Date | Opponent | W-L | Score |
|------|-----------------------|-----|------------|
| D-1 | San Francisco | W | 65-61 |
| D-4 | at BYU | L | 62-70 |
| D-5 | at BYU | L | 64-85 |
| D-19 | Princeton | L | 76-81 |
| D-21 | Temple | W | 73-64 |
| D-23 | Villanova | L | 76-96 |
| D-28 | Ohio State (1) | W | 78-74 (OT) |
| D-29 | Oregon State (1) | L | 75-82 |
| D-30 | Washington State (1) | L | 55-65 |
| J-2 | Columbia | W | 85-76 |
| J-8 | * at Oregon | L | 72-82 |
| J-9 | * at Oregon State | L | 70-88 |
| J-15 | * UCLA | L | 53-58 |
| J-16 | * USC | L | 51-71 |
| J-23 | Utah | L | 91-99 |
| J-29 | Santa Clara | L | 73-81 |
| F-5 | * at California | L | 74-99 |
| F-6 | * California | L | 84-100 |
| F-12 | * Washington | L | 80-81 |
| F-13 | * Washington State | W | 77-70 |
| F-20 | * at Washington State | L | 79-89 |
| F-22 | * at Washington | L | 69-72 |
| F-26 | * Oregon State | W | 97-85 |
| F-27 | * Oregon | L | 75-80 |
| M-5 | * at USC | L | 74-83 |
| M-6 | * at UCLA | L | 72-107 |

(1) Portland Far West Classic at Portland, OR

1971-72

Record: 10-15

Pac-8: 5-9 (6th)
(H: 7-5, A: 1-10, N: 2-0)

Starters:

F – David Frost (10.5 ppg, 4.2 rpg)
F – Steve Shupe (8.4 ppg, 7.4 rpg)
C – Mike Mann (11.2 ppg, 7.2 rpg)
G – Claude Terry (21.2 pg, 5.2 rpg)
G – Bob Buell (9.4 ppg, 6.3 rpg)

| Date | Opponent | W-L | Score |
|------|-----------------------|-----|--------|
| D-1 | Houston | L | 67-87 |
| D-3 | at San Francisco | L | 67-76 |
| D-6 | Santa Clara | L | 68-79 |
| D-18 | San Jose State | W | 65-59 |
| D-21 | at Princeton | L | 85-88 |
| D-22 | at Temple | L | 64-76 |
| D-27 | Bowling Green (1) | W | 90-82 |
| D-28 | Valparaiso (1) | W | 80-66 |
| J-3 | Dartmouth | W | 102-85 |
| J-7 | * Washington State | W | 76-54 |
| J-8 | * Washington | W | 85-80 |
| J-14 | * at UCLA | L | 79-118 |
| J-15 | * at USC | L | 63-65 |
| J-22 | at Utah | L | 68-80 |
| J-29 | Air Force | W | 92-66 |
| F-4 | * California | W | 93-86 |
| F-5 | * at California | L | 70-84 |
| F-11 | * Oregon State | L | 64-68 |
| F-12 | * Oregon | W | 82-78 |
| F-18 | * at Oregon State | L | 62-87 |
| F-19 | * at Oregon | W | 91-79 |
| F-26 | * at Washington | L | 78-90 |
| F-28 | * at Washington State | L | 66-68 |
| M-3 | * USC | L | 65-71 |
| M-4 | * UCLA | L | 73-102 |

(1) Detroit Classic at Detroit, MI

1972-73

Record: 14-11

Pac-8: 7-7 (4th)
(H: 9-3, A: 4-7, N: 1-1)

Starters:

F – Mike Mann (9.1 ppg, 5.7 rpg)
F – David Frost (8.9 ppg, 3.6 rpg)
C – Rich Kelley (17.3 ppg, 13.2 rpg)
G – Melvin Arterberry (6.9 ppg, 3.7 rpg)
G – Bob Buell (6.6 ppg, 3.6 rpg)

| Date | Opponent | W-L | Score |
|------|-----------------------|-----|-------|
| D-1 | at San Francisco | L | 68-83 |
| D-4 | Arizona | W | 75-68 |
| D-16 | San Jose State | W | 75-54 |
| D-18 | at Denver | L | 74-77 |
| D-19 | at Colorado State | L | 72-77 |
| D-22 | Fordham | W | 77-54 |
| D-23 | Saint Mary's | W | 74-65 |
| D-28 | Navy (1) | W | 67-61 |
| D-29 | Virginia Tech (1) | L | 71-77 |
| J-6 | * at Washington State | L | 49-61 |
| J-8 | * at Washington | W | 76-55 |
| J-12 | * UCLA | L | 67-82 |
| J-13 | * USC | L | 67-83 |
| J-20 | Utah | W | 80-71 |
| J-26 | at UC Santa Barbara | W | 80-68 |
| F-3 | * at California | W | 73-68 |
| F-9 | * at Oregon | L | 56-62 |
| F-10 | * at Oregon State | L | 68-74 |
| F-16 | * Oregon State | W | 81-70 |
| F-17 | * Oregon | L | 69-76 |
| F-23 | * Washington | W | 76-66 |
| F-24 | * Washington State | W | 59-44 |
| M-2 | * at USC | W | 50-47 |
| M-3 | * at UCLA | L | 45-51 |
| M-9 | * California | W | 70-66 |

(1) Kiwanis Old Dominion Classic at Norfolk, VA

1973-74

Record: 11-14

Pac-8: 5-9 (6th)
(H: 6-5, A: 4-7, N: 1-2)

Starters:

F – Ed Schweitzer (12.0 ppg, 7.8 rpg)
F – Tim Patterson (9.3 ppg, 4.8 rpg)
C – Rich Kelley (18.4 ppg, 12.6 rpg)
G – Melvin Arterberry (7.1 ppg, 4.7 rpg)
G – David Frost (13.6 ppg, 4.3 rpg)

| Date | Opponent | W-L | Score |
|------|-----------------------|-----|------------|
| N-30 | Nevada | L | 69-76 |
| D-3 | San Francisco | W | 63-61 (OT) |
| D-15 | Colorado State | W | 56-45 |
| D-17 | at Saint Mary's | W | 69-63 |
| D-21 | Ohio State (1) | W | 68-53 |
| D-22 | Kentucky (1) | L | 77-78 |
| D-27 | LaSalle (2) | L | 66-77 |
| D-29 | Saint Louis (2) | W | 79-63 |
| J-4 | * Oregon | L | 47-48 |
| J-5 | * Oregon State | L | 53-56 |
| J-11 | * at USC | L | 57-64 |
| J-12 | * at UCLA | L | 52-66 |
| J-19 | at Utah | L | 82-91 |
| J-21 | at Air Force | L | 58-75 |
| J-25 | Denver | W | 108-62 |
| F-1 | * California | W | 71-53 |
| F-8 | * Washington | W | 88-68 |
| F-9 | * Washington State | W | 65-51 |
| F-16 | * at Washington State | W | 72-51 |
| F-18 | * at Washington | L | 70-84 |
| F-22 | * at Oregon State | W | 55-53 |
| F-23 | * at Oregon | L | 71-72 |
| M-1 | * USC | L | 59-62 |
| M-2 | * UCLA | L | 60-62 |
| M-8 | * at California | L | 68-71 |

(1) Kentucky Classic at Lexington, KY
(2) Holiday Festival at New York, NY

1974-75

Record: 12-14

Pac-8: 6-8 (T5th)
(H: 7-4, A: 4-10, N: 1-0)

Starters:

F – Ed Schweitzer (15.5 ppg, 8.0 rpg)
F – Scott Trobbe (8.0 ppg, 3.0 rpg)
C – Rich Kelley (20.0 ppg, 11.5 rpg)
G – Melvin Arterberry (6.9 ppg, 4.5 rpg)
G – Mark Gilberg (4.3 ppg, 1.6 rpg)

| Date | Opponent | W-L | Score |
|------|-----------------------|-----|------------|
| N-30 | LSU | W | 92-80 |
| D-14 | at Nevada | W | 90-70 |
| D-16 | at Minnesota | L | 52-53 (OT) |
| D-18 | at Wisconsin | W | 86-67 |
| D-21 | Utah State | L | 74-77 |
| D-23 | Florida | W | 80-70 |
| D-27 | Illinois (1) | W | 89-76 |
| D-28 | New Mexico (1) | L | 63-78 |
| D-30 | at Arizona | L | 67-80 |
| J-4 | at San Francisco | L | 82-87 |
| J-10 | * at Oregon | L | 83-84 |
| J-11 | * at Oregon State | W | 71-63 |
| J-17 | * UCLA | W | 64-60 |
| J-18 | * USC | W | 67-66 |
| J-24 | Air Force | W | 69-48 |
| J-27 | at Houston | L | 68-74 |
| F-1 | * at California | L | 46-60 |
| F-6 | * at Washington State | W | 71-58 |
| F-8 | * at Washington | L | 68-69 |
| F-14 | * Washington | L | 68-69 |
| F-15 | * Washington State | W | 92-70 |
| F-21 | * Oregon State | L | 68-74 |
| F-22 | * Oregon | W | 71-70 |
| F-28 | * at USC | L | 77-85 |
| M-1 | * at UCLA | L | 59-93 |
| M-7 | * California | L | 73-78 |

(1) Lobo Invitational at Albuquerque, NM



**DICK
DIBIASO**

1975-76

Record: 11-16

Pac-8: 5-9 (7th)
(H: 7-7, A: 4-7, N: 0-2)

Starters:

F – Ed Schweitzer (15.7 ppg, 11.2 rpg)
F – George Schader (13.7 ppg, 7.0 rpg)
C – Tim Patterson (8.2 ppg, 5.7 rpg)
G – Mike Bratz (12.1 ppg, 3.0 rpg)
G – Wolfe Perry (8.8 ppg, 2.6 rpg)

| Date | Opponent | W-L | Score |
|------|--------------------|-------|-------------|
| N-29 | Nevada | W | 94-70 |
| D-1 | at Santa Clara | L | 67-70 |
| D-5 | San Francisco | L | 44-49 |
| D-8 | Montana State | W | 95-76 |
| D-20 | Cal Poly Pomona | W | 63-61 |
| D-22 | Minnesota | L | 84-89 |
| D-23 | Saint Mary's | W | 87-71 |
| D-27 | at LSU | L | 85-89 |
| D-29 | Wisconsin (1) | L | 64-70 |
| D-30 | Miami (Ohio) (1) | L | 72-90 |
| J-9 | * Washington State | L | 60-62 |
| J-10 | * Washington | L | 81-87 |
| J-16 | * at UCLA | L | 67-68 |
| J-17 | * at USC | W | 86-75 |
| J-21 | UC Davis | W | 91-76 |
| J-24 | * California | L | 85-89 (2OT) |
| J-30 | at Hawai'i | L | 53-70 |
| J-31 | at Hawai'i | W | 66-65 |
| F-5 | * at Oregon | L | 59-72 |
| F-7 | * at Oregon State | W (%) | 82-76 |
| F-13 | * Oregon State | W (%) | 70-66 |

| | | | |
|------|-----------------------|---|--------|
| F-14 | * Oregon | L | 62-84 |
| F-19 | * at Washington | L | 59-80 |
| F-21 | * at Washington State | L | 79-91 |
| F-27 | * USC | W | 96-83 |
| F-28 | * UCLA | L | 74-120 |
| M-5 | * at California | W | 73-65 |

(1) Milwaukee Classic at Milwaukee, WI
(%) forfeited by Oregon State due to ineligible player

1976-77

Record: 11-16

Pac-8: 3-11 (7th)
(H: 9-5, A: 2-11, N: 0-0)

Starters:

F – Kimberly Belton (12.5 ppg, 8.4 rpg)
F – Jay Carter (8.8 ppg, 5.6 rpg)
C – Jeff McHugh (10.6 ppg, 6.0 rpg)
G – Mike Bratz (19.6 ppg, 3.5 rpg)
G – Wolfe Perry (11.4 ppg, 3.6 rpg)

| Date | Opponent | W-L | Score |
|------|-----------------------|-----|--------|
| N-27 | Cal Poly | L | 61-79 |
| D-1 | Santa Clara | W | 87-84 |
| D-4 | at San Francisco | L | 59-73 |
| D-6 | at Nevada | W | 88-83 |
| D-10 | Cal State Northridge | W | 86-67 |
| D-11 | Wisconsin | W | 70-66 |
| D-20 | UC Davis | W | 95-66 |
| D-23 | Saint Mary's | W | 87-65 |
| D-27 | at Arizona | L | 82-90 |
| D-29 | at Colorado State | W | 83-76 |
| J-6 | * at Washington State | L | 68-80 |
| J-8 | * at Washington | L | 77-98 |
| J-13 | * USC | W | 68-64 |
| J-15 | * UCLA | L | 86-100 |
| J-19 | Hawai'i | W | 84-71 |
| J-27 | at Air Force | L | 62-69 |
| J-29 | at Utah State | L | 84-103 |
| F-4 | * at Oregon | L | 48-73 |
| F-5 | * at Oregon State | L | 61-71 |
| F-10 | * Oregon State | L | 75-76 |
| F-12 | * Oregon | L | 65-74 |
| F-18 | * Washington | W | 74-69 |
| F-19 | * Washington State | L | 52-69 |
| F-24 | * at UCLA | L | 83-114 |
| F-26 | * at USC | L | 84-105 |
| M-3 | * California | W | 85-66 |
| M-5 | * at California | L | 91-101 |

1977-78

Record: 13-14

Pac-8: 3-11 (10th)
(H: 7-7, A: 5-6, N: 1-1)

Starters:

F – Kimberly Belton (15.0 ppg, 9.0 rpg)
F – Jay Carter (9.8 ppg, 5.6 rpg)
C – Jeff McHugh (11.0 ppg, 5.1 rpg)
G – Wolfe Perry (9.2 ppg, 2.9 rpg)
G – Paul Giovacchini (4.7 ppg, 1.1 rpg)

| Date | Opponent | W-L | Score |
|------|---------------------|-----|------------|
| N-25 | Cal Poly Pomona | W | 92-91 (OT) |
| N-26 | San Jose State | W | 81-80 (OT) |
| N-30 | at Santa Clara | W | 69-67 |
| D-3 | at UC Santa Barbara | L | 76-77 |
| D-8 | San Francisco | L | 78-99 |
| D-10 | Cal Poly | W | 82-71 |
| D-20 | Colorado State | W | 86-73 |
| D-22 | Rhode Island | W | 76-74 |
| D-27 | at Hawai'i (1) | W | 72-68 |
| D-29 | Providence (1) | W | 76-61 |
| D-30 | North Carolina (1) | L | 61-92 |
| J-4 | * at Oregon State | L | 47-48 |
| J-7 | * at Oregon | L | 64-74 |
| J-12 | * Washington State | L | 59-62 |
| J-14 | * Washington | W | 72-68 |
| J-19 | Alaska | W | 108-98 |
| J-21 | at Saint Mary's | W | 62-61 |
| J-28 | * California | L | 68-84 |
| F-2 | * at UCLA | L | 64-101 |
| F-4 | * at USC | L | 74-76 |
| F-10 | * USC | L | 68-70 |
| F-11 | * UCLA | L | 63-79 |

| | | | |
|------|-----------------------|---|-------|
| F-16 | * Oregon | L | 64-65 |
| F-18 | * Oregon State | L | 72-84 |
| F-23 | * at Washington | W | 81-74 |
| F-25 | * at Washington State | L | 64-67 |
| M-4 | * at California | W | 86-65 |

(1) Rainbow Classic at Honolulu, HI

1978-79

Record: 12-15

Pac-10: 6-12 (8th)

(H: 10-4, A: 1-10, N: 1-1)

Starters:

F – Kimberly Belton (14.3 ppg, 8.7 rpg)
 F – Brian Welch (11.6 ppg, 5.3 rpg)
 C – Tom Schmalzried (5.8 ppg, 3.5 rpg)
 G – Paul Giovacchini (6.5 ppg, 1.8 rpg)
 G – Wolfe Perry (18.3 ppg, 3.4 rpg)

| Date | Opponent | W-L | Score |
|------|-----------------------|-----|------------|
| | Cal Poly Pomona | W | 89-75 |
| | at San Jose State | L | 76-79 (OT) |
| | Santa Clara | W | 85-73 |
| | UC Santa Barbara | W | 76-63 |
| D-6 | * USC | L | 66-67 |
| | at San Francisco | L | 77-87 |
| | Seton Hall | W | 86-80 |
| | Harvard | W | 103-81 |
| D-27 | * UCLA | W | 75-72 |
| D-29 | San Diego State (1) | W | 85-84 |
| D-30 | Iowa (1) | L | 68-83 |
| J-4 | * at Arizona | L | 64-74 |
| J-6 | * at Arizona State | L | 68-80 |
| J-11 | * Washington State | L | 52-72 |
| J-13 | * Washington | W | 80-69 |
| J-20 | * at California | W | 73-50 |
| J-26 | * at Oregon State | L | 48-73 |
| J-27 | * at Oregon | L | 55-68 |
| F-2 | * Arizona State | W | 75-61 |
| F-3 | * Arizona | L | 62-63 |
| F-10 | * at Washington | L | 63-84 |
| F-12 | * at Washington State | L | 47-69 |
| F-17 | * California | W | 54-49 |
| F-24 | * Oregon | L | 77-80 |
| F-26 | * Oregon State | W | 79-76 |
| M-1 | * at USC | L | 68-79 |
| M-3 | * at UCLA | L | 71-99 |

(1) Cabrillo Classic

1979-80

Record: 7-19

Pac-10: 5-13 (7th)

(H: 5-8, A: 2-10, N: 0-1)

Starters:

F – Kimberly Belton (18.7 ppg, 9.8 rpg)
 F – Brian Welch (14.5 ppg, 3.9 rpg)
 F – Orlando Ward (8.2 ppg, 5.9 rpg)
 G – Doug Marty (7.0 ppg, 2.2 rpg)
 G – Doug Barnes (4.6 ppg, 1.0 rpg)

| Date | Opponent | W-L | Score |
|------|-----------------------|-----|------------|
| D-1 | at Air Force | L | 59-61 |
| D-4 | Wyoming | W | 54-52 |
| D-6 | Rice | W | 78-51 |
| D-8 | Portland | L | 59-66 |
| D-15 | San Jose State | L | 66-67 |
| D-18 | at Seton Hall | L | 55-72 |
| D-21 | Providence (1) | L | 46-58 |
| D-22 | Boston College (1) | L | 89-97 |
| D-28 | * at USC | L | 68-69 |
| D-29 | * at UCLA | L | 60-92 |
| J-3 | * Arizona State | L | 64-70 |
| J-5 | * Arizona | W | 99-80 |
| J-10 | * at Washington | L | 59-81 |
| J-12 | * at Washington State | L | 74-102 |
| J-19 | * California | L | 69-77 |
| J-26 | * Oregon | L | 73-77 |
| J-28 | * Oregon State | L | 16-18 |
| J-31 | * at Arizona | L | 88-95 (OT) |
| F-2 | * at Arizona State | L | 80-93 |
| F-9 | * Washington State | L | 75-93 |
| F-11 | * Washington | W | 79-78 (OT) |

| | | | |
|------|-------------------|---|------------|
| F-16 | * at California | W | 75-74 |
| F-21 | * at Oregon | W | 60-59 |
| F-23 | * at Oregon State | L | 57-85 |
| F-28 | * UCLA | L | 62-75 |
| M-1 | * USC | W | 93-91 (OT) |

(1) Providence Industrial Classic at Providence, RI

1980-81

Record: 9-18

Pac-10: 5-13 (T8th)

(H: 8-7, A: 1-11, N: 0-0)

Starters:

F – Brian Welch (15.7 ppg, 6.5 rpg)
 F – Hans Wichary (6.3 ppg, 4.3 rpg)
 C – John Revelli (13.4 ppg, 7.6 rpg)
 G – Keith Jones (10.0 ppg, 1.8 rpg)
 G – Doug Marty (8.2 ppg, 1.9 rpg)

| Date | Opponent | W-L | Score |
|------|-----------------------|-----|------------|
| N-29 | Air Force | W | 58-52 |
| D-4 | at Wyoming | L | 51-73 |
| D-6 | at Marquette | L | 58-69 |
| D-11 | UC Davis | W | 68-62 |
| D-13 | UC Irvine | W | 98-84 |
| D-20 | Saint Mary's | L | 66-73 |
| D-22 | at Portland | L | 69-82 |
| D-27 | San Diego | W | 70-79 (OT) |
| D-30 | Wisconsin | W | 77-69 |
| J-3 | * at California | L | 56-58 |
| J-9 | * at Oregon State | L | 62-76 |
| J-10 | * at Oregon | W | 82-76 |
| J-16 | * Washington | L | 57-65 |
| J-17 | * Washington State | W | 62-60 |
| J-23 | * at UCLA | L | 58-85 |
| J-24 | * at USC | L | 64-89 |
| J-30 | * Arizona | L | 81-91 |
| J-31 | * Arizona State | L | 66-84 |
| F-6 | * Oregon | W | 80-79 |
| F-7 | * Oregon State | L | 57-62 |
| F-14 | * at Washington | L | 71-89 |
| F-16 | * at Washington State | L | 58-59 |
| F-19 | * USC | L | 67-74 |
| F-21 | * UCLA | W | 74-72 |
| F-26 | * at Arizona State | L | 54-79 |
| F-28 | * at Arizona | L | 69-73 |
| M-7 | * California | W | 81-72 |

1981-82

Record: 7-20

Pac-10: 2-16 (10th)

(H: 6-11, A: 1-9, N: 0-0)

Starters:

F – Johnny Rogers (12.5 ppg, 4.7 rpg)
 F – Brian Welch (12.0 ppg, 4.0 rpg)
 C – John Revelli (16.4 ppg, 8.6 rpg)
 G – Doug Marty (7.0 ppg, 1.8 rpg)
 G – Steve Brown (4.6 ppg, 1.9 rpg)
 & Roger Lemons (6.6 ppg, 2.1 rpg)

| Date | Opponent | W-L | Score |
|------|-----------------------|-----|--------|
| N-27 | U.S. International | W | 82-70 |
| N-29 | Harvard | W | 93-70 |
| D-4 | Furman (1) | W | 78-74 |
| D-5 | Penn (1) | L | 63-71 |
| D-10 | Loyola Marymount | W | 79-75 |
| D-11 | at Saint Mary's | L | 86-90 |
| D-19 | Santa Clara | L | 60-62 |
| D-22 | Marquette | L | 65-66 |
| D-29 | Seattle Pacific | W | 67-65 |
| J-2 | * California | L | 78-87 |
| J-9 | * Oregon | W | 97-88 |
| J-11 | * Oregon State | L | 38-81 |
| J-14 | * at Washington | L | 70-75 |
| J-16 | * at Washington State | L | 58-63 |
| J-22 | * UCLA | L | 34-42 |
| J-23 | * USC | L | 74-85 |
| J-30 | * at Arizona State | L | 58-66 |
| F-1 | * at Arizona | L | 54-61 |
| F-5 | * at Oregon | W | 79-76 |
| F-6 | * at Oregon State | L | 81-111 |
| F-12 | * Washington State | L | 54-62 |

| | | | |
|------|-----------------|---|-------|
| F-13 | * Washington | L | 52-53 |
| F-19 | * at USC | L | 59-74 |
| F-20 | * at UCLA | L | 53-79 |
| F-26 | * Arizona State | L | 69-70 |
| F-27 | * Arizona | L | 67-72 |
| M-6 | * at California | L | 59-78 |

(1) Stanford Invitational at Stanford, CA



TOM DAVIS

1982-83

Record: 14-14

Pac-10: 6-12 (8th)

(H: 12-5, A: 2-9, N: 0-0)

Starters:

F – Steve Brown (9.8 ppg, 2.7 rpg)
 & Andy Fischer (5.4 ppg, 2.3 rpg)
 F – Hans Wichary (8.9 ppg, 5.2 rpg)
 & Earl Koberlein (3.6 ppg, 2.8 rpg)
 C – John Revelli (19.1 ppg, 7.8 rpg)
 G – Keith Jones (19.8 ppg, 2.5 rpg)
 G – Keith Ramee (4.9 ppg, 2.3 rpg)

| Date | Opponent | W-L | Score |
|------|---------------------------|-----|------------|
| N-27 | UC Riverside | W | 84-71 |
| N-30 | Sonoma State | W | 73-42 |
| D-3 | Lafayette (1) | W | 80-54 |
| D-4 | Temple (1) | W | 77-70 |
| D-9 | Saint Mary's | W | 81-77 |
| D-11 | Chico State | L | 78-82 |
| D-12 | Cal State Dominguez Hills | W | 72-54 |
| D-21 | at Harvard | W | 81-77 |
| D-23 | at Rutgers | L | 63-70 |
| D-28 | Brown | W | 88-71 |
| J-6 | * at Oregon State | L | 53-62 |
| J-8 | * at Oregon | W | 80-74 |
| J-17 | * at California | L | 61-75 |
| J-20 | * USC | W | 92-74 |
| J-22 | * UCLA | L | 87-101 |
| J-27 | * at Washington | L | 65-84 |
| J-29 | * at Washington State | L | 63-67 |
| F-5 | * Arizona State | W | 86-80 |
| F-7 | * Arizona | W | 86-69 |
| F-12 | * California | L | 64-66 |
| F-17 | * at UCLA | L | 86-99 |
| F-19 | * at USC | L | 76-90 |
| F-24 | * Washington State | L | 69-79 |
| F-26 | * Washington | W | 77-63 |
| M-3 | * at Arizona | L | 73-74 |
| M-5 | * at Arizona State | L | 72-76 (OT) |
| M-10 | * Oregon | L | 66-67 |
| M-12 | * Oregon State | W | 88-75 |

(1) Stanford Invitational at Stanford, CA

1983-84

Record: 19-12

Pac-10: 8-10 (5th)

(H: 13-5, A: 6-7, N: 0-0)

Starters:

F – Earl Koberlein (6.1 ppg, 4.4 rpg)
 F – Steve Brown (10.9 ppg, 2.5 rpg)
 C – John Revelli (16.2 ppg, 7.9 rpg)
 G – Keith Jones (20.0 ppg, 2.6 rpg)
 G – Keith Ramee (4.5 ppg, 1.2 rpg)

| Date | Opponent | W-L | Score |
|------|--------------------|-----|--------|
| N-26 | Hawaii Pacific | W | 115-74 |
| N-28 | Bemidji State | W | 98-58 |
| D-2 | San Jose State (1) | W | 58-48 |
| D-3 | North Carolina (1) | L | 75-88 |
| D-10 | UC San Diego | W | 107-60 |

| | | | |
|------|-----------------------|---|------------|
| D-17 | Eastern Montana | W | 80-69 |
| D-19 | Harvard | W | 79-66 |
| D-22 | at Hawaii Pacific | W | 89-78 |
| D-23 | at Chaminade | W | 60-55 |
| D-28 | at BYU-Hawaii | W | 98-89 |
| D-31 | Western Michigan | W | 80-62 |
| J-2 | U.S. International | W | 89-82 |
| J-5 | * Oregon State | L | 59-64 |
| J-7 | * Oregon | L | 78-79 |
| J-10 | * at UCLA | L | 66-71 |
| J-13 | * California | L | 64-66 |
| J-19 | * at USC | L | 49-51 (OT) |
| J-23 | * at Oregon State | L | 68-73 |
| J-26 | * Washington | W | 78-74 |
| J-28 | * Washington State | W | 68-65 |
| F-2 | * at Arizona State | W | 64-58 |
| F-4 | * at Arizona | W | 74-66 |
| F-7 | at Santa Clara | L | 69-73 |
| F-10 | * at California | W | 62-51 |
| F-16 | * USC | W | 64-56 |
| F-18 | * UCLA | W | 75-64 |
| F-23 | * at Washington State | L | 61-65 |
| F-25 | * at Washington | L | 63-68 |
| M-1 | * Arizona | L | 76-87 |
| M3 | * Arizona State | W | 74-66 |
| M8 | * at Oregon | L | 71-91 |

(1) Stanford Invitational at Stanford, CA

1984-85

Record: 11-17

Pac-10: 3-15 (10th)

(H: 9-7, A: 1-9, N: 1-1)

Starters:

F – Earl Koberlein (10.4 ppg, 4.4 rpg)
 F – Andy Fischer (8.9 ppg, 2.9 rpg)
 C – Kent Seymour (8.1 ppg, 5.9 rpg)
 G – Keith Ramee (6.0 ppg, 2.9 rpg)
 G – Novian Whitsitt (10.3 ppg, 2.5 rpg)
 & John Paye (5.6 ppg, 3.4 rpg)

| Date | Opponent | W-L | Score |
|------|-----------------------|-----|-------------|
| N-24 | UC San Diego | W | 87-48 |
| N-30 | Pacific (1) | W | 86-53 |
| D-1 | LaSalle (1) | W | 84-73 |
| D-4 | Missouri-St. Louis | W | 86-72 |
| D-18 | at Saint Mary's | L | 56-61 (OT) |
| D-19 | Seattle | W | 83-46 |
| D-21 | Loyola Marymount | W | 67-59 |
| D-24 | UC Riverside | W | 83-56 |
| D-28 | Mercer (2) | L | 72-90 |
| D-29 | Army (2) | W | 75-60 |
| J-3 | * at Washington | L | 69-78 |
| J-5 | * at Washington State | L | 59-71 |
| J-10 | * Arizona State | L | 74-89 |
| J-12 | * Arizona | W | 55-51 |
| J-19 | * at California | L | 72-87 |
| J-26 | * at UCLA | L | 71-100 |
| J-28 | * at USC | W | 60-54 |
| J-31 | * Oregon | L | 54-61 |
| F-2 | * Oregon State | L | 73-83 |
| F-7 | * at Arizona | L | 56-68 |
| F-9 | * at Arizona State | L | 75-91 |
| F-16 | * California | L | 41-43 (2OT) |
| F-18 | * UCLA | L | 66-72 |
| F-21 | * USC | W | 86-65 |
| F-28 | * at Oregon State | L | 49-54 |
| M-2 | * at Oregon | L | 61-68 |
| M-7 | * Washington State | L | 68-78 |
| M-9 | * Washington | L | 47-67 |

(1) Apple Invitational at Stanford, CA
 (2) Longhorn Classic at Austin, TX

1985-86

Record: 14-16

Pac-10: 8-10 (T5th)
(H: 8-7, A: 6-6, N: 0-3)

Starters:
F – Todd Lichti (17.6 ppg, 5.7 rpg)
F – Earl Koberlein (10.4 ppg, 5.3 rpg)
C – Howard Wright (9.7 ppg, 6.3 rpg)
G – Andy Fischer (4.0 ppg, 2.7 rpg)
G – Keith Ramee (4.5 ppg, 2.3 rpg)

| Date | Opponent | W-L | Score |
|------|-----------------------|-----|-------------|
| N-26 | George Washington | W | 87-72 |
| D-2 | UC San Diego | W | 108-69 |
| D-6 | Yale (1) | W | 129-108 |
| D-7 | Richmond (1) | L | 53-57 |
| D-13 | Seattle | W | 105-54 |
| D-17 | at Harvard | W | 78-62 |
| D-20 | at North Carolina | L | 55-89 |
| D-22 | Seton Hall | L | 75-76 (OT) |
| D-24 | UNLV (2) | L | 65-83 |
| D-25 | Chaminade (2) | W | 77-59 |
| D-28 | Maryland (3) | L | 65-67 (2OT) |
| D-29 | Fordham (3) | L | 66-69 |
| J-2 | * Washington State | W | 84-67 |
| J-4 | * Washington | L | 69-70 |
| J-9 | * at Arizona | L | 69-77 |
| J-11 | * at Arizona State | W | 66-59 |
| J-13 | * Oregon | W | 69-83 |
| J-18 | * California | L | 69-75 |
| J-23 | * UCLA | W | 76-70 |
| J-31 | * at Oregon | W | 73-69 (OT) |
| F-2 | * at Oregon State | W | 56-52 |
| F-6 | * Arizona State | L | 75-77 (OT) |
| F-8 | * Arizona | W | 62-56 |
| F-15 | * at California | L | 53-81 |
| F-20 | * at USC | W | 61-59 |
| F-24 | * at UCLA | L | 74-95 |
| F-27 | * Oregon State | L | 60-74 |
| M-1 | * USC | W | 85-64 |
| M-6 | * at Washington | L | 87-96 |
| M-8 | * at Washington State | L | 66-69 |

(1) Apple Invitational at Stanford, CA
(2) Western Airlines Chaminade Classic at Honolulu, HI
(3) Hawaii Pacific Tournament at Maui, HI



MIKE MONTGOMERY

1986-87

Record: 15-13

Pac-10: 9-9 (6th)
(H: 11-2, A: 2-8, N: 2-3)

Starters:
F – Todd Lichti (17.6 ppg, 5.7 rpg)
F – Howard Wright (11.2 ppg, 6.8 rpg)
C – Greg Butler (6.1 ppg, 4.0 rpg)
G – Novian Whitsitt (10.2 ppg, 2.4 rpg)
G – Terry Taylor (7.9 ppg, 1.9 rpg)

| Date | Opponent | W-L | Score |
|------|--------------------|-----|-------|
| N-28 | Georgia Tech (1) | L | 65-67 |
| N-29 | Rice (1) | W | 72-52 |
| D-2 | at San Jose State | L | 63-72 |
| D-5 | Columbia (2) | W | 76-66 |
| D-6 | UAB (2) | W | 99-80 |
| D-13 | Saint Mary's | W | 57-43 |
| D-21 | * Oregon | W | 73-71 |
| D-23 | * Oregon State | L | 66-70 |
| D-27 | Western Washington | W | 83-61 |
| D-29 | Massachusetts (3) | W | 57-51 |
| D-30 | Miami (3) | L | 58-71 |
| J-2 | * at UCLA | L | 75-95 |
| J-5 | * at USC | W | 64-58 |
| J-8 | * Washington | W | 82-77 |

| | | | |
|------|-----------------------|---|------------|
| J-10 | * Washington State | W | 93-76 |
| J-17 | * at California | L | 72-87 |
| J-19 | * at Arizona | L | 70-77 |
| J-22 | * at Arizona State | W | 69-65 |
| J-29 | * at Oregon State | L | 59-71 |
| F-1 | * at Oregon | L | 55-68 |
| F-5 | * UCLA | L | 62-93 |
| F-8 | * USC | W | 72-57 |
| F-12 | * at Washington State | L | 64-74 |
| F-14 | * at Washington | L | 65-70 |
| F-22 | * California | W | 88-80 |
| F-26 | * Arizona | W | 75-73 |
| F-28 | * Arizona State | W | 97-92 (OT) |
| M-6 | Washington (4) | L | 71-86 |

(1) Central Fidelity Holiday Classic at Richmond, VA
(2) Apple Invitational at Stanford, CA
(3) West Palm Hurricane Classic at West Palm Beach, FL
(4) Pac-10 Tournament at Los Angeles, CA

1987-88

Record: 21-12

Pac-10: 11-7 (4th)
(H: 12-4, A: 6-5, N: 3-3)

Starters:
F – Howard Wright (15.7 ppg, 7.7 rpg)
F – Bryan McSweeney (7.0 ppg, 4.0 rpg)
C – Greg Butler (12.8 ppg, 5.9 rpg)
G – Todd Lichti (20.1 ppg, 5.6 rpg)
G – Terry Taylor (8.8 ppg, 1.7 rpg)

| Date | Opponent | W-L | Score |
|------|-----------------------|-----|---------------|
| N-27 | Iowa (1) | L | 75-78 |
| N-28 | Chaminade (1) | W | 93-82 |
| N-29 | Baylor (1) | W | 69-56 |
| D-1 | Santa Clara | L | 71-72 |
| D-4 | William & Mary (2) | W | 87-64 |
| D-5 | Brown (2) | W | 90-78 |
| D-12 | at USF | W | 68-67 |
| D-18 | Harvard | W | 97-60 |
| D-21 | * USC | W | 88-62 |
| D-23 | * UCLA | W | 116-110 (2OT) |
| D-28 | UC Santa Barbara (3) | W | 75-65 |
| D-29 | Indiana (3) | L | 73-83 |
| J-2 | Seattle Pacific | W | 83-78 (OT) |
| J-7 | * at Arizona State | L | 80-104 |
| J-9 | * at Arizona | L | 65-90 |
| J-14 | * Washington | W | 86-70 |
| J-16 | * Washington State | L | 68-70 (OT) |
| J-23 | * California | W | 70-54 |
| J-28 | * at Oregon State | W | 78-65 |
| J-30 | * at Oregon | L | 66-80 |
| F-4 | * Arizona | W | 82-74 |
| F-6 | * Arizona State | W | 93-63 |
| F-11 | * at Washington State | W | 51-50 |
| F-13 | * at Washington | L | 82-84 (2OT) |
| F-21 | * at California | W | 71-61 |
| F-25 | * Oregon | W | 84-61 |
| F-27 | * Oregon State | L | 61-63 |
| M-3 | * at UCLA | L | 69-91 |
| M-5 | * at USC | W | 73-65 |
| M-11 | Oregon (4) | W | 88-67 |
| M-12 | Arizona (4) | L | 83-97 |
| M-17 | Long Beach State (5) | W | 80-77 |
| M-22 | Arkansas State (5) | L | 59-60 |

(1) Maui Classic at Maui, HI
(2) Apple Invitational at Stanford, CA
(3) Hoosier Classic at Indianapolis, IN
(4) Pac-10 Tournament at Tucson, AZ
(5) NIT at campus sites

1988-89

Record: 26-7

Pac-10: 15-3 (2nd)
(H: 13-0, A: 8-4, N: 5-3)

Starters:
F – Howard Wright (14.5 ppg, 6.9 rpg)
F – Andrew Vlahov (5.1 ppg, 3.4 rpg)
C – Eric Reveno (9.4 ppg, 5.1 rpg)
G – Todd Lichti (20.1 ppg, 5.0 rpg)
G – Terry Taylor (7.3 ppg, 1.6 rpg)

| Date | Opponent | W-L | Score |
|------|-----------------------|-----|------------|
| N-18 | at Montana (1) | W | 79-63 |
| N-20 | at Indiana (1) | L | 73-84 |
| N-28 | at North Carolina | L | 76-87 |
| D-2 | Cornell (2) | W | 90-45 |
| D-3 | Colorado State (2) | W | 63-49 |
| D-10 | San Jose State | W | 89-39 |
| D-17 | * Oregon State | W | 87-59 |
| D-23 | * at UCLA | L | 70-74 |
| D-27 | at Saint Mary's | W | 65-64 |
| D-29 | Furman (3) | W | 88-71 |
| D-30 | Vanderbilt (3) | W | 89-68 |
| J-5 | * Arizona | W | 83-78 |
| J-7 | * Arizona State | W | 94-65 |
| J-12 | * at Washington | W | 71-69 |
| J-14 | * at Washington State | W | 85-43 |
| J-16 | Miami | W | 93-59 |
| J-19 | * at California | L | 64-75 |
| J-21 | * UCLA | W | 84-75 |
| J-26 | * Oregon | W | 75-53 |
| J-29 | * at Arizona | L | 52-72 |
| F-2 | * at Arizona State | W | 75-60 |
| F-4 | vs. Florida (4) | W | 84-69 |
| F-9 | * Washington State | W | 65-53 |
| F-12 | * Washington | W | 82-74 (OT) |
| F-16 | * California | W | 97-71 |
| F-20 | * at USC | W | 68-52 |
| F-23 | * at Oregon | W | 54-50 |
| F-25 | * at Oregon State | W | 60-58 |
| M-2 | * USC | W | 74-65 |
| M-10 | USC (5) | W | 66-61 |
| M-11 | UCLA (5) | W | 95-86 |
| M-12 | Arizona (5) | L | 51-73 |
| M-16 | Siena (6) | L | 78-80 |

(1) Preseason NIT at campus sites
(2) Apple Invitational at Stanford, CA
(3) Vanderbilt Invitational at Nashville, TN
(4) at Orlando, FL
(5) Pac-10 Tournament at Los Angeles, CA
(6) NCAA Tournament at Greensboro, NC

1989-90

Record: 18-12

Pac-10: 9-9 (6th)
(H: 11-3, A: 5-7, N: 2-2)

Starters:
F – Andrew Vlahov (11.5 ppg, 6.5 rpg)
F – Deshon Wingate (10.0 ppg, 5.3 rpg)
C – Adam Keefe (20.0 ppg, 9.1 rpg)
G – Kenny Ammann (9.3 ppg, 1.6 rpg)
G – John Patrick (7.7 ppg, 2.6 rpg)

| Date | Opponent | W-L | Score |
|------|--------------------------|-----|-------|
| N-24 | Cal Poly | W | 88-56 |
| N-27 | at UC Irvine | W | 70-57 |
| D-1 | Lehigh (1) | W | 82-59 |
| D-2 | Louisiana Tech (1) | W | 62-59 |
| D-16 | San Francisco | W | 74-53 |
| D-18 | at Santa Clara | W | 66-51 |
| D-22 | Colgate | W | 77-66 |
| D-29 | Missouri-Kansas City (2) | W | 70-50 |
| D-30 | Kansas (2) | L | 61-83 |
| J-5 | * Oregon State | L | 76-77 |
| J-7 | * Oregon | W | 58-56 |
| J-11 | * at Washington | L | 59-71 |
| J-14 | * at Washington State | W | 69-49 |
| J-18 | * UCLA | W | 87-79 |
| J-20 | * USC | W | 74-61 |
| J-25 | * at Arizona | L | 61-68 |
| J-27 | * at Arizona State | L | 53-64 |
| F-1 | * at Oregon | L | 61-62 |
| F-3 | * at Oregon State | L | 70-84 |
| F-8 | * Washington State | W | 68-54 |
| F-11 | * Washington | W | 59-48 |
| F-15 | * at USC | L | 62-71 |
| F-18 | * at UCLA | W | 70-69 |
| F-23 | * Arizona | L | 61-80 |
| F-25 | * Arizona State | W | 57-44 |
| F-28 | * California | L | 63-66 |
| M-4 | * at California | W | 79-58 |
| M-9 | California (3) | W | 77-61 |
| M-10 | Arizona (3) | L | 61-85 |
| M-15 | at Hawai'i (4) | L | 57-69 |

(1) Apple Invitational at Stanford, CA
(2) BMA Holiday Classic at Kansas City, KS
(3) Pac-10 Tournament at Tempe, AZ
(4) NIT at campus sites



1990-91

Record: 20-13

Pac-10: 8-10 (5th)

(H: 13-4, A: 4-8, N: 3-1)

Starters:

F – Andrew Vlahov (11.5 ppg, 6.5 rpg)
 F – Deshon Wingate (9.8 ppg, 7.2 rpg)
 C – Adam Keefe (21.5 ppg, 9.5 rpg)
 G – Kenny Ammann (11.2 ppg, 1.8 rpg)
 G – John Patrick (9.7 ppg, 2.3 rpg)

| Date | Opponent | W-L | Score |
|------|--------------------------|-----|--------|
| N-23 | Rider (1) | W | 93-66 |
| N-24 | Yale (1) | W | 69-51 |
| N-30 | George Washington (2) | L | 70-81 |
| D-1 | Hawaii (2) | W | 84-55 |
| D-15 | Santa Clara | W | 82-47 |
| D-19 | UC Irvine | W | 117-87 |
| D-21 | Florida | W | 86-74 |
| D-23 | at Colorado | L | 79-89 |
| D-29 | Central Florida (3) | W | 70-61 |
| D-30 | North Carolina (3) | L | 60-71 |
| J-3 | * at Oregon State | L | 66-73 |
| J-6 | * at Oregon | L | 77-81 |
| J-10 | * Washington | W | 87-55 |
| J-12 | * Washington State | W | 94-63 |
| J-16 | * at UCLA | W | 89-82 |
| J-19 | * at USC | L | 67-85 |
| J-24 | * Arizona | L | 76-78 |
| J-27 | * Arizona State | L | 47-58 |
| J-31 | * Oregon | W | 86-75 |
| F-2 | * Oregon State | W | 64-59 |
| F-7 | * at Washington State | L | 68-74 |
| F-10 | * at Washington | W | 60-59 |
| F-14 | * USC | W | 92-76 |
| F-16 | * UCLA | L | 86-89 |
| F-21 | * at Arizona State | L | 57-75 |
| F-26 | * at Arizona | L | 51-89 |
| M-2 | * California | W | 90-72 |
| M-7 | * at California | L | 70-75 |
| M-13 | Houston (4) | W | 93-86 |
| M-18 | at Wisconsin (4) | W | 80-72 |
| M-21 | at Southern Illinois (4) | W | 78-68 |
| M-25 | Massachusetts (5) | W | 73-71 |
| M-27 | Oklahoma (5) | W | 78-72 |

(1) Stanford Invitational at Stanford, CA
 (2) Apple Invitational at Stanford, CA
 (3) Red Lobster Classic at Orlando, FL
 (4) NIT at campus sites
 (5) NIT at New York, NY

1991-92

Record: 18-11

Pac-10: 10-8 (4th)

(H: 12-3, A: 5-7, N: 1-1)

Starters:

F – Adam Keefe (25.3 ppg, 12.2 rpg)
 F – Brent Williams (11.8 ppg, 4.8 rpg)
 C – Paul Garrett (7.6 ppg, 6.0 rpg)
 G – Peter Dukes (11.7 ppg, 2.3 rpg)
 G – Marcus Lollie (8.2 ppg, 3.1 rpg)

| Date | Opponent | W-L | Score |
|------|-----------------------|-----|-------|
| N-22 | Loyola (Md.) (1) | W | 98-56 |
| N-23 | Rice (1) | W | 68-64 |
| N-30 | Colorado | W | 71-58 |
| D-14 | at Santa Clara | W | 75-59 |
| D-21 | Virginia | W | 74-60 |
| D-27 | Siena (2) | W | 94-72 |
| D-28 | Michigan State (2) | L | 62-72 |
| J-2 | Southern Utah | W | 89-71 |
| J-4 | Cal State Northridge | W | 80-59 |
| J-9 | * at Oregon State | W | 67-64 |
| J-11 | * at Oregon | W | 78-57 |
| J-15 | * California | W | 76-61 |
| J-23 | * USC | L | 72-82 |
| J-25 | * UCLA | L | 77-83 |
| J-30 | * at Washington State | L | 59-67 |
| F-2 | * at Washington | W | 64-58 |

| | | | |
|------|--------------------|---|------------|
| F-6 | * Arizona | L | 70-72 |
| F-8 | * Arizona State | W | 86-73 |
| F-11 | at Notre Dame | L | 63-64 |
| F-15 | * at California | W | 92-66 |
| F-20 | * at UCLA | L | 70-96 |
| F-22 | * at USC | L | 72-73 (OT) |
| F-27 | * Washington | W | 78-66 |
| M-1 | * Washington State | W | 85-70 |
| M-5 | * at Arizona State | L | 71-76 |
| M-7 | * at Arizona | L | 83-89 |
| M-12 | * Oregon | W | 70-47 |
| M-14 | * Oregon State | W | 76-56 |
| M-19 | Alabama (3) | L | 75-80 |

(1) Apple Invitational at Stanford, CA
 (2) Outclass Classic at East Lansing, MI
 (3) NCAA Tournament at Cincinnati, OH

1992-93

Record: 7-23

Pac-10: 2-16 (10th)

(H: 7-9, A: 0-12, N: 0-2)

Starters:

F – Brent Williams (13.2 ppg, 5.8 rpg)
 F – Darren Allaway (6.5 ppg, 4.6 rpg)
 C – Bart Lammersen (3.7 ppg, 4.0 rpg)
 & Jim Morgan (3.8 ppg, 3.9 rpg)
 G – Marcus Lollie (10.8 ppg, 2.6 rpg)
 G – Peter Dukes (7.0 ppg, 2.3 rpg)
 & Dion Cross (10.6 ppg, 1.4 rpg)

| Date | Opponent | W-L | Score |
|------|-----------------------|-----|--------|
| D-2 | Puget Sound | W | 92-42 |
| D-3 | at San Jose State | L | 52-56 |
| D-5 | at Virginia | L | 48-72 |
| D-12 | Sacramento State | W | 68-33 |
| D-19 | Howard | W | 71-46 |
| D-21 | LSU (1) | L | 63-72 |
| D-22 | DePaul (1) | L | 67-76 |
| D-23 | Chaminade (1) | L | 63-71 |
| D-28 | American (2) | W | 57-56 |
| D-29 | Ohio (2) | L | 76-81 |
| J-2 | Santa Clara | W | 66-35 |
| J-7 | * Oregon State | L | 66-77 |
| J-9 | * Oregon | W | 71-66 |
| J-12 | Notre Dame | L | 61-67 |
| J-14 | * at California | L | 66-83 |
| J-21 | * at UCLA | L | 76-84 |
| J-23 | * at USC | L | 55-63 |
| J-28 | * Washington State | L | 59-64 |
| J-30 | * Washington | L | 67-68 |
| F-4 | * at Arizona | L | 61-96 |
| F-6 | * at Arizona State | L | 87-109 |
| F-14 | * California | L | 61-86 |
| F-18 | * UCLA | L | 64-72 |
| F-20 | * USC | W | 78-62 |
| F-25 | * at Washington | L | 51-56 |
| F-27 | * at Washington State | L | 54-87 |
| M-4 | * Arizona State | L | 71-75 |
| M-7 | * Arizona | L | 80-94 |
| M-11 | * at Oregon | L | 73-84 |
| M-13 | * at Oregon State | L | 65-82 |

(1) Maui Invitational at Maui, HI
 (2) Fry's Invitational at Stanford, CA

1993-94

Record: 17-11

Pac-10: 10-8 (5th)

(H: 11-4, A: 5-7, N: 1-0)

Starters:

F – Brent Williams (14.3 ppg, 7.0 rpg)
 F – Andy Poppink (12.4 ppg, 7.4 rpg)
 C – Jim Morgan (5.9 ppg, 4.5 rpg)
 G – Brevin Knight (11.1 ppg, 3.9 rpg)
 G – Dion Cross (15.1 ppg, 2.7 rpg)

| Date | Opponent | W-L | Score |
|------|--------------------------|-----|------------|
| N-26 | Cal State Northridge (1) | W | 89-58 |
| N-27 | San Jose State (1) | W | 69-58 |
| D-5 | UC Riverside | W | 69-64 |
| D-11 | at Santa Clara | W | 82-70 (OT) |

| | | | |
|------|-----------------------|---|--------|
| D-20 | McNeese State | W | 91-75 |
| D-22 | Virginia | W | 84-72 |
| D-27 | at Wisconsin | L | 73-80 |
| D-29 | Manhattan (2) | W | 73-60 |
| D-30 | Seton Hall (2) | L | 69-75 |
| J-6 | * Washington | W | 67-65 |
| J-8 | * Washington State | W | 75-64 |
| J-13 | * at Arizona State | L | 67-78 |
| J-15 | * at Arizona | L | 72-89 |
| J-20 | * California | W | 88-79 |
| J-27 | * UCLA | L | 65-69 |
| J-29 | * USC | W | 76-67 |
| F-3 | at Oregon | W | 69-67 |
| F-5 | * at Oregon State | W | 71-67 |
| F-10 | * Arizona | L | 60-77 |
| F-12 | * Arizona State | L | 69-71 |
| F-17 | * at California | L | 62-80 |
| F-24 | * at USC | W | 66-55 |
| F-26 | * at UCLA | L | 88-103 |
| M-3 | * Oregon State | W | 90-66 |
| M-5 | * Oregon | W | 84-76 |
| M-10 | * at Washington State | L | 71-77 |
| M-12 | * at Washington | W | 76-61 |
| M-17 | Gonzaga (3) | L | 76-80 |

(1) Fry's Invitational at Stanford, CA
 (2) Seton Hall Tournament at East Rutherford, NJ
 (3) NIT at campus sites

1994-95

Record: 20-9

Pac-10: 10-8 (5th)

(H: 14-2, A: 5-6, N: 1-1)

Starters:

F – Darren Allaway (6.0 ppg, 4.4 rpg)
 F – Andy Poppink (10.8 ppg, 5.9 rpg)
 C – Tim Young (12.3 ppg, 8.6 rpg)
 G – Dion Cross (16.8 ppg, 1.8 rpg)
 G – Brevin Knight (16.6 ppg, 3.9 rpg)

| Date | Opponent | W-L | Score |
|------|-----------------------|-----|------------|
| N-25 | Colgate (1) | W | 82-70 |
| N-26 | St. Peter's (1) | W | 79-71 |
| D-3 | San Jose State | W | 68-52 |
| D-10 | Cal Poly | W | 94-52 |
| D-16 | San Francisco | W | 98-60 |
| D-19 | at American | W | 97-71 |
| D-22 | at Virginia | W | 64-60 |
| D-27 | Wisconsin | W | 95-78 |
| D-29 | Cornell | W | 67-55 |
| J-5 | * at Washington | W | 65-51 |
| J-7 | * at Washington State | L | 63-77 |
| J-12 | * Arizona State | W | 91-75 |
| J-14 | * Arizona | L | 83-89 (OT) |
| J-19 | * at California | W | 78-73 |
| J-26 | * at UCLA | L | 74-77 |
| J-28 | * at USC | W | 85-82 |
| F-2 | * Oregon | W | 92-87 |
| F-4 | * Oregon State | W | 95-82 |
| F-9 | * at Arizona | L | 73-84 |
| F-11 | * at Arizona State | L | 70-79 |
| F-15 | * California | W | 83-70 |
| F-21 | * UCLA | L | 77-88 |
| F-23 | * USC | W | 90-78 |
| M-2 | * at Oregon State | L | 71-90 |
| M-4 | * at Oregon | L | 80-89 |
| M-9 | * Washington State | W | 79-72 |
| M-11 | * Washington | W | 74-65 |
| M-17 | UNC Charlotte (2) | W | 70-68 |
| M-19 | Massachusetts (2) | L | 53-75 |

(1) Fry's Invitational at Stanford, CA
 (2) NCAA Tournament at Albany, NY

1995-96

Record: 21-8

Pac-10: 12-6 (3rd)

(H: 12-1, A: 6-5, N: 3-2)

Starters:

F – Andy Poppink (14.0 ppg, 8.4 rpg)
 C – Darren Allaway (5.0 ppg, 5.0 rpg)
 G – Brevin Knight (15.5 ppg, 3.8 rpg)
 G – Dion Cross (16.8 ppg, 1.8 rpg)
 G – David Harbour (9.2 ppg, 3.2 rpg)

| Date | Opponent | W-L | Score |
|------|-----------------------|-------|-------|
| N-24 | Stetson (1) | W | 92-60 |
| N-25 | Rice (1) | W | 75-64 |
| N-28 | at San Francisco | L | 58-59 |
| D-1 | South Carolina (2) | W | 82-79 |
| D-2 | North Carolina (2) | L | 63-87 |
| D-22 | at Navy | W | 80-62 |
| D-28 | American | W | 80-52 |
| D-30 | Harvard | W | 65-59 |
| J-4 | * Arizona State | W | 83-70 |
| J-6 | * Arizona | W | 80-71 |
| J-11 | * at UCLA | L | 56-64 |
| J-14 | * at USC | L | 80-84 |
| J-18 | * Oregon | W | 94-74 |
| J-20 | * Oregon State | W | 84-51 |
| J-25 | * at Washington | L | 71-74 |
| J-27 | * at Washington State | W | 78-67 |
| J-31 | * California | W | 93-79 |
| F-4 | Seton Hall (3) | W | 83-60 |
| F-8 | * USC | W | 99-69 |
| F-10 | * UCLA | W | 67-66 |
| F-15 | * at Oregon State | W | 65-50 |
| F-17 | * at Oregon | L | 62-64 |
| F-22 | * Washington State | L | 59-68 |
| F-24 | * Washington | W | 71-56 |
| M-3 | * at California | L (%) | 69-85 |
| M-7 | * at Arizona | W | 85-79 |
| M-9 | * at Arizona State | W | 67-53 |
| M-14 | Bradley (4) | W | 66-58 |
| M-16 | Massachusetts (4) | L | 74-79 |

(%) Game later forfeited by California due to NCAA sanctions

(1) Fry's Invitational at Stanford, CA
 (2) Diet Pepsi Tournament of Champions at Charlotte, NC
 (3) Bay Area Classic at San Jose, CA
 (4) NCAA Tournament at Providence, RI

1996-97

Record: 22-8

Pac-10: 12-6 (T2nd)

(H: 12-0, A: 6-6, N: 4-2)

Starters:

F – Peter Sauer (8.9 ppg, 4.5 rpg)
 F – Rich Jackson (3.0 ppg, 2.6 rpg)
 G – Arthur Lee (7.6 ppg, 1.9 rpg)
 C – Tim Young (13.7 ppg, 8.4 rpg)
 G – Kris Weems (11.7 ppg, 2.6 rpg)
 G – Brevin Knight (16.3 ppg, 3.7 rpg)

| Date | Opponent | W-L | Score |
|------|---------------------------|-----|------------|
| N-27 | UNC Greensboro (1) | W | 88-52 |
| N-29 | College of Charleston (1) | L | 78-82 |
| N-30 | Alaska Anchorage (1) | W | 91-69 |
| D-7 | Manhattan (2) | W | 81-59 |
| D-14 | at San Diego | W | 72-70 |
| D-18 | Alaska Anchorage | W | 105-70 |
| D-22 | at Seton Hall | W | 83-81 (OT) |
| D-28 | Navy | W | 85-68 |
| J-2 | * at Arizona State | W | 81-65 |
| J-4 | * at Arizona | L | 75-76 |
| J-9 | * UCLA | W | 109-61 |
| J-11 | * USC | W | 85-70 |
| J-16 | * at Oregon | W | 72-69 (OT) |
| J-18 | * at Oregon State | L | 77-86 |
| J-23 | * Washington | W | 78-67 |
| J-25 | * Washington State | W | 81-61 |
| J-29 | * at California | L | 64-70 |
| F-6 | * at USC | L | 81-84 |
| F-8 | * at UCLA | L | 68-87 |
| F-13 | * Oregon State | W | 87-54 |
| F-15 | * Oregon | W | 83-61 |
| F-20 | * at Washington State | W | 76-63 |

| | | | |
|------|-----------------|---|------------|
| F-22 | * at Washington | L | 61-75 |
| F-24 | San Diego State | W | 97-50 |
| M-1 | * California | W | 73-63 |
| M-6 | * Arizona | W | 81-80 |
| M-8 | * Arizona State | W | 86-63 |
| M-14 | Oklahoma (3) | W | 80-67 |
| M-16 | Wake Forest (3) | W | 72-66 |
| M-20 | Utah (4) | L | 77-82 (OT) |

- (1) The Great Alaska Shootout at Anchorage, AK
- (2) Sacramento Shootout at Sacramento, CA
- (3) NCAA Tournament at Tucson, AZ
- (4) NCAA Tournament at San Jose, CA

1997-98

Record: 30-5

Pac-10: 15-3 (2nd)

(H: 11-2, A: 10-2, N: 9-1)

Starters:
 F – Mark Madsen (11.7 ppg, 8.2 rpg)
 F – Peter Sauer (9.2 ppg, 4.6 rpg)
 C – Tim Young (11.3 ppg, 8.1 rpg)
 G – Kris Weems (12.6 ppg, 3.0 rpg)
 G – Arthur Lee (14.5 ppg, 2.3 rpg)

| Date | Opponent | W-L | Score |
|------|---------------------------|-----|------------|
| N-18 | San Diego | W | 87-57 |
| N-28 | Hawaii Hilo (1) | W | 98-49 |
| N-29 | Valparaiso (1) | W | 70-65 |
| N-30 | Butler (1) | W | 99-86 |
| D-6 | Georgia (2) | W | 76-74 |
| D-16 | at San Diego State | W | 63-42 |
| D-19 | Pacific | W | 67-61 |
| D-22 | UC Santa Barbara | W | 95-62 |
| D-27 | Lehigh | W | 95-42 |
| D-29 | Rhode Island (3) | W | 70-69 |
| D-30 | Santa Clara (3) | W | 69-60 |
| J-3 | * at Oregon State | W | 68-48 |
| J-5 | * at Oregon | W | 89-67 |
| J-10 | * California | W | 84-74 |
| J-15 | * USC | W | 99-62 |
| J-17 | * UCLA | W | 93-80 |
| J-22 | * at Washington State | W | 82-72 |
| J-24 | * at Washington | W | 74-72 |
| J-29 | * Arizona | L | 75-93 |
| J-31 | * Arizona State | L | 87-90 (OT) |
| F-4 | * at California | W | 74-72 |
| F-7 | at Connecticut | L | 56-76 |
| F-12 | * at UCLA | W | 84-81 |
| F-14 | * at USC | W | 83-59 |
| F-19 | * Washington | W | 93-70 |
| F-21 | * Washington State | W | 72-56 |
| F-26 | * at Arizona State | W | 86-73 |
| F-28 | * at Arizona | L | 58-90 |
| M-4 | * Oregon | W | 95-67 |
| M-6 | * Oregon State | W | 85-77 |
| M-13 | College of Charleston (4) | W | 67-57 |
| M-15 | Western Michigan (4) | W | 83-65 |
| M-20 | Purdue (5) | W | 67-59 |
| M-22 | Rhode Island (5) | W | 79-77 |
| M-28 | Kentucky (6) | L | 85-86 (OT) |

- (1) Big Island Invitational at Hilo, HI
- (2) John Wooden Classic at Anaheim, CA
- (3) Cable Car Classic at San Jose, CA
- (4) NCAA Tournament at Chicago, IL
- (5) NCAA Tournament at St. Louis, MO
- (6) NCAA Tournament at San Antonio, TX

1998-99

Record: 26-7

Pac-10: 15-3 (1st)

(H: 13-2, A: 10-2, N: 3-3)

Starters:
 F – Mark Madsen (13.1 ppg, 9.0 rpg)
 F – Peter Sauer (8.6 ppg, 4.3 rpg)
 C – Tim Young (10.0 ppg, 7.2 rpg)
 G – Kris Weems (11.1 ppg, 3.0 rpg)
 G – Arthur Lee (13.2 ppg, 2.2 rpg)

| Date | Opponent | W-L | Score |
|------|-----------------------|-----|------------|
| N-14 | UC Davis | W | 76-49 |
| N-18 | SMU (1) | W | 86-51 |
| N-20 | SW Missouri State (1) | W | 76-51 |
| N-25 | St. John's (2) | W | 55-53 |
| N-27 | North Carolina (2) | L | 49-57 |
| D-6 | Maryland (3) | L | 60-62 |
| D-7 | George Washington (3) | W | 70-56 |
| D-17 | at Nevada | W | 101-57 |
| D-19 | at Pacific | W | 71-58 |
| D-21 | Elon (4) | W | 82-58 |
| D-22 | Santa Clara (4) | W | 94-49 |
| D-29 | Temple (5) | W | 57-50 |
| J-2 | * Oregon State | W | 72-56 |
| J-4 | * Oregon | W | 77-59 |
| J-9 | * California | W | 71-62 |
| J-14 | * at USC | W | 72-55 |
| J-16 | * at UCLA | W | 72-59 |
| J-21 | * Washington State | W | 94-45 |
| J-23 | * Washington | W | 67-60 |
| J-28 | * at Arizona | L | 76-78 |
| J-30 | * at Arizona State | W | 73-63 |
| F-3 | * at California | W | 57-55 |
| F-6 | No. 1/1 Connecticut | L | 59-70 |
| F-11 | * UCLA | W | 77-73 |
| F-13 | * USC | L | 82-86 (OT) |
| F-18 | * at Washington | W | 89-57 |
| F-20 | * at Washington State | W | 64-58 |
| F-25 | * Arizona State | W | 87-77 (OT) |
| F-27 | * Arizona | W | 98-83 |
| M-4 | * at Oregon | W | 73-61 |
| M-6 | * at Oregon State | L | 49-59 |
| M-11 | Alcorn State (6) | W | 69-57 |
| M-13 | Gonzaga (6) | L | 74-82 |

- (1) Preseason NIT at Stanford, CA
- (2) Preseason NIT at New York, NY
- (3) BB&T Classic at Washington, D.C.
- (4) Stanford Invitational at Stanford, CA
- (5) Pete Newell Classic at Oakland, CA
- (6) NCAA Tournament at Seattle, WA

1999-2000

Record: 27-4

Pac-10: 15-3 (T1st)

(H: 12-2, A: 9-1, N: 6-1)

Starters:
 F – Mark Madsen (12.2 ppg, 9.3 rpg)
 F – Casey Jacobsen (14.5 ppg, 3.0 rpg)
 F – Jarron Collins (11.0 ppg, 6.5 rpg)
 G – Michael McDonald (3.1 ppg, 1.7 rpg)
 G – David Moseley (13.0 ppg, 3.5 rpg)

| Date | Opponent | W-L | Score |
|------|-----------------------|-----|------------|
| N-11 | Duke (1) | W | 80-79 (OT) |
| N-12 | Iowa (1) | W | 72-58 |
| N-20 | at UC Santa Barbara | W | 62-49 |
| N-24 | Cal State Bakersfield | W | 72-31 |
| N-27 | Auburn (2) | W | 67-58 |
| D-11 | Georgia Tech (3) | W | 64-61 (OT) |
| D-16 | Nevada | W | 68-39 |
| D-18 | Sacramento State | W | 78-56 |
| D-21 | Mississippi State (4) | W | 76-56 |
| D-29 | New Hampshire (5) | W | 119-60 |
| D-30 | Davidson (5) | W | 87-61 |
| J-6 | * Arizona State | W | 86-67 |
| J-8 | * Arizona | L | 65-68 |
| J-13 | * at Oregon State | W | 73-45 |
| J-15 | * at Oregon | W | 85-71 |
| J-22 | * at California | W | 81-70 |
| J-27 | * Washington | W | 92-62 |

| | | | |
|------|--------------------------|---|------------|
| J-29 | * Washington State | W | 63-38 |
| F-3 | * at UCLA | W | 78-63 |
| F-5 | * at USC | W | 67-57 |
| F-10 | * Oregon | W | 76-61 |
| F-12 | * Oregon State | W | 82-56 |
| F-19 | * California | W | 101-50 |
| F-24 | * at Washington State | W | 89-52 |
| F-26 | * at Washington | W | 77-52 |
| M-2 | * USC | W | 111-68 |
| M-4 | * UCLA | L | 93-94 (OT) |
| M-9 | * at Arizona | L | 81-86 |
| M-11 | * at Arizona State | W | 65-57 |
| M-17 | South Carolina State (6) | W | 84-65 |
| M-19 | North Carolina (6) | L | 53-60 |

- (1) Coaches vs. Cancer at New York, NY
- (2) John Wooden Classic at Anaheim, CA
- (3) Delta Airlines Classic for Kids at Atlanta, GA
- (4) Pete Newell Challenge at Oakland, CA
- (5) Stanford Invitational at Stanford, CA
- (6) NCAA Tournament at Birmingham, AL

2000-01

Record: 31-3

Pac-10: 16-2 (1st)

(H: 12-2, A: 11-0, N: 8-1)

Starters:
 F – Jarron Collins (12.8 ppg, 6.7 rpg)
 F – Ryan Mendez (11.4 ppg, 3.3 rpg)
 C – Jason Collins (14.5 ppg, 7.8 rpg)
 G – Casey Jacobsen (18.1 ppg, 4.0 rpg)
 G – Michael McDonald (8.0 ppg, 2.8 rpg)

| Date | Opponent | W-L | Score |
|------|-----------------------|-----|--------|
| N-18 | San Francisco State | W | 100-49 |
| N-23 | Old Dominion (1) | W | 84-60 |
| N-24 | Memphis (1) | W | 83-60 |
| N-25 | Georgia (1) | W | 71-58 |
| N-29 | UC Riverside | W | 84-41 |
| D-2 | at Long Beach State | W | 86-63 |
| D-18 | Sacred Heart (2) | W | 94-52 |
| D-19 | Georgia Tech (2) | W | 80-66 |
| D-21 | No. 1/1 Duke (3) | W | 84-83 |
| D-29 | Fordham (4) | W | 86-60 |
| D-30 | Santa Clara (4) | W | 78-63 |
| J-4 | * at Arizona State | W | 94-77 |
| J-8 | * at Arizona | W | 85-76 |
| J-11 | * Oregon State | W | 73-49 |
| J-13 | * Oregon | W | 100-76 |
| J-18 | * California | W | 84-58 |
| J-20 | New Mexico | W | 75-44 |
| J-25 | * at Washington | W | 94-63 |
| J-27 | * at Washington State | W | 72-61 |
| F-1 | * USC | W | 77-71 |
| F-3 | * UCLA | L | 73-79 |
| F-8 | * at Oregon | W | 69-62 |
| F-10 | * at Oregon State | W | 82-63 |
| F-17 | * at California | W | 88-56 |
| F-22 | * Washington State | W | 75-64 |
| F-24 | * Washington | W | 99-79 |
| M-1 | * at USC | W | 70-68 |
| M-3 | * at UCLA | W | 85-79 |
| M-8 | * Arizona | L | 75-76 |
| M-10 | * Arizona State | W | 99-75 |
| M-15 | UNC Greensboro (5) | W | 89-60 |
| M-17 | St. Joseph's (5) | W | 90-83 |
| M-22 | Cincinnati (6) | W | 78-65 |
| M-24 | Maryland (6) | L | 73-87 |

- (1) Puerto Rico Shootout at San Juan, Puerto Rico
- (2) Stanford Invitational at Stanford, CA
- (3) Pete Newell Challenge at Oakland, CA
- (4) Cable Car Classic at Santa Clara, CA
- (5) NCAA Tournament at San Diego, CA
- (6) NCAA Tournament at Anaheim, CA

2001-02

Record: 20-10

Pac-10: 12-6 (T2nd)

(H: 10-3, A: 7-3, N: 3-4)

Starters:
 F – Justin Davis (4.6 ppg, 4.1 rpg)
 F – Teyo Johnson (5.8 ppg, 4.0 rpg)
 C – Curtis Borchardt (16.9 ppg, 11.4 rpg)
 G – Casey Jacobsen (21.9 ppg, 4.5 rpg)
 G – Julius Barnes (10.9 ppg, 2.3 rpg)
 G – Tony Giovacchini (3.8 ppg, 2.5 rpg)

| Date | Opponent | W-L | Score |
|------|-----------------------|-----|------------|
| N-17 | at New Mexico | W | 81-66 |
| N-20 | Southern Utah | W | 81-63 |
| N-24 | Purdue (1) | W | 78-62 |
| D-1 | Texas (2) | L | 75-83 (OT) |
| D-15 | Long Beach State | W | 94-77 |
| D-18 | Belmont (3) | W | 97-63 |
| D-19 | Portland State (3) | W | 87-63 |
| D-22 | BYU (4) | L | 76-81 |
| D-29 | Michigan State (5) | W | 75-64 |
| J-4 | * California | W | 82-62 |
| J-6 | * at California | L | 54-68 |
| J-10 | * at Oregon State | W | 67-50 |
| J-12 | * at Oregon | L | 79-87 |
| J-17 | * Washington State | W | 83-50 |
| J-19 | * Washington | W | 105-60 |
| J-24 | * at UCLA | W | 86-76 |
| J-26 | * at USC | L | 82-90 |
| J-31 | * Arizona State | W | 90-81 |
| F-2 | * Arizona | L | 82-88 (OT) |
| F-7 | * Oregon | W | 90-87 (OT) |
| F-9 | * Oregon State | W | 77-55 |
| F-14 | * at Washington | W | 91-65 |
| F-16 | * at Washington State | W | 76-63 |
| F-21 | * USC | L | 58-77 |
| F-23 | * UCLA | L | 92-95 |
| F-28 | * at Arizona | W | 76-71 |
| M-2 | * at Arizona State | W | 81-76 |
| M-7 | USC (6) | L | 78-103 |
| M-14 | Western Kentucky (7) | W | 84-68 |
| M-16 | Kansas (7) | L | 63-86 |

- (1) John Wooden Tradition at Indianapolis, IN
- (2) Dell Classic 4 Kids at Chicago, IL
- (3) Stanford Invitational at Stanford, CA
- (4) Las Vegas Showdown at Las Vegas, NV
- (5) Pete Newell Challenge at Oakland, CA
- (6) Pac-10 Tournament at Los Angeles, CA
- (7) NCAA Tournament at St. Louis, MO

2002-03

Record: 24-9

Pac-10: 14-4 (2nd)

(H: 14-3, A: 7-3, N: 3-3)

Starters:
 F – Justin Davis (10.3 ppg, 7.8 rpg)
 F – Josh Childress (14.1 ppg, 8.1 rpg)
 C – Rob Little (8.8 ppg, 5.7 rpg)
 G – Matt Lottich (11.3 ppg, 2.9 rpg)
 G – Julius Barnes (16.0 ppg, 2.8 rpg)

| Date | Opponent | W-L | Score |
|------|-----------------------|-----|------------|
| N-18 | Boston University (1) | W | 61-57 |
| N-20 | No. 11/11 Xavier (1) | W | 63-62 |
| N-24 | Rice (1) | W | 79-62 |
| N-27 | No. 8/7 Florida (2) | W | 69-65 |
| N-29 | North Carolina (2) | L | 57-74 |
| D-14 | Saint Mary's | W | 76-58 |
| D-16 | Montana (3) | L | 68-70 |
| D-17 | Richmond (3) | L | 69-83 |
| D-19 | UC Irvine | W | 84-57 |
| D-21 | UNLV (4) | W | 77-66 |
| D-28 | Gonzaga (5) | W | 81-71 |
| D-30 | Yale | W | 79-56 |
| J-4 | * at California | L | 59-72 |
| J-9 | * Oregon State | W | 57-54 |
| J-11 | * No. 12/10 Oregon | W | 81-57 |
| J-16 | * at Washington State | W | 73-68 (OT) |
| J-18 | * at Washington | L | 68-73 |
| J-23 | * UCLA | W | 52-51 |
| J-25 | * USC | W | 80-72 |

| | | | |
|------|---------------------------|---|-------|
| J-30 | * at No. 1/1 Arizona | W | 82-77 |
| F-1 | * at Arizona State | W | 58-57 |
| F-6 | * at No. -/23 Oregon | L | 64-79 |
| F-8 | * at Oregon State | W | 84-73 |
| F-13 | * Washington | W | 78-69 |
| F-15 | * Washington State | W | 72-54 |
| F-20 | * at USC | W | 73-67 |
| F-22 | * at UCLA | W | 93-84 |
| F-27 | * Arizona State | W | 88-77 |
| M-1 | * No. 1/1 Arizona | L | 69-72 |
| M-8 | * No. 22/20 California | W | 72-60 |
| M-13 | USC (6) | L | 74-79 |
| M-20 | San Diego (7) | W | 77-69 |
| M-22 | No. 22/24 Connecticut (7) | L | 74-85 |

- (1) Preseason NIT at Stanford, CA
- (2) Preseason NIT at New York, NY
- (3) Stanford Invitational at Stanford, CA
- (4) Las Vegas Shootout at Las Vegas, NV
- (5) Pete Newell Challenge at Oakland, CA
- (6) Pac-10 Tournament at Los Angeles, CA
- (7) NCAA Tournament at Spokane, WA

2003-04

Record: 30-2

Pac-10: 17-1 (1st)

(H: 14-0, A: 10-1, N: 6-1)

Starters:

- F – Justin Davis (10.9 ppg, 6.6 rpg) &
 F – Nick Robinson (6.1 ppg, 3.5 rpg)
 F – Josh Childress (15.7 ppg, 7.5 rpg)
 C – Rob Little (9.7 ppg, 5.5 rpg)
 G – Matt Lottich (12.3 ppg, 3.1 rpg, 3.5 apg)
 G – Chris Hernandez (10.0 ppg, 2.1 rpg, 4.3 apg)

| Date | Opponent | W-L | Score |
|------|-----------------------|-----|--------|
| N-22 | Sacramento State | W | 77-59 |
| N-25 | at UC Irvine | W | 72-59 |
| N-30 | at Rice | W | 60-56 |
| D-7 | No. 1/1 Kansas (1) | W | 64-58 |
| D-13 | UNLV | W | 86-71 |
| D-15 | Florida International | W | 77-50 |
| D-20 | No. 13/15 Gonzaga (2) | W | 87-80 |
| D-22 | Southern Utah | W | 67-37 |
| D-28 | Harvard | W | 100-59 |
| J-2 | * Washington State | W | 73-51 |
| J-4 | * Washington | W | 85-72 |
| J-8 | * at Arizona State | W | 63-62 |
| J-10 | * at No. 3/3 Arizona | W | 82-72 |
| J-17 | * California | W | 68-61 |
| J-22 | * UCLA | W | 67-52 |
| J-24 | * USC | W | 77-67 |
| J-29 | * at Oregon State | W | 62-48 |
| J-31 | * at Oregon | W | 83-80 |
| F-5 | * Arizona State | W | 81-51 |
| F-7 | * No. 12/12 Arizona | W | 80-77 |
| F-14 | * at California | W | 69-58 |
| F-19 | * at USC | W | 76-67 |
| F-21 | * at UCLA | W | 73-60 |
| F-26 | * Oregon State | W | 73-47 |
| F-28 | * Oregon | W | 76-55 |
| M-4 | * at Washington State | W | 63-61 |
| M-6 | * at Washington | L | 62-75 |
| M-11 | Washington State (3) | W | 68-47 |
| M-12 | Oregon (3) | W | 70-63 |
| M-13 | Washington (3) | W | 77-66 |
| M-18 | Texas-San Antonio (4) | W | 71-45 |
| M-20 | Alabama (4) | L | 67-70 |

- (1) John Wooden Classic at Anaheim, CA
- (2) Pete Newell Challenge at Oakland, CA
- (3) Pac-10 Tournament at Los Angeles, CA
- (4) NCAA Tournament at Seattle, WA



TRENT JOHNSON

2004-05

Record: 18-13

Pac-10: 11-7 (3rd)

(H: 10-2, A: 5-6, N: 3-5)

Starters:

- F – Matt Haryasz (12.5 ppg, 9.1 rpg)
 F – Nick Robinson (8.2 ppg, 4.6 rpg)
 C – Rob Little (9.0 ppg, 6.1 rpg)
 G – Dan Grunfeld (17.9 ppg, 5.5 rpg, 1.8 apg)
 G – Chris Hernandez (15.2 ppg, 2.1 rpg, 4.0 apg)
 G – Fred Washington (4.3 ppg, 2.0 rpg, 0.9 apg)

| Date | Opponent | W-L | Score |
|------|------------------------------|-----|-------|
| N-19 | San Francisco (1) | W | 93-83 |
| N-22 | Tennessee (2) | L | 57-69 |
| N-23 | BYU (2) | W | 62-53 |
| N-24 | No. 14/13 Louisville (2) | L | 67-82 |
| N-28 | Santa Clara | L | 76-86 |
| D-11 | No. 20/16 Michigan State (3) | L | 53-78 |
| D-13 | at Denver | W | 56-52 |
| D-18 | UC Davis | W | 72-62 |
| D-22 | Dartmouth | W | 71-54 |
| D-23 | Montana | W | 84-66 |
| D-31 | * at Washington State | L | 51-60 |
| J-2 | * at No. 13/16 Washington | L | 73-76 |
| J-6 | * Arizona State | L | 69-81 |
| J-8 | * No. 13/13 Arizona | W | 87-76 |
| J-15 | * at California | W | 74-58 |
| J-20 | * at UCLA | W | 75-64 |
| J-22 | * at USC | W | 78-70 |
| J-27 | * Oregon State | W | 69-65 |
| J-29 | * Oregon | W | 88-69 |
| F-3 | * at Arizona State | L | 67-74 |
| F-5 | * at No. 15/13 Arizona | L | 72-90 |
| F-12 | * California | W | 71-56 |
| F-17 | * USC | W | 71-62 |
| F-20 | * UCLA | W | 78-65 |
| F-24 | * at Oregon State | L | 83-84 |
| F-26 | * at Oregon | W | 58-56 |
| M-3 | * Washington State | L | 48-59 |
| M-5 | * No. 10/10 Washington | W | 77-67 |
| M-10 | Washington State (4) | W | 60-58 |
| M-11 | No. 8/13 Washington (4) | L | 63-66 |
| M-18 | Mississippi State (5) | L | 70-93 |

- (1) Pete Newell Challenge at Oakland, CA
- (2) EA Sports Maui Invitational at Maui, HI
- (3) Spartan Clash at Auburn Hills, MI
- (4) Pac-10 Tournament at Los Angeles, CA
- (5) NCAA Tournament at Charlotte, NC

2005-06

Record: 16-14

Pac-10: 11-7 (T4th)

(H: 11-3, A: 4-9, N: 1-2)

Starters:

- F – Dan Grunfeld (12.0 ppg, 4.8 rpg)
 F – Taj Finger (4.8 ppg, 3.3 rpg)
 C – Matt Haryasz (16.2 ppg, 8.7 rpg)
 G – Chris Hernandez (14.0 ppg, 2.2 rpg, 3.3 apg)
 G – Mitch Johnson (3.4 ppg, 2.0 rpg, 3.3 apg)

| Date | Opponent | W-L | Score |
|------|---------------------|-----|-------|
| N-19 | UC Irvine | L | 63-79 |
| N-23 | San Francisco | W | 71-56 |
| N-28 | Cal Poly | W | 82-58 |
| D-2 | at Montana | L | 69-88 |
| D-4 | at UC Davis | L | 58-64 |
| D-17 | Virginia Tech (1) | L | 52-59 |
| D-19 | Denver (1) | W | 71-49 |
| D-21 | Princeton (2) | W | 58-34 |
| D-29 | * at No. 11/11 UCLA | L | 54-71 |
| D-31 | * at USC | L | 71-82 |
| J-5 | * Oregon State | W | 80-66 |

| | | | |
|------|---------------------------|---|------------|
| J-7 | * Oregon | W | 64-62 |
| J-13 | * California | W | 75-61 |
| J-19 | * at Arizona | L | 81-90 (OT) |
| J-21 | * at Arizona State | W | 70-64 |
| J-26 | * Washington State | W | 69-59 |
| J-29 | * No. 10/9 Washington | W | 76-67 (OT) |
| F-2 | * at Oregon | W | 57-56 |
| F-4 | * at Oregon State | W | 71-64 |
| F-9 | * at California | L | 62-65 |
| F-11 | * at No. 5/5 Gonzaga | L | 76-80 |
| F-16 | * Arizona State | W | 82-69 |
| F-19 | * Arizona | L | 72-76 |
| F-23 | * at No. 17/19 Washington | L | 57-75 |
| F-25 | * at Washington State | W | 39-37 |
| M-2 | * USC | W | 58-56 |
| M-4 | * No. 15/13 UCLA | L | 54-75 |
| M-9 | Arizona (3) | L | 68-73 |
| M-14 | Virginia (4) | W | 65-49 |
| M-17 | at Missouri State (4) | L | 67-76 |

- (1) Las Vegas Shootout at Las Vegas, NV
- (2) Pete Newell Challenge at Oakland, CA
- (3) Pac-10 Tournament at Los Angeles, CA
- (4) NIT at campus sites

2006-07

Record: 18-13

Pac-10: 10-8 (6th)

(H: 12-5, A: 5-6, N: 1-2)

Starters:

- F – Lawrence Hill (15.7 ppg, 6.0 rpg)
 F – Brook Lopez (12.6 ppg, 6.0 rpg)
 F – Fred Washington (8.2 ppg, 5.2 rpg)
 C – Robin Lopez (7.5 ppg, 5.5 rpg)
 G – Anthony Goods (12.8 ppg, 3.2 rpg)

| Date | Opponent | W-L | Score |
|------|---------------------------------|-----|-------------|
| N-11 | Siena | W | 92-72 |
| N-14 | San Jose State (1) | W | 73-52 |
| N-15 | Air Force (1) | L | 45-79 |
| N-17 | Northwestern | W | 58-53 |
| N-25 | Denver | W | 82-39 |
| N-28 | UC Davis | W | 84-72 |
| D-3 | Texas Tech (2) | W | 70-59 |
| D-16 | Santa Clara | L | 46-62 |
| D-19 | at Fresno State | W | 69-67 |
| D-28 | * at Arizona State | W | 71-60 |
| D-30 | * at No. 7/7 Arizona | L | 75-89 |
| J-3 | * California | L | 63-67 |
| J-7 | at Virginia | W | 76-75 |
| J-11 | * Washington | W | 78-77 |
| J-13 | * No. 22/23 Washington State | W | 71-68 (OT) |
| J-18 | * at No. 9/10 Oregon | L | 59-66 |
| J-20 | * at Oregon State | W | 67-56 |
| J-25 | * No 25/- USC | W | 65-50 |
| J-28 | * No. 3/2 UCLA | W | 75-68 |
| J-31 | Gonzaga | L | 86-90 (2OT) |
| F-3 | * at California | W | 90-71 |
| F-8 | * at No. 14/14 Washington State | L | 45-58 |
| F-11 | * at Washington | L | 52-64 |
| F-15 | * Oregon State | W | 70-55 |
| F-17 | * No. 15/17 Oregon | W | 88-69 |
| F-22 | * at USC | L | 65-69 |
| F-24 | * at No. 4/4 UCLA | L | 61-75 |
| M-1 | * Arizona State | W | 63-53 |
| M-3 | * Arizona | L | 80-85 (OT) |
| M-8 | USC (3) | L | 79-83 (OT) |
| M-15 | No. 16/16 Louisville (4) | L | 58-78 |

- (1) OBE Classic at Stanford, CA
- (2) Pete Newell Challenge at San Jose, CA
- (3) Pac-10 Tournament at Los Angeles, CA
- (4) NCAA Tournament at Lexington, KY

2007-08

Record: 28-8

Pac-10: 13-5 (2nd)

(H: 16-1, A: 8-5, N: 4-2)

Starters:

- F – Brook Lopez (19.3 ppg, 8.2 rpg)
 F – Fred Washington (4.4 ppg, 4.1 rpg)
 C – Robin Lopez (10.2 ppg, 5.7 rpg)
 G – Anthony Goods (10.0 ppg, 2.1 rpg)
 G – Mitch Johnson (6.7 ppg, 5.2 apg)

| Date | Opponent | W-L | Score |
|------|--------------------------------|-----|------------|
| N-9 | Harvard (1) | W | 111-56 |
| N-10 | Northwestern State (1) | W | 97-58 |
| N-11 | UC Santa Barbara (1) | W | 67-48 |
| N-15 | at Northwestern | W | 71-60 |
| N-17 | at Siena | L | 67-79 |
| N-20 | Yale | W | 72-61 |
| N-24 | Colorado State | W | 73-53 |
| N-27 | Sacramento State | W | 84-58 |
| D-2 | at Colorado | W | 67-43 |
| D-19 | Santa Clara | W | 74-48 |
| D-22 | at Texas Tech (2) | W | 62-61 |
| D-29 | Fresno State | W | 55-48 |
| J-3 | * No. 5/5 UCLA | L | 67-76 |
| J-5 | * No. 22/- USC | W | 52-46 |
| J-10 | * at Oregon State | W | 66-46 |
| J-13 | * at Oregon | L | 66-71 |
| J-17 | * Arizona | W | 56-52 |
| J-19 | * No. 22/25 Arizona State | W | 67-52 |
| J-26 | * at California | W | 82-77 |
| J-31 | * at Washington | W | 65-51 |
| F-2 | * at No. 9/9 Washington State | W | 67-65 (OT) |
| F-7 | * Oregon | W | 72-43 |
| F-9 | * Oregon State | W | 71-56 |
| F-14 | * at Arizona State | L | 68-72 (OT) |
| F-16 | * at Arizona | W | 67-66 |
| F-24 | * California | W | 79-69 |
| F-28 | * Washington | W | 82-79 |
| M-1 | * No. 22/22 Washington State | W | 60-53 |
| M-6 | * at No. 3/2 UCLA | L | 67-77 (OT) |
| M-8 | * at USC | L | 64-77 |
| M-13 | Arizona (3) | W | 75-64 |
| M-14 | No. 21/21 Washington State (3) | W | 75-68 |
| M-15 | No. 3/2 UCLA (3) | L | 64-67 |
| M-20 | Cornell (4) | W | 77-53 |
| M-22 | No. 25/25 Marquette (4) | W | 82-81 (OT) |
| M-28 | No. 7/7 Texas (5) | L | 62-82 |

- (1) Basketball Travelers Classic at Stanford, CA
- (2) Big 12/Pac-10 Hardwood Series at Dallas, TX
- (3) Pac-10 Tournament at Los Angeles, CA
- (4) NCAA Tournament at Anaheim, CA
- (5) NCAA Tournament at Houston, TX



JOHNNY DAWKINS

2008-09

Record: 20-14

Pac-10: 6-12 (9th)
(H: 14-4, A: 5-9, N: 1-1)

Starters:
F – Lawrence Hill (13.6 ppg, 5.9 rpg)
F – Landry Fields (12.6 ppg, 6.6 rpg)
C – Josh Owens (6.9 ppg, 3.6 rpg)
G – Anthony Goods (16.2 ppg, 3.3 rpg)
G – Mitch Johnson (6.6 ppg, 3.8 apg)

| Date | Opponent | W-L | Score |
|------|------------------------------|-----|------------|
| N-14 | at Yale | W | 75-67 |
| N-18 | Cal State Northridge | W | 103-85 |
| N-26 | Air Force | W | 76-57 |
| N-29 | Colorado (1) | W | 76-62 |
| D-14 | at Colorado State | W | 74-63 |
| D-17 | Northern Arizona | W | 66-57 |
| D-20 | Northwestern | W | 65-59 |
| D-23 | at Santa Clara | W | 77-69 |
| D-28 | Texas Tech (1) | W | 111-66 |
| D-30 | Hartford | W | 69-55 |
| J-2 | * No. 17/14 Arizona State | L | 60-90 |
| J-4 | * Arizona | W | 76-60 |
| J-8 | * at Washington | L | 83-84 |
| J-10 | * at Washington State | L | 54-55 |
| J-17 | * No. 22/23 California | W | 75-69 |
| J-22 | * Oregon | W | 77-55 |
| J-24 | * Oregon State | L | 62-77 |
| J-29 | * at USC | L | 69-70 |
| J-31 | * at No. 17/16 UCLA | L | 63-97 |
| F-5 | * Washington State | W | 65-54 |
| F-8 | * No. 22/25 Washington | L | 68-75 |
| F-10 | Cal State Bakersfield | W | 85-50 |
| F-14 | * at California | L | 75-82 |
| F-19 | * at Oregon State | L | 54-66 |
| F-21 | * at Oregon | L | 60-68 |
| F-26 | * No. 22/19 UCLA | L | 71-76 |
| F-28 | * USC | W | 75-63 |
| M-5 | * at No. 21/21 Arizona State | W | 74-64 |
| M-7 | * at Arizona | L | 87-101 |
| M-11 | Oregon State (2) | W | 62-54 |
| M-12 | No. 13/10 Washington (2) | L | 73-85 |
| M-18 | Boise State (3) | W | 96-76 |
| M-23 | at Wichita State (3) | W | 70-56 |
| M-25 | at Oregon State (3) | L | 62-65 (OT) |

(1) Big 12/Pac-10 Hardwood Series at Stanford, CA
(2) Pac-10 Tournament at Los Angeles, CA
(3) College Basketball Invitational (CBI) at campus sites

2009-10

Record: 14-18

Pac-10: 7-11 (T6th)
(H: 10-6, A: 2-10, N: 2-2)

Starters:
F – Landry Fields (22.0 ppg, 8.8 rpg)
C – Jack Trotter (6.8 ppg, 4.5 rpg)
G – Jarrett Mann (5.8 ppg, 3.4 rpg)
G – Jeremy Green (16.6 ppg, 3.8 rpg)
G – Drew Shiller (7.5 ppg, 2.8 apg)

| Date | Opponent | W-L | Score |
|------|------------------------|-----|------------|
| N-13 | at San Diego | L | 64-77 |
| N-15 | Cal Poly | W | 70-53 |
| N-18 | Oral Roberts (1) | L | 81-83 |
| N-21 | Florida A&M (1) | W | 99-69 |
| N-24 | Virginia (1) | W | 57-52 |
| N-25 | No. 5/5 Kentucky (1) | L | 65-73 (OT) |
| N-29 | Portland State | W | 83-64 |
| D-13 | UC Davis | W | 85-69 |
| D-16 | Oklahoma State (2) | L | 70-71 |
| D-19 | at Northwestern | L | 62-70 |
| D-22 | at No. 23/- Texas Tech | L | 87-100 |
| D-29 | James Madison | W | 80-76 |
| J-2 | * at California | L | 66-92 |
| J-6 | * USC | W | 54-53 |
| J-9 | * UCLA | W | 70-59 |
| J-14 | * at Washington | L | 61-94 |
| J-16 | * at Washington State | L | 73-77 |
| J-21 | * Oregon State | W | 59-35 |
| J-23 | * Oregon | W | 84-69 |
| J-28 | * at Arizona | L | 68-76 |
| J-30 | * at Arizona State | L | 70-88 |
| F-4 | * at UCLA | L | 73-77 |
| F-6 | * at USC | L | 49-54 |
| F-11 | * Washington State | W | 60-58 |
| F-13 | * Washington | L | 61-78 |
| F-18 | * at Oregon | W | 72-65 |
| F-20 | * at Oregon State | W | 65-55 |
| F-25 | * Arizona State | L | 60-68 |
| F-27 | * Arizona | L | 69-71 |
| M-6 | * California | L | 61-71 |
| M-11 | Arizona State (3) | W | 70-61 |
| M-12 | Washington (3) | L | 64-79 |

(1) Cancun Challenge at Cancun, Mexico
First two games of tournament at campus sites
(2) Big 12/Pac-10 Hardwood Series at Stanford, CA
(3) Pac-10 Tournament at Los Angeles, CA

2010-11

Record: 15-16

Pac-10: 7-11 (T7th)
(H: 11-5, A: 3-8, N: 1-3)

Starters:
F – Dwight Powell (8.1 ppg, 5.2 rpg)
F – Josh Owens (11.6 ppg, 6.5 rpg)
C – Jack Trotter (3.2 ppg, 3.4 rpg)
G – Anthony Brown (8.7 ppg, 3.2 rpg)
G – Jarrett Mann (4.9 ppg, 4.2 rpg)
G – Jeremy Green (16.7 ppg, 3.4 rpg)

| Date | Opponent | W-L | Score |
|------|-----------------------|-----|------------|
| N-15 | San Diego | W | 64-48 |
| N-18 | Virginia | W | 81-60 |
| N-21 | Arkansas-Pine Bluff | W | 92-49 |
| N-25 | Murray State (1) | L | 52-55 |
| N-26 | Tulsa (1) | L | 53-65 |
| N-28 | DePaul (1) | W | 81-74 (OT) |
| D-12 | UC Riverside | W | 55-48 |
| D-15 | North Carolina A&T | W | 76-59 |
| D-18 | at Butler | L | 50-83 |
| D-21 | at Oklahoma State (2) | L | 68-79 |
| D-28 | Yale | W | 60-44 |
| J-2* | California | W | 82-68 |

| | | | |
|------|------------------------|---|-------|
| J-6 | * at Arizona State | W | 55-41 |
| J-8 | * at Arizona | L | 67-57 |
| J-13 | * No. 17/18 Washington | W | 58-56 |
| J-15 | * Washington State | L | 58-61 |
| J-20 | * at USC | L | 42-65 |
| J-22 | * at UCLA | L | 57-68 |
| J-27 | * Oregon | L | 59-67 |
| J-29 | * Oregon State | W | 70-56 |
| F-3 | * No. 21/22 Arizona | L | 69-78 |
| F-5 | * Arizona State | W | 83-75 |
| F-10 | * at Washington State | W | 75-62 |
| F-12 | * at Washington | L | 76-87 |
| F-17 | * UCLA | L | 65-69 |
| F-19 | * USC | L | 53-69 |
| F-24 | * at Oregon State | L | 80-87 |
| F-26 | * at Oregon | W | 88-71 |
| M-1 | Seattle University | W | 77-66 |
| M-5 | * at California | L | 55-74 |
| M-9 | Oregon State (3) | L | 67-69 |

(1) 76 Classic at Anaheim, CA
(2) Big 12/Pac-10 Hardwood Series at Stillwater, OK
(3) Pac-10 Tournament at Los Angeles, CA

2011-12

Record: 26-11

Pac-10: 10-8 (7th)
(H: 17-3, A: 5-6, N: 4-2)

Starters:
F – Josh Owens (11.6 ppg, 5.8 rpg)
F – Andrew Zimmermann (4.0 ppg, 2.5 rpg)
G – Anthony Brown (8.1 ppg, 4.0 rpg)
G – Jarrett Mann (3.7 ppg, 2.9 rpg)
G – Chasson Randle (13.8 ppg, 3.2 rpg)

| Date | Opponent | W-L | Score |
|------|----------------------|-----|---------------|
| N-11 | Central Arkansas | W | 91-52 |
| N-14 | Fresno State (1) | W | 75-59 |
| N-15 | Colorado State (1) | W | 64-52 |
| N-18 | at UC Davis | W | 70-49 |
| N-23 | Oklahoma State (2) | W | 82-67 |
| N-25 | No. 5/5 Syracuse (2) | L | 63-69 |
| N-28 | Pacific | W | 79-37 |
| D-1 | at Seattle | W | 72-49 |
| D-4 | NC State | W | 76-72 |
| D-17 | San Diego | W | 75-55 |
| D-19 | Bethune-Cookman | W | 75-56 |
| D-22 | Butler | L | 66-71 |
| D-29 | UCLA | W | 60-59 |
| D-31 | USC | W | 51-43 |
| J-5 | at Oregon | L | 67-78 |
| J-7 | at Oregon State | W | 103-101 (4OT) |
| J-12 | Utah | W | 68-65 |
| J-14 | Colorado | W | 84-64 |
| J-19 | at Washington State | L | 69-81 |
| J-21 | at Washington | L | 63-76 |
| J-29 | at California | L | 59-69 |
| F-2 | Arizona State | W | 68-44 |
| F-4 | Arizona | L | 43-56 |
| F-9 | at UCLA | L | 61-72 |
| F-12 | at USC | W | 59-47 |
| F-16 | Oregon State | W | 87-82 |
| F-19 | Oregon | L | 64-68 |
| F-23 | at Colorado | W | 74-50 |
| F-25 | at Utah | L | 57-58 |
| M-4 | California | W | 75-70 |
| M-7 | Arizona State (3) | W | 85-65 |
| M-8 | California (3) | L | 71-77 |
| M-13 | Cleveland State (4) | W | 76-65 |
| M-19 | Illinois State (4) | W | 92-88 (OT) |
| M-21 | Nevada (4) | W | 84-56 |
| M-27 | Massachusetts (5) | W | 74-64 |
| M-29 | Minnesota (5) | W | 75-51 |

(1) Dick's Sporting Goods NIT Season Tip-Off at campus sites
(2) Dick's Sporting Goods NIT Season Tip-Off at New York, NY
(3) Pac-12 Tournament at Los Angeles, CA
(4) Postseason NIT at campus sites
(5) Postseason NIT at New York, NY

2012-13

Record: 19-15

Pac-12: 9-9 (T6th)
(H: 12-5, A: 5-7, N: 2-3)

Starters:
F – Dwight Powell (14.9 ppg, 8.4 rpg)
F – Huestis, Josh (10.5 ppg, 9.0 rpg)
F – Andy Brown (6.2 ppg, 2.8 rpg)
G – Chasson Randle (13.6 ppg, 2.9 rpg)
G – Aaron Bright (9.3 ppg, 1.3 rpg)

| Date | Opponent | W-L | Score |
|------|------------------------|-----|------------|
| N-9 | at San Francisco (1) | W | 74-62 |
| N-12 | Cal State Fullerton | W | 81-68 |
| N-15 | Alcorn State (2) | W | 69-51 |
| N-18 | Belmont | L | 62-70 |
| N-22 | No. 13/14 Missouri (3) | L | 70-78 |
| N-23 | Northern Iowa (3) | W | 66-50 |
| N-24 | Minnesota (3) | L | 63-66 |
| N-28 | Seattle | W | 68-57 |
| D-2 | Denver | W | 71-58 |
| D-15 | UC Davis | W | 75-52 |
| D-18 | at No. 25/- NC State | L | 79-88 |
| D-21 | at Northwestern | W | 70-68 |
| D-29 | Lafayette | W | 65-59 |
| J-3 | * at USC | L | 69-71 |
| J-5 | * at UCLA | L | 60-68 |
| J-9 | * Washington State | W | 78-67 |
| J-12 | * Washington | L | 60-65 |
| J-19 | * California | W | 69-59 |
| J-24 | * at Colorado | L | 54-75 |
| J-27 | * at Utah | W | 87-56 |
| J-30 | * No. 10/12 Oregon | W | 76-52 |
| F-3 | * Oregon State | W | 81-73 |
| F-6 | * at No. 7/7 Arizona | L | 66-73 |
| F-9 | * at Arizona State | W | 62-59 |
| F-14 | * USC | L | 64-65 |
| F-16 | * UCLA | L | 80-88 |
| F-21 | * at Oregon State | W | 82-72 |
| F-23 | * at No. 23/23 Oregon | L | 66-77 |
| F-27 | * Colorado | L | 63-65 |
| M-3 | * Utah | W | 84-66 |
| M-6 | * at California | W | 83-70 |
| M-13 | Arizona State (4) | L | 88-89 (OT) |
| M-19 | Stephen F. Austin (5) | W | 58-57 |
| M-23 | at Alabama (5) | L | 54-66 |

(1) at Oakland, CA
(2) Battle 4 Atlantis at campus sites
(3) Battle 4 Atlantis at Paradise Island, Bahamas
(4) Pac-12 Tournament at Las Vegas, NV
(5) Postseason NIT at campus sites

Records vs. Conference

(using current conference alignments)

| ACC (15-25) | | |
|----------------|--------------|------------|
| Opponent | Overall | Postseason |
| Boston College | 0-1 | 0-0 |
| Duke | 2-0 | 0-0 |
| Georgia Tech | 2-1 | 0-0 |
| Maryland | 0-3 | 0-1 |
| Miami | 1-1 | 0-0 |
| North Carolina | 0-10 | 0-1 |
| NC State | 1-1 | 0-0 |
| Notre Dame | 0-3 | 0-0 |
| Pittsburgh | 1-1 | 0-0 |
| Syracuse | 0-1 | 0-0 |
| Virginia | 7-1 | 0-1 |
| Virginia Tech | 0-2 | 0-0 |
| Wake Forest | 1-0 | 1-0 |
| Totals | 15-25 | 1-3 |

| American Athletic (12-13) | | |
|---------------------------|--------------|------------|
| Opponent | Overall | Postseason |
| Central Florida | 1-0 | 0-0 |
| Cincinnati | 1-2 | 1-0 |
| Connecticut | 0-4 | 0-1 |
| Houston | 1-2 | 1-0 |
| Louisville | 0-2 | 0-1 |
| Memphis | 1-0 | 0-0 |
| Rutgers | 1-1 | 0-0 |
| SMU | 2-0 | 0-0 |
| Temple | 5-2 | 0-0 |
| Totals | 12-13 | 2-2 |

| America East (2-0) | | |
|--------------------|------------|------------|
| Opponent | Overall | Postseason |
| Hartford | 1-0 | 0-0 |
| New Hampshire | 1-0 | 0-0 |
| Totals | 2-0 | 0-0 |

| Atlantic-10 (16-8) | | |
|--------------------|-------------|------------|
| Opponent | Overall | Postseason |
| Duquesne | 1-0 | 0-0 |
| Fordham | 3-1 | 0-0 |
| George Washington | 2-1 | 0-0 |
| LaSalle | 1-2 | 0-0 |
| Massachusetts | 3-2 | 2-2 |
| Rhode Island | 3-0 | 1-0 |
| Richmond | 0-2 | 0-0 |
| Saint Joseph's | 1-0 | 1-0 |
| Saint Louis | 2-0 | 0-0 |
| Totals | 16-8 | 4-2 |

| Atlantic Sun (1-1) | | |
|--------------------|------------|------------|
| Opponent | Overall | Postseason |
| Mercer | 0-1 | 0-0 |
| Stetson | 1-0 | 0-0 |
| Totals | 1-1 | 0-0 |

| Big East (12-15) | | |
|------------------|--------------|------------|
| Opponent | Overall | Postseason |
| Butler | 1-2 | 0-0 |
| Creighton | 1-1 | 0-0 |
| DePaul | 2-1 | 0-0 |
| Georgetown | 0-1 | 0-0 |
| Marquette | 1-4 | 1-0 |
| Providence | 1-1 | 0-0 |
| Seton Hall | 4-3 | 0-0 |
| St. John's | 1-1 | 0-0 |
| Villanova | 0-1 | 0-0 |
| Xavier | 1-0 | 0-0 |
| Totals | 12-15 | 1-0 |

| Big Sky (15-2) | | |
|------------------|-------------|------------|
| Opponent | Overall | Postseason |
| Montana | 3-2 | 0-0 |
| Montana State | 2-0 | 0-0 |
| Northern Arizona | 1-0 | 0-0 |
| Portland State | 2-0 | 0-0 |
| Sacramento State | 4-0 | 0-0 |
| Southern Utah | 3-0 | 0-0 |
| Totals | 15-2 | 0-0 |

| Big Ten (33-31) | | |
|-----------------|--------------|------------|
| Opponent | Overall | Postseason |
| Illinois | 2-4 | 0-0 |
| Indiana | 0-4 | 0-0 |
| Iowa | 3-5 | 0-0 |
| Michigan | 3-1 | 0-0 |
| Michigan State | 2-4 | 0-0 |
| Minnesota | 1-5 | 1-0 |
| Nebraska | 6-3 | 0-0 |
| Northwestern | 5-2 | 0-0 |
| Ohio State | 3-0 | 0-0 |
| Purdue | 2-0 | 1-0 |
| Wisconsin | 6-3 | 1-0 |
| Totals | 33-31 | 3-0 |

| Big 12 (12-16) | | |
|----------------|--------------|------------|
| Opponent | Overall | Postseason |
| Baylor | 2-0 | 0-0 |
| Iowa State | 1-0 | 0-0 |
| Kansas | 2-8 | 0-1 |
| Kansas State | 0-1 | 0-0 |
| Oklahoma | 2-1 | 2-0 |
| Oklahoma State | 1-2 | 0-0 |
| Texas | 1-2 | 0-1 |
| Texas Tech | 3-1 | 0-0 |
| West Virginia | 0-1 | 0-0 |
| Totals | 12-16 | 2-2 |

| Big West (53-9) | | |
|----------------------|-------------|------------|
| Opponent | Overall | Postseason |
| Cal Poly | 5-1 | 0-0 |
| Cal State Fullerton | 1-0 | 0-0 |
| Cal State Northridge | 4-0 | 0-0 |
| Hawai'i | 8-3 | 0-1 |
| Long Beach State | 3-0 | 1-0 |
| UC Davis | 16-1 | 0-0 |
| UC Irvine | 5-1 | 0-0 |
| UC Riverside | 5-0 | 0-0 |
| UC Santa Barbara | 6-3 | 0-0 |
| Totals | 53-9 | 1-1 |

| CAA (3-1) | | |
|----------------|------------|------------|
| Opponent | Overall | Postseason |
| Charleston | 1-1 | 1-0 |
| James Madison | 1-0 | 0-0 |
| William & Mary | 1-0 | 0-0 |
| Totals | 3-1 | 1-0 |

| Conference USA (15-3) | | |
|-----------------------|-------------|------------|
| Opponent | Overall | Postseason |
| Charlotte | 1-0 | 1-0 |
| Florida International | 1-0 | 0-0 |
| Louisiana Tech | 1-0 | 0-0 |
| Old Dominion | 1-0 | 0-0 |
| Rice | 8-0 | 2-0 |
| Texas-San Antonio | 1-0 | 1-0 |
| Tulane | 1-2 | 0-0 |
| Tulsa | 0-1 | 0-0 |
| UAB | 1-0 | 0-0 |
| Totals | 15-3 | 4-0 |

| Horizon (4-0) | | |
|-----------------|------------|------------|
| Opponent | Overall | Postseason |
| Cleveland State | 1-0 | 1-0 |
| Valparaiso | 3-0 | 0-0 |
| Totals | 4-0 | 1-0 |

| Ivy League (30-8) | | |
|-------------------|-------------|------------|
| Opponent | Overall | Postseason |
| Brown | 2-0 | 0-0 |
| Columbia | 3-1 | 0-0 |
| Cornell | 3-1 | 1-0 |
| Dartmouth | 5-1 | 2-0 |
| Harvard | 9-0 | 0-0 |
| Penn | 0-2 | 0-0 |
| Princeton | 1-3 | 0-0 |
| Yale | 7-0 | 0-0 |
| Totals | 30-8 | 3-0 |

| MAAC (7-2) | | |
|---------------|------------|------------|
| Opponent | Overall | Postseason |
| Canisius | 1-0 | 0-0 |
| Manhattan | 2-0 | 0-0 |
| Rider | 1-0 | 0-0 |
| Siena | 2-2 | 0-1 |
| St. Peter's | 1-0 | 0-0 |
| Totals | 7-2 | 0-1 |

| MAC (3-2) | | |
|------------------|------------|------------|
| Opponent | Overall | Postseason |
| Bowling Green | 1-0 | 0-0 |
| Miami (Ohio) | 0-1 | 0-0 |
| Ohio | 0-1 | 0-0 |
| Western Michigan | 2-0 | 1-0 |
| Totals | 3-2 | 1-0 |

| MEAC (5-0) | | |
|----------------------|------------|------------|
| Opponent | Overall | Postseason |
| Bethune-Cookman | 1-0 | 0-0 |
| Florida A&M | 1-0 | 0-0 |
| Howard | 1-0 | 0-0 |
| North Carolina A&T | 1-0 | 0-0 |
| South Carolina State | 1-0 | 1-0 |
| Totals | 5-0 | 1-0 |

| Missouri Valley (7-4) | | |
|-----------------------|------------|------------|
| Opponent | Overall | Postseason |
| Bradley | 2-3 | 1-0 |
| Illinois State | 1-0 | 1-0 |
| Missouri State | 1-1 | 0-1 |
| Northern Iowa | 1-0 | 0-0 |
| Southern Illinois | 1-0 | 1-0 |
| Wichita State | 1-0 | 1-0 |
| Totals | 7-4 | 4-1 |

| Mountain West (96-39) | | |
|-----------------------|--------------|------------|
| Opponent | Overall | Postseason |
| Air Force | 6-6 | 0-0 |
| Boise State | 1-0 | 1-0 |
| Colorado State | 7-2 | 0-0 |
| Fresno State | 9-1 | 0-0 |
| Nevada | 21-9 | 1-0 |
| New Mexico | 2-1 | 0-0 |
| San Diego State | 4-0 | 0-0 |
| San Jose State | 38-12 | 0-0 |
| UNLV | 2-1 | 0-0 |
| Utah State | 3-3 | 0-0 |
| Wyoming | 3-4 | 0-0 |
| Totals | 96-39 | 2-0 |

| Northeast (3-0) | | |
|-----------------|------------|------------|
| Opponent | Overall | Postseason |
| Long Island | 2-0 | 0-0 |
| Sacred Heart | 1-0 | 0-0 |
| Totals | 3-0 | 0-0 |

| Ohio Valley (1-2) | | |
|-------------------|------------|------------|
| Opponent | Overall | Postseason |
| Belmont | 1-1 | 0-0 |
| Murray State | 0-1 | 0-0 |
| Totals | 1-2 | 0-0 |

| Pac-12 (715-758) | | |
|------------------|----------------|------------|
| Opponent | Overall | Postseason |
| Arizona | 29-55 | 0-0 |
| Arizona State | 44-31 | 0-0 |
| California | 116-143 | 0-0 |
| Colorado | 9-5 | 2-0 |
| Oregon | 90-48 | 0-0 |
| Oregon State | 66-73 | 0-1 |
| UCLA | 91-138 | 0-0 |
| USC | 120-123 | 0-0 |
| Utah | 10-15 | 0-1 |
| Washington | 70-68 | 0-0 |
| Washington State | 70-59 | 0-0 |
| Totals | 715-758 | 2-2 |

| Patriot League (15-0) | | |
|-----------------------|-------------|------------|
| Opponent | Overall | Postseason |
| American | 3-0 | 0-0 |
| Army | 1-0 | 0-0 |
| Boston University | 1-0 | 0-0 |
| Colgate | 2-0 | 0-0 |
| Lafayette | 2-0 | 0-0 |
| Lehigh | 2-0 | 0-0 |
| Loyola (Md.) | 1-0 | 0-0 |
| Navy | 3-0 | 0-0 |
| Totals | 15-0 | 0-0 |

| SEC (15-12) | | |
|-------------------|--------------|------------|
| Opponent | Overall | Postseason |
| Alabama | 0-3 | 0-3 |
| Arkansas | 1-0 | 0-0 |
| Auburn | 1-0 | 0-0 |
| Florida | 4-0 | 0-0 |
| Georgia | 2-0 | 0-0 |
| Kentucky | 0-3 | 0-1 |
| LSU | 2-2 | 0-0 |
| Mississippi State | 1-1 | 0-1 |
| Missouri | 0-1 | 0-0 |
| South Carolina | 1-0 | 0-0 |
| Tennessee | 0-2 | 0-0 |
| Texas A&M | 1-0 | 0-0 |
| Vanderbilt | 2-0 | 0-0 |
| Totals | 15-12 | 0-5 |

| Southern (6-0) | | |
|----------------|------------|------------|
| Opponent | Overall | Postseason |
| Davidson | 1-0 | 0-0 |
| Elon | 1-0 | 0-0 |
| Furman | 2-0 | 0-0 |
| UNC Greensboro | 2-0 | 1-0 |
| Totals | 6-0 | 1-0 |

| Southland (4-1) | | |
|--------------------|------------|------------|
| Opponent | Overall | Postseason |
| Central Arkansas | 1-0 | 0-0 |
| McNeese State | 1-0 | 0-0 |
| Northwestern State | 1-0 | 0-0 |
| Oral Roberts | 0-1 | 0-0 |
| Stephen F. Austin | 1-0 | 1-0 |
| Totals | 4-1 | 1-0 |

| SWAC (3-0) | | |
|---------------------|------------|------------|
| Opponent | Overall | Postseason |
| Alcorn State | 2-0 | 1-0 |
| Arkansas-Pine Bluff | 1-0 | 0-0 |
| Totals | 3-0 | 1-0 |

| Summit (8-2) | | |
|---------------|------------|------------|
| Opponent | Overall | Postseason |
| Denver | 8-2 | 0-0 |
| Totals | 8-2 | 0-0 |

| Sun Belt (1-2) | | |
|------------------|------------|------------|
| Opponent | Overall | Postseason |
| Arkansas State | 0-1 | 0-1 |
| Western Kentucky | 1-1 | 1-0 |
| Totals | 1-2 | 1-1 |

| WCC (182-77) | | |
|------------------|---------------|------------|
| Opponent | Overall | Postseason |
| BYU | 2-4 | 0-0 |
| Gonzaga | 2-4 | 0-2 |
| Loyola Marymount | 5-0 | 0-0 |
| Pacific | 32-3 | 0-0 |
| Portland | 1-2 | 0-0 |
| Saint Mary's | 40-15 | 0-0 |
| San Diego | 5-2 | 1-0 |
| San Francisco | 45-21 | 0-0 |
| Santa Clara | 50-26 | 0-0 |
| Totals | 182-77 | 1-2 |

| WAC (12-3) | | |
|----------------------|-------------|------------|
| Opponent | Overall | Postseason |
| Idaho | 6-3 | 0-0 |
| Missouri-Kansas City | 1-0 | 0-0 |
| Seattle | 5-0 | 0-0 |
| Totals | 12-3 | 0-0 |

Stanford Records vs. Opponents

Air Force (6-6)

| | | | |
|---------|---|---|-------|
| 1996-67 | H | W | 80-65 |
| 1967-68 | A | L | 53-55 |
| 1968-69 | A | L | 64-65 |
| 1969-70 | H | W | 90-69 |
| 1971-72 | H | W | 92-66 |
| 1973-74 | A | L | 58-75 |
| 1974-75 | H | W | 69-48 |
| 1976-77 | A | L | 62-69 |
| 1979-80 | A | L | 59-61 |
| 1980-81 | H | W | 58-52 |
| 2006-07 | H | L | 45-79 |
| 2008-09 | H | W | 76-57 |

Alabama (0-3)

| | | | |
|---------|---|---|-------|
| 1991-92 | N | L | 75-80 |
| 2003-04 | N | L | 67-70 |
| 2012-13 | A | L | 54-66 |

Alaska-Anchorage (3-0)

| | | | |
|---------|---|---|--------|
| 1977-78 | H | W | 109-98 |
| 1996-97 | A | W | 91-69 |
| 1996-97 | H | W | 105-70 |

Alcorn State (2-0)

| | | | |
|---------|---|---|-------|
| 1998-99 | N | W | 69-57 |
| 2012-13 | H | W | 69-51 |

American (3-0)

| | | | |
|---------|---|---|-------|
| 1992-93 | H | W | 57-56 |
| 1994-95 | A | W | 97-71 |
| 1995-96 | H | W | 80-52 |

Arizona (29-55)

| | | | |
|---------|---|---|-------|
| 1937-38 | A | W | 44-38 |
| 1941-42 | A | W | 56-26 |
| 1941-42 | A | W | 54-33 |
| 1954-55 | A | W | 66-56 |
| 1958-59 | H | W | 74-69 |
| 1965-66 | A | L | 54-94 |
| 1966-67 | H | W | 82-67 |
| 1968-69 | N | L | 64-75 |
| 1972-73 | H | W | 75-68 |
| 1974-75 | A | L | 67-80 |
| 1976-77 | A | L | 82-90 |
| 1978-79 | A | L | 64-74 |
| 1978-79 | A | L | 62-63 |
| 1979-80 | H | W | 99-80 |
| 1979-80 | A | L | 88-95 |
| 1980-81 | H | L | 81-91 |
| 1980-81 | A | L | 69-73 |
| 1981-82 | A | L | 54-61 |
| 1981-82 | H | L | 67-72 |
| 1982-83 | H | W | 86-69 |
| 1982-83 | A | L | 73-74 |
| 1983-84 | A | W | 74-66 |
| 1983-84 | H | L | 76-87 |
| 1984-85 | H | W | 55-51 |
| 1984-85 | A | L | 56-68 |
| 1985-86 | A | L | 69-77 |
| 1985-86 | H | W | 62-56 |
| 1986-87 | A | L | 70-77 |
| 1986-87 | H | W | 75-73 |
| 1987-88 | A | L | 65-90 |
| 1987-88 | H | W | 82-74 |
| 1987-88 | A | L | 83-97 |
| 1988-89 | H | W | 83-78 |
| 1988-89 | A | L | 52-72 |
| 1988-89 | N | L | 51-73 |
| 1989-90 | A | L | 61-68 |
| 1989-90 | H | L | 61-80 |
| 1989-90 | N | L | 61-85 |
| 1990-91 | H | L | 76-78 |
| 1990-91 | A | L | 51-89 |
| 1991-92 | H | L | 70-72 |
| 1991-92 | A | L | 83-89 |
| 1992-93 | A | L | 61-96 |
| 1992-93 | H | L | 80-94 |

| | | | |
|---------|---|---|------------|
| 1993-94 | A | L | 72-89 |
| 1993-94 | H | L | 60-77 |
| 1994-95 | H | L | 83-89 (OT) |
| 1994-95 | A | L | 73-84 |
| 1995-96 | H | W | 80-71 |
| 1995-96 | A | W | 85-79 |
| 1996-97 | A | L | 75-76 |
| 1996-97 | H | W | 81-80 |
| 1997-98 | H | L | 75-93 |
| 1997-98 | A | L | 58-90 |
| 1998-99 | A | L | 76-78 |
| 1998-99 | H | W | 98-83 |
| 1999-00 | H | L | 65-68 |
| 1999-00 | A | L | 81-86 |
| 2000-01 | A | W | 85-76 |
| 2000-01 | H | L | 75-76 |
| 2001-02 | H | L | 82-88 (OT) |
| 2001-02 | A | W | 76-71 |
| 2002-03 | A | W | 82-77 |
| 2002-03 | H | L | 69-72 |
| 2003-04 | A | W | 82-72 |
| 2003-04 | N | W | 80-77 |
| 2004-05 | H | W | 87-76 |
| 2004-05 | A | L | 72-90 |
| 2005-06 | A | L | 81-90 |
| 2005-06 | H | L | 72-76 |
| 2005-06 | N | L | 68-73 |
| 2006-07 | A | L | 79-85 |
| 2006-07 | H | L | 80-85 (OT) |
| 2007-08 | H | W | 56-52 |
| 2007-08 | A | W | 67-66 |
| 2007-08 | N | W | 75-64 |
| 2008-09 | H | W | 76-60 |
| 2008-09 | A | L | 87-101 |
| 2009-10 | A | L | 68-76 |
| 2009-10 | H | L | 69-71 |
| 2010-11 | A | L | 57-67 |
| 2010-11 | H | L | 69-78 |
| 2011-12 | H | L | 43-56 |
| 2012-13 | A | L | 66-73 |

Biggest Win: 30 points (56-26), 1941-42
Biggest Loss: 40 points (54-94), 1965-66
Current Streak: 7, Arizona

Arizona State (44-31)

| | | | |
|---------|---|---|-------------|
| 1957-58 | H | W | 78-71 |
| 1963-64 | A | L | 60-61 |
| 1965-66 | A | L | 71-82 |
| 1966-67 | H | W | 87-73 |
| 1978-79 | A | L | 68-80 |
| 1978-79 | H | W | 75-61 |
| 1979-80 | H | L | 64-70 |
| 1979-80 | A | L | 80-93 |
| 1980-81 | H | L | 66-84 |
| 1980-81 | A | L | 54-79 |
| 1981-82 | A | L | 58-66 |
| 1981-82 | H | L | 69-70 |
| 1982-83 | H | W | 86-80 |
| 1982-83 | H | L | 72-76 (2OT) |
| 1983-84 | A | W | 64-58 |
| 1983-84 | H | W | 74-66 |
| 1984-85 | H | L | 74-89 |
| 1984-85 | A | L | 75-91 |
| 1985-86 | A | W | 66-59 |
| 1985-86 | H | L | 75-77 (OT) |
| 1986-87 | A | W | 69-65 |
| 1986-87 | H | W | 97-92 (OT) |
| 1987-88 | A | L | 80-104 |
| 1987-88 | H | W | 96-63 |
| 1988-89 | H | W | 94-65 |
| 1988-89 | A | W | 75-60 |
| 1989-90 | A | L | 53-64 |
| 1989-90 | H | W | 57-44 |
| 1990-91 | H | L | 47-58 |
| 1990-91 | A | L | 57-75 |
| 1991-92 | H | W | 86-73 |
| 1991-92 | A | L | 71-76 |
| 1992-93 | A | L | 87-109 |
| 1992-93 | H | L | 71-75 |

| | | | |
|---------|---|---|------------|
| 1993-94 | A | L | 67-78 |
| 1993-94 | H | L | 69-71 |
| 1994-95 | H | W | 91-75 |
| 1994-95 | A | L | 70-79 |
| 1995-96 | H | W | 83-70 |
| 1995-96 | A | W | 67-53 |
| 1996-97 | A | W | 81-65 |
| 1996-97 | H | W | 86-63 |
| 1997-98 | H | L | 87-90 (OT) |
| 1997-98 | A | W | 86-73 |
| 1998-99 | A | W | 73-63 |
| 1998-99 | H | W | 87-77 (OT) |
| 1999-00 | H | W | 86-67 |
| 1999-00 | A | W | 65-57 |
| 2000-01 | A | W | 94-77 |
| 2000-01 | H | W | 99-75 |
| 2001-02 | H | W | 90-81 |
| 2001-02 | A | W | 81-76 |
| 2002-03 | A | W | 58-57 |
| 2002-03 | H | W | 88-77 |
| 2003-04 | A | W | 63-62 |
| 2003-04 | H | W | 81-51 |
| 2004-05 | H | L | 69-81 |
| 2004-05 | A | L | 67-74 |
| 2005-06 | A | W | 70-64 |
| 2005-06 | H | W | 82-69 |
| 2006-07 | A | W | 71-60 |
| 2006-07 | H | W | 63-53 |
| 2007-08 | H | W | 67-52 |
| 2007-08 | A | L | 68-72 (OT) |
| 2008-09 | H | L | 60-90 |
| 2008-09 | A | W | 74-64 |
| 2009-10 | A | L | 70-88 |
| 2009-10 | H | L | 60-68 |
| 2009-10 | N | W | 70-61 |
| 2010-11 | A | W | 55-41 |
| 2010-11 | H | W | 83-75 |
| 2011-12 | H | W | 68-44 |
| 2011-12 | N | W | 85-65 |
| 2012-13 | A | W | 62-59 |

2012-13 N L 88-89 (OT)
Biggest Win: 33 points (96-63), 1987-88
Biggest Loss: 30 points (90-60), 2008-09
Current Streak: 1, Arizona State

Arkansas (1-0)

| | | | |
|---------|---|---|-------|
| 1947-48 | N | W | 60-53 |
|---------|---|---|-------|

Arkansas-Pine Bluff (1-0)

| | | | |
|---------|---|---|-------|
| 2010-11 | H | W | 92-49 |
|---------|---|---|-------|

Arkansas State (0-1)

| | | | |
|---------|---|---|-------|
| 1987-88 | H | L | 59-60 |
|---------|---|---|-------|

Army (1-0)

| | | | |
|---------|---|---|-------|
| 1984-85 | N | W | 75-60 |
|---------|---|---|-------|

Auburn (1-0)

| | | | |
|---------|---|---|-------|
| 1999-00 | N | W | 67-58 |
|---------|---|---|-------|

Baltimore (1-0)

| | | | |
|---------|---|---|-------|
| 1939-40 | A | W | 45-43 |
|---------|---|---|-------|

Baylor (2-0)

| | | | |
|---------|---|---|-------|
| 1950-51 | H | W | 83-67 |
| 1987-88 | N | W | 69-56 |

Belmont (1-1)

| | | | |
|---------|---|---|-------|
| 2001-02 | H | W | 97-63 |
| 2012-13 | H | L | 62-70 |

Bethune-Cookman (1-0)

| | | | |
|---------|---|---|-------|
| 2011-12 | H | W | 75-56 |
|---------|---|---|-------|

Boise State (1-0)

| | | | |
|---------|---|---|-------|
| 2008-09 | H | W | 96-76 |
|---------|---|---|-------|



Landry Fields

Boston College (0-1)

1979-80 N L 89-97

Boston University (1-0)

2002-03 H W 61-57

Bowling Green (1-0)

1971-72 N W 90-82

Bradley (2-3)

1946-47 A L 51-56

1947-48 H L 46-47

1950-51 N L 58-61

1952-53 N W 87-73

1996-97 N W 66-58

Brown (2-0)

1982-83 H W 88-71

1987-88 H W 90-78

Butler (1-2)

1997-98 N W 99-86

2010-11 A L 50-83

2011-12 H L 66-71

BYU (2-4)

1968-69 H L 89-95

1968-69 H W 94-78

1970-71 A L 67-70

1970-71 A L 64-85

2001-02 N L 76-81

2004-05 N W 62-53

BYU-Hawaii (1-0)

1983-84 H W 98-89

California (116-143)

1913-14 H L 12-32

1913-14 H L 17-37

1914-15 H L 22-38

1914-15 H L 22-35

1915-16 H L 28-32

1915-16 A L 26-46

1916-17 A L 14-20

1916-17 H L 20-29

1917-18 H W 22-18

1917-18 A L 24-27

1917-18 H L 17-26

1918-19 A L 26-29

1918-19 H L 25-35

1919-20 H W 27-20

1919-20 A W 33-24

1920-21 A L 24-30

1920-21 H W 30-25

1920-21 N W 25-21

1921-22 H L 14-24

1921-22 N L 17-27

1922-23 A L 23-26

1922-23 H W 18-17

1922-23 A L 20-30

1922-23 H L 33-17

1923-24 H W 18-17

1923-24 A L 25-26

1923-24 H L 23-27

1923-24 A L 23-26

1924-25 H L 13-17

1924-25 A L 18-22 (OT)

1924-25 H W 16-15

1924-25 A L 16-17

1925-26 H L 17-18

1925-26 A L 16-24

1926-27 A L 24-32

1926-27 H L 19-29

1927-28 N L 25-31

1927-28 N L 12-29

1927-28 N L 17-28

1928-29 N L 23-41

1928-29 H L 17-19

1928-29 N L 18-27

1929-30 H L 30-36

1929-30 N L 31-38

1929-30 H L 25-41

1930-31 N W 37-32

1930-31 H L 34-37

1930-31 N L 32-46

1931-32 H L 19-25

1931-32 N L 16-33

1931-32 H L 18-29

1932-33 A L 22-37

1932-33 H L 18-28

1932-33 A L 23-41

1933-34 H L 34-43

1933-34 A L 25-42

1933-34 A W 34-20

1933-34 H L 15-43

1934-35 A L 45-31

1934-35 H L 31-37

1934-35 H W 34-38

1934-35 A L 43-50

1935-36 H L 41-38

1935-36 A L 35-39

1935-36 A L 30-63

1935-36 H W 40-26

1936-37 A W 51-35

1936-37 H W 50-37

1936-37 A W 36-32

1936-37 H L 31-44

1937-38 A L 44-47

1937-38 H W 62-33

1937-38 H W 41-39

1937-38 A W 63-42

1938-39 H L 29-45

1938-39 A L 25-43

1938-39 A W 39-35

1938-39 H L 32-43

1939-40 H W 55-32

1939-40 A L 36-38

1939-40 A W 35-33

1939-40 H L 27-31

1940-41 A W 35-31

1940-41 H W 49-42

1940-41 A L 29-40

1940-41 H W 49-36

1941-42 H W 51-35

1941-42 A W 38-36

1941-42 H W 59-49

1941-42 A W 32-30

1942-43 A L 32-33

1942-43 H W 36-34

1942-43 A W 53-45

1942-43 H W 48-43

1945-46 H L 36-47

1945-46 A L 28-47

1945-46 A L 31-42

1945-46 H L 37-53

1946-47 A L 46-47

1946-47 H L 36-48

1946-47 H L 40-46

1946-47 A L 46-88

1947-48 H L 34-40

1947-48 A L 46-50

1947-48 A L 38-45

1947-48 H W 45-49

1948-49 N L 54-56

1948-49 A W 66-65

1948-49 H W 55-48

1948-49 H W 56-53

1948-49 A W 55-46

1949-50 H L 55-60

1949-50 A W 50-47

1949-50 A W 58-46

1949-50 H L 55-64

1950-51 A L 41-73

1950-51 H W 64-60

1950-51 N W 75-57

1950-51 A W 57-56

1951-52 H W 81-74

1951-52 A L 63-72

1951-52 A L 52-66

1951-52 H W 70-65

1952-53 A L 54-68

1952-53 H W 76-60

1952-53 H L 62-82

1952-53 A L 63-97

1953-54 H L 68-83

1953-54 A L 50-56

1953-54 A L 80-98

1953-54 H W 80-70

1954-55 A W 59-57

1954-55 H W 75-67

1954-55 H W 90-84

1954-55 A W 77-68

1955-56 A W 66-63

1955-56 H W 70-68

1956-57 A L 45-59

1956-57 H L 64-67 (OT)

1957-58 A L 45-60

1957-58 H L 59-67

1958-59 H W 56-53

1958-59 A L 46-67

1959-60 H L 43-52

1959-60 A L 42-51

1959-60 H L 51-70

1960-61 H L 36-40

1960-61 A W 53-52

1960-61 H L 50-52

1960-61 A L 61-64

1961-62 H W 74-42

1961-62 A W 64-51

1961-62 H W 59-54

1962-63 A W 70-68 (2OT)

1962-63 H L 60-61

1962-63 A W 68-58

1963-64 A W 69-57

1963-64 H L 52-59

1963-64 H W 61-59 (OT)

1964-65 A W 86-79

1964-65 H W 72-59

1965-66 A W 63-59

1965-66 H L 73-88

1966-67 A W 83-67

1966-67 H L 58-83

1967-68 A L 81-88

1967-68 H W 64-51

1968-69 A L 65-73

1968-69 H W 83-79

1969-70 H W 73-71

1969-70 A L 83-100

1970-71 A L 74-99

1970-71 H L 84-100

1971-72 H W 93-86

1971-72 A L 70-84

1972-73 A W 73-68

1972-73 H W 70-66

1973-74 H W 71-53

1973-74 A L 68-71

1974-75 A L 46-60

1974-75 H L 73-78

1975-76 H L 85-89 (2OT)

1975-76 A W 73-65

1976-77 H W 85-66

1976-77 A L 91-101

1977-78 H L 68-84

1977-78 A W 86-85

1978-79 A W 73-50

1978-79 H W 54-49

1979-80 H L 69-77

1979-80 A W 75-74

1980-81 A L 56-58

1980-81 H W 81-72

1981-82 H L 78-87

1981-82 A L 59-78

1982-83 A L 61-75

1982-83 H L 64-66

1983-84 H L 64-66

1983-84 A W 62-51

1984-85 A L 72-87

1984-85 H L 41-43 (2OT)



Taj Finger

| | | | |
|---------|---|----|--------|
| 1985-86 | H | L | 69-75 |
| 1985-86 | A | L | 53-81 |
| 1986-87 | A | L | 72-87 |
| 1986-87 | H | W | 88-80 |
| 1987-88 | H | W | 70-54 |
| 1987-88 | A | W | 71-61 |
| 1988-89 | A | L | 64-75 |
| 1988-89 | H | W | 97-71 |
| 1989-90 | H | L | 63-66 |
| 1989-90 | A | W | 79-58 |
| 1989-90 | N | W | 77-61 |
| 1990-91 | H | W | 90-72 |
| 1990-91 | A | L | 70-75 |
| 1991-92 | H | W | 76-61 |
| 1991-92 | A | W | 92-66 |
| 1992-93 | A | L | 66-83 |
| 1992-93 | H | L | 61-86 |
| 1993-94 | H | W | 88-79 |
| 1993-94 | A | L | 62-80 |
| 1994-95 | A | W | 78-73 |
| 1994-95 | H | W | 83-70 |
| 1995-96 | H | W | 93-79 |
| 1995-96 | A | L* | 69-85 |
| 1996-97 | A | L | 64-70 |
| 1996-97 | H | W | 73-63 |
| 1997-98 | H | W | 84-74 |
| 1997-98 | A | W | 74-72 |
| 1998-99 | H | W | 71-62 |
| 1998-99 | A | W | 57-55 |
| 1999-00 | A | W | 81-70 |
| 1999-00 | H | W | 101-50 |
| 2000-01 | H | W | 84-58 |
| 2000-01 | A | W | 88-56 |
| 2001-02 | H | W | 82-62 |
| 2001-02 | A | L | 54-68 |
| 2002-03 | A | L | 59-72 |
| 2002-03 | H | W | 72-60 |
| 2003-04 | H | W | 68-61 |
| 2003-04 | A | W | 69-58 |
| 2004-05 | A | W | 74-58 |
| 2004-05 | H | W | 71-56 |
| 2005-06 | H | W | 75-61 |
| 2005-06 | A | L | 62-65 |
| 2006-07 | H | L | 63-67 |
| 2006-07 | A | W | 90-71 |
| 2007-08 | A | W | 82-77 |
| 2007-08 | H | W | 79-69 |
| 2008-09 | H | W | 75-69 |
| 2008-09 | A | L | 75-82 |
| 2009-10 | A | L | 66-92 |
| 2009-10 | H | L | 61-71 |
| 2010-11 | H | W | 82-68 |
| 2010-11 | A | L | 55-74 |
| 2011-12 | A | L | 59-69 |
| 2011-12 | H | W | 75-70 |
| 2011-12 | N | L | 71-77 |
| 2012-13 | H | W | 69-59 |
| 2012-13 | A | W | 83-70 |

*game later forfeited by Cal

Biggest Win: 51 points (101-50), 1999-00

Biggest Loss: 40 points (48-88), 1946-47

Current Streak: 2, Stanford

Cal Poly (5-1)

| | | | |
|---------|---|---|-------|
| 1976-77 | H | L | 61-79 |
| 1977-78 | H | W | 82-71 |
| 1989-90 | H | W | 88-56 |
| 1994-95 | H | W | 94-52 |
| 2005-06 | H | W | 82-58 |
| 2009-10 | H | W | 70-53 |

Cal Poly Pomona (4-0)

| | | | |
|---------|---|---|------------|
| 1951-52 | H | W | 82-67 |
| 1975-76 | H | W | 63-61 |
| 1977-78 | H | W | 92-91 (OT) |
| 1978-79 | H | W | 89-75 |

Cal State Bakersfield (2-0)

| | | | |
|---------|---|---|-------|
| 1999-00 | H | W | 72-31 |
| 2008-09 | H | W | 85-50 |

Cal State

Dominguez Hills (1-0)

| | | | |
|---------|---|---|-------|
| 1982-83 | H | W | 72-54 |
|---------|---|---|-------|

Cal State Fullerton (1-0)

| | | | |
|---------|---|---|-------|
| 2012-13 | H | W | 81-68 |
|---------|---|---|-------|

Cal State Northridge (4-0)

| | | | |
|---------|---|---|--------|
| 1976-77 | H | W | 86-67 |
| 1991-92 | H | W | 80-59 |
| 1993-94 | H | W | 89-58 |
| 2008-09 | H | W | 103-85 |

Canisius (1-0)

| | | | |
|---------|---|---|-------|
| 1936-37 | A | W | 39-29 |
|---------|---|---|-------|

Carleton (1-0)

| | | | |
|---------|---|---|-------|
| 1946-47 | A | W | 54-41 |
|---------|---|---|-------|

Centenary (1-0)

| | | | |
|---------|---|---|-------|
| 1956-57 | A | W | 73-67 |
|---------|---|---|-------|

Central Arkansas (1-0)

| | | | |
|---------|---|---|-------|
| 2011-12 | H | W | 91-52 |
|---------|---|---|-------|

Central Florida (1-0)

| | | | |
|---------|---|---|-------|
| 1990-91 | N | W | 70-61 |
|---------|---|---|-------|

Chaminade (3-1)

| | | | |
|---------|---|---|-------|
| 1983-84 | A | W | 60-55 |
| 1985-86 | A | W | 77-59 |
| 1987-88 | A | W | 93-82 |
| 1992-93 | A | L | 63-71 |

Charlotte (1-0)

| | | | |
|---------|---|---|-------|
| 1994-95 | N | W | 70-68 |
|---------|---|---|-------|

Chico State (0-1)

| | | | |
|---------|---|---|-------|
| 1982-83 | H | L | 78-82 |
|---------|---|---|-------|

Cincinnati (1-2)

| | | | |
|---------|---|---|-------|
| 1968-69 | H | L | 49-60 |
| 1969-70 | A | L | 76-80 |
| 2000-01 | N | W | 78-65 |

Cleveland State (1-0)

| | | | |
|---------|---|---|-------|
| 2011-12 | H | W | 76-65 |
|---------|---|---|-------|

Colgate (2-0)

| | | | |
|---------|---|---|-------|
| 1989-90 | H | W | 77-66 |
| 1994-95 | H | W | 82-70 |

College of Charleston (1-1)

| | | | |
|---------|---|---|-------|
| 1996-97 | N | L | 78-82 |
| 1997-98 | N | W | 67-57 |

Colorado (9-5)

| | | | |
|---------|---|---|-------|
| 1932-33 | A | W | 25-21 |
| 1932-33 | A | L | 24-29 |
| 1941-42 | N | W | 46-35 |
| 1950-51 | N | W | 62-60 |
| 1951-52 | N | W | 75-69 |
| 1957-58 | A | L | 58-61 |
| 1990-91 | A | L | 79-89 |
| 1991-92 | H | W | 71-58 |
| 2007-08 | A | W | 67-43 |
| 2008-09 | H | W | 76-62 |
| 2011-12 | H | W | 84-64 |
| 2011-12 | A | W | 74-50 |
| 2012-13 | A | L | 54-75 |
| 2012-13 | H | L | 63-65 |

Biggest Win: 24 points, 2x, last (74-50), 2011-12

Biggest Loss: 10 points (79-89), 1990-91

Current Streak: 2, Colorado

Colorado State (7-2)

| | | | |
|---------|---|---|-------|
| 1932-33 | A | L | 24-32 |
| 1972-73 | A | L | 72-77 |
| 1973-74 | H | W | 56-45 |
| 1976-77 | A | W | 83-76 |
| 1977-78 | H | W | 86-73 |
| 1988-89 | H | W | 63-49 |
| 2007-08 | H | W | 73-53 |
| 2008-09 | A | W | 74-63 |
| 2011-12 | H | W | 64-52 |

Columbia (3-1)

| | | | |
|---------|---|---|-------|
| 1939-40 | N | W | 55-31 |
| 1968-69 | N | L | 66-69 |
| 1970-71 | H | W | 85-76 |
| 1986-87 | H | W | 76-66 |

Connecticut (0-4)

| | | | |
|---------|---|---|-------|
| 1956-57 | N | L | 56-57 |
| 1997-98 | A | L | 56-76 |
| 1998-99 | H | L | 59-70 |
| 2002-03 | N | L | 74-85 |

Cornell (3-1)

| | | | |
|---------|---|---|-------|
| 1950-51 | A | L | 56-59 |
| 1988-89 | H | W | 90-45 |
| 1994-95 | H | W | 67-55 |
| 2007-08 | N | W | 77-53 |

Creighton (1-1)

| | | | |
|---------|---|---|-------|
| 1934-35 | A | W | 33-29 |
| 1934-35 | A | L | 26-31 |

Dartmouth (5-1)

| | | | |
|---------|---|---|--------|
| 1938-39 | H | L | 47-48 |
| 1939-40 | A | W | 55-29 |
| 1941-42 | N | W | 55-38 |
| 1955-56 | N | W | 56-55 |
| 1971-72 | H | W | 102-85 |
| 2004-05 | H | W | 71-54 |

Davidson (1-0)

| | | | |
|---------|---|---|-------|
| 1999-00 | H | W | 87-61 |
|---------|---|---|-------|

Denver (8-2)

| | | | |
|---------|---|---|--------|
| 1946-47 | A | L | 47-48 |
| 1957-58 | A | W | 77-70 |
| 1966-67 | H | W | 66-58 |
| 1967-68 | A | W | 84-82 |
| 1972-73 | A | L | 74-77 |
| 1973-74 | H | W | 108-82 |
| 2004-05 | A | W | 56-52 |
| 2005-06 | H | W | 71-49 |
| 2006-07 | H | W | 82-39 |
| 2012-13 | H | W | 71-58 |

DePaul (2-1)

| | | | |
|---------|---|---|------------|
| 1966-67 | H | W | 88-75 |
| 1992-93 | H | L | 67-76 |
| 2010-11 | N | W | 81-74 (OT) |

Duke (2-0)

| | | | |
|---------|---|---|------------|
| 1999-00 | N | W | 80-79 (OT) |
| 2000-01 | N | W | 84-83 |

Duquesne (1-0)

| | | | |
|---------|---|---|-------|
| 1937-38 | N | W | 92-27 |
|---------|---|---|-------|

Eastern Montana (1-0)

| | | | |
|---------|---|---|-------|
| 1983-84 | H | W | 80-69 |
|---------|---|---|-------|

Elon (1-0)

| | | | |
|---------|---|---|-------|
| 1998-99 | H | W | 82-58 |
|---------|---|---|-------|

Florida (4-0)

| | | | |
|---------|---|---|-------|
| 1974-75 | H | W | 80-70 |
| 1988-89 | N | W | 84-69 |
| 1990-91 | H | W | 86-74 |
| 2002-03 | N | W | 69-65 |

Florida A&M (1-0)

| | | | |
|---------|---|---|-------|
| 2009-10 | H | W | 99-69 |
|---------|---|---|-------|

Florida International (1-0)

| | | | |
|---------|---|---|-------|
| 2003-04 | H | W | 77-50 |
|---------|---|---|-------|

Fordham (3-1)

| | | | |
|---------|---|---|-------|
| 1960-61 | H | W | 59-44 |
| 1972-73 | H | W | 77-54 |
| 1985-86 | N | L | 66-69 |
| 2000-01 | N | W | 86-60 |

Fresno State (9-1)

| | | | |
|---------|---|---|-------|
| 1926-27 | A | L | 21-23 |
| 1927-28 | H | W | 25-20 |
| 1938-39 | H | W | 60-32 |
| 1946-47 | H | W | 44-34 |
| 1947-48 | H | W | 45-40 |
| 1948-49 | H | W | 46-26 |
| 1953-54 | H | W | 95-70 |
| 2006-07 | A | W | 69-67 |
| 2007-08 | H | W | 55-48 |
| 2011-12 | H | W | 75-59 |

Furman (2-0)

| | | | |
|---------|---|---|-------|
| 1981-82 | H | W | 78-74 |
| 1988-89 | N | W | 88-71 |

Georgetown (0-1)

| | | | |
|---------|---|---|--------|
| 1969-70 | N | L | 81-101 |
|---------|---|---|--------|

George Washington (2-1)

| | | | |
|---------|---|---|-------|
| 1985-86 | H | W | 87-72 |
| 1990-91 | H | L | 70-81 |
| 1998-99 | A | W | 70-56 |

Georgia (2-0)

| | | | |
|---------|---|---|-------|
| 1997-98 | N | W | 76-74 |
| 2000-01 | N | W | 71-58 |

Georgia Tech (2-1)

| | | | |
|---------|---|---|------------|
| 1986-87 | N | L | 65-67 |
| 1999-00 | N | W | 64-61 (OT) |
| 2000-01 | H | W | 80-68 |

Gonzaga (2-4)

| | | | |
|---------|---|---|-------|
| 1993-94 | H | L | 76-80 |
| 1998-99 | N | L | 74-82 |
| 2002-03 | N | W | 81-71 |
| 2003-04 | N | W | 87-80 |
| 2005-06 | A | L | 76-80 |
| 2006-07 | H | L | 86-90 |

Hartford (1-0)

| | | | |
|---------|---|---|-------|
| 2008-09 | H | W | 69-55 |
|---------|---|---|-------|

Harvard (9-0)

| | | | |
|---------|-----|---|--------|
| 1978-79 | H | W | 103-81 |
| 1981-82 | H | W | 93-70 |
| 1982-83 | A | W | 81-77 |
| 1983-84 | H | W | 79-66 |
| 1985-86 | A | W | 78-62 |
| 1987-88 | H | W | 97-60 |
| 1995-96 | H | W | 65-59 |
| 2003-04 | H | W | 100-59 |
| 2007-08 | H</ | | |

Hawaii Pacific (2-0)

| | | | |
|---------|---|---|--------|
| 1983-84 | H | W | 115-74 |
| 1983-84 | A | W | 89-78 |

Houston (1-2)

| | | | |
|---------|---|---|-------|
| 1971-72 | H | L | 67-87 |
| 1974-75 | A | L | 68-74 |
| 1990-91 | H | W | 93-86 |

Howard (1-0)

| | | | |
|---------|---|---|-------|
| 1992-93 | H | W | 71-46 |
|---------|---|---|-------|

Idaho (6-3)

| | | | |
|---------|---|---|-------|
| 1938-39 | H | W | 33-28 |
| 1955-56 | H | W | 77-60 |
| 1955-56 | H | W | 74-62 |
| 1956-57 | A | L | 57-60 |
| 1956-57 | A | W | 71-63 |
| 1957-58 | A | L | 58-67 |
| 1957-58 | H | W | 72-62 |
| 1958-59 | A | L | 31-36 |
| 1958-59 | H | W | 50-36 |

Illinois (2-4)

| | | | |
|---------|---|---|-------|
| 1942-43 | A | L | 26-38 |
| 1958-59 | A | L | 62-71 |
| 1959-60 | N | L | 62-74 |
| 1966-67 | A | L | 67-81 |
| 1967-68 | H | W | 74-72 |
| 1974-75 | N | W | 89-76 |

Illinois State (1-0)

| | | | |
|---------|---|---|------------|
| 2011-12 | H | W | 92-88 (OT) |
|---------|---|---|------------|

Indiana (0-4)

| | | | |
|---------|---|---|-------|
| 1940-41 | N | L | 59-60 |
| 1960-61 | N | L | 50-58 |
| 1987-88 | N | L | 73-83 |
| 1988-89 | A | L | 73-84 |

Iowa (3-5)

| | | | |
|---------|---|---|-------|
| 1934-35 | A | L | 28-38 |
| 1954-55 | A | L | 46-73 |
| 1955-56 | H | W | 54-52 |
| 1966-67 | A | L | 74-77 |
| 1967-68 | H | W | 87-86 |
| 1978-79 | N | L | 68-83 |
| 1987-88 | N | L | 75-78 |
| 1999-00 | N | W | 72-58 |

Iowa State (1-0)

| | | | |
|---------|---|---|---------|
| 1951-52 | N | W | 103-102 |
|---------|---|---|---------|

James Madison (1-0)

| | | | |
|---------|---|---|-------|
| 2009-10 | H | W | 80-76 |
|---------|---|---|-------|

Kansas (2-8)

| | | | |
|---------|---|---|------------|
| 1932-33 | A | L | 20-38 |
| 1932-33 | A | L | 17-38 |
| 1932-33 | A | L | 28-34 |
| 1946-47 | A | L | 47-48 |
| 1963-64 | H | W | 69-64 (OT) |
| 1967-68 | A | L | 54-72 |
| 1968-69 | H | L | 67-76 |
| 1989-90 | N | L | 62-83 |
| 2001-02 | N | L | 63-86 |
| 2003-04 | H | W | 64-58 |

Kansas State (0-1)

| | | | |
|---------|---|---|-------|
| 1965-66 | A | L | 65-73 |
|---------|---|---|-------|

Kentucky (0-3)

| | | | |
|---------|---|---|------------|
| 1973-74 | A | L | 77-78 |
| 1997-98 | N | L | 85-86 (OT) |
| 2009-10 | N | L | 65-73 (OT) |

Lafayette (2-0)

| | | | |
|---------|---|---|-------|
| 1982-83 | H | W | 80-54 |
| 2012-13 | H | W | 65-59 |

LaSalle (1-2)

| | | | |
|---------|---|---|-------|
| 1952-53 | N | L | 80-95 |
| 1973-74 | N | L | 66-67 |
| 1984-85 | H | W | 84-73 |

Lehigh (2-0)

| | | | |
|---------|---|---|-------|
| 1989-90 | H | W | 82-59 |
| 1997-98 | H | W | 95-42 |

Long Beach State (3-0)

| | | | |
|---------|---|---|-------|
| 1987-88 | H | W | 80-77 |
| 2000-01 | N | W | 86-63 |
| 2001-02 | H | W | 94-77 |

Long Island (2-0)

| | | | |
|---------|---|---|-------|
| 1936-37 | H | W | 45-31 |
| 1937-38 | A | W | 49-35 |

Louisiana Tech (1-0)

| | | | |
|---------|---|---|-------|
| 1989-90 | H | W | 62-59 |
|---------|---|---|-------|

Louisville (0-2)

| | | | |
|---------|---|---|-------|
| 2004-05 | N | L | 67-82 |
| 2006-07 | N | L | 58-78 |

Loyola (Md.) (1-0)

| | | | |
|---------|---|---|-------|
| 1991-92 | H | W | 98-56 |
|---------|---|---|-------|

Loyola Marymount (5-0)

| | | | |
|---------|---|---|-------|
| 1951-52 | H | W | 74-57 |
| 1952-53 | N | W | 67-57 |
| 1953-54 | H | W | 77-54 |
| 1981-82 | H | W | 79-75 |
| 1984-85 | H | W | 67-59 |

LSU (2-2)

| | | | |
|---------|---|---|-------|
| 1965-66 | H | W | 91-69 |
| 1974-75 | H | W | 92-80 |
| 1975-76 | A | L | 85-89 |
| 1992-92 | N | L | 63-72 |

Manhattan (2-0)

| | | | |
|---------|---|---|-------|
| 1993-94 | N | W | 73-60 |
| 1996-97 | N | W | 81-59 |

Marquette (1-4)

| | | | |
|---------|---|---|------------|
| 1934-35 | A | L | 26-39 |
| 1959-60 | A | L | 50-63 |
| 1980-81 | A | L | 58-69 |
| 1981-82 | H | L | 65-66 |
| 2007-08 | N | W | 82-81 (OT) |

Maryland (0-3)

| | | | |
|---------|---|---|-------------|
| 1985-86 | N | L | 65-67 (2OT) |
| 1998-99 | N | L | 60-62 |
| 2000-01 | N | L | 73-87 |

Massachusetts (3-2)

| | | | |
|---------|---|---|-------|
| 1986-87 | N | W | 57-51 |
| 1990-91 | N | W | 73-71 |
| 1994-95 | N | L | 53-75 |
| 1995-96 | N | L | 74-79 |
| 2011-12 | N | W | 74-64 |

McNeese State (1-0)

| | | | |
|---------|---|---|-------|
| 1993-94 | H | W | 91-75 |
|---------|---|---|-------|

Memphis (1-0)

| | | | |
|---------|---|---|-------|
| 2000-01 | N | W | 83-60 |
|---------|---|---|-------|

Mercer (0-1)

| | | | |
|---------|---|---|-------|
| 1984-85 | N | L | 72-90 |
|---------|---|---|-------|

Miami (Fla.) (1-1)

| | | | |
|---------|---|---|-------|
| 1986-87 | N | L | 58-71 |
| 1988-89 | H | W | 93-59 |

Miami (Ohio) (0-1)

| | | | |
|---------|---|---|-------|
| 1975-76 | N | L | 72-90 |
|---------|---|---|-------|

Michigan (3-1)

| | | | |
|---------|---|---|-------|
| 1946-47 | A | L | 37-45 |
| 1948-49 | N | W | 53-51 |
| 1950-51 | A | W | 77-66 |
| 1959-60 | N | W | 59-52 |

Michigan State (2-4)

| | | | |
|---------|---|---|-------------|
| 1934-35 | A | L | 18-25 |
| 1946-47 | A | L | 45-57 |
| 1960-61 | N | W | 81-80 (2OT) |
| 1991-92 | A | L | 62-72 |
| 2001-02 | N | W | 75-64 |
| 2004-05 | N | L | 53-78 |

Minnesota (1-5)

| | | | |
|---------|---|---|------------|
| 1949-50 | N | L | 65-67 |
| 1958-59 | A | L | 61-72 |
| 1974-75 | A | L | 52-53 (OT) |
| 1975-76 | H | L | 84-89 |
| 2011-12 | N | W | 75-51 |
| 2012-13 | N | L | 63-66 |

Mississippi State (1-1)

| | | | |
|---------|---|---|-------|
| 1999-00 | N | W | 76-56 |
| 2004-05 | N | L | 70-93 |

Missouri (0-1)

| | | | |
|---------|---|---|-------|
| 2012-13 | N | L | 70-78 |
|---------|---|---|-------|

Missouri-Kansas City (1-0)

| | | | |
|---------|---|---|-------|
| 1989-90 | N | W | 70-50 |
|---------|---|---|-------|

Missouri-St. Louis (1-0)

| | | | |
|---------|---|---|-------|
| 1984-85 | H | W | 86-72 |
|---------|---|---|-------|

Missouri State (1-1)

| | | | |
|---------|---|---|-------|
| 1998-99 | H | W | 76-51 |
| 2005-06 | A | L | 67-76 |

Montana (3-2)

| | | | |
|---------|---|---|-------|
| 1930-31 | H | W | 34-33 |
| 1988-89 | A | W | 79-63 |
| 2002-03 | H | L | 68-70 |
| 2004-05 | H | W | 84-66 |
| 2005-06 | A | L | 69-88 |

Montana State (2-0)

| | | | |
|---------|---|---|-------|
| 1936-37 | A | W | 68-28 |
| 1975-76 | H | W | 95-76 |

Murray State (0-1)

| | | | |
|---------|---|---|-------|
| 2010-11 | N | L | 52-55 |
|---------|---|---|-------|

Navy (3-0)

| | | | |
|---------|---|---|-------|
| 1972-73 | N | W | 67-61 |
| 1995-96 | A | W | 80-62 |
| 1996-97 | H | W | 85-68 |

NC State (1-1)

| | | | |
|---------|---|---|-------|
| 2011-12 | H | W | 76-72 |
| 2012-13 | A | L | 79-88 |

Nebraska (6-3)

| | | | |
|---------|---|---|-------|
| 1932-33 | A | W | 21-17 |
| 1934-35 | A | W | 35-30 |
| 1935-36 | N | W | 42-39 |
| 1938-39 | H | W | 56-47 |
| 1939-40 | A | L | 47-48 |
| 1940-41 | N | W | 57-46 |
| 1947-48 | N | L | 47-51 |
| 1961-62 | H | W | 72-59 |
| 1965-66 | A | L | 67-71 |

Nevada (21-9)

| | | | |
|---------|---|---|-------|
| 1913-14 | H | W | 25-24 |
| 1914-15 | H | L | 29-44 |
| 1915-16 | N | L | 23-42 |
| 1916-17 | H | W | 33-30 |
| 1917-18 | H | W | 30-20 |
| 1918-19 | A | W | 40-24 |

| | | | |
|---------|---|---|--------|
| 1919-20 | H | L | 19-25 |
| 1922-23 | H | W | 18-12 |
| 1922-23 | H | W | 17-10 |
| 1923-24 | H | W | 28-13 |
| 1923-24 | H | W | 30-10 |
| 1924-25 | H | W | 18-12 |
| 1924-25 | H | W | 26-23 |
| 1925-26 | H | L | 17-24 |
| 1925-26 | H | L | 16-21 |
| 1926-27 | H | W | 26-17 |
| 1926-27 | H | W | 27-10 |
| 1928-29 | A | L | 22-26 |
| 1928-29 | A | W | 23-16 |
| 1929-30 | A | W | 26-15 |
| 1929-30 | A | W | 33-24 |
| 1932-33 | A | L | 24-25 |
| 1945-46 | A | L | 30-47 |
| 1973-74 | H | L | 69-76 |
| 1974-75 | A | W | 90-70 |
| 1975-76 | H | W | 94-70 |
| 1976-77 | A | W | 88-83 |
| 1998-99 | A | W | 101-57 |
| 1999-00 | H | W | 68-39 |
| 2011-12 | H | W | 84-56 |

New Hampshire (1-0)

| | | | |
|---------|---|---|--------|
| 1999-00 | H | W | 119-60 |
|---------|---|---|--------|

New Mexico (2-1)

| | | | |
|---------|---|---|-------|
| 1974-75 | A | L | 63-78 |
| 2000-01 | H | W | 75-44 |
| 2001-02 | A | W | 81-66 |

North Carolina (0-10)

| | | | |
|---------|---|---|-------|
| 1967-68 | N | L | 78-87 |
| 1977-78 | N | L | 61-92 |
| 1983-84 | H | L | 75-88 |
| 1985-86 | A | L | 55-89 |
| 1988-89 | A | L | 76-87 |
| 1990-91 | N | L | 60-71 |
| 1995-96 | N | L | 63-87 |
| 1998-99 | N | L | 49-57 |
| 1999-00 | N | L | 53-60 |
| 2002-03 | N | L | 57-74 |



Lawrence Hill

North Carolina A&T (1-0)
2010-11 H W 76-59

Northern Arizona (1-0)
2008-09 H W 66-57

Northern Iowa (1-0)
2012-13 N W 66-50

Northwestern (5-2)
1962-63 H L 61-62
1968-69 H W 64-58
2006-07 H W 58-53
2007-08 A W 71-60
2008-09 H W 65-59
2009-10 A L 62-70
2012-13 A W 70-68

Northwestern State (1-0)
2007-08 H W 97-58

Notre Dame (0-3)
1934-35 A L 19-29
1991-92 A L 63-64
1992-93 H L 61-67

Ohio (0-1)
1992-93 H L 76-81

Ohio State (3-0)
1941-42 N W 60-45
1970-71 N W 78-74
1973-74 N W 68-53

Oklahoma (2-1)
1951-52 N L 71-77
1990-91 N W 78-72
1996-97 N W 80-67

Oklahoma City (0-1)
1966-67 A L 73-88

Oklahoma State (1-2)
2009-10 H L 70-71
2010-11 A L 68-79
2011-12 N W 82-67

Old Dominion (1-0)
2000-01 N W 84-60

Oral Roberts (0-1)
2009-10 H L 81-83

Oregon (90-48)
1919-20 H W 39-22
1919-20 H W 36-31
1919-20 A W 47-15
1919-20 A W 29-18
1921-22 A W 32-29
1921-22 A W 23-21
1921-22 H W 17-12
1921-22 H W 20-9
1937-38 N W 52-39
1937-38 H W 59-51
1938-39 H W 50-46
1947-48 N W 52-45
1948-49 N W 70-62
1949-50 A W 70-67
1949-50 A L 51-58
1952-53 A L 68-73
1952-53 A L 64-74
1953-54 H W 85-58
1955-56 H W 74-55
1955-56 H W 73-60
1956-57 A W 68-52
1956-57 A W 65-56
1957-58 A L 49-61
1957-58 H W 74-53
1958-59 A W 57-49

| | | | |
|---------|---|---|------------|
| 1958-59 | H | W | 64-56 |
| 1959-60 | A | L | 55-56 (OT) |
| 1959-60 | H | W | 77-61 |
| 1960-61 | A | W | 67-60 |
| 1960-61 | A | L | 58-61 |
| 1961-62 | H | W | 79-54 |
| 1961-62 | H | W | 70-49 |
| 1962-63 | A | W | 63-44 |
| 1962-63 | A | W | 54-51 |
| 1963-64 | H | W | 59-51 |
| 1963-64 | H | W | 83-65 |
| 1964-65 | A | W | 74-56 |
| 1964-65 | A | W | 77-75 |
| 1964-65 | H | W | 73-62 |
| 1965-66 | H | W | 81-64 |
| 1965-66 | A | L | 57-66 |
| 1966-67 | H | W | 68-65 |
| 1966-67 | A | W | 71-58 |
| 1967-68 | N | W | 68-64 |
| 1967-68 | A | W | 79-73 |
| 1967-68 | H | W | 83-75 |
| 1968-69 | A | L | 72-74 |
| 1968-69 | H | W | 81-76 |
| 1969-70 | H | L | 73-87 |
| 1969-70 | A | L | 91-92 |
| 1970-71 | A | L | 72-82 |
| 1970-71 | H | L | 75-80 |
| 1971-72 | H | W | 82-78 |
| 1971-72 | A | W | 91-79 |
| 1972-73 | A | L | 56-62 |
| 1972-73 | H | L | 69-76 |
| 1973-74 | H | L | 47-48 |
| 1973-74 | A | L | 71-72 |
| 1974-75 | A | L | 83-84 |
| 1974-75 | H | W | 71-70 |
| 1975-76 | A | L | 59-72 |
| 1975-76 | H | L | 62-84 |
| 1976-77 | A | L | 48-73 |
| 1976-77 | H | L | 65-74 |
| 1977-78 | A | L | 64-74 |
| 1977-78 | H | L | 64-65 |
| 1978-79 | A | L | 55-68 |
| 1978-79 | H | L | 77-80 |
| 1979-80 | H | L | 73-77 |
| 1979-80 | A | W | 60-59 |
| 1980-81 | A | W | 82-76 |
| 1980-81 | H | W | 80-79 |
| 1981-82 | H | W | 97-88 |
| 1981-82 | A | W | 79-76 |
| 1982-83 | A | W | 80-74 |
| 1982-83 | H | L | 66-67 |
| 1983-84 | H | L | 78-79 |
| 1983-84 | A | L | 71-91 |
| 1984-85 | H | L | 54-61 |
| 1984-85 | A | L | 61-68 |
| 1985-86 | H | L | 69-83 |
| 1985-86 | A | W | 73-69 (OT) |
| 1986-87 | H | W | 73-71 |
| 1986-87 | A | L | 55-68 |
| 1987-88 | A | L | 66-80 |
| 1987-88 | H | W | 84-61 |
| 1987-88 | N | W | 88-67 |
| 1988-89 | H | W | 75-53 |
| 1988-89 | A | W | 54-50 |
| 1989-90 | H | W | 58-56 |
| 1989-90 | A | L | 61-62 |
| 1990-91 | A | L | 77-81 (OT) |
| 1990-91 | H | W | 86-75 |
| 1991-92 | A | W | 78-57 |
| 1991-92 | H | W | 70-47 |
| 1992-93 | H | W | 71-66 |
| 1992-93 | A | L | 73-84 |
| 1993-94 | A | W | 69-67 |
| 1993-94 | H | W | 84-76 |
| 1994-95 | H | W | 92-87 |
| 1994-95 | A | L | 80-89 |
| 1995-96 | H | W | 94-73 |
| 1995-96 | A | L | 62-64 |
| 1996-97 | A | W | 72-69 (OT) |
| 1996-97 | H | W | 83-61 |
| 1997-98 | A | W | 89-67 |
| 1997-98 | H | W | 95-67 |
| 1998-99 | H | W | 77-59 |

| | | | |
|---------|---|---|------------|
| 1998-99 | A | W | 73-61 |
| 1999-00 | A | W | 86-71 |
| 1999-00 | H | W | 76-61 |
| 2000-01 | H | W | 100-76 |
| 2000-01 | A | W | 69-62 |
| 2001-02 | A | L | 79-87 |
| 2001-02 | H | W | 90-87 (OT) |
| 2002-03 | H | W | 81-57 |
| 2002-03 | A | L | 64-79 |
| 2003-04 | A | W | 83-80 |
| 2003-04 | H | W | 76-55 |
| 2003-04 | N | W | 70-63 |
| 2004-05 | H | W | 88-69 |
| 2004-05 | A | W | 58-56 |
| 2005-06 | H | W | 64-62 |
| 2005-06 | A | W | 57-56 |
| 2006-07 | A | L | 59-66 |
| 2006-07 | H | W | 88-69 |
| 2007-08 | A | L | 66-71 |
| 2007-08 | H | W | 72-43 |
| 2008-09 | H | W | 77-55 |
| 2008-09 | A | L | 60-68 |
| 2009-10 | H | W | 84-69 |
| 2009-10 | A | W | 72-65 |
| 2010-11 | H | L | 59-67 |
| 2010-11 | A | W | 88-71 |
| 2011-12 | A | L | 67-78 |
| 2011-12 | H | L | 64-68 |
| 2012-13 | H | W | 76-52 |
| 2012-13 | A | L | 66-77 |

Biggest Win: 32 points (47-15), 1919-20

Biggest Loss: 25 points (48-73), 1977-78

Current Streak: 1, Oregon

Oregon State (66-73)

| | | | |
|---------|---|---|-------|
| 1915-16 | H | L | 10-28 |
| 1916-17 | H | L | 17-23 |
| 1916-17 | H | L | 13-19 |
| 1919-20 | A | W | 41-26 |
| 1919-20 | A | W | 34-15 |
| 1920-21 | H | W | 32-19 |
| 1920-21 | H | W | 33-25 |
| 1921-22 | A | L | 24-37 |
| 1921-22 | A | L | 14-25 |
| 1929-30 | H | L | 24-29 |
| 1931-32 | H | W | 45-26 |
| 1935-36 | N | L | 23-33 |
| 1941-42 | N | W | 41-28 |
| 1941-42 | N | L | 33-42 |
| 1941-42 | N | W | 40-35 |
| 1947-48 | N | W | 53-48 |
| 1952-53 | N | L | 46-58 |
| 1955-56 | A | L | 59-69 |
| 1955-56 | A | W | 75-50 |
| 1956-57 | H | L | 63-64 |
| 1956-57 | H | W | 60-58 |
| 1957-58 | H | L | 59-68 |
| 1957-58 | A | W | 69-57 |
| 1958-59 | A | L | 56-58 |
| 1958-59 | H | W | 71-54 |
| 1959-60 | A | W | 43-38 |
| 1959-60 | H | L | 40-45 |
| 1961-62 | A | L | 57-68 |
| 1961-62 | A | L | 49-55 |
| 1962-63 | H | L | 58-65 |
| 1962-63 | H | W | 96-69 |
| 1963-64 | A | L | 57-65 |
| 1963-64 | A | L | 57-65 |
| 1964-65 | A | L | 60-61 |
| 1964-65 | A | W | 51-48 |
| 1964-65 | H | L | 45-47 |
| 1965-66 | N | L | 46-62 |
| 1965-66 | H | L | 54-56 |
| 1965-66 | A | L | 57-63 |
| 1966-67 | H | W | 58-51 |
| 1966-67 | A | L | 51-54 |
| 1967-68 | A | L | 51-67 |
| 1967-68 | H | W | 70-67 |
| 1968-69 | A | L | 62-63 |
| 1968-69 | H | W | 70-61 |
| 1969-70 | H | W | 71-69 |
| 1969-70 | A | L | 59-80 |
| 1970-71 | N | L | 75-82 |



Anthony Goods

| | | | |
|---------|---|----|--------|
| 1970-71 | A | L | 70-88 |
| 1970-71 | H | W | 97-85 |
| 1971-72 | H | L | 64-68 |
| 1971-72 | A | L | 62-87 |
| 1972-73 | A | L | 68-74 |
| 1972-73 | H | W | 81-70 |
| 1973-74 | H | L | 53-56 |
| 1973-74 | A | W | 55-53 |
| 1974-75 | A | W | 71-63 |
| 1974-75 | H | L | 68-74 |
| 1975-76 | A | L* | 76-82 |
| 1975-76 | H | L* | 66-70 |
| 1976-77 | A | L | 61-71 |
| 1976-77 | H | L | 75-76 |
| 1977-78 | A | L | 47-48 |
| 1977-78 | H | L | 72-84 |
| 1978-79 | A | L | 48-73 |
| 1978-79 | H | W | 79-76 |
| 1979-80 | H | L | 16-18 |
| 1979-80 | A | L | 57-85 |
| 1980-81 | A | L | 62-76 |
| 1980-81 | H | L | 57-62 |
| 1981-82 | H | L | 38-81 |
| 1981-82 | A | L | 81-111 |
| 1982-83 | A | L | 53-62 |
| 1982-83 | H | W | 88-75 |
| 1983-84 | H | L | 59-64 |
| 1983-84 | A | L | 68-73 |
| 1984-85 | H | L | 73-83 |
| 1984-85 | A | L | 49-54 |
| 1985-86 | A | W | 56-52 |
| 1985-86 | H | L | 60-74 |
| 1986-87 | H | L | 66-70 |
| 1986-87 | A | L | 59-71 |
| 1987-88 | A | W | 78-65 |
| 1987-88 | H | L | 61-63 |
| 1988-89 | H | W | 87-59 |
| 1988-89 | A | W | 60-58 |
| 1989-90 | H | L | 76-77 |
| 1989-90 | A | L | 70-84 |
| 1990-91 | A | L | 66-73 |
| 1990-91 | H | W | 64-59 |
| 1991-92 | A | W | 67-64 |

| | | | |
|---------|---|---|---------------|
| 1991-92 | H | W | 76-56 |
| 1992-93 | H | L | 66-77 |
| 1992-93 | A | L | 65-82 |
| 1993-94 | A | W | 71-67 |
| 1993-94 | H | W | 90-66 |
| 1994-95 | H | W | 95-82 |
| 1994-95 | A | L | 71-90 |
| 1995-96 | H | W | 84-51 |
| 1995-96 | A | W | 65-50 |
| 1996-97 | A | L | 77-86 |
| 1996-97 | H | W | 87-54 |
| 1997-98 | A | W | 68-48 |
| 1997-98 | H | W | 85-77 |
| 1998-99 | H | W | 72-56 |
| 1998-99 | A | L | 45-59 |
| 1999-00 | A | W | 73-45 |
| 1999-00 | H | W | 82-56 |
| 2000-01 | H | W | 73-49 |
| 2000-01 | A | W | 82-63 |
| 2001-02 | A | W | 67-50 |
| 2001-02 | H | W | 77-55 |
| 2002-03 | H | W | 57-54 |
| 2002-03 | A | W | 84-73 |
| 2003-04 | A | W | 62-48 |
| 2003-04 | H | W | 73-47 |
| 2004-05 | H | W | 69-65 |
| 2004-05 | A | L | 83-84 |
| 2005-06 | H | W | 80-66 |
| 2005-06 | A | W | 71-64 |
| 2006-07 | A | W | 67-56 |
| 2006-07 | H | W | 70-55 |
| 2007-08 | A | W | 66-46 |
| 2007-08 | H | W | 71-56 |
| 2008-09 | H | L | 62-77 |
| 2008-09 | A | L | 54-66 |
| 2008-09 | N | W | 62-54 |
| 2008-09 | A | L | 62-65 (OT) |
| 2009-10 | H | W | 59-35 |
| 2009-10 | A | W | 65-55 |
| 2010-11 | H | W | 70-56 |
| 2010-11 | A | L | 80-87 |
| 2010-11 | N | L | 67-69 |
| 2011-12 | A | W | 103-101 (4OT) |
| 2011-12 | H | W | 87-82 |
| 2012-13 | H | W | 81-73 |
| 2012-13 | A | W | 82-72 |

**later forfeited by OSU*
Biggest Win: 33 points (84-51, 87-54), 1995-96 & 1996-97
Biggest Loss: 43 points (38-81), 1981-82
Current Streak: 4, Stanford

Pacific (32-3)

| | | | |
|---------|---|---|-------|
| 1913-14 | H | W | 46-27 |
| 1914-15 | H | W | 36-34 |
| 1914-15 | H | W | 58-18 |
| 1915-16 | N | W | 47-22 |
| 1915-16 | H | L | 29-30 |
| 1916-17 | N | W | 44-20 |
| 1917-18 | H | W | 47-19 |
| 1918-19 | N | W | 37-11 |
| 1920-21 | H | W | 30-18 |
| 1921-22 | H | W | 30-21 |
| 1922-23 | H | W | 18-9 |
| 1923-24 | H | W | 38-9 |
| 1926-27 | H | W | 23-15 |
| 1927-28 | H | L | 18-29 |
| 1928-29 | H | W | 34-31 |
| 1929-30 | H | W | 55-23 |
| 1930-31 | H | W | 44-27 |
| 1933-34 | A | L | 21-22 |
| 1935-36 | H | W | 71-20 |
| 1938-39 | H | W | 52-30 |
| 1939-40 | H | W | 60-36 |
| 1941-42 | H | W | 42-32 |
| 1945-46 | H | W | 34-32 |
| 1946-47 | H | W | 68-38 |
| 1947-48 | H | W | 45-43 |
| 1948-49 | H | W | 49-47 |
| 1949-50 | H | W | 75-49 |
| 1951-52 | H | W | 86-76 |
| 1953-54 | H | W | 76-51 |

| | | | |
|---------|---|---|-------|
| 1957-58 | H | W | 77-61 |
| 1958-59 | H | W | 66-55 |
| 1984-85 | H | W | 66-53 |
| 1997-98 | H | W | 67-61 |
| 1998-99 | A | W | 71-58 |
| 2011-12 | H | W | 79-37 |

Penn (0-2)

| | | | |
|---------|---|---|-------|
| 1950-51 | A | L | 58-59 |
| 1981-82 | H | L | 63-71 |

Pittsburgh (1-1)

| | | | |
|---------|---|---|-------|
| 1931-32 | H | L | 11-22 |
| 1948-49 | N | W | 55-37 |

Portland (1-2)

| | | | |
|---------|---|---|-------|
| 1967-68 | H | W | 83-47 |
| 1979-80 | H | L | 59-66 |
| 1980-81 | A | L | 69-82 |

Portland State (2-0)

| | | | |
|---------|---|---|-------|
| 2001-02 | H | W | 87-63 |
| 2009-10 | H | W | 83-64 |

Princeton (1-3)

| | | | |
|---------|---|---|-------|
| 1967-68 | N | L | 66-67 |
| 1970-71 | H | L | 76-81 |
| 1971-72 | A | L | 85-88 |
| 2005-06 | N | W | 58-34 |

Providence (1-1)

| | | | |
|---------|---|---|-------|
| 1977-78 | N | W | 76-61 |
| 1979-80 | A | L | 46-58 |

Puget Sound (1-0)

| | | | |
|---------|---|---|-------|
| 1992-93 | H | W | 92-42 |
|---------|---|---|-------|

Purdue (2-0)

| | | | |
|---------|---|---|-------|
| 1997-98 | N | W | 67-59 |
| 2001-02 | N | W | 78-62 |

Rhode Island (3-0)

| | | | |
|---------|---|---|-------|
| 1977-78 | H | W | 76-74 |
| 1997-98 | N | W | 70-69 |
| 1997-98 | N | W | 79-77 |

Rice (8-0)

| | | | |
|---------|---|---|-------|
| 1941-42 | N | W | 53-47 |
| 1956-57 | H | W | 65-54 |
| 1979-80 | H | W | 78-51 |
| 1986-87 | N | W | 72-52 |
| 1991-92 | H | W | 68-64 |
| 1995-96 | H | W | 75-64 |
| 2002-03 | H | W | 79-62 |
| 2003-04 | A | W | 60-56 |

Richmond (0-2)

| | | | |
|---------|---|---|-------|
| 1985-86 | H | L | 53-57 |
| 2002-03 | H | L | 69-83 |

Rider (1-0)

| | | | |
|---------|---|---|-------|
| 1990-91 | H | W | 93-66 |
|---------|---|---|-------|

Rochester (1-0)

| | | | |
|---------|---|---|--------|
| 1969-70 | A | W | 114-78 |
|---------|---|---|--------|

Rutgers (1-1)

| | | | |
|---------|---|---|-------|
| 1939-40 | A | W | 71-43 |
| 1982-83 | A | L | 63-70 |

Sacramento State (4-0)

| | | | |
|---------|---|---|-------|
| 1992-93 | H | W | 68-33 |
| 1999-00 | H | W | 78-56 |
| 2003-04 | H | W | 77-59 |
| 2007-08 | H | W | 84-58 |

Sacred Heart (1-0)

| | | | |
|---------|---|---|-------|
| 2000-01 | H | W | 94-52 |
|---------|---|---|-------|

Saint Louis (2-0)

| | | | |
|---------|---|---|-------|
| 1961-62 | H | W | 71-61 |
| 1973-74 | N | W | 79-63 |

Saint Mary's (40-15)

| | | | |
|---------|---|---|------------|
| 1913-14 | H | L | 30-34 |
| 1915-16 | A | L | 23-45 |
| 1916-17 | H | W | 46-34 |
| 1917-18 | A | L | 28-51 |
| 1918-19 | H | W | 44-20 |
| 1920-21 | H | W | 53-9 |
| 1921-22 | H | W | 26-13 |
| 1922-23 | H | W | 35-13 |
| 1926-27 | H | W | 32-18 |
| 1928-29 | H | W | 35-33 |
| 1929-30 | H | W | 31-23 |
| 1930-31 | H | W | 45-24 |
| 1931-32 | H | L | 24-38 |
| 1932-33 | H | W | 22-18 |
| 1933-34 | H | W | 34-32 |
| 1934-35 | H | W | 41-30 |
| 1935-36 | H | W | 59-27 |
| 1936-37 | H | W | 50-23 |
| 1937-38 | H | W | 43-32 |
| 1938-39 | H | L | 47-51 |
| 1939-40 | N | L | 30-33 |
| 1940-41 | H | W | 51-35 |
| 1941-42 | N | W | 36-35 |
| 1942-43 | H | L | 43-54 |
| 1942-43 | H | L | 39-56 |
| 1942-43 | N | L | 42-45 |
| 1947-48 | N | W | 47-45 |
| 1948-49 | N | W | 64-59 |
| 1949-50 | N | W | 55-37 |
| 1951-52 | N | W | 74-65 |
| 1951-52 | H | W | 67-60 |
| 1952-53 | N | W | 66-65 |
| 1953-54 | H | W | 63-44 |
| 1954-55 | H | W | 92-71 |
| 1955-56 | H | W | 51-50 |
| 1956-57 | H | W | 65-54 |
| 1957-58 | H | W | 64-60 |
| 1958-59 | N | L | 45-63 |
| 1959-60 | H | L | 51-53 |
| 1960-61 | H | L | 41-48 |
| 1961-62 | H | W | 71-67 |
| 1962-63 | H | W | 81-72 |
| 1963-64 | N | W | 72-37 |
| 1972-73 | H | W | 74-65 |
| 1973-74 | A | W | 69-63 |
| 1975-76 | H | W | 87-71 |
| 1976-77 | H | W | 87-65 |
| 1977-78 | A | W | 62-61 |
| 1980-81 | H | L | 66-73 |
| 1981-82 | A | L | 86-90 |
| 1982-83 | H | W | 81-77 |
| 1984-85 | A | L | 56-61 (OT) |
| 1986-87 | H | W | 57-43 |
| 1988-89 | A | W | 65-64 |
| 2002-03 | H | W | 76-58 |

St. John's (1-1)

| | | | |
|---------|---|---|-------|
| 1969-70 | H | L | 59-63 |
| 1998-99 | A | W | 55-53 |

St. Joseph's (1-0)

| | | | |
|---------|---|---|-------|
| 2000-01 | N | W | 90-83 |
|---------|---|---|-------|

St. Peter's (1-0)

| | | | |
|---------|---|---|-------|
| 1994-95 | H | W | 79-71 |
|---------|---|---|-------|

San Diego (5-2)

| | | | |
|---------|---|---|------------|
| 1980-81 | H | L | 70-79 (OT) |
| 1996-97 | A | W | 72-70 |
| 1997-98 | H | W | 87-57 |
| 2002-03 | N | W | 77-69 |
| 2009-10 | A | L | 64-77 |
| 2010-11 | H | W | 64-48 |
| 2011-12 | H | W | 75-55 |

San Diego State (4-0)

| | | | |
|---------|---|---|-------|
| 1940-41 | H | W | 52-39 |
| 1978-79 | A | W | 85-84 |
| 1996-97 | H | W | 97-50 |
| 1997-98 | A | W | 63-42 |

San Francisco (45-21)

| | | | |
|---------|---|---|------------|
| 1913-14 | H | W | 22-20 |
| 1913-14 | H | W | 37-14 |
| 1915-16 | H | W | 31-18 |
| 1918-19 | A | L | 27-33 |
| 1919-20 | H | W | 43-35 |
| 1920-21 | A | W | 31-18 |
| 1921-22 | H | L | 24-31 |
| 1922-23 | H | W | 25-19 |
| 1927-28 | H | W | 30-24 |
| 1928-29 | H | L | 23-30 |
| 1929-30 | H | W | 34-24 |
| 1930-31 | H | L | 24-27 |
| 1931-32 | H | L | 15-23 |
| 1931-32 | N | W | 27-26 |
| 1932-33 | H | L | 25-30 |
| 1933-34 | H | W | 24-18 |
| 1934-35 | A | W | 48-33 |
| 1935-36 | H | W | 45-36 |
| 1936-37 | N | W | 51-34 |
| 1937-38 | H | W | 51-30 |
| 1938-39 | H | W | 38-20 |
| 1939-40 | H | W | 48-23 |
| 1940-41 | H | W | 45-30 |
| 1940-41 | N | W | 37-35 |
| 1941-42 | N | W | 43-35 |
| 1941-42 | N | W | 41-31 |
| 1941-42 | N | W | 33-29 |
| 1942-43 | H | W | 42-29 |
| 1942-43 | H | L | 33-39 |
| 1945-46 | H | L | 39-48 |
| 1945-46 | H | W | 33-27 |
| 1946-47 | H | W | 48-36 |
| 1947-48 | H | W | 46-42 |
| 1948-49 | H | W | 65-55 |
| 1949-50 | H | L | 39-54 |
| 1950-51 | N | W | 69-61 |
| 1951-52 | N | W | 52-49 |
| 1952-53 | H | W | 74-73 |
| 1957-58 | A | W | 50-49 |
| 1958-59 | A | W | 53-45 |
| 1959-60 | H | W | 55-49 (OT) |
| 1960-61 | A | L | 31-37 (OT) |
| 1961-62 | H | W | 73-56 |
| 1962-63 | A | W | 44-43 |
| 1964-65 | A | L | 50-77 |
| 1965-66 | H | W | 81-78 (OT) |
| 1966-67 | A | W | 56-53 |
| 1967-68 | H | L | 60-66 |
| 1968-69 | H | W | 81-48 |
| 1969-70 | A | L | 64-73 |
| 1970-71 | N | W | 65-61 |
| 1971-72 | A | L | 67-76 |
| 1972-73 | A | L | 68-83 |
| 1973-74 | H | W | 63-61 (OT) |
| 1974-75 | A | L | 82-87 |
| 1975-76 | H | L | 44-49 |
| 1976-77 | A | L | 59-73 |
| 1977-78 | H | L | 78-99 |
| 1978-79 | A | L | 77-87 |
| 1987-88 | A | W | 68-67 |
| 1989-90 | H | W | 74-53 |
| 1994-95 | H | W | 98-60 |
| 1995-96 | A | L | 58-59 |
| 2004-05 | N | W | 93-83 |
| 2005-06 | H | W | 71-56 |
| 2012-13 | N | W | 74-62 |

San Francisco State (4-0)

| | | |
|---------|---|--|
| 1935-36 | H | |
|---------|---|--|

| | | | |
|---------|---|---|------------|
| 1925-26 | H | W | 13-5 |
| 1927-28 | A | W | 23-13 |
| 1928-29 | H | W | 27-18 |
| 1928-29 | H | L | 23-24 |
| 1929-30 | H | W | 49-14 |
| 1930-31 | H | W | 27-22 |
| 1931-32 | H | W | 25-21 |
| 1933-34 | A | W | 35-28 |
| 1934-35 | A | L | 25-28 |
| 1935-36 | A | W | 53-29 |
| 1936-37 | A | W | 31-24 |
| 1937-38 | A | W | 45-38 |
| 1940-41 | H | W | 42-40 |
| 1941-42 | H | W | 57-38 |
| 1942-43 | H | W | 55-29 |
| 1945-46 | H | W | 46-31 |
| 1945-46 | A | L | 21-39 |
| 1946-47 | H | W | 45-33 |
| 1946-47 | A | L | 41-49 |
| 1947-48 | H | W | 54-50 |
| 1948-49 | H | W | 50-49 |
| 1949-50 | H | W | 43-41 |
| 1950-51 | H | W | 59-49 |
| 1951-52 | H | W | 71-66 |
| 1952-53 | A | L | 62-68 |
| 1953-54 | H | W | 60-58 |
| 1953-54 | A | W | 70-60 |
| 1954-55 | H | W | 80-69 |
| 1955-56 | H | W | 72-70 |
| 1956-57 | A | L | 55-59 |
| 1957-58 | H | L | 59-66 |
| 1958-59 | H | W | 57-40 |
| 1959-60 | H | W | 69-31 |
| 1963-64 | H | W | 56-50 |
| 1964-65 | A | W | 61-59 |
| 1965-66 | H | L | 57-58 |
| 1969-70 | H | W | 84-72 |
| 1971-72 | H | W | 65-59 |
| 1972-73 | H | W | 75-54 |
| 1977-78 | H | W | 81-80 (OT) |
| 1978-79 | A | L | 76-79 (OT) |
| 1979-80 | H | L | 66-67 |
| 1983-84 | H | W | 58-48 |
| 1986-87 | A | L | 63-72 |
| 1988-89 | H | W | 89-39 |
| 1992-93 | A | L | 52-56 |
| 1993-94 | H | W | 69-58 |
| 1994-95 | H | W | 68-52 |
| 2006-07 | H | W | 73-52 |

| | | | |
|---------|---|---|------------|
| 1945-46 | H | L | 35-55 |
| 1946-47 | H | L | 76-107 |
| 1946-47 | H | W | 56-39 |
| 1947-48 | N | W | 53-41 |
| 1948-49 | N | W | 49-47 |
| 1948-49 | H | W | 65-45 |
| 1949-50 | N | W | 66-60 |
| 1950-51 | H | W | 60-43 |
| 1950-51 | N | L | 55-65 |
| 1951-52 | N | W | 70-64 |
| 1952-53 | N | L | 71-81 |
| 1953-54 | N | L | 58-69 |
| 1954-55 | N | W | 72-67 |
| 1955-56 | H | W | 62-55 |
| 1956-57 | H | L | 61-77 |
| 1957-58 | N | L | 45-67 |
| 1958-59 | N | W | 55-49 |
| 1960-61 | H | L | 53-54 |
| 1961-62 | A | W | 45-41 |
| 1964-65 | H | W | 69-60 |
| 1965-66 | A | W | 76-73 |
| 1966-67 | H | W | 88-73 |
| 1969-70 | H | L | 60-72 |
| 1970-71 | H | L | 73-81 |
| 1971-72 | H | L | 68-79 |
| 1975-76 | A | L | 67-70 |
| 1976-77 | H | W | 87-84 |
| 1977-78 | A | W | 69-67 |
| 1978-79 | H | W | 85-73 |
| 1981-82 | H | L | 60-62 |
| 1983-84 | A | L | 69-73 |
| 1987-88 | H | L | 71-72 |
| 1989-90 | A | W | 66-51 |
| 1990-91 | H | W | 82-47 |
| 1991-92 | A | W | 75-59 |
| 1992-93 | H | W | 66-35 |
| 1993-94 | A | W | 82-70 (OT) |
| 1997-98 | N | W | 69-60 |
| 1998-99 | H | W | 94-49 |
| 2000-01 | A | W | 78-63 |
| 2004-05 | A | L | 76-86 |
| 2006-07 | H | L | 46-62 |
| 2007-08 | H | W | 74-48 |
| 2008-09 | A | W | 77-69 |

| | | | |
|----------------------|---|---|--------|
| Seattle (4-0) | | | |
| 1984-85 | H | W | 83-46 |
| 1985-86 | H | W | 105-54 |
| 2010-11 | H | W | 77-66 |
| 2011-12 | A | W | 72-49 |

| | | | |
|------------------------------|---|---|-------|
| Seattle Pacific (2-0) | | | |
| 1981-82 | H | W | 67-65 |
| 1987-88 | H | W | 83-78 |

| | | | |
|-------------------------|---|---|------------|
| Seton Hall (4-3) | | | |
| 1954-55 | A | W | 65-63 |
| 1978-79 | H | W | 86-80 |
| 1979-80 | A | L | 55-72 |
| 1985-86 | H | L | 75-76 (OT) |
| 1993-94 | A | L | 69-75 |
| 1995-96 | N | W | 83-60 |
| 1996-97 | A | W | 83-81 (OT) |

| | | | |
|--------------------|---|---|-------|
| Siena (2-2) | | | |
| 1988-89 | N | L | 78-80 |
| 1991-92 | N | W | 94-72 |
| 2006-07 | H | W | 92-72 |
| 2007-08 | A | L | 67-79 |

| | | | |
|------------------|---|---|-------|
| SMU (2-0) | | | |
| 1963-64 | A | W | 80-70 |
| 1998-99 | H | W | 86-51 |

| | | | |
|---------------------------|---|---|-------|
| Sonoma State (1-0) | | | |
| 1982-83 | H | W | 73-42 |

| | | | |
|-----------------------------|---|---|-------|
| South Carolina (1-0) | | | |
| 1995-96 | N | W | 82-70 |

| | | | |
|-----------------------------------|---|---|-------|
| South Carolina State (1-0) | | | |
| 1999-00 | N | W | 84-65 |

| | | | |
|--------------------------------|---|---|-------|
| Southern Illinois (1-0) | | | |
| 1990-91 | A | W | 78-68 |

| | | | |
|----------------------------|---|---|-------|
| Southern Utah (3-0) | | | |
| 1991-92 | H | W | 89-71 |
| 2001-02 | H | W | 81-63 |
| 2003-04 | H | W | 67-37 |

| | | | |
|--------------------------------|---|---|-------|
| Stephen F. Austin (1-0) | | | |
| 2012-13 | H | W | 58-57 |

| | | | |
|----------------------|---|---|-------|
| Stetson (1-0) | | | |
| 1995-96 | H | W | 92-60 |

| | | | |
|-----------------------|---|---|-------|
| Syracuse (0-1) | | | |
| 2011-12 | N | L | 63-69 |

| | | | |
|---------------------|---|---|-------|
| Temple (5-2) | | | |
| 1936-37 | H | W | 45-38 |
| 1937-38 | N | L | 31-35 |
| 1966-67 | N | W | 53-51 |
| 1970-71 | H | W | 73-64 |
| 1971-72 | A | L | 64-76 |
| 1982-83 | H | W | 77-70 |
| 1998-99 | N | W | 57-50 |

| | | | |
|------------------------|---|---|-------|
| Tennessee (0-2) | | | |
| 1956-57 | A | L | 47-51 |
| 2004-05 | N | L | 57-69 |

| | | | |
|--------------------|---|---|------------|
| Texas (1-2) | | | |
| 1962-63 | H | W | 72-46 |
| 2001-02 | N | L | 75-83 (OT) |
| 2007-08 | N | L | 62-82 |

| | | | |
|----------------------------|---|---|-------|
| Texas A&M (1-0) | | | |
| 1949-50 | N | W | 55-49 |

| | | | |
|--------------------------------|---|---|-------|
| Texas-San Antonio (1-0) | | | |
| 2003-04 | N | W | 71-45 |

| | | | |
|-------------------------|---|---|--------|
| Texas Tech (3-1) | | | |
| 2006-07 | N | W | 70-59 |
| 2007-08 | A | W | 62-61 |
| 2008-09 | H | W | 111-66 |
| 2009-10 | A | L | 87-100 |

| | | | |
|---------------------|---|---|-------|
| Tulane (1-2) | | | |
| 1954-55 | A | L | 62-67 |
| 1956-57 | A | L | 53-64 |
| 1964-65 | H | W | 95-65 |



Curtis Borchardt

Tulsa (0-1)

2010-11 N L 53-65

UAB (1-0)

1986-87 H W 99-80

UC Davis (16-1)

1914-15 H W 36-31
 1917-18 H W 18-9
 1918-19 H W 55-5
 1919-20 H W 38-21
 1924-25 H W 31-7
 1936-37 H W 41-16
 1938-39 H W 30-26
 1975-76 H W 91-76
 1976-77 H W 95-66
 1980-81 H W 68-62
 1998-99 H W 76-49
 2004-05 H W 72-62
 2005-06 A L 58-64
 2006-07 H W 84-72
 2009-10 H W 85-69
 2011-12 A W 70-49
 2012-13 H W 75-52

UC Irvine (5-1)

1980-81 H W 98-84
 1989-90 A W 70-57
 1990-91 H W 117-87
 2002-03 H W 84-57
 2003-04 A W 72-59
 2005-06 H L 63-79

UCLA (91-138)

1924-25 H W 23-17
 1924-25 H W 26-10
 1925-26 H L 15-28
 1925-26 H W 32-29
 1926-27 H L 17-21
 1926-27 A L 21-23
 1927-28 H L 22-29
 1927-28 H L 22-28
 1927-28 A W 34-27
 1928-29 H W 34-20
 1928-29 A W 34-26
 1928-29 A W 32-24
 1929-30 A L 30-63
 1929-30 H W 40-37
 1929-30 H L 15-20
 1930-31 A L 23-32
 1930-31 A L 26-28
 1930-31 H W 29-28
 1931-32 H W 25-22
 1931-32 H W 31-26
 1931-32 A L 31-35
 1931-32 A L 18-28
 1932-33 H L 36-44
 1932-33 H W 41-38
 1932-33 A W 40-38
 1932-33 A W 41-35
 1933-34 A W 45-26
 1933-34 A L 31-32
 1933-34 H W 31-28
 1933-34 H W 39-34
 1934-35 A L 27-34
 1934-35 A L 32-38
 1934-35 H W 33-28
 1934-35 H W 35-16
 1935-36 H W 44-30
 1935-36 H L 37-44
 1935-36 A W 45-32
 1935-36 A W 39-35
 1936-37 H W 63-40
 1936-37 H W 69-36
 1936-37 A W 42-40
 1936-37 A W 67-38
 1937-38 A W 69-33
 1937-38 A W 56-29
 1937-38 H W 53-51
 1937-38 H W 50-33
 1938-39 H W 56-44
 1938-39 H W 47-21

1938-39 A W 38-32
 1938-39 A W 37-33
 1939-40 H W 53-38
 1939-40 H W 40-36
 1939-40 A W 51-42
 1939-40 A L 37-42
 1940-41 A W 54-44
 1940-41 A L 44-45
 1940-41 H W 49-44
 1940-41 H W 56-34
 1941-42 H W 54-43
 1941-42 H W 49-30
 1941-42 A W 42-30
 1941-42 A W 36-28
 1942-43 A L 57-60
 1942-43 A W 60-41
 1945-46 H L 18-35
 1945-46 H L 29-41
 1945-46 H L 26-39
 1945-46 H L 20-47
 1946-47 A W 38-33
 1946-47 A L 40-48
 1946-47 H L 39-56
 1946-47 H W 68-53
 1947-48 A L 47-55
 1947-48 A W 55-47
 1947-48 A W 66-47
 1947-48 H L 46-48
 1948-49 N W 55-47
 1948-49 H W 61-52
 1948-49 A L 48-59
 1948-49 H L 46-59
 1948-49 A L 50-56
 1949-50 A L 55-71
 1949-50 H L 45-59
 1949-50 A L 59-69
 1949-50 H L 57-62
 1950-51 H L 73-78
 1950-51 H W 74-71
 1950-51 A L 48-56
 1950-51 A L 67-90
 1951-52 A L 63-81
 1951-52 A W 73-71
 1951-52 H L 68-72
 1951-52 H W 77-68
 1952-53 H L 66-67
 1952-53 H L 71-74
 1952-53 A L 50-75
 1952-53 A L 58-66
 1953-54 A L 73-92
 1953-54 A L 58-77
 1953-54 H L 77-92
 1953-54 H L 80-88
 1954-55 H W 61-56
 1954-55 H L 75-91
 1954-55 A L 63-85
 1954-55 A L 59-72
 1955-56 H L 48-50
 1955-56 H L 72-81
 1956-57 A L 63-86
 1956-57 A L 61-79
 1957-58 A L 43-46
 1957-58 H W 57-50
 1958-59 H W 69-61
 1958-59 A L 51-64
 1959-60 A L 54-67
 1959-60 H L 52-58
 1959-60 A L 48-49
 1960-61 H W 79-65
 1960-61 H L 56-70
 1960-61 A L 55-69
 1961-62 A L 64-82
 1961-62 A L 65-75
 1961-62 H W 82-67
 1962-63 H W 86-78
 1962-63 H W 73-69 (OT)
 1962-63 A L 54-64
 1962-63 A L 45-51
 1963-64 A L 71-84
 1963-64 A L 61-80
 1963-64 N L 88-100
 1964-65 A L 66-80
 1964-65 H L 67-83



Josh Childress

1965-66 H W 73-69
 1965-66 A L 58-70
 1966-67 A L 78-116
 1966-67 H L 47-75
 1967-68 H L 63-75
 1967-68 A L 61-100
 1968-69 A L 61-98
 1968-69 H L 60-81
 1969-70 H L 84-102
 1969-70 A L 90-120
 1970-71 H L 53-58
 1970-71 A L 72-107
 1971-72 A L 79-118
 1971-72 H L 73-102
 1972-73 H L 67-82
 1972-73 A L 45-51
 1973-74 A L 52-66
 1973-74 H L 60-62
 1974-75 H W 64-60
 1974-75 A L 59-93
 1975-76 A L 67-68
 1975-76 H L 74-120
 1976-77 H L 86-100
 1976-77 A L 83-114
 1977-78 A L 64-101
 1977-78 H L 63-79
 1978-79 H W 75-72
 1978-79 A L 71-99
 1979-80 A L 60-92
 1979-80 H L 62-75
 1980-81 A L 58-85
 1980-81 H W 74-72
 1981-82 H L 34-42
 1981-82 A L 53-79
 1982-83 H L 87-101
 1982-83 A L 86-99
 1983-84 A L 66-71

1983-84 H W 75-64
 1984-85 A L 71-100
 1984-85 H L 66-72
 1985-86 H W 76-70
 1985-86 A L 74-95
 1986-87 A L 75-95
 1986-87 H L 62-93
 1987-88 H W 116-110 (2OT)
 1987-88 A L 69-91
 1988-89 A L 74-70
 1988-89 H W 84-75
 1988-89 N W 95-86
 1989-90 H W 87-79
 1989-90 A W 70-69
 1990-91 A W 89-82
 1990-91 H L 86-89
 1991-92 H L 77-83
 1991-92 A L 70-96
 1992-93 A L 76-84
 1992-93 H L 64-72
 1993-94 H L 65-69
 1993-94 A L 88-103
 1994-95 A L 74-77
 1994-95 H L 77-88
 1995-96 A L 56-64
 1995-96 H W 67-66
 1996-97 H W 109-61
 1996-97 A L 68-87
 1997-98 H W 93-80
 1997-98 A W 84-81
 1998-99 A W 72-59
 1998-99 H W 77-73
 1999-00 A W 78-63
 1999-00 H L 93-94 (OT)
 2000-01 H L 73-79
 2000-01 A W 85-79
 2001-02 A W 86-76

| | | | |
|---------|---|---|------------|
| 2001-02 | H | L | 92-95 |
| 2002-03 | H | W | 52-51 |
| 2002-03 | A | W | 93-84 |
| 2003-04 | H | W | 67-52 |
| 2003-04 | A | W | 73-60 |
| 2004-05 | A | W | 75-64 |
| 2004-05 | H | W | 78-65 |
| 2005-06 | A | L | 54-71 |
| 2005-06 | H | L | 54-75 |
| 2006-07 | H | W | 75-68 |
| 2006-07 | A | L | 61-75 |
| 2007-08 | H | L | 67-76 |
| 2007-08 | A | L | 67-77 (OT) |
| 2007-08 | N | L | 64-67 |
| 2008-09 | A | L | 63-97 |
| 2008-09 | H | L | 71-76 |
| 2009-10 | H | W | 70-59 |
| 2009-10 | A | L | 73-77 |
| 2010-11 | A | L | 57-68 |
| 2010-11 | H | L | 65-69 |
| 2011-12 | H | W | 60-59 |
| 2011-12 | A | L | 61-72 |
| 2012-13 | A | L | 60-68 |
| 2012-13 | H | L | 80-88 |

Biggest Win: 48 points (109-61), 1996-97
Biggest Loss: 46 points (74-120), 1957-58
Current Streak: 3, UCLA

UC Riverside (5-0)

| | | | |
|---------|---|---|-------|
| 1982-83 | H | W | 84-71 |
| 1984-85 | H | W | 83-56 |
| 1993-94 | H | W | 69-64 |
| 2000-01 | H | W | 84-41 |
| 2010-11 | H | W | 55-48 |

UC San Diego (3-0)

| | | | |
|---------|---|---|--------|
| 1983-84 | H | W | 107-60 |
| 1984-85 | H | W | 87-48 |
| 1985-86 | H | W | 108-69 |

UC Santa Barbara (6-3)

| | | | |
|---------|---|---|------------|
| 1964-65 | H | W | 87-57 |
| 1964-65 | A | L | 84-85 (OT) |
| 1969-70 | H | L | 62-67 |
| 1972-73 | A | W | 80-68 |
| 1977-78 | A | L | 76-77 |
| 1987-88 | N | W | 75-65 |
| 1997-98 | H | W | 95-62 |
| 1999-00 | A | W | 62-49 |
| 2007-08 | H | W | 67-48 |

UNC Greensboro (2-0)

| | | | |
|---------|---|---|-------|
| 1996-97 | N | W | 88-52 |
| 2000-01 | N | W | 89-60 |

UNLV (2-1)

| | | | |
|---------|---|---|-------|
| 1985-86 | N | L | 65-83 |
| 2002-03 | A | W | 77-66 |
| 2003-04 | H | W | 86-71 |

USC (120-123)

| | | | |
|---------|---|---|-------|
| 1916-17 | A | W | 43-28 |
| 1916-17 | H | W | 34-10 |
| 1920-21 | H | W | 34-14 |
| 1922-23 | H | W | 29-14 |
| 1922-23 | H | W | 23-12 |
| 1922-23 | A | W | 17-12 |
| 1922-23 | A | W | 24-21 |
| 1923-24 | H | L | 17-20 |
| 1923-24 | H | W | 25-19 |
| 1923-24 | A | L | 20-24 |
| 1923-24 | A | W | 31-26 |
| 1925-26 | H | W | 25-11 |
| 1925-26 | A | W | 24-21 |
| 1925-26 | A | W | 30-22 |
| 1926-27 | A | W | 28-27 |
| 1926-27 | H | W | 24-19 |
| 1926-27 | H | W | 35-26 |
| 1927-28 | A | L | 23-24 |
| 1927-28 | A | L | 25-29 |

| | | | |
|---------|---|---|-------|
| 1927-28 | H | L | 27-34 |
| 1928-29 | A | W | 33-26 |
| 1928-29 | H | W | 31-21 |
| 1928-29 | H | W | 28-25 |
| 1929-30 | A | W | 35-23 |
| 1929-30 | A | L | 18-36 |
| 1929-30 | H | L | 24-30 |
| 1930-31 | H | L | 24-27 |
| 1930-31 | H | W | 28-21 |
| 1930-31 | A | L | 22-33 |
| 1931-32 | H | L | 28-35 |
| 1931-32 | H | L | 24-28 |
| 1931-32 | A | L | 29-37 |
| 1931-32 | A | L | 19-32 |
| 1932-33 | A | L | 25-30 |
| 1932-33 | A | L | 36-38 |
| 1932-33 | H | L | 18-34 |
| 1932-33 | H | L | 28-36 |
| 1933-34 | A | L | 24-36 |
| 1933-34 | A | W | 35-31 |
| 1933-34 | H | L | 22-28 |
| 1933-34 | H | L | 22-33 |
| 1934-35 | H | L | 30-40 |
| 1934-35 | H | W | 38-36 |
| 1934-35 | A | L | 40-55 |
| 1934-35 | A | L | 29-39 |
| 1935-36 | H | W | 32-25 |
| 1935-36 | H | W | 51-47 |
| 1935-36 | N | L | 36-45 |
| 1935-36 | N | W | 46-42 |
| 1935-36 | H | W | 39-36 |
| 1935-36 | N | W | 43-42 |
| 1936-37 | A | L | 39-42 |
| 1936-37 | A | W | 61-49 |
| 1936-37 | H | W | 39-34 |
| 1936-37 | H | W | 47-38 |
| 1936-37 | H | W | 64-54 |
| 1937-38 | H | L | 48-49 |
| 1937-38 | A | W | 36-30 |
| 1937-38 | A | W | 48-35 |
| 1938-39 | H | W | 42-39 |
| 1938-39 | H | L | 32-45 |
| 1938-39 | A | L | 29-35 |
| 1938-39 | A | L | 31-53 |
| 1939-40 | A | L | 48-51 |
| 1939-40 | A | L | 37-53 |
| 1939-40 | H | W | 46-45 |
| 1939-40 | H | L | 32-39 |
| 1940-41 | H | W | 43-37 |
| 1940-41 | H | W | 39-34 |
| 1940-41 | A | W | 46-38 |
| 1940-41 | A | W | 43-36 |
| 1941-42 | H | W | 43-33 |
| 1941-42 | H | L | 23-27 |
| 1941-42 | A | W | 46-44 |
| 1941-42 | A | W | 47-43 |
| 1942-43 | H | L | 32-41 |
| 1942-43 | A | L | 49-67 |
| 1945-46 | A | L | 49-62 |
| 1945-46 | A | L | 32-43 |
| 1945-46 | H | L | 36-48 |
| 1945-46 | H | L | 40-55 |
| 1946-47 | A | W | 55-50 |
| 1946-47 | A | L | 48-52 |
| 1946-47 | H | W | 55-50 |
| 1946-47 | H | W | 50-48 |
| 1947-48 | A | L | 33-39 |
| 1947-48 | H | L | 44-48 |
| 1947-48 | A | L | 40-41 |
| 1947-48 | H | L | 34-36 |
| 1948-49 | H | L | 46-66 |
| 1948-49 | A | L | 44-45 |
| 1948-49 | H | L | 57-58 |
| 1948-49 | A | L | 51-60 |
| 1949-50 | A | L | 58-73 |
| 1949-50 | H | L | 45-59 |
| 1949-50 | A | L | 59-62 |
| 1949-50 | H | W | 60-57 |
| 1950-51 | A | L | 54-65 |
| 1950-51 | A | L | 45-72 |
| 1950-51 | H | W | 73-71 |
| 1950-51 | H | L | 65-68 |
| 1951-52 | A | L | 58-63 |

| | | | |
|---------|---|---|------------|
| 1951-52 | A | L | 64-75 |
| 1951-52 | H | W | 51-41 |
| 1951-52 | H | W | 73-65 |
| 1952-53 | H | L | 58-76 |
| 1952-53 | H | L | 63-72 |
| 1952-53 | A | L | 56-93 |
| 1952-53 | A | W | 76-74 |
| 1953-54 | A | W | 61-59 |
| 1953-54 | A | L | 69-71 |
| 1953-54 | H | L | 53-57 |
| 1953-54 | H | W | 72-67 |
| 1954-55 | H | W | 92-78 |
| 1954-55 | H | W | 76-70 |
| 1954-55 | A | L | 63-73 |
| 1954-55 | A | L | 56-71 |
| 1955-56 | A | W | 78-74 |
| 1955-56 | A | L | 58-74 |
| 1956-57 | H | L | 69-72 |
| 1956-57 | H | L | 73-86 |
| 1957-58 | H | W | 57-44 |
| 1957-58 | A | W | 69-61 |
| 1958-59 | A | L | 52-71 |
| 1958-59 | H | W | 85-74 |
| 1959-60 | A | W | 82-71 (OT) |
| 1959-60 | H | W | 66-51 |
| 1959-60 | H | L | 53-59 |
| 1960-61 | H | L | 57-63 |
| 1960-61 | A | L | 61-79 |
| 1960-61 | A | L | 53-54 |
| 1961-62 | A | W | 67-56 |
| 1961-62 | H | W | 63-62 |
| 1961-62 | H | W | 68-66 |
| 1962-63 | H | L | 57-65 |
| 1962-63 | H | L | 57-61 |
| 1962-63 | A | W | 60-58 |
| 1962-63 | A | L | 61-67 (OT) |
| 1963-64 | H | L | 74-75 (OT) |
| 1963-64 | H | W | 62-46 |
| 1963-64 | A | W | 64-63 |
| 1964-65 | H | L | 59-74 |
| 1964-65 | A | W | 87-71 |
| 1965-66 | H | W | 73-64 |
| 1965-66 | A | W | 82-71 |
| 1966-67 | A | W | 67-58 |
| 1966-67 | H | W | 81-79 |
| 1967-68 | A | L | 64-90 |
| 1967-68 | A | L | 60-72 |
| 1968-69 | A | W | 66-56 |
| 1968-69 | H | L | 66-75 |
| 1969-70 | H | L | 69-71 |
| 1969-70 | A | L | 71-85 |
| 1970-71 | H | L | 51-71 |
| 1970-71 | A | L | 74-83 |
| 1971-72 | A | L | 63-65 |
| 1971-72 | H | L | 65-71 |
| 1972-73 | H | L | 67-83 |
| 1972-73 | A | W | 50-47 |
| 1973-74 | A | L | 57-64 |
| 1973-74 | H | L | 59-62 |
| 1974-75 | H | W | 67-66 |
| 1974-75 | A | L | 77-85 |
| 1975-76 | A | W | 86-75 |
| 1975-76 | H | W | 96-83 |
| 1976-77 | H | W | 68-64 |
| 1976-77 | A | L | 84-105 |
| 1977-78 | A | L | 74-76 |
| 1977-78 | H | L | 68-70 |
| 1978-79 | H | L | 66-67 |
| 1978-79 | A | L | 69-79 |
| 1979-80 | A | L | 68-69 |
| 1979-80 | H | W | 93-91 (OT) |
| 1980-81 | A | L | 64-89 |
| 1980-81 | H | L | 67-74 |
| 1981-82 | H | L | 74-85 |
| 1981-82 | A | L | 59-74 |
| 1982-83 | H | W | 92-74 |
| 1982-83 | A | L | 76-90 |
| 1983-84 | A | L | 49-51 (OT) |
| 1983-84 | H | W | 64-56 |
| 1984-85 | A | W | 60-54 |
| 1984-85 | H | W | 86-65 |
| 1985-86 | A | W | 61-59 |
| 1985-86 | H | W | 85-64 |



Josh Owens



Nick Robinson celebrates with fans after hitting a 35-foot shot at the buzzer of the Arizona game in 2004.

| | | | |
|---------|---|---|------------|
| 1986-87 | A | W | 64-58 |
| 1986-87 | H | W | 72-57 |
| 1987-88 | H | W | 88-62 |
| 1987-88 | A | W | 73-65 |
| 1988-89 | A | W | 68-52 |
| 1988-89 | H | W | 74-65 |
| 1988-89 | N | W | 66-61 |
| 1989-90 | H | W | 74-61 |
| 1989-90 | A | L | 61-72 |
| 1990-91 | A | L | 67-85 |
| 1990-91 | H | W | 92-76 |
| 1991-92 | H | L | 72-82 |
| 1991-92 | A | L | 72-73 (OT) |
| 1992-93 | A | L | 55-63 |
| 1992-93 | H | W | 78-62 |
| 1993-94 | H | W | 76-67 |
| 1993-94 | A | W | 66-55 |
| 1994-95 | A | W | 85-82 |
| 1994-95 | H | W | 90-78 |
| 1995-96 | A | L | 80-84 |
| 1995-96 | H | W | 99-69 |
| 1996-97 | H | W | 85-70 |
| 1996-97 | A | L | 81-84 |
| 1997-98 | H | W | 99-62 |
| 1997-98 | A | W | 83-59 |
| 1998-99 | A | W | 72-55 |
| 1998-99 | H | L | 82-86 (OT) |
| 1999-00 | A | W | 67-57 |
| 1999-00 | H | W | 111-68 |
| 2000-01 | H | W | 77-71 |
| 2000-01 | A | W | 70-68 |
| 2001-02 | A | L | 82-90 |
| 2001-02 | H | L | 58-77 |
| 2001-02 | N | L | 78-103 |
| 2002-03 | H | W | 80-72 |
| 2002-03 | A | W | 73-67 |
| 2002-03 | N | L | 74-79 |
| 2003-04 | H | W | 77-67 |
| 2003-04 | A | W | 76-67 |
| 2004-05 | A | W | 78-70 |
| 2004-05 | H | W | 71-62 |
| 2005-06 | A | L | 71-82 |

| | | | |
|---------|---|---|------------|
| 2005-06 | H | W | 58-56 |
| 2006-07 | H | W | 65-50 |
| 2006-07 | A | L | 65-69 |
| 2006-07 | N | L | 79-83 (OT) |
| 2007-08 | H | W | 52-46 |
| 2007-08 | A | L | 64-77 |
| 2008-09 | A | L | 69-70 |
| 2008-09 | H | W | 75-63 |
| 2009-10 | H | W | 54-53 |
| 2009-10 | A | L | 49-54 |
| 2010-11 | A | L | 42-65 |
| 2010-11 | H | L | 53-69 |
| 2011-12 | H | W | 51-43 |
| 2011-12 | A | W | 59-47 |
| 2012-13 | A | L | 69-71 |
| 2012-13 | H | L | 64-65 |

Biggest Win: 43 points (111-68), 1999-00
Biggest Loss: 37 points (56-93), 1952-53
Current Streak: 2, USC

USIU (2-0)

| | | | |
|---------|---|---|-------|
| 1981-82 | H | W | 82-70 |
| 1983-84 | H | W | 89-82 |

Utah (10-15)

| | | | |
|---------|---|---|--------|
| 1932-33 | A | L | 30-38 |
| 1932-33 | A | W | 41-37 |
| 1933-34 | N | L | 24-48 |
| 1934-35 | A | L | 37-46 |
| 1934-35 | A | W | 58-38 |
| 1935-36 | N | W | 76-43 |
| 1945-46 | N | L | 15-53 |
| 1950-51 | A | L | 45-53 |
| 1957-58 | A | L | 49-65 |
| 1960-61 | H | W | 59-56 |
| 1962-63 | H | W | 81-50 |
| 1963-64 | A | L | 81-87 |
| 1966-67 | H | L | 87-100 |
| 1967-68 | A | L | 92-101 |
| 1968-69 | H | W | 79-70 |
| 1969-70 | A | L | 95-96 |
| 1970-71 | H | L | 91-99 |

| | | | |
|---------|---|---|------------|
| 1971-72 | A | L | 68-80 |
| 1972-73 | H | W | 86-71 |
| 1973-74 | A | L | 82-91 |
| 1996-97 | N | L | 77-82 (OT) |
| 2011-12 | H | W | 68-65 |
| 2011-12 | A | L | 57-58 |
| 2012-13 | A | W | 87-56 |
| 2012-13 | H | W | 84-66 |

Biggest Win: 33 points (76-43), 1935-36

Biggest Loss: 38 points (15-53), 1945-46

Current Streak: 2, Stanford

Utah State (3-3)

| | | | |
|---------|---|---|--------|
| 1933-34 | H | L | 35-46 |
| 1935-36 | N | W | 73-34 |
| 1940-41 | H | W | 64-33 |
| 1965-66 | N | W | 93-79 |
| 1974-75 | H | L | 74-77 |
| 1976-77 | A | L | 84-103 |

Valparaiso (3-0)

| | | | |
|---------|---|---|-------|
| 1956-57 | N | W | 68-51 |
| 1971-72 | N | W | 80-66 |
| 1997-98 | N | W | 70-65 |

Vanderbilt (2-0)

| | | | |
|---------|---|---|-------|
| 1954-55 | A | W | 72-64 |
| 1988-89 | A | W | 89-68 |

Villanova (0-1)

| | | | |
|---------|---|---|-------|
| 1970-71 | H | L | 76-96 |
|---------|---|---|-------|

Virginia (7-1)

| | | | |
|---------|---|---|-------|
| 1991-92 | H | W | 74-60 |
| 1992-93 | A | L | 48-72 |
| 1993-94 | H | W | 84-72 |
| 1994-95 | A | W | 64-60 |
| 2005-06 | H | W | 65-49 |
| 2006-07 | A | W | 76-75 |
| 2009-10 | N | W | 57-52 |
| 2010-11 | H | W | 81-60 |

Virginia Tech (0-2)

| | | | |
|---------|---|---|-------|
| 1972-73 | N | L | 71-77 |
| 2005-06 | N | L | 52-59 |

Washington (70-68)

| | | | |
|---------|---|---|-------------|
| 1915-16 | H | L | 19-35 |
| 1920-21 | H | W | 25-14 |
| 1920-21 | H | W | 30-22 |
| 1920-21 | A | L | 25-28 |
| 1920-21 | A | L | 16-17 |
| 1935-36 | A | L | 28-32 |
| 1935-36 | A | L | 38-49 |
| 1935-36 | N | W | 60-39 |
| 1935-36 | H | W | 48-38 |
| 1949-50 | A | L | 56-62 |
| 1953-54 | A | W | 66-51 |
| 1953-54 | A | W | 63-61 |
| 1955-56 | H | W | 72-55 |
| 1955-56 | H | W | 73-68 |
| 1955-56 | A | L | 42-57 |
| 1955-56 | A | W | 58-46 |
| 1956-57 | H | W | 70-63 |
| 1956-57 | H | L | 64-68 |
| 1957-58 | H | L | 54-60 |
| 1957-58 | A | L | 58-69 |
| 1958-59 | H | W | 51-49 |
| 1958-59 | A | L | 52-75 |
| 1959-60 | H | W | 58-55 |
| 1959-60 | A | W | 54-42 |
| 1960-61 | H | W | 61-58 (OT) |
| 1960-61 | H | L | 49-51 |
| 1960-61 | A | L | 47-71 |
| 1961-62 | H | W | 64-59 |
| 1961-62 | A | L | 61-73 |
| 1961-62 | A | L | 49-65 |
| 1962-63 | H | W | 63-62 (2OT) |
| 1962-63 | H | W | 57-48 |
| 1962-63 | H | W | 58-49 |
| 1962-63 | A | L | 48-49 |

| | | | |
|---------|---|---|-------------|
| 1963-64 | H | W | 75-62 |
| 1963-64 | H | W | 64-46 |
| 1963-64 | A | L | 67-69 |
| 1964-65 | H | W | 80-68 |
| 1964-65 | A | W | 65-56 |
| 1965-66 | A | W | 83-78 (OT) |
| 1965-66 | H | W | 75-73 |
| 1966-67 | A | L | 73-79 |
| 1966-67 | H | L | 82-85 |
| 1967-68 | H | W | 97-75 |
| 1967-68 | A | L | 80-91 |
| 1968-69 | H | L | 59-76 |
| 1968-69 | A | L | 45-68 |
| 1969-70 | A | L | 76-80 |
| 1969-70 | H | L | 71-78 |
| 1970-71 | H | L | 80-81 |
| 1970-71 | A | L | 69-72 |
| 1971-72 | H | W | 85-80 |
| 1971-72 | A | L | 78-90 |
| 1972-73 | A | W | 76-55 |
| 1972-73 | H | W | 76-66 |
| 1973-74 | H | W | 88-68 |
| 1973-74 | A | L | 70-84 |
| 1974-75 | A | L | 68-69 |
| 1974-75 | H | L | 68-69 |
| 1975-76 | H | L | 81-87 |
| 1975-76 | A | L | 59-80 |
| 1976-77 | A | L | 77-98 |
| 1976-77 | H | W | 74-69 |
| 1977-78 | H | W | 72-68 |
| 1977-78 | A | W | 81-74 |
| 1978-79 | H | W | 80-69 |
| 1978-79 | A | L | 63-84 |
| 1979-80 | A | L | 59-81 |
| 1979-80 | N | W | 79-78 (OT) |
| 1980-81 | H | L | 57-65 |
| 1980-81 | A | L | 71-89 |
| 1981-82 | A | L | 70-75 |
| 1981-82 | H | L | 52-53 |
| 1982-83 | A | L | 65-84 |
| 1982-83 | H | W | 77-63 |
| 1983-84 | H | W | 78-74 |
| 1983-84 | A | L | 63-68 |
| 1984-85 | A | L | 69-78 |
| 1984-85 | H | L | 47-67 |
| 1985-86 | H | L | 69-70 |
| 1985-86 | A | L | 87-96 |
| 1986-87 | H | W | 82-77 |
| 1986-87 | A | L | 65-70 |
| 1986-87 | N | L | 71-86 |
| 1987-88 | H | W | 86-70 |
| 1987-88 | A | L | 82-84 (2OT) |
| 1988-89 | A | W | 71-69 |
| 1988-89 | H | W | 82-74 (OT) |
| 1989-90 | A | L | 59-71 |
| 1989-90 | H | W | 59-48 |
| 1990-91 | H | W | 87-55 |
| 1990-91 | A | W | 60-59 |
| 1991-92 | A | W | 64-58 |
| 1991-92 | H | W | 78-66 |
| 1992-93 | H | L | 67-68 |
| 1992-93 | A | L | 51-56 |
| 1993-94 | H | W | 67-65 |
| 1993-94 | A | W | 76-61 |
| 1994-95 | A | W | 65-51 |
| 1994-95 | H | W | 74-65 |
| 1995-96 | A | L | 71-74 |
| 1995-96 | H | W | 71-56 |
| 1996-97 | H | W | 78-67 |
| 1996-97 | A | L | 61-75 |
| 1997-98 | A | W | 74-72 |
| 1997-98 | H | W | 93-70 |
| 1998-99 | H | W | 67-60 |
| 1998-99 | A | W | 89-57 |
| 1999-00 | H | W | 92-62 |
| 1999-00 | A | W | 77-52 |
| 2000-01 | A | W | 94-63 |
| 2000-01 | H | W | 99-79 |
| 2001-02 | H | W | 105-60 |
| 2001-02 | A | W | 91-65 |
| 2002-03 | A | L | 68-73 |
| 2002-03 | H | W | 78-69 |
| 2003-04 | H | W | 85-72 |

| | | | |
|---------|---|---|-------|
| 2003-04 | A | L | 62-75 |
| 2003-04 | N | W | 77-66 |
| 2004-05 | A | L | 73-76 |
| 2004-05 | H | W | 77-67 |
| 2004-05 | N | L | 63-66 |
| 2005-06 | H | W | 76-67 |
| 2005-06 | A | L | 57-75 |
| 2006-07 | H | W | 78-77 |
| 2006-07 | A | L | 52-64 |
| 2007-08 | A | W | 65-51 |
| 2007-08 | H | W | 82-79 |
| 2008-09 | A | L | 83-84 |
| 2008-09 | H | L | 68-75 |
| 2008-09 | N | L | 73-85 |
| 2009-10 | A | L | 61-94 |
| 2009-10 | H | L | 61-78 |
| 2009-10 | N | L | 64-79 |
| 2010-11 | H | W | 58-56 |
| 2010-11 | A | L | 76-87 |
| 2011-12 | A | L | 63-76 |
| 2012-13 | H | L | 60-65 |

Biggest Win: 45 points (105-60), 2001-02
Biggest Loss: 33 points (61-94), 2009-10
Current Streak: 3, Washington

Washington State (70-59)

| | | | |
|---------|---|---|------------|
| 1916-17 | H | L | 18-36 |
| 1916-17 | H | L | 15-23 |
| 1919-20 | H | W | 30-29 |
| 1919-20 | H | L | 24-25 |
| 1920-21 | A | W | 42-37 |
| 1920-21 | A | W | 36-20 |
| 1921-22 | H | L | 16-21 |
| 1921-22 | H | L | 13-15 |
| 1936-37 | A | W | 31-28 |
| 1936-37 | A | W | 41-40 |
| 1940-41 | A | L | 43-46 |
| 1940-41 | A | L | 40-44 |
| 1955-56 | A | W | 81-76 |
| 1955-56 | A | L | 67-69 |
| 1956-57 | H | W | 60-51 |
| 1956-57 | H | W | 80-62 |
| 1957-58 | A | L | 51-64 |
| 1957-58 | H | W | 58-53 |
| 1958-59 | A | W | 59-40 |
| 1958-59 | H | W | 59-58 |
| 1959-60 | H | W | 57-44 |
| 1959-60 | A | W | 67-58 (OT) |
| 1960-61 | H | L | 50-51 |
| 1960-61 | A | L | 63-83 |
| 1961-62 | H | W | 67-51 |
| 1963-64 | A | W | 80-69 |
| 1963-64 | A | W | 84-48 |
| 1963-64 | H | W | 81-55 |
| 1964-65 | H | W | 73-46 |
| 1964-65 | A | L | 58-59 |
| 1965-66 | N | W | 88-77 |
| 1965-66 | A | L | 58-61 |
| 1965-66 | H | W | 80-61 |
| 1966-67 | A | L | 58-82 |
| 1966-67 | H | W | 71-70 (OT) |
| 1967-68 | H | L | 71-87 |
| 1967-68 | A | L | 75-87 |
| 1968-69 | H | L | 66-71 |
| 1968-69 | A | L | 68-69 |
| 1969-70 | A | L | 62-72 |
| 1969-70 | H | L | 62-85 |
| 1970-71 | N | L | 55-65 |
| 1970-71 | H | W | 77-70 |
| 1970-71 | A | L | 79-89 |
| 1971-72 | H | W | 76-54 |
| 1971-72 | A | L | 66-68 |
| 1972-73 | A | L | 49-61 |
| 1972-73 | H | W | 59-44 |
| 1973-74 | H | W | 65-51 |
| 1973-74 | A | W | 72-51 |
| 1974-75 | A | W | 71-58 |
| 1974-75 | H | W | 92-70 |
| 1975-76 | H | L | 60-62 |
| 1975-76 | A | L | 79-91 |
| 1976-77 | A | L | 68-80 |
| 1976-77 | H | L | 52-69 |
| 1977-78 | H | L | 59-62 |

| | | | |
|---------|---|---|------------|
| 1977-78 | A | L | 64-67 |
| 1978-79 | H | L | 52-72 |
| 1978-79 | A | L | 47-69 |
| 1979-80 | A | L | 74-102 |
| 1979-80 | H | L | 75-93 |
| 1980-81 | H | W | 62-60 |
| 1980-81 | A | L | 58-59 |
| 1981-82 | A | L | 58-63 |
| 1981-82 | H | L | 54-62 |
| 1982-83 | A | L | 63-67 |
| 1982-83 | H | L | 69-79 |
| 1983-84 | H | W | 68-65 |
| 1983-84 | A | L | 61-65 |
| 1984-85 | A | L | 59-71 |
| 1984-85 | H | L | 68-78 |
| 1985-86 | H | W | 84-67 |
| 1985-86 | A | L | 66-69S |
| 1986-87 | H | W | 93-76 |
| 1986-87 | A | L | 64-74 |
| 1987-88 | H | L | 68-70 (OT) |
| 1987-88 | A | W | 51-50 |
| 1988-89 | A | W | 85-43 |
| 1988-89 | H | W | 65-53 |
| 1989-90 | A | W | 69-49 |
| 1989-90 | H | W | 68-54 |
| 1990-91 | H | W | 94-63 |
| 1990-91 | A | L | 68-74 |
| 1991-92 | A | L | 59-67 |
| 1991-92 | H | W | 85-70 |
| 1992-93 | H | L | 59-64 |
| 1992-93 | A | L | 54-87 |
| 1993-94 | H | W | 75-64 |
| 1993-94 | A | L | 71-77 |
| 1994-95 | A | L | 63-77 |
| 1994-95 | H | W | 79-72 |
| 1995-96 | A | W | 78-67 |
| 1995-96 | H | L | 59-68 |
| 1996-97 | H | W | 81-61 |
| 1996-97 | A | W | 76-63 |
| 1997-98 | A | W | 82-72 |
| 1997-98 | H | W | 72-56 |
| 1998-99 | H | W | 94-45 |
| 1998-99 | A | W | 64-58 |
| 1999-00 | H | W | 63-38 |
| 1999-00 | A | W | 89-52 |
| 2000-01 | A | W | 72-61 |
| 2000-01 | H | W | 75-64 |
| 2001-02 | H | W | 83-50 |

| | | | |
|---------|---|---|------------|
| 2001-02 | A | W | 76-63 |
| 2002-03 | A | W | 73-68 (OT) |
| 2002-03 | H | W | 72-54 |
| 2003-04 | H | W | 73-51 |
| 2003-04 | A | W | 63-61 |
| 2003-04 | N | W | 68-47 |
| 2004-05 | A | L | 51-60 |
| 2004-05 | H | L | 48-59 |
| 2004-05 | N | W | 60-58 |
| 2005-06 | H | W | 69-59 |
| 2005-06 | A | W | 39-37 |
| 2006-07 | H | W | 71-68 (OT) |
| 2006-07 | A | L | 45-58 |
| 2007-08 | A | W | 67-65 (OT) |
| 2007-08 | H | W | 60-53 |
| 2007-08 | N | W | 75-68 |
| 2008-09 | A | L | 54-55 |
| 2008-09 | H | W | 65-54 |
| 2009-10 | A | L | 73-77 |
| 2009-10 | H | W | 60-58 |
| 2010-11 | H | L | 58-61 |
| 2010-11 | A | W | 75-62 |
| 2011-12 | A | L | 69-81 |
| 2012-13 | H | W | 78-67 |

Biggest Win: 49 points (94-45), 1998-99
Biggest Loss: 33 points (54-87), 1992-93
Current Streak: 1, Stanford

Wake Forest (1-0)

| | | | |
|---------|---|---|-------|
| 1996-97 | N | W | 72-66 |
|---------|---|---|-------|

West Virginia (0-1)

| | | | |
|---------|---|---|-------|
| 1959-60 | N | L | 47-66 |
|---------|---|---|-------|

Western Kentucky (1-1)

| | | | |
|---------|---|---|-------|
| 1956-57 | N | L | 66-76 |
| 2001-02 | N | W | 84-68 |

Western Michigan (2-0)

| | | | |
|---------|---|---|-------|
| 1983-84 | H | W | 80-62 |
| 1997-98 | N | W | 83-65 |

Western Washington (1-0)

| | | | |
|---------|---|---|-------|
| 1986-87 | H | W | 83-61 |
|---------|---|---|-------|

Whittier (1-1)

| | | | |
|---------|---|---|-------|
| 1913-14 | A | L | 21-37 |
| 1914-15 | H | W | 46-12 |

Wichita State (1-0)

| | | | |
|---------|---|---|-------|
| 2008-09 | A | W | 70-56 |
|---------|---|---|-------|

William & Mary (1-0)

| | | | |
|---------|---|---|-------|
| 1987-88 | H | W | 87-64 |
|---------|---|---|-------|

Wisconsin (6-3)

| | | | |
|---------|---|---|-------|
| 1939-40 | A | W | 39-26 |
| 1955-56 | H | W | 65-53 |
| 1959-60 | A | L | 60-61 |
| 1974-75 | A | W | 86-67 |
| 1975-76 | N | L | 64-70 |
| 1976-77 | H | W | 70-66 |
| 1990-91 | A | W | 80-72 |
| 1993-94 | A | L | 73-80 |
| 1994-95 | H | W | 95-78 |

Wisconsin Superior (1-0)

| | | | |
|---------|---|---|-------|
| 1980-81 | H | W | 77-69 |
|---------|---|---|-------|

Wyoming (3-4)

| | | | |
|---------|---|---|-------|
| 1932-33 | A | L | 24-41 |
| 1962-63 | H | W | 81-62 |
| 1964-65 | H | W | 88-75 |
| 1968-69 | A | L | 73-87 |
| 1969-70 | H | L | 74-84 |
| 1979-80 | H | W | 54-52 |
| 1980-81 | A | L | 51-73 |

Xavier (1-0)

| | | | |
|---------|---|---|-------|
| 2002-03 | H | W | 63-62 |
|---------|---|---|-------|

Yale (7-0)

| | | | |
|---------|---|---|---------|
| 1948-49 | N | W | 78-62 |
| 1985-86 | H | W | 129-108 |
| 1990-91 | H | W | 69-51 |
| 2002-03 | H | W | 79-56 |
| 2007-08 | H | W | 72-61 |
| 2008-09 | A | W | 75-67 |
| 2010-11 | H | W | 60-44 |



Stanford in the Postseason

Stanford's Postseason History: 36-21 (24 appearances)

NCAA Tournament History: 21-15 (16 appearances)

1941-42

Stanford Seed: -

West Regional Semifinal – Kansas City, MO

Rice (-) W 53-47

West Regional Final – Kansas City, MO

Colorado (-) W 46-35

Championship Game – Kansas City, MO

Dartmouth (-) W 53-38

1988-89

Stanford Seed: (3)

First Round (East) – Greensboro, NC

Siena (14) L 80-78

1991-92

Stanford Seed: (12)

First Round (Southeast) – Cincinnati, OH

Alabama (5) L 80-75

1994-95

Stanford Seed: (10)

First Round (East) – Albany, NY

UNC Charlotte (7) W 70-68

Second Round (East) – Albany, NY

Massachusetts (2) L 75-53

1995-96

Stanford Seed: (9)

First Round (East) – Providence, RI

Bradley (8) W 66-58

Second Round (East) – Providence, RI

Massachusetts (1) L 79-74

1996-97

Stanford Seed: (6)

First Round (West) – Tucson, AZ

Oklahoma (11) W 80-67

Second Round (West) – Tucson, AZ

Wake Forest (3) W 72-66

Sweet 16 (West) – San Jose, CA

Utah (2) L 82-77 (OT)

1997-98

Stanford Seed: (3)

First Round (Midwest) – Chicago, IL

College of Charleston (14) W 67-57

Second Round (Midwest) – Chicago, IL

Western Michigan (11) W 83-65

Sweet 16 (Midwest) – St. Louis, MO

Purdue (2) W 67-59

Regional Final (Midwest) – St. Louis, MO

Rhode Island (8) W 79-77

Final Four – San Antonio, TX

Kentucky (2) L 86-85 (OT)

1998-99

Stanford Seed: (2)

First Round (West) – Seattle, WA

Alcorn State (15) W 69-57

Second Round (West) – Seattle, WA

Gonzaga (10) L 82-74

1999-00

Stanford Seed: (1)

First Round (South) – Birmingham, AL

South Carolina State (16) W 84-65

Second Round (South) – Birmingham, AL

North Carolina (8) L 60-53

2000-01

Stanford Seed: (1)

First Round (West) – San Diego, CA

UNC Greensboro (16) W 89-60

Second Round (West) – San Diego, CA

St. Joseph's (9) W 90-83

Sweet 16 (West) – Anaheim, CA

Cincinnati (5) W 78-65

Regional Final (West) – Anaheim, CA

Maryland (3) L 87-73

2001-02

Stanford Seed: (8)

First Round (Midwest) – St. Louis, MO

Western Kentucky (9) W 84-68

Second Round (Midwest) – St. Louis, MO

Kansas (1) L 86-63

2002-03

Stanford Seed: (4)

First Round (South) – Spokane, WA

San Diego (13) W 77-69

Second Round (South) – Spokane, WA

Connecticut (5) L 85-74

2003-04

Stanford Seed: (1)

First Round (West) – Seattle, WA

Texas San-Antonio (16) W 71-45

Second Round (West) – Seattle, WA

Alabama (8) L 70-67

2004-05

Stanford Seed: (8)

First Round (Austin Regional) – Charlotte, NC

Mississippi State (9) L 93-70

2006-07

Stanford Seed: (11)

First Round (San Antonio Regional) – Lexington, KY

Louisville (6) L 78-58

2007-08

Stanford Seed: (3)

First Round (Houston Regional) – Anaheim, CA


Cornell (14) W 77-53

Second Round (Houston Regional) – Anaheim, CA

Marquette (6) W 82-81 (OT)

Sweet 16 (South) – Houston, TX

Texas (2) L 82-62



NIT History:

13-5 (7 appearances)

1987-88

First Round – Stanford, CA

Long Beach State W 80-77

Second Round – Stanford, CA

Arkansas State L 60-59

1989-90

First Round – Honolulu, HI

Hawai'i L 69-57

1990-91

First Round – Stanford, CA

Houston W 93-86

Second Round – Madison, WI

Wisconsin W 80-72

Third Round – Carbondale, IL

Southern Illinois W 78-68

Semifinal – New York, NY

Massachusetts W 73-71

Championship Game – New York, NY

Oklahoma W 78-72

1993-94

First Round – Stanford, CA

Gonzaga L 80-76

2005-06

Preliminary Round – Stanford, CA

Virginia W 65-49

First Round – Springfield, MO

Missouri State L 76-67

2011-12

First Round – Stanford, CA

Cleveland State W 76-65

Second Round – Stanford, CA

Illinois State W 92-88 (OT)

Third Round – Stanford, CA

Nevada W 84-56

Semifinal – New York, NY

Massachusetts W 74-64

Championship Game – New York, NY

Minnesota W 75-51

2012-13

First Round – Stanford, CA

Stephen F. Austin W 58-57

Second Round – Tuscaloosa, AL

Alabama L 66-54

CBI History:

2-1 (1 appearance)

2008-09

First Round (Midwest) – Stanford, CA

Boise State W 96-76

Quarterfinals (Midwest) – Wichita, KS

Wichita State W 70-56

Semifinals (Midwest) – Corvallis, OR



Stanford in the Postseason

1941-42

The regular lineup for Stanford's 1942 NCAA championship team was (left to right): Bill Cowden, Howie Dallmar, Ed Voss, Jim Pollard, Don Burness and head coach Everett S. Dean.



1987-88

Stanford finished the season 21-12 and participated in the NIT, representing the program's first postseason appearance since capturing the 1942 NCAA championship.



1988-89

The Cardinal was ranked No. 12 in the nation, finished the season 26-7 and qualified for the NCAA Tournament. Three members of that team (Adam Keefe, Todd Lichti, Howard Wright) later played in the NBA, and a fourth player, Andrew Vlahov, played in the 1988, 1992, 1996 and 2000 Olympic Games for Australia.



1989-90

Stanford wrapped up an 18-12 campaign with an appearance in the NIT, falling at Hawai'i in the first round.



Notable Moment in Stanford History

Hank Luisetti Scores 50 points vs. Duquesne

On Jan. 1, 1938, Hank Luisetti set a school record with 50 points against Duquesne. The record remains the oldest in school history. Here is the box score from that game which was played in Cleveland, Ohio.



| Stanford (92) | | | | Duquesne (27) | | | |
|---------------|-----------|-----------|-----------|---------------|-----------|----------|-----------|
| Player | Fg | Ft | Pts | Player | Fg | Ft | Pts |
| Luisetti | 23 | 4 | 50 | Wetzel | 3 | 1 | 7 |
| P. Zonne | 7 | 1 | 15 | Fortney | 3 | 0 | 6 |
| Stoefen | 5 | 3 | 13 | Yankitis | 2 | 0 | 4 |
| Burnett | 3 | 0 | 6 | Krelling | 1 | 2 | 4 |
| LaFaille | 1 | 0 | 2 | Adams | 2 | 0 | 4 |
| Huff | 1 | 0 | 2 | Cristofack | 0 | 1 | 1 |
| Calderwood | 1 | 0 | 2 | O'Malley | 0 | 1 | 1 |
| Lyon | 0 | 2 | 2 | Scarry | 0 | 0 | 0 |
| Lee | 0 | 0 | 0 | Neiderberger | 0 | 0 | 0 |
| B. Zonne | 0 | 0 | 0 | Totals | 11 | 6 | 27 |
| Rapp | 0 | 0 | 0 | | | | |
| Heath | 0 | 0 | 0 | | | | |
| Totals | 41 | 10 | 92 | | | | |

1990-91

Despite entering the postseason with four losses in its final five games, the Cardinal captured the NIT championship, defeating Oklahoma 78-72 in the championship game.



1991-92

Stanford returned to the NCAA Tournament and established 18 school records during an 18-11 campaign.




1993-94

The Cardinal participated in postseason play for the sixth time in the last seven years, reaching the NIT for the fourth time in school history.



1994-95

Stanford advanced to the NCAA Tournament and defeated UNC Charlotte in the first round, representing its first NCAA Tournament win since 1942.




1995-96

Ranked as high as No. 15 in the nation, Stanford defeated Bradley in its NCAA Tournament opener before losing 79-74 to then-No. 1 Massachusetts.




1996-97

For the first time in school history, Stanford reached the NCAA Tournament Sweet 16 with victories over Oklahoma and Wake Forest.




1997-98

One of the best teams in school history, a high national ranking, excellent team chemistry, talent and depth characterized the 1997-98 Stanford Cardinal. The Cardinal finished 30-5 and earned a trip to the NCAA Final Four.



1998-99

Stanford captured the Pac-10 championship, the school's first title since the 1962-63 campaign. The Cardinal advanced to the second round of the NCAA Tournament.



1999-00

The Cardinal claimed the Pac-10 championship for a second straight season and reached the second round of the NCAA Tournament.




2000-01

Stanford was crowned Pac-10 champions for the third straight season, earned a No. 1 seed in the NCAA Tournament and reached the NCAA West Regional final.




2001-02

Stanford finished tied for second place in the Pac-10 and advanced to the NCAA Tournament for the eighth straight year.




2002-03

The Cardinal closed out the year 14-4 to place second in the Pac-10 and advanced to the second round of the NCAA Tournament.




2003-04

Ranked No. 1 in the nation for four weeks, Stanford chalked up a 30-2 record and won the Pac-10 title with a school-record 17 conference wins.



2004-05

Stanford finished with an 18-13 overall record and a third-place finish in the Pac-10, ending the season with just nine healthy players while qualifying for the NCAA Tournament.



2005-06

The Cardinal finished with a 16-14 overall record and advanced to the postseason for the 13th straight year, making an appearance in the NIT.



2006-07

Stanford wrapped up the year with an 18-13 overall record and reached the NCAA Tournament for the first time since 2005.



2007-08

Stanford racked up 28 victories overall, a total that ranks third-best in school history. The Cardinal also reached the NCAA Tournament Sweet 16 for the first time since 2001.



2008-09

For the 20th time in school history, the Cardinal reached the 20-win plateau. Stanford secured a winning record for the 16th straight year and reached the semifinals of the second-year College Basketball Invitational (CBI).



2011-12

Stanford (26-11, 10-8 Pac-12) captured its third title in school history, closing out the year as 2012 Postseason NIT champions. The Cardinal performed its best at the end of the year, winning a school-record seven games during the month of March.



2012-13

Stanford finished 19-15 overall and earned an NIT berth. The Cardinal was eliminated by Alabama in the second round after defeating Stephen F. Austin at home.



Notable Moment in Stanford History

Evolution of a "SportsCenter Moment"



With time running out against upset-minded Arizona, and the score tied 77-77 in a nationally-televised game in 2004, the moment began: Nick Robinson grabbed a loose ball on defense.



Robinson only has time to get barely across half court. From 35-feet out, he launches a running shot as time expires ...



... for a game-winning three-pointer. The fans rush the court to congratulate Robinson and the Cardinal. The event is nominated as one of the "Moments" of the Year at ESPN's ESPY Awards.

Stanford in the National Rankings

Associated Press

- (1) December 20, 1999
December 27, 1999
January 3, 2000
February 21, 2000
February 28, 2000
January 8, 2001
January 15, 2001
January 22, 2001
January 29, 2001
February 19, 2001
February 26, 2001
March 5, 2001
February 16, 2004
February 23, 2004
March 1, 2004
March 15, 2004
- (2) December 13, 1999
January 24, 2000
January 31, 2000
February 7, 2000
February 14, 2000
March 6, 2000
December 25, 2000
January 1, 2001
February 5, 2001
February 12, 2001
March 12, 2001
January 19, 2004
January 26, 2004
February 2, 2004
February 9, 2004
March 8, 2004
- (3) Preseason, 1998-99
November 16, 1998
November 23, 1998
January 18, 1999
January 25, 1999
November 29, 1999
December 6, 1999
January 10, 2000
January 17, 2000
March 13, 2000
April 4, 2000
December 11, 2000
December 18, 2000
January 12, 2004
- (4) January 26, 1998
January 4, 1999
January 11, 1999
February 1, 1999
Preseason, 2000-01
November 26, 2000
December 4, 2000
January 5, 2004
- (5) January 19, 1998
November 30, 1998
November 12, 2000
November 19, 2000
December 29, 2003
- (6) December 7, 1998
December 14, 1998
December 21, 1998
February 8, 1999
February 22, 1999
February 28, 1999
December 22, 2003
- (7) January 29, 1963
December 29, 1997
January 5, 1998
January 12, 1998
February 15, 1999
February 11, 2008
March 3, 2008
- (8) February 12, 1963
December 22, 1997
February 23, 1998
March 7, 1999
February 25, 2008
- (9) December 25, 1962

- March 5, 1963
December 15, 1997
February 2, 1998
November 15, 1999
November 22, 1999
December 15, 2003
February 4, 2008
February 18, 2008
- (10) January 22, 1963
February 5, 1963
February 10, 1998
March 9, 1998
February 18, 2002
March 17, 2008
- (11) December 8, 1997
March 2, 1998
November 26, 2001
March 10, 2008
- (12) March 7, 1989
December 1, 1997
December 10, 2001
December 31, 2001
February 11, 2002
- (13) December 26, 1951
February 28, 1989
March 14, 1989
Preseason, 2001-02
December 17, 2001
December 8, 2003
Preseason, 2005-06
- (14) February 9, 1998
November 19, 2001
December 3, 2001
January 7, 2002
January 28, 2008
- (15) January 21, 1975
February 7, 1995
January 13, 1997
January 27, 1997
November 17, 1997
November 24, 1997
November 12, 2001
March 10, 2003
- (16) December 11, 1951
February 21, 1989
November 28, 1995
December 24, 2001
March 4, 2002
- (17) February 14, 1989
January 24, 1995
January 31, 1995
February 14, 1995
January 20, 1997
January 21, 2002
February 25, 2002
December 2, 2002
December 16, 2002
March 3, 2003
- (18) February 7, 1989
November 21, 1995
February 3, 1997
January 28, 2002
March 17, 2003
- (19) December 6, 1955
January 24, 1989
February 21, 1995
January 19, 2002
December 9, 2002
February 24, 2003
Preseason, 2003-04
- (20) January 17, 1989
January 31, 1989
January 20, 1992
February 28, 1995
February 13, 1996
November 18, 1996
December 30, 1996
February 17, 1997

On Dec. 20, 1999, Stanford was ranked No. 1 in the nation for the first time in school history, achieving the top spot in both national polls. In the Associated Press poll, the Cardinal generated 60 first place votes and 1,729 total points. In the ESPN/USA Today Poll, Stanford received 25 first place votes and earned 768 points.

Associated Press Poll

- 1. Stanford (60) 1,729
- 2. Connecticut (8) 1,635
- 3. Arizona (1) 1,606
- 4. Cincinnati (1) 1,534
- 5. Michigan State 1,476

ESPN/USA Today Poll

- 1. Stanford (25) 768
- 2. Arizona (6) 724
- 3. Connecticut 694
- 4. Cincinnati 687
- 5. Michigan State 638



- February 4, 2002
November 17, 2003
November 24, 2003
November 12, 2007
January 21, 2008
- (21) January 17, 1995
November 25, 1996
December 9, 1996
January 6, 1997
March 10, 1997
February 17, 2003
December 1, 2003
- (22) December 16, 1996
February 10, 1997
- (23) January 3, 1995
December 23, 1996
March 3, 1997
January 29, 2007
Preseason, 2007-08
January 7, 2008
- (24) December 5, 1995
January 9, 1996
February 20, 1996
December 2, 1996
March 11, 2002
February 10, 2003
December 31, 2007
- (25) February 6, 1996
February 27, 1996
February 24, 1997
February 3, 2003
February 5, 2007

USA Today/ESPN

- (1) December 20, 1999
December 27, 1999
January 3, 2000
February 21, 2000
February 28, 2000
January 8, 2001
January 15, 2001
January 22, 2001
January 29, 2001
February 19, 2001
February 26, 2001
March 5, 2001
February 16, 2004
February 23, 2004
March 1, 2004
March 15, 2004
- (2) Preseason, 1998-99
November 16, 1998
November 23, 1998
December 13, 1999
January 24, 2000
January 31, 2000
February 7, 2000

- March 9, 1999
November 26, 2001
February 4, 2008
February 18, 2008
- (10) February 2, 1998
March 9, 1998
- (11) December 1, 1997
December 8, 1997
March 2, 1998
January 7, 2001
February 18, 2002
December 15, 2003
March 10, 2008
March 17, 2008
- (12) April 1, 1997
- (13) November 17, 1997
November 24, 1997
February 9, 1998
November 15, 1999
November 19, 2001
December 10, 2001
December 17, 2001
December 31, 2001
December 8, 2003
Preseason, 2005-06
- (14) February 7, 1995
November 24, 1996
December 3, 2001
January 21, 2002
February 11, 2002
March 10, 2003
January 28, 2008
- (15) November 28, 1995
January 27, 1997
Preseason, 2001-02
November 12, 2001
December 24, 2001
January 28, 2002
- (16) February 3, 1997
January 14, 2002
March 17, 2003
- (17) January 13, 1997
January 20, 1997
February 17, 2003
March 3, 2003
Preseason, 2003-04

- November 17, 2003
November 24, 2003
December 1, 2003
- (18) November 21, 1995
January 31, 1995
February 21, 1995
December 9, 1996
March 4, 2002
- (19) January 24, 1995
February 14, 1995
February 28, 1995
February 25, 2002
February 24, 2003
- (20) February 13, 1996
December 16, 1996
December 23, 1996
December 30, 1996
February 4, 2002
December 9, 2002
March 24, 2003
November 12, 2007
December 31, 2007
- (21) December 2, 1996
March 10, 1997
December 16, 2002
Preseason, 2007-08
January 21, 2008
- (22) January 6, 1997
February 10, 1997
February 17, 1997
March 3, 1997
December 2, 2002
December 24, 2007
- (23) December 5, 1995
January 17, 1995
February 20, 1996
March 11, 2002
January 7, 2008
- (24) February 24, 1997
February 10, 2003
- (25) Preseason, 2004-05
December 17, 2007

Stanford in The Final National Polls

1962-63 (16-9)

10 - United Press Int'l

1988-89 (26-7)

12 - United Press Int'l
13 - Associated Press
21 - USA Today/CNN

1994-95 (21-8)

25 - United Press Int'l

1996-97 (22-8)

12 - USA Today/CNN
21 - Associated Press

1997-98 (30-5)

4 - USA Today/ESPN
10 - Associated Press

1998-99 (26-7)

7 - Associated Press
9 - USA Today/ESPN

1999-00 (27-4)

3 - Associated Press
5 - USA Today/ESPN

2000-01 (31-3)

2 - Associated Press
5 - USA Today/ESPN

2001-02 (20-10)

24 - Associated Press

2002-03 (24-9)

18 - Associated Press
20 - USA Today/ESPN

2003-04 (30-2)

1 - Associated Press
6 - USA Today/ESPN

2007-08 (28-8)

10 - Associated Press
11 - USA Today/ESPN

Stanford and Weekly Polls

AP - Associated Press (media)
UPI - United Press Int'l
(coaches through 1991)
USA - USA Today/ESPN
(coaches beginning in 1991-92)

1948-49

| Date | AP | UPI |
|---------|----|-----|
| Jan. 20 | — | 17 |
| Jan. 25 | — | 11 |
| Feb. 1 | — | 9 |
| Feb. 8 | — | 10 |
| Feb. 15 | — | 20 |

1951-52

| Date | AP | UPI |
|---------|----|-----|
| Dec. 11 | 16 | — |
| Dec. 26 | 13 | 13 |

1954-55

| Date | AP | UPI |
|---------|----|-----|
| Dec. 6 | — | 16 |
| Jan. 25 | — | 18 |
| Feb. 8 | — | 20 |

1955-56

| Date | AP | UPI |
|---------|----|-----|
| Dec. 6 | 19 | — |
| Jan. 3 | — | 20 |
| Jan. 17 | — | 17 |
| Jan. 24 | — | 20 |
| Feb. 7 | — | 20 |

1961-62

| Date | AP | UPI |
|---------|----|-----|
| Jan. 16 | — | 16 |
| Jan. 23 | — | 16 |
| Feb. 6 | — | 19 |

1962-63

| Date | AP | UPI |
|---------|----|-----|
| Dec. 4 | — | 11 |
| Dec. 11 | — | 7 |
| Dec. 18 | — | 8 |
| Dec. 25 | 9 | 4 |
| Jan. 1 | — | 17 |
| Jan. 8 | — | 19 |
| Jan. 15 | — | 16 |
| Jan. 22 | 10 | 9 |
| Jan. 29 | 7 | 7 |
| Feb. 5 | 10 | 8 |
| Feb. 10 | 10 | 10 |
| Feb. 12 | 8 | 8 |
| Feb. 19 | — | 7 |
| Feb. 26 | — | 8 |
| Mar. 5 | 9 | 9 |
| Mar. 12 | — | 10 |

1963-64

| Date | AP | UPI |
|---------|----|-----|
| Dec. 10 | — | 18 |
| Jan. 7 | — | 16 |
| Jan. 14 | — | 16 |

1974-75

| Date | AP | UPI |
|---------|----|-----|
| Jan. 21 | 15 | 18 |

1988-89

| Date | AP | UPI |
|---------|----|-----|
| Jan. 17 | 20 | 18 |
| Jan. 24 | 19 | 18 |
| Jan. 31 | 20 | 18 |
| Feb. 7 | 18 | 18 |
| Feb. 14 | 17 | 16 |
| Feb. 21 | 16 | 17 |
| Feb. 28 | 13 | 13 |
| Mar. 7 | 12 | 12 |
| Mar. 14 | 13 | 12 |

1989-90

| Date | AP | UPI |
|---------|----|-----|
| Nov. 29 | — | 19 |

1991-92

| Date | AP | USA/ESPN |
|---------|----|----------|
| Jan. 20 | 20 | — |

1994-95

| Date | AP | USA/ESPN |
|---------|----|----------|
| Jan. 3 | 23 | — |
| Jan. 17 | 21 | 23 |
| Jan. 24 | 17 | 19 |
| Jan. 31 | 17 | 18 |
| Feb. 7 | 15 | 14 |
| Feb. 14 | 17 | 19 |
| Feb. 21 | 19 | 18 |
| Feb. 28 | 20 | 19 |

1995-96

| Date | AP | USA/ESPN |
|---------|----|----------|
| Nov. 21 | 18 | 18 |
| Nov. 28 | 16 | 15 |
| Dec. 5 | 24 | 23 |
| Jan. 9 | 24 | — |
| Feb. 6 | 25 | — |
| Feb. 13 | 20 | 20 |
| Feb. 20 | 24 | 23 |
| Feb. 27 | 25 | — |

1996-97

| Date | AP | USA/ESPN |
|---------|----|----------|
| Nov. 18 | 20 | — |
| Nov. 25 | 21 | 14 |
| Dec. 2 | 24 | 21 |
| Dec. 9 | 21 | 18 |
| Dec. 16 | 22 | 20 |
| Dec. 23 | 23 | 20 |
| Dec. 30 | 20 | 20 |
| Jan. 6 | 21 | 22 |
| Jan. 13 | 15 | 17 |
| Jan. 20 | 17 | 17 |
| Jan. 27 | 15 | 15 |
| Feb. 3 | 18 | 16 |
| Feb. 10 | 22 | 22 |
| Feb. 17 | 20 | 22 |
| Feb. 24 | 25 | 24 |
| Mar. 3 | 23 | 22 |
| Mar. 10 | 21 | 21 |
| Apr. 1 | — | 12 |

1997-98

| Date | AP | USA/ESPN |
|---------|----|----------|
| Nov. 17 | 15 | 13 |
| Nov. 24 | 15 | 13 |
| Dec. 1 | 12 | 11 |
| Dec. 8 | 11 | 11 |
| Dec. 15 | 9 | 9 |
| Dec. 22 | 8 | 8 |
| Dec. 29 | 7 | 8 |
| Jan. 5 | 7 | 7 |
| Jan. 12 | 7 | 7 |
| Jan. 19 | 5 | 6 |
| Jan. 26 | 4 | 5 |
| Feb. 2 | 9 | 10 |
| Feb. 9 | 14 | 13 |
| Feb. 23 | 8 | — |
| Mar. 2 | 11 | 11 |
| Mar. 9 | 10 | 10 |
| Mar. 31 | 10 | 4 |

1998-99

| Date | AP | USA/ESPN |
|-----------|----|----------|
| Preseason | 3 | 2 |
| Nov. 16 | 3 | 2 |
| Nov. 23 | 3 | 2 |
| Nov. 30 | 5 | 5 |
| Dec. 7 | 6 | 7 |
| Dec. 14 | 6 | 7 |
| Dec. 21 | 6 | 7 |
| Dec. 28 | 5 | 5 |
| Jan. 4 | 4 | 4 |
| Jan. 11 | 4 | 4 |
| Jan. 18 | 3 | 3 |
| Jan. 25 | 3 | 3 |
| Feb. 1 | 4 | 4 |
| Feb. 8 | 6 | 6 |
| Feb. 15 | 7 | 8 |
| Feb. 22 | 6 | 6 |
| Feb. 28 | 6 | 6 |
| Mar. 8 | 7 | 7 |
| Mar. 31 | 7 | 9 |

1999-00

| Date | AP | USA/ESPN |
|---------|----|----------|
| Nov. 15 | 9 | 13 |
| Nov. 22 | 9 | 7 |
| Nov. 29 | 3 | 3 |
| Dec. 6 | 3 | 3 |
| Dec. 13 | 2 | 2 |
| Dec. 20 | 1 | 1 |
| Dec. 27 | 1 | 1 |
| Jan. 3 | 1 | 1 |
| Jan. 10 | 3 | 3 |
| Jan. 17 | 3 | 3 |
| Jan. 24 | 2 | 2 |
| Jan. 31 | 2 | 2 |
| Feb. 7 | 2 | 2 |
| Feb. 14 | 2 | 2 |
| Feb. 21 | 1 | 1 |
| Feb. 28 | 1 | 1 |
| Mar. 6 | 2 | 3 |
| Mar. 13 | 3 | 3 |
| Apr. 4 | 3 | 5 |

2000-01

| Date | AP | USA/ESPN |
|-----------|----|----------|
| Preseason | 4 | 4 |
| Nov. 12 | 5 | 5 |
| Nov. 19 | 5 | 5 |
| Nov. 26 | 4 | 3 |
| Dec. 4 | 4 | 3 |
| Dec. 11 | 3 | 3 |
| Dec. 18 | 3 | 3 |
| Dec. 25 | 2 | 2 |
| Jan. 1 | 2 | 2 |
| Jan. 8 | 1 | 1 |
| Jan. 15 | 1 | 1 |
| Jan. 22 | 1 | 1 |
| Jan. 29 | 1 | 1 |
| Feb. 5 | 2 | 2 |
| Feb. 12 | 2 | 2 |
| Feb. 19 | 1 | 1 |
| Feb. 26 | 1 | 1 |
| Mar. 5 | 1 | 1 |
| Mar. 12 | 2 | 2 |
| Apr. 3 | 2 | 5 |

2001-02

| Date | AP | USA/ESPN |
|-----------|----|----------|
| Preseason | 13 | 15 |
| Nov. 12 | 15 | 15 |
| Nov. 19 | 14 | 13 |
| Nov. 26 | 11 | 9 |
| Dec. 3 | 14 | 14 |
| Dec. 10 | 12 | 13 |
| Dec. 17 | 13 | 13 |
| Dec. 24 | 16 | 15 |
| Dec. 31 | 12 | 13 |
| Jan. 7 | 14 | 11 |
| Jan. 14 | 19 | 16 |
| Jan. 21 | 17 | 14 |
| Jan. 28 | 18 | 15 |
| Feb. 4 | 20 | 20 |
| Feb. 11 | 12 | 14 |
| Feb. 18 | 10 | 11 |
| Feb. 25 | 17 | 19 |
| Mar. 4 | 16 | 18 |
| Mar. 11 | 24 | 23 |

2002-03

| Date | AP | USA/ESPN |
|---------|----|----------|
| Dec. 2 | 17 | 22 |
| Dec. 9 | 19 | 29 |
| Dec. 16 | 17 | 21 |
| Feb. 3 | 25 | — |
| Feb. 10 | 24 | 24 |
| Feb. 17 | 21 | 21 |
| Feb. 24 | 19 | 19 |
| Mar. 3 | 17 | 17 |
| Mar. 10 | 15 | 14 |
| Mar. 17 | 18 | 16 |
| Mar. 24 | — | 20 |

2003-04

| Date | AP | USA/ESPN |
|-----------|----|----------|
| Preseason | 19 | 17 |
| Nov. 17 | 20 | 17 |
| Nov. 24 | 20 | 17 |
| Dec. 1 | 21 | 17 |
| Dec. 8 | 13 | 13 |
| Dec. 15 | 9 | 11 |
| Dec. 22 | 6 | 8 |
| Dec. 29 | 5 | 7 |
| Jan. 5 | 4 | 6 |
| Jan. 12 | 3 | 4 |
| Jan. 19 | 2 | 2 |
| Jan. 26 | 2 | 2 |
| Feb. 2 | 2 | 2 |
| Feb. 9 | 2 | 2 |
| Feb. 16 | 1 | 1 |
| Feb. 23 | 1 | 1 |
| Mar. 1 | 1 | 1 |
| Mar. 8 | 2 | 2 |
| Mar. 15 | 1 | 1 |
| Final | 1 | 6 |

2004-05

| Date | AP | USA/ESPN |
|-----------|----|----------|
| Preseason | — | 25 |

2005-06



| Date | AP | USA/ESPN |
|-----------|----|----------|
| Preseason | 13 | 13 |
| Nov. 21 | — | 25 |

2006-07

| Date | AP | USA/ESPN |
|---------|----|----------|
| Jan. 29 | 23 | — |
| Feb. 5 | 25 | — |

2007-08

| Date | AP | USA/ESPN |
|-----------|----|----------|
| Preseason | 23 | 21 |
| Nov. 12 | 20 | 20 |
| Dec. 17 | — | 25 |
| Dec. 24 | — | 22 |
| Dec. 31 | 24 | 20 |
| Jan. 7 | 23 | 23 |
| Jan. 21 | 20 | 21 |
| Jan. 28 | 14 | 14 |
| Feb. 4 | 9 | 9 |
| Feb. 11 | 7 | 7 |
| Feb. 18 | 9 | 9 |
| Feb. 25 | 8 | 8 |
| Mar. 3 | 7 | 7 |
| Mar. 10 | 11 | 11 |
| Mar. 17 | 10 | 11 |
| Final | 10 | 11 |



Stanford Basketball

AP - Associated Press, UP - United Press International, BA - Basketball America, BT - Basketball Times, BW - Basketball Weekly, FS - FoxSports.com, INS - International News Service, JW - John Wooden, NABC - National Association of Basketball Coaches, TSN - The Sporting News, CHI - College Hoops Insider, AR - Adolph F. Rupp, CHNT - CollegeHoops.net

First Team All-Americans:

| | |
|---------------------|-------------------------------------|
| Harlow Rothert, G | 1929 |
| Hank Luisetti, F | 1936, 1937, 1938 |
| Don Burness, F | 1942 |
| Jim Pollard, G | 1942 |
| Brevin Knight, G | 1997 (TSN) |
| Mark Madsen, F | 1999 (CHI) |
| Casey Jacobsen, G/F | 2001 (AP, TSN, JW, USBWA) |
| Josh Childress, F | 2004 (AP, SI, NABC, BT, JW, FS, AR) |

Second Team All-Americans:

| | |
|---------------------|---------------------------|
| Art Stoefen, C | 1938 |
| Paul Neumann, G | 1959 |
| Tom Dose, C | 1963, 1964 |
| Todd Lichti, G | 1989 (AP, UPI) |
| Adam Keefe, F | 1992 (AP, BW) |
| Brevin Knight, G | 1997 (AP, BW, JW, NABC) |
| Mark Madsen, F | 2000 (NABC, JW) |
| Jarron Collins, F | 2001 (JW) |
| Casey Jacobsen, G/F | 2001 (ESPN.com, NABC, BT) |
| Casey Jacobsen, G/F | 2002 (AP, USBWA) |
| Josh Childress, F | 2004 (USBWA) |
| Brook Lopez, F | 2008 (CHNT) |

Third Team All-Americans:

| | |
|-------------------|------------------------|
| George Yardley, F | 1950 |
| John Arrillaga, G | 1960 |
| Claude Terry, G | 1972 |
| Rich Kelley, C | 1975 |
| Adam Keefe, F | 1992 (UPI, BT, NABC) |
| Brevin Knight, G | 1997 (BT) |
| Mark Madsen, F | 1999 (NABC), 2000 (AP) |
| Jason Collins, C | 2001 (NABC) |
| Josh Childress, F | 2004 (ESPN.com) |
| Brook Lopez, F | 2008 (AP) |

Honorable Mention

All-Americans:

| | |
|---------------------|-----------------------------|
| George Selleck | 1954 (UPI), 1956 (INS, UPI) |
| Keith Jones, G | 1983 (AP), 1984 (AP) |
| John Revelli, F | 1983 (TSN), 1984 (AP) |
| Todd Lichti, G | 1988 (UPI) |
| Adam Keefe, C | 1991 (AP) |
| Brevin Knight, G | 1996 (AP, UPI, BW) |
| Arthur Lee, G | 1999 (AP) |
| Mark Madsen, F | 1999 (AP) |
| Jarron Collins, F | 2001 (AP, TSN) |
| Jason Collins, C | 2001 (AP) |
| Curtis Borchardt, C | 2002 (AP, BA) |

Academic

All-Americans:

First Team

Mark Madsen, Forward, 2000
Dan Grunfeld, Guard, 2006

Second Team

Kimberly Belton, Forward, 1980

Third Team

Kenny Ammann, Guard, 1990

Honorable Mention

Brian Welch, Forward, 1982
Novian Whitsitt, Guard, 1986



Harlow Rothert (1927-30)

history ... member of Stanford Hall of Fame.

Gained fame for Stanford when he was named the school's first All-American in 1929 ... only athlete in Stanford history to claim All-America honors in three major sports: basketball, football and track and field ... won nine letters in three sports overall ... became Stanford's first basketball All-American and was a two-time team captain ... in track, he was a world record holder in the shot put and won the NCAA title from 1928-30 ... silver medalist at the 1932 Olympic Games ... in 1978, Stanford named him one of the five greatest athletes in the university's



Hank Luisetti (1935-38)

defeated Duquesne 92-27 on Jan. 1, 1938 ... member of the Naismith Memorial Hall of Fame and the Citizens Savings (formerly Helms) Foundation Basketball Hall of Fame ... his No. 7 jersey is retired, the only player to have such an honor in Stanford basketball history ... while serving in the Navy in 1944, suffered from spinal meningitis and although he recovered, doctors told him he would never play basketball again ... member of Stanford Hall of Fame.

Revolutionized the game with his one-handed shot, scoring 1,291 points during an illustrious three-year career ... perhaps the greatest basketball player in school history, was a three-time consensus All-American and two-time College Player of the Year ... the first player to shoot one-handed and on the run, and the first to dribble and pass behind his back ... averaged 14.3 points per game as a sophomore, 15.2 as a junior and 19.4 as a senior ... led Stanford to three straight PCC championships from 1936-38 ... scored a school-record 50 points as Stanford


Career Statistics

| Year | G | Pts. | Avg. |
|---------------|-----------|-------------|-------------|
| 1935-36 | 29 | 416 | 14.3 |
| 1936-37 | 27 | 410 | 15.2 |
| 1937-38 | 24 | 465 | 19.4 |
| Totals | 80 | 1291 | 16.1 |




Art Stoefen (1935-38)

Gained second-team All-America honors following the 1937-38 season ... nicknamed "Storke", he was considered one of the great centers to play at Stanford ... during his senior season, was the team's third-leading scorer ... playing alongside fellow All-American Hank Luisetti, helped lead Stanford to a 68-11 record during his three seasons of varsity play ... reporters at the time noted he was the "giant" of the regulars at 6-4.5 and repeatedly called upon to battle players considerably bigger, in both height and weight ... member of Stanford Hall of Fame.



Don Burness (1941-42)

1942 first-team All-American ... member of the 1942 NCAA championship team, playing forward and serving as co-captain ... joined Jim Pollard as Stanford's most recent first-team All-Americans before Brevin Knight earned the same recognition in 1997 ... also competed during the 1941 campaign, leading Stanford to a 49-9 record during his career ... All-Pacific Coast Conference selection during the 1940-41 campaign ... member of Stanford Hall of Fame.




Don Burness



Jim Pollard (1942)

Despite not playing in the 1942 NCAA Tournament championship game because of the flu, was still the tournament's leading scorer with 43 points ... member of the National Basketball Hall of Fame ... 1942 first-team All-American ... scored a tournament-high 26 points in Stanford's 53-47 opening-round NCAA Tournament victory over Rice on Mar. 20, 1942 ... poured in 17 points the following night in a 46-35 victory over Colorado ... led Stanford in scoring during the 1941-42 season at 10.5

points per game in 23 contests ... joined the NCAA championship team after being a member of the 1940-41 freshman squad ... later played professional basketball with the Minneapolis Lakers from 1947-55, where he averaged 13.1 points per game and was a four-time NBA All-Star ... nicknamed "The Kangaroo Kid" because of his extraordinary leaping ability, when it was reported that he could touch the top of the backboard and dunk from the foul line ... member of Stanford Hall of Fame.



George Yardley (1947-50)

Member of the Basketball Hall of Fame ... third-team All-American during his senior season in 1950 ... as a senior, led Cardinal in scoring with 423 points, averaging 16.9 points per game ... was a walk-on and never did receive a scholarship ... played three years of AAU basketball with Stewart Chevrolet and at the Los Alamitos Naval Air Base ... enjoyed a highly-productive NBA career, earning All-Star honors six times while playing for three different clubs ... NBA's top scorer during the 1957-58 season (27.8 points per game) and was the first player in league history

to top 2,000 points in one season ... first NBA rookie to stage a contract holdout. After rejecting a \$6,000 offer by the Ft. Wayne Pistons, he eventually signed once the Pistons upped the offer to \$9,600 (more than double the average rookie salary) and tossed in a \$1,500 signing bonus in 1953 ... member of Stanford Hall of Fame.




George Selleck (1953-56)

Two-time honorable mention All-American, earning recognition by United Press International (UPI) in 1954 and 1956, along with International News Service (INS) in 1956 ... played in 71 career games during three seasons (1953-56) ... team captain and leading scorer with 16.0 points per game during his senior season ... named an All-PCC selection during his senior season ... averaged 13.8 points and 4.2 rebounds per game during his career ... member of Stanford Hall of Fame.

Career Statistics

| Year | G | FG-FGA | Pct. | FT-FTA | Pct. | Reb/Avg. | Pts. | Avg. |
|---------------|-----------|----------------|-------------|----------------|-------------|----------------|--------------|-------------|
| 1953-54 | 23 | 112-302 | .371 | 124-158 | .785 | 94/3.8 | 348 | 15.1 |
| 1954-55 | 24 | 89-215 | .414 | 95-131 | .725 | 80/3.8 | 273 | 11.3 |
| 1955-56 | 24 | 152-372 | .408 | 79-126 | .627 | 133/5.5 | 383 | 16.0 |
| Totals | 71 | 353-889 | .397 | 298-415 | .718 | 307/4.2 | 1,004 | 13.8 |




Paul Neumann (1956-59)

Gained All-America honors not only with his offensive skills, but also his defensive play ... earned All-America accolades during his senior season in 1958-59 while also serving as co-captain ... averaged 16.2 points per game (third-best in the PCC) and also gained all-conference honors as a senior ... notched a single-season free-throw percentage of 85.0 percent (second in the conference) in his senior season ... career free throw percentage stands at 81.1 (355-438), ranking 10th in school history ... played six total seasons in the NBA, seeing court time

as a member of the Syracuse Nationals, Philadelphia 76ers and San Francisco Warriors ... later became an assistant coach for two years under head coach Howie Dallmar ... member of Stanford Hall of Fame.

Career Statistics

| Year | G | FG-FGA | Pct. | FT-FTA | Pct. | Reb/Avg. | Pts. | Avg. |
|---------------|-----------|----------------|-------------|----------------|-------------|----------------|------------|-------------|
| 1956-57 | 25 | 98-230 | .426 | 115-149 | .772 | 128/5.1 | 311 | 12.4 |
| 1957-58 | 23 | 88-234 | .378 | 106-132 | .803 | 101/4.4 | 282 | 12.3 |
| 1958-59 | 25 | 135-289 | .467 | 134-157 | .854 | 111/4.4 | 404 | 16.2 |
| Totals | 73 | 321-753 | .426 | 355-438 | .811 | 340/4.7 | 997 | 13.7 |




John Arrillaga (1957-60)

Third-team All-American and a first-team All-Pac-8 honoree during his senior season (1959-60) ... served as team captain in 1959-60, averaging a team-high 14.2 points along with 4.2 rebounds per game while shooting 40.5 percent from the field and 77.1 percent from the foul line ... playing both the guard and forward positions, averaged double-figure scoring in all three years, wrapping up his career with a 12.2 points per game average ... at the time he completed his eligibility, ranked ninth in the school record books with 894 career points ... long-time

benefactor of Stanford athletics, as the school's primary athletic department building and basketball/volleyball practice facility and weight room bear the Arrillaga Family name ... member of Stanford Hall of Fame.

Career Statistics

| Year | G | FG-FGA | Pct. | FT-FTA | Pct. | Reb/Avg. | Pts. | Avg. |
|---------------|-----------|----------------|-------------|----------------|-------------|----------------|------------|-------------|
| 1957-58 | 24 | 120-302 | .397 | 56-89 | .629 | 117/4.9 | 296 | 12.3 |
| 1958-59 | 24 | 94-237 | .397 | 54-77 | .701 | 122/5.1 | 242 | 10.1 |
| 1959-60 | 25 | 136-336 | .405 | 84-109 | .771 | 106/4.2 | 356 | 14.2 |
| Totals | 73 | 350-875 | .400 | 194-275 | .705 | 345/4.7 | 894 | 12.2 |



John Arrillaga

George Yardley

Hank Luisetti



Tom Dose (1961-64)

Two-time All-American (1963, 1964), three-year starter and one of the best centers in school history ... led Stanford to the AAWU championship during the 1962-63 season ... despite playing only three seasons, ranks 12th all-time among Stanford's leading scorers ... averaged 19.2 points per game during his career, ranking second-best in school history ... pulled down 755 career rebounds, good for a 10.1 average per game that ranks second-best all-time ... averaged 20.8 ppg during his junior season, seventh-best for a single season in the Cardinal record book ... during his senior season, averaged 20.0 points and 9.0 rebounds per game while making 50.7 percent from the field and 82.5 percent from the charity stripe in 24 games ... member of Stanford Hall of Fame.

Career Statistics

| Year | G | FG-FGA | Pct. | FT-FTA | Pct. | Reb/Avg. | Pts. | Avg. | High |
|---------------|-----------|-----------------|-------------|----------------|-------------|-----------------|--------------|-------------|-----------|
| 1961-62 | 26 | 175-400 | .438 | 92-120 | .767 | 270/11.5 | 442 | 17.0 | 29 |
| 1962-63 | 25 | 188-393 | .478 | 144-201 | .716 | 269/10.8 | 520 | 20.8 | 35 |
| 1963-64 | 24 | 185-365 | .507 | 109-132 | .825 | 216/9.0 | 479 | 20.0 | 42 |
| Totals | 75 | 548-1158 | .473 | 345-453 | .762 | 755/10.1 | 1,441 | 19.2 | 42 |



Claude Terry (1969-72)

A deadly shooter with unlimited range, his career scoring average of 20.6 points per game remains a school record ... scored 1,566 points in his three-year career, ranking ninth in school history ... averaged 21.2 points per game during his senior season to gain third-team All-America honors in 1972 ... received All-Pac-8 honors during his senior campaign ... his 41 points against Oregon State during his junior year represents the fifth-best single-game scoring total in Stanford history ... sank 599 career field goals, ranking fourth all-time at Stanford ...

member of Stanford Hall of Fame.

Career Statistics

| Year | G | FG-FGA | Pct. | FT-FTA | Pct. | Reb/Avg. | Pts. | Avg. | High |
|---------------|-----------|-----------------|-------------|----------------|-------------|----------------|-------------|-------------|-----------|
| 1969-70 | 25 | 201-415 | .484 | 89-118 | .754 | 112/4.5 | 491 | 19.6 | 35 |
| 1970-71 | 26 | 203-427 | .476 | 138-184 | .750 | 135/5.2 | 544 | 20.9 | 41 |
| 1971-72 | 25 | 195-428 | .455 | 141-195 | .723 | 129/5.2 | 531 | 21.2 | 36 |
| Totals | 76 | 599-1270 | .472 | 368-497 | .740 | 376/4.9 | 1566 | 20.6 | 41 |



Rich Kelley (1972-75)

First 7-footer to play at Stanford ... in 1974-75, snagged the conference title in rebounding (11.5 rpg) and free throw percentage (.832) ... career rebounding average of 12.4 boards per game stands as a school record ... grabbed 944 rebounds in his three-year career, fourth-best all-time at Stanford ... his 27 rebounds against Kentucky on Dec. 22, 1973 represents a school record ... averaged a school-record 13.2 rebounds per game in his sophomore campaign ... rebound average of 11.5 per game in 1974-75 was a league best ... averaged 18.6 ppg

for his career, ranking tied for fourth all-time ... three-time all-conference selection ... excellent free throw shooter, shooting a league-best 83 percent from the charity stripe as a senior ... member of Stanford Hall of Fame.

Career Statistics

| Year | G | FG-FGA | Pct. | FT-FTA | Pct. | Reb/Avg. | Pts. | Avg. | High |
|---------------|-----------|-----------------|-------------|----------------|-------------|-----------------|-------------|-------------|-----------|
| 1972-73 | 25 | 171-330 | .518 | 91-129 | .705 | 331/13.2 | 433 | 17.3 | 30 |
| 1973-74 | 25 | 167-358 | .465 | 125-155 | .806 | 313/12.5 | 459 | 18.4 | 32 |
| 1974-75 | 26 | 188-371 | .507 | 144-173 | .832 | 300/11.5 | 520 | 20.0 | 35 |
| Totals | 76 | 526-1059 | .497 | 360-457 | .789 | 944/12.4 | 1412 | 18.6 | 35 |



Keith Jones (1980-84)

Two-time Associated Press Honorable Mention All-American (1983, 1984) ... averaged 16.3 points per game while shooting 51.9 percent from his guard position over four seasons on The Farm (1981-84) ... two-time All-Pac-10 First Team selection (1983, 1984) ... led the conference in scoring (20.0 ppg) as a senior ... poured in a team-high 19.8 ppg as a junior ... well represented in the school record book, ranking 11th in points

(1,516), eighth in scoring average (16.3), seventh in field goals (559), eighth in free throws (398) and seventh in steals (128) ... scored a career-high 36 points against Arizona during his junior season ... selected in the sixth round of the 1984 NBA Draft by the Los Angeles Lakers.

Career Statistics

| Year | G-GS | FG-FGA | Pct. | FT-FTA | Pct. | Reb/Avg. | Pts. | Avg. | High | Ast. | Blk. | Stl. | Min. |
|---------------|--------------|-----------------|-------------|----------------|-------------|----------------|-------------|-------------|-----------|------------|-----------|------------|-------------|
| 1980-81 | 25-19 | 94-183 | .514 | 61-85 | .718 | 44/1.8 | 249 | 10.0 | 23 | 55 | 5 | 32 | 700 |
| 1981-82 | 9-2 | 33-62 | .532 | 29-36 | .806 | 18/2.0 | 95 | 10.6 | 21 | 24 | 3 | 5 | 206 |
| 1982-83 | 28-20 | 193-345 | .559 | 167-224 | .746 | 70/2.5 | 553 | 19.8 | 36 | 44 | 2 | 43 | 796 |
| 1983-84 | 31-30 | 239-487 | .491 | 141-173 | .815 | 80/2.6 | 619 | 20.0 | 33 | 82 | 9 | 48 | 958 |
| Totals | 93-71 | 559-1077 | .519 | 398-518 | .768 | 212/2.3 | 1516 | 16.3 | 36 | 205 | 19 | 128 | 2660 |



John Revelli (1980-84)

Shot a school-record 67.1 percent from the floor in 1982-83 during his junior season ... shot 60 percent or better in three of his four seasons on The Farm ... career field goal percentage of 59.1 ranks third-best in school history ... 1984 Honorable Mention All-American by Associated Press during his senior season ... two-time All-Pac-10 selection ... 1980-81 Pac-10 Freshman of the Year ... Stanford's eighth-best all-time leading scorer with 1,592 points ... 798 rebounds rank seventh-best in school history ... selected by the Los Angeles Lakers in the fourth round of the NBA Draft following his senior season ... member of Stanford Hall of Fame.

Career Statistics

| Year | G-GS | FG-FGA | Pct. | FT-FTA | Pct. | Reb/Avg. | Pts. | Avg. | High | Ast. | Blk. | Stl. | Min. |
|---------------|---------------|----------------|-------------|----------------|-------------|----------------|-------------|-------------|-----------|------------|-----------|-----------|-------------|
| 1980-81 | 27-26 | 116-236 | .492 | 130-170 | .765 | 206/7.6 | 362 | 13.4 | 23 | 35 | 4 | 16 | 832 |
| 1981-82 | 27-27 | 144-239 | .603 | 155-205 | .756 | 231/8.6 | 443 | 16.4 | 27 | 49 | 6 | 15 | 799 |
| 1982-83 | 15-14 | 100-149 | .671 | 86-118 | .729 | 117/7.8 | 286 | 19.1 | 31 | 11 | 6 | 10 | 438 |
| 1983-84 | 31-31 | 170-273 | .623 | 161-233 | .691 | 244/7.9 | 501 | 16.2 | 30 | 31 | 12 | 19 | 995 |
| Totals | 100-98 | 530-897 | .591 | 532-726 | .733 | 798/8.0 | 1592 | 15.9 | 31 | 126 | 28 | 60 | 3064 |




Todd Lichti (1985-89)

Helped pioneer Stanford's national rise to basketball prominence ... Stanford's all-time leading scorer (2,336 points) ... named to three All-America teams during his illustrious career ... four-time All-Pac-10 player, one of only four players to achieve such a feat ... led Stanford to the 1989 NCAA Tournament, the school's first NCAA Tournament appearance since 1942 ... scored in double figures in 121 of 124 games played ... connected on 41 straight free throws during the Pac-10 season in 1988-89 ... notched an 18-for-18 free throw performance against UC Santa Barbara on Dec. 28, 1987 ... career free throw percentage of .840 ranks fifth-best in school history ... career scoring average of 18.8 ppg ranks third in school history ... member of Stanford Hall of Fame.

Career Statistics

| Year | G-GS | FG-FGA | Pct. | 3P-3PA | Pct. | FT-FTA | Pct. | Reb/Avg. | Pts. | Avg. | High | Ast. | Blk. | Stl. | Min. |
|---------------|----------------|-----------------|-------------|---------------|-------------|----------------|-------------|----------------|-------------|-------------|-----------|------------|-----------|------------|-------------|
| 1985-86 | 30-25 | 188-353 | .533 | — | — | 140-172 | .814 | 142/4.7 | 516 | 17.2 | 30 | 38 | 3 | 47 | 876 |
| 1986-87 | 28-28 | 170-329 | .517 | 30-63 | .476 | 123-152 | .809 | 160/5.7 | 493 | 17.6 | 29 | 70 | 7 | 35 | 974 |
| 1987-88 | 33-33 | 222-406 | .547 | 46-89 | .517 | 174-189 | .879 | 229/6.9 | 664 | 20.1 | 34 | 92 | 10 | 40 | 1140 |
| 1988-89 | 33-33 | 240-437 | .549 | 14-41 | .343 | 147-173 | .850 | 166/5.0 | 663 | 20.1 | 35 | 104 | 6 | 34 | 1117 |
| Totals | 124-119 | 820-1525 | .538 | 90-193 | .466 | 584-686 | .851 | 697/5.6 | 2336 | 18.8 | 35 | 304 | 26 | 156 | 4107 |



Adam Keefe (1988-92)

One of six players in school history to be named all-conference three times ... Stanford's all-time leading rebounder (1,119) and second-highest scorer (2,319) ... named to six All-America teams, five during his senior season ... three-time All-Pac-10 selection ... led Stanford to two NCAA Tournament berths and two NIT appearances, including the 1991 NIT championship ... 1991 NIT Most Valuable Player ... averaged a school-record 25.3 ppg during his senior season ... career scoring average of 18.6 ppg is fourth-best in school history ... second all-time

at Stanford in career field goal percentage (.594) ... led the Pac-10 in rebounding three seasons ... member of Stanford Hall of Fame.

Career Statistics

| Year | G-GS | FG-FGA | Pct. | 3P-3PA | Pct. | FT-FTA | Pct. | Reb/Avg. | Pts. | Avg. | High | Ast. | Blk. | Stl. | Min. |
|---------------|---------------|-----------------|-------------|-------------|-------------|----------------|-------------|-----------------|-------------|-------------|-----------|------------|-----------|------------|-------------|
| 1988-89 | 33-0 | 92-147 | .633 | 0-0 | .000 | 91-132 | .689 | 179/5.4 | 277 | 8.4 | 22 | 24 | 12 | 18 | 653 |
| 1989-90 | 30-30 | 210-335 | .627 | 0-0 | .000 | 179-247 | .725 | 272/9.1 | 599 | 20.0 | 32 | 41 | 18 | 23 | 1065 |
| 1990-91 | 33-33 | 252-414 | .609 | 2-4 | .500 | 203-267 | .760 | 313/9.5 | 709 | 21.5 | 33 | 61 | 12 | 51 | 1204 |
| 1991-92 | 29-29 | 275-499 | .563 | 5-11 | .455 | 179-240 | .746 | 355/12.2 | 734 | 25.3 | 36 | 86 | 14 | 49 | 1080 |
| Totals | 125-92 | 829-1395 | .594 | 7-15 | .467 | 652-886 | .736 | 1119/9.0 | 2319 | 18.6 | 36 | 212 | 56 | 141 | 3838 |




Brevin Knight (1993-97)

Recognized as the best point guard in school history ... named First Team All-American as a senior ... three-time All-Pac-10 selection ... led the Pac-10 twice in steals and assists ... played in 115 games, making 114 starts ... holds career school records for assists (780) and steals (298) ... Stanford's fourth-best all-time leading scorer (1,714 points) ... ranks 1-2-3-4 in single season steals in Cardinal history ... led Stanford to three NCAA Tournament berths and one NIT appearance ... member of Stanford Hall of Fame.

Career Statistics

| Year | G-GS | FG-FGA | Pct. | 3P-3PA | Pct. | FT-FTA | Pct. | Reb/Avg. | Pts. | Avg.High | Ast. | Blk. | Stl. | Min. | |
|---------------|----------------|-----------------|-------------|---------------|-------------|----------------|-------------|----------------|-------------|-------------|-----------|------------|-----------|------------|-------------|
| 1993-94 | 28-28 | 90-254 | .354 | 11-55 | .200 | 121-160 | .756 | 108/3.9 | 312 | 11.1 | 23 | 150 | 4 | 77 | 916 |
| 1994-95 | 28-28 | 146-321 | .455 | 19-51 | .373 | 153-204 | .750 | 109/3.9 | 464 | 16.6 | 31 | 184 | 1 | 78 | 912 |
| 1995-96 | 29-29 | 140-323 | .433 | 18-61 | .295 | 151-178 | .848 | 110/3.8 | 449 | 15.5 | 30 | 212 | 4 | 60 | 915 |
| 1996-97 | 30-29 | 139-341 | .408 | 45-110 | .409 | 166-199 | .834 | 111/3.7 | 489 | 16.3 | 27 | 234 | 4 | 83 | 960 |
| Totals | 115-114 | 515-1239 | .416 | 93-277 | .336 | 591-741 | .798 | 438/3.8 | 1714 | 14.9 | 31 | 780 | 13 | 298 | 3703 |




Arthur Lee (1995-99)

Named Honorable Mention All-American by Associated Press as a senior ... also during his senior season, named All Pac-10, NABC District-14, USBWA District-9, and USBWA All-West ... first Stanford basketball player to grace the cover of Sports Illustrated (college basketball issue, Nov. 23, 1998) ... career free throw percentage of .867 ranks third all-time in Stanford history ... led the Pac-10 in free throw percentage shooting during his junior and senior seasons ... during NCAA Tournament play, hit a string of 46 straight free throws ... played in 126 games,

including 79 in a row as a starter ... scored 13 of Stanford's final 17 points over the final 2:05 of an NCAA Tournament Regional Final victory against Rhode Island, leading the Cardinal to the NCAA Final Four.

Career Statistics

| Year | G-GS | FG-FGA | Pct. | 3P-3PA | Pct. | FT-FTA | Pct. | Reb/Avg. | Pts. | Avg.High | Ast. | Blk. | Stl. | Min. | |
|---------------|---------------|----------------|-------------|----------------|-------------|----------------|-------------|----------------|-------------|------------|-----------|------------|-----------|------------|-------------|
| 1995-96 | 28-0 | 23-50 | .460 | 7-16 | .438 | 9-12 | .750 | 24/0.9 | 62 | 2.2 | 8 | 22 | 1 | 5 | 210 |
| 1996-97 | 30-12 | 75-186 | .403 | 25-73 | .360 | 52-66 | .788 | 56/1.9 | 227 | 7.6 | 26 | 54 | 13 | 17 | 625 |
| 1997-98 | 35-34 | 140-327 | .428 | 61-140 | .443 | 164-185 | .887 | 82/2.3 | 506 | 14.5 | 27 | 161 | 4 | 40 | 1105 |
| 1998-99 | 33-33 | 120-303 | .396 | 54-136 | .397 | 140-158 | .886 | 72/2.2 | 434 | 13.2 | 29 | 145 | 12 | 59 | 1076 |
| Totals | 126-79 | 358-866 | .413 | 148-365 | .405 | 365-421 | .867 | 234/1.9 | 1229 | 9.8 | 29 | 382 | 30 | 121 | 3016 |



Mark Madsen (1995-00)

Named to five All-America teams during his prestigious career ... during his senior season, voted second team All-America by the National Association of Basketball Coaches (NABC) and on the John Wooden team, and Third Team All-America by Associated Press ... voted first team All-American by College Hoops Insider, third team All-American by the National Association of Basketball Coaches (NABC), and honorable mention All-American by Associated Press during his junior campaign ... during his senior season, also named a Pac-10 first team selection, NABC All-District-14 first team, and a candidate for the Naismith, and Chip Hilton Awards ... during his junior season, named first team All Pac-10, All District-14 by the NABC, All District-9 by the USBWA, All-West by Basketball Times, and All Pac-10 Academic ... finalist during his junior season for the John Wooden Award ... nominated for the 1999 NCAA Outstanding Sportsman of the Year Award ... first team CoSida Academic first team selection, and a two-time Pac-10 All-Academic choice ... winner of an NCAA Postgraduate scholarship ... named to the executive council of the NABC Student Basketball Council, organized to address issues affecting NCAA basketball student-athletes.

... during his senior season, voted second team All-America by the National Association of Basketball Coaches (NABC) and on the John Wooden team, and Third Team All-America by Associated Press ... voted first team All-American by College Hoops Insider, third team All-American by the National Association of Basketball Coaches (NABC), and honorable mention All-American by Associated Press during his junior campaign ... during his senior season, also named a Pac-10 first team selection, NABC All-District-14 first team, and a candidate for the Naismith, and Chip Hilton Awards ... during his junior season, named first team All Pac-10, All District-14 by the NABC, All District-9 by the USBWA, All-West by Basketball Times, and All Pac-10 Academic ... finalist during his junior season for the John Wooden Award ... nominated for the 1999 NCAA Outstanding Sportsman of the Year Award ... first team CoSida Academic first team selection, and a two-time Pac-10 All-Academic choice ... winner of an NCAA Postgraduate scholarship ... named to the executive council of the NABC Student Basketball Council, organized to address issues affecting NCAA basketball student-athletes.

Career Statistics

| Year | G-GS | FG-FGA | Pct. | 3P-3PA | Pct. | FT-FTA | Pct. | Reb/Avg. | Pts. | Avg.High | Ast. | Blk. | Stl. | Min. | |
|---------------|---------------|----------------|-------------|------------|-------------|----------------|-------------|----------------|-------------|-------------|-----------|-----------|-----------|-----------|-------------|
| 1995-96 | 25-0 | 51-95 | .537 | 0-0 | .000 | 45-74 | .608 | 126/5.0 | 147 | 5.9 | 13 | 8 | 11 | 6 | 410 |
| 1996-97 | 27-24 | 116-197 | .589 | 0-1 | .000 | 83-132 | .629 | 220/8.2 | 315 | 11.7 | 23 | 20 | 11 | 11 | 706 |
| 1997-98 | 33-33 | 153-253 | .605 | 0-1 | .000 | 127-218 | .583 | 297/9.0 | 433 | 13.1 | 23 | 16 | 21 | 17 | 969 |
| 1999-00 | 23-20 | 108-184 | .587 | 0-0 | .000 | 65-113 | .575 | 214/9.3 | 281 | 12.2 | 20 | 25 | 21 | 13 | 628 |
| Totals | 108-77 | 428-729 | .587 | 0-2 | .000 | 320-537 | .596 | 857/7.9 | 1176 | 10.9 | 23 | 69 | 64 | 47 | 2713 |




Jarron Collins (1997-01)

Two-time All-American ... named Honorable Mention All-America by the Associated Press and The Sporting News during his senior season ... named to the 10-member John Wooden All-America team during his senior season ... 2001 finalist for the Naismith Player of the Year Award ... during his senior season, named to the National Association of Basketball Coaches (NABC) All-District-14 first team, a first team All-Pac-10 selection, and co-winner of the Howie Dallmar Coaches Award ... averaged 12.8 points and 6.7 rebounds per game during his senior year ... helped Stanford chalk up a 114-19 record, three Pac-10 titles, four trips to the NCAA Tournament, and a trip to the 1998 Final Four ... played in 129 games at Stanford, and is one of 10 players in school history to score at least 1,000 points (1,081) and grab 700 or more rebounds (706).

Career Statistics

| Year | G-GS | FG-FGA | Pct. | 3P-3PA | Pct. | FT-FTA | Pct. | Reb/Avg. | Pts. | Avg.High | Ast. | Blk. | Stl. | Min. | |
|---------------|---------------|----------------|-------------|-------------|-------------|----------------|-------------|----------------|-------------|------------|-----------|------------|-----------|-----------|-------------|
| 1997-98 | 34-0 | 44-83 | .530 | 1-5 | .200 | 39-64 | .609 | 119/3.5 | 128 | 3.8 | 12 | 18 | 16 | 17 | 460 |
| 1998-99 | 30-0 | 58-117 | .496 | 0-1 | .000 | 60-101 | .594 | 157/5.2 | 176 | 5.9 | 13 | 19 | 9 | 16 | 516 |
| 1999-00 | 31-31 | 114-235 | .485 | 1-4 | .250 | 113-157 | .716 | 201/6.5 | 342 | 11.0 | 21 | 53 | 24 | 19 | 850 |
| 2000-01 | 34-34 | 154-276 | .558 | 2-6 | .333 | 125-182 | .687 | 229/6.7 | 435 | 12.8 | 25 | 47 | 19 | 21 | 963 |
| Totals | 129-65 | 470-711 | .520 | 4-16 | .250 | 337-505 | .669 | 706/5.5 | 1081 | 8.4 | 25 | 137 | 68 | 73 | 2789 |




Jason Collins (1997-01)

Finished his career as the school's career leader in field goal percentage (.608) ... named a Third Team All-American by the National Association of Basketball Coaches (NABC) ... earned Honorable Mention All-America accolades by Associated Press ... named NABC All District-14 first team ... tabbed to the first team on the United States Basketball Writers Association (USBWA) District-9 squad ... Pete Newell NABC Big Man of the Year ... co-captain during his senior year along with Ryan Mendez ... enjoyed his best game in a Cardinal uniform with a career-high

33 points (13-for-14 from the floor, 4-for-5 from three-point territory) along with five assists and four steals against Washington during his senior season ... became the second Stanford basketball player in school history to grace the cover of Sports Illustrated.

Career Statistics

| Year | G-GS | FG-FGA | Pct. | 3P-3PA | Pct. | FT-FTA | Pct. | Reb/Avg. | Pts. | Avg.High | Ast. | Blk. | Stl. | Min. | |
|---------------|--------------|----------------|-------------|--------------|-------------|----------------|-------------|----------------|------------|-------------|-----------|-----------|-----------|-----------|-------------|
| 1997-98 | 1-0 | 1-4 | .250 | 0-0 | .000 | 5-7 | .714 | 6/6.0 | 7 | 7.0 | 7 | 0 | 0 | 0 | 15 |
| 1998-99 | 7-0 | 9-18 | .500 | 0-0 | .000 | 11-23 | .478 | 23/3.3 | 29 | 4.1 | 9 | 2 | 3 | 1 | 89 |
| 1999-00 | 31-11 | 84-135 | .622 | 0-1 | .000 | 88-133 | .662 | 190/6.1 | 256 | 8.3 | 18 | 20 | 43 | 5 | 607 |
| 2000-01 | 34-34 | 168-274 | .613 | 12-26 | .462 | 145-185 | .784 | 265/7.8 | 493 | 14.5 | 33 | 51 | 43 | 28 | 895 |
| Totals | 73-45 | 262-431 | .608 | 12-27 | .444 | 249-348 | .716 | 484/6.6 | 785 | 10.8 | 33 | 73 | 89 | 34 | 1606 |



Mark Madsen

Jarron and Jason Collins



Curtis Borchardt (1999-02)

Skilled as both a shot blocker and rebounder, leading the Pac-10 in both categories during his junior year ... collected 146 blocks in 66 career games, third all-time in school history ... tallied a school-record 85 blocks during the 2001-02 season, also tops in the Pac-10 ... became the first Stanford player to lead the league in blocked shots ... during his junior season, averaged 16.9 points and 11.4 rebounds per game (ranking first in the Pac-10) ... at 11.4 rebounds per game, became the 14th player in school history to have averaged double figures in rebounds for a season ... named an Honorable Mention All-American by Associated Press and Basketball America during his junior season (2001-02) ... during the 2001-02 season, named first team All Pac-10, NABC District-14, and All Pac-10 Academic.

Career Statistics

| Year | G-GS | FG-FGA | Pct. | 3P-3PA | Pct. | FT-FTA | Pct. | Reb/Avg. | Pts. | Avg.High | Ast. | Blk. | Stl. | Min. |
|---------------|--------------|----------------|-------------|--------------|-------------|----------------|-------------|----------------|------------|-------------|-----------|-----------|------------|----------------|
| 1999-00 | 20-0 | 31-81 | .383 | 1-6 | .167 | 9-13 | .692 | 74/3.7 | 72 | 3.6 | 14 | 11 | 42 | 5 250 |
| 2000-01 | 17-0 | 31-58 | .534 | 3-7 | .429 | 43-56 | .768 | 72/4.2 | 108 | 6.4 | 15 | 12 | 19 | 5 280 |
| 2001-02 | 29-29 | 171-297 | .576 | 11-27 | .407 | 138-206 | .670 | 332/11.4 | 491 | 16.9 | 29 | 59 | 85 | 17 896 |
| Totals | 66-29 | 233-436 | .534 | 15-40 | .375 | 190-275 | .691 | 478/7.2 | 671 | 10.2 | 29 | 82 | 146 | 27 1426 |



Casey Jacobsen (1999-02)

Ended his three-year career with 1,723 points, third-best all-time at Stanford ... named a First Team All-American four times during his sophomore season (Associated Press, The Sporting News, the John Wooden team, and the United States Basketball Writers Association) ... became the first player in Stanford basketball history to be named a First Team All-American by the Associated Press ... during his sophomore season, was also named a Second Team All-American by ESPN.com, the National Association of Basketball Coaches (NABC) and

Basketball Times ... named Player of the Year on the USBWA All District-9 team and selected to the NABC All District-14 first team for a second straight season in 2001 ... during his junior season, averaged a Pac-10 leading 21.9 ppg ... became Stanford's first conference scoring champion since Keith Jones in 1983-84 ... scored 49 points against Arizona State at Maples Pavilion in 2001-02, falling just one point shy of Hank Luisetti's school record ... three-time All-Pac-10 selection ... as a junior, named Second Team All-American by Associated Press and the USBWA ... named third team All-American by Basketball News, and fourth team All-American by Basketball America ... during the 1999-00 season, named Pac-10 Co-Freshman of the Year, The Sporting News Freshman of the Year, and Basketball Times All-Freshman First Team All-America.

Career Statistics

| Year | G-GS | FG-FGA | Pct. | 3P-3PA | Pct. | FT-FTA | Pct. | Reb/Avg. | Pts. | Avg.High | Ast. | Blk. | Stl. | Min. |
|---------------|--------------|-----------------|-------------|----------------|-------------|----------------|-------------|----------------|-------------|-------------|-----------|------------|----------|----------------|
| 1999-00 | 31-18 | 139-298 | .466 | 74-170 | .435 | 97-136 | .713 | 93/3.0 | 449 | 14.5 | 26 | 70 | 1 | 14 883 |
| 2000-01 | 34-34 | 203-400 | .508 | 84-178 | .472 | 126-155 | .813 | 136/4.0 | 616 | 18.1 | 27 | 78 | 3 | 18 1,079 |
| 2001-02 | 30-30 | 205-465 | .441 | 64-172 | .372 | 184-237 | .776 | 135/4.5 | 658 | 21.9 | 49 | 106 | 3 | 18 1,058 |
| Totals | 95-82 | 547-1163 | .470 | 222-520 | .427 | 407-528 | .771 | 364/3.8 | 1723 | 18.1 | 49 | 254 | 7 | 50 3020 |



Josh Childress (2001-04)

First player in school history to be named Pac-10 Player of the Year, earning the honor in 2004 ... helped lead Stanford to a 74-21 record, three NCAA Tournament appearances and a Pac-10 title (2004) during his three years on The Farm ... finished his Stanford career with 1,061 points ... named to nine All-America teams during his junior season (2003-04) at Stanford ... during the 2003-04 campaign, was named First Team All-American by the Associated Press, Sports Illustrated, John R. Wooden, National Association of Basketball Coaches (NABC), Basketball Times, Adolph F. Rupp and FoxSports.com ... finalist for the Adolph F. Rupp, Naismith and John R. Wooden National Player of the Year Awards in 2003-04 ... 2004 Pac-10 Tournament MVP ... during his final year at Stanford, averaged team-high totals in scoring (15.7) and rebounding (7.5) ... scored career-high 36 points against USC during the 2003-04 season ... left Stanford after his junior year to enter the NBA Draft and was taken in the first round (sixth overall) by the Atlanta Hawks.

Career Statistics

| Year | G-GS | FG-FGA | Pct. | 3P-3PA | Pct. | FT-FTA | Pct. | Reb/Avg. | Pts. | Avg.High | Ast. | Blk. | Stl. | Min. |
|---------------|--------------|----------------|-------------|----------------|-------------|----------------|-------------|----------------|-------------|-------------|-----------|------------|-----------|----------------|
| 2001-02 | 30-6 | 94-234 | .402 | 22-80 | .275 | 25-36 | .694 | 144/4.8 | 235 | 7.8 | 21 | 24 | 12 | 18 645 |
| 2002-03 | 33-33 | 168-393 | .427 | 48-144 | .333 | 82-114 | .719 | 266/8.1 | 466 | 14.1 | 22 | 70 | 46 | 39 1128 |
| 2003-04 | 23-18 | 124-254 | .488 | 34-86 | .395 | 78-95 | .821 | 173/7.5 | 360 | 15.7 | 36 | 61 | 37 | 20 685 |
| Totals | 86-57 | 386-881 | .438 | 104-310 | .335 | 185-245 | .755 | 583/6.8 | 1061 | 12.3 | 36 | 155 | 95 | 77 2458 |



Brook Lopez (2006-08)

Earned All-America honors as a sophomore, leading the Cardinal to a 28-8 overall record and a NCAA Tournament Sweet 16 appearance ... in two seasons on The Farm, averaged 16.0 points and 7.1 rebounds per game while tallying 101 blocked shots and shooting 48.0 percent from the field in 53 games ... scored in double-figures in 41 of those contests ... as a freshman, averaged 12.6 points and 6.0 rebounds per game while earning All-Pac-10 Honorable Mention accolades and All-Pac-10 Freshman Team honors ... also in his rookie season, notched a triple-double against USC with 18 points, 11 rebounds and a single-game school-record 12 blocks ... enjoyed breakthrough sophomore season, earning third team All-America honors by the Associated Press as he became the first Cardinal player to receive such recognition since Josh Childress in 2004 ... 2007-08 USBWA All-District selection ... 2007-08 All-Pac-10 First Team honoree ... 2007-08 All-Pac-10 Defensive Team Honorable Mention ... as a sophomore, averaged 19.3 points and 8.2 rebounds (both team-highs) while shooting 46.8-percent from the field and 78.9-percent from the foul line in 27 games ... scored career-best 31 points on 11-17 shooting with 13 rebounds in 36 minutes in a victory at Washington on Jan. 31, 2008.

Career Statistics

| Year | G-GS | FG-FGA | Pct. | 3P-3PA | Pct. | FT-FTA | Pct. | Reb/Avg. | Pts. | Avg.High | Ast. | Blk. | Stl. | Min. |
|---------------|--------------|----------------|-------------|-------------|-------------|----------------|-------------|----------------|------------|-------------|-----------|-----------|------------|----------------|
| 2006-07 | 26-18 | 140-282 | .496 | 3-15 | .200 | 45-65 | .692 | 156/6.0 | 328 | 12.6 | 26 | 20 | 45 | 11 654 |
| 2007-08 | 27-25 | 184-393 | .468 | 0-6 | .000 | 153-194 | .789 | 221/8.2 | 521 | 19.3 | 31 | 37 | 56 | 16 831 |
| Totals | 53-43 | 324-675 | .480 | 3-21 | .142 | 198-259 | .764 | 377/7.1 | 849 | 16.0 | 31 | 57 | 101 | 27 1485 |



Brook Lopez

Josh Childress

Casey Jacobsen

Arthur Lee

Brevin Knight

All-Conference Honors

Pacific Coast

| | |
|------|--------------------|
| 1920 | C.E. Righter, C |
| 1921 | C.E. Righter, F |
| | Fred Adams, G |
| 1929 | Harlow Rothert, G |
| 1935 | Dinty Moore, G |
| 1936 | Hank Luisetti, F |
| 1937 | Hank Luisetti, F |
| | Dinty Moore, G |
| 1938 | Hank Luisetti, F |
| | Art Stoefer, C |
| | Jack Calderwood, G |
| 1941 | Don Burness, F |
| | Jen Davidson, G |
| 1942 | Jim Pollard, G |
| | Bill Cowden, G |
| 1956 | George Selleck, G |
| 1959 | Paul Neumann, G |

Pacific Coast

(Southern Division, 1943-55)

| | |
|------|-------------------|
| 1943 | Howie Dallmar, F |
| | Ed Voss, C |
| 1947 | John Higgins, G |
| 1948 | John Higgins, G |
| 1949 | Dave Davidson, G |
| 1950 | George Yardley, F |
| 1951 | Jim Ramstead, C |
| 1952 | Ron Tomsic, F |
| | Jim Walsh, G |
| 1953 | Ron Tomsic, G |
| 1954 | Russ Lawler, F |
| 1955 | Ron Tomsic, G |

Pac-8

| | |
|------|-------------------|
| 1960 | John Arrillaga, G |
| 1962 | John Windsor, F |
| 1963 | Tom Dose, C |
| | Don Clemetson, G |
| 1964 | Tom Dose, C |
| 1965 | Bob Bedell, F |
| 1966 | Art Harris, G |
| | Bob Bedell, F |
| 1972 | Claude Terry, G |
| 1973 | Rich Kelley, C |
| 1974 | Rich Kelley, C |
| 1975 | Rich Kelley, C |
| 1976 | Ed Schweitzer, F |
| 1977 | Mike Bratz, G |

Pac-10

| | |
|------|----------------------|
| 1978 | Kimberly Belton, F |
| 1979 | Kimberly Belton, F |
| | Wolfe Perry, G |
| 1980 | Kimberly Belton, F |
| 1982 | John Revelli, C |
| 1983 | Keith Jones, G |
| 1984 | John Revelli, C |
| | Keith Jones, G |
| 1986 | Todd Lichti, G |
| 1987 | Todd Lichti, G |
| 1988 | Todd Lichti, G |
| | Howard Wright, C |
| 1989 | Todd Lichti, G |
| | Howard Wright, F |
| 1990 | Adam Keefe, C |
| 1991 | Adam Keefe, C |
| 1992 | Adam Keefe, F |
| 1995 | Dion Cross, G |
| | Brevin Knight, G |
| 1996 | Dion Cross, G |
| | Brevin Knight, G |
| | Andy Poppink, F (HM) |
| 1997 | Brevin Knight, G |
| 1998 | Kris Weems, G |
| | Tim Young, C |

| | |
|------|--------------------------|
| 1999 | Arthur Lee, G (HM) |
| | Arthur Lee, G |
| | Mark Madsen, F |
| | Kris Weems (HM) |
| 2000 | Casey Jacobsen, F/G |
| | Mark Madsen, F |
| | Jarron Collins, F (HM) |
| | David Moseley, G/F (HM) |
| 2001 | Jarron Collins, F |
| | Jason Collins, C |
| | Casey Jacobsen, G/F |
| | Michael McDonald, G (HM) |
| 2002 | Curtis Borchardt, C |
| | Casey Jacobsen, G/F |
| 2003 | Julius Barnes, G |
| | Josh Childress, G (HM) |
| | Justin Davis, F (HM) |
| 2004 | Josh Childress, F |
| | Chris Hernandez, G |
| | Justin Davis, F (HM) |
| | Matt Lottich, G (HM) |
| 2005 | Dan Grunfeld, G |
| | Matt Haryasz, F (HM) |
| | Chris Hernandez, G |
| 2006 | Matt Haryasz, F |
| | Chris Hernandez, G |
| 2007 | Lawrence Hill, G |
| | Brook Lopez, F (HM) |
| 2008 | Brook Lopez, F |
| | Anthony Goods, G (HM) |
| | Mitch Johnson, G (HM) |
| | Robin Lopez, C (HM) |
| 2009 | Anthony Goods, G (HM) |
| | Lawrence Hill, F (HM) |
| 2010 | Landry Fields, F |
| | Jeremy Green, G |
| 2011 | Jeremy Green, G |
| | Josh Owens, F/C (HM) |

Pac-12

| | |
|------|------------------|
| 2012 | Josh Owens, F/C |
| 2013 | Dwight Powell, F |

Pac-10 All-Freshman Team

| | |
|------|-------------------------|
| 1986 | Todd Lichti, G |
| 1989 | Adam Keefe, F |
| 1993 | Dion Cross, G |
| 1994 | Brevin Knight, G |
| 1995 | Tim Young, C |
| 1996 | Mark Seaton, F |
| 1998 | Jarron Collins, F |
| 2000 | Casey Jacobsen, F/G |
| 2001 | Justin Davis, F (HM) |
| | Teyo Johnson, F (HM) |
| 2002 | Josh Childress, F (HM) |
| | Chris Hernandez, G (HM) |
| 2006 | Mitch Johnson, G (HM) |
| 2007 | Brook Lopez, F |
| 2009 | Jeremy Green, G |
| 2010 | Anthony Brown, G/F |
| | Dwight Powell, G |

Pac-12 All-Freshman Team

| | |
|------|-------------------|
| 2012 | Chasson Randle, G |
|------|-------------------|

Pac-10 All-Defensive Team

| | |
|------|-------------------------|
| 2008 | Robin Lopez, C |
| | Brook Lopez, F (HM) |
| | Fred Washington, G (HM) |

Pac-12 All-Defensive Team

| | |
|------|----------------------|
| 2012 | Josh Huestis, F (HM) |
| 2013 | Josh Huestis, F |

Coach of the Year

| | |
|---------|--------------------------|
| 1975-76 | Dick DiBiasi (Pac-8) |
| 1998-99 | Mike Montgomery (Pac-10) |
| 1999-00 | Mike Montgomery (Pac-10) |
| 2002-03 | Mike Montgomery (Pac-10) |
| | Co-Coach of the Year |
| 2003-04 | Mike Montgomery (Pac-10) |
| 2007-08 | Trent Johnson (Pac-10) |

Player of the Year

| | |
|---------|-------------------------|
| 2003-04 | Josh Childress (Pac-10) |
|---------|-------------------------|

Freshman of the Year

| | |
|---------|-------------------------|
| 1980-81 | John Revelli (Pac-10) |
| 1981-82 | Johnny Rogers (Pac-10) |
| 1993-94 | Brevin Knight (Pac-10) |
| 1999-00 | Casey Jacobsen (Pac-10) |

Conference Most Improved

Player of the Year

| | |
|---------|------------------------|
| 2012-13 | Dwight Powell (Pac-12) |
|---------|------------------------|

Pac-10 All-Academic Team

| | |
|------|---------------------|
| 1986 | Novian Whitsitt, G |
| 1987 | Novian Whitsitt, G |
| 1988 | Todd Lichti, G |
| | Terry Taylor, G |
| 1989 | Eric Reveno, C |
| | Terry Taylor, G |
| | Andrew Vlahov, F |
| 1990 | Kenny Ammann, G |
| | John Patrick, G |
| 1991 | Kenny Ammann, G |
| | John Patrick, G |
| 1992 | Peter Dukes, G |
| | Paul Garrett, C |
| | Jason Weaver, F |
| | Peter Dukes, G |
| 1993 | David Harbour, G |
| 1995 | David Harbour, G |
| 1996 | Rich Jackson, F |
| | Rich Jackson, F |
| | Mark Madsen, F |
| | Kamba Tshioniyi, G |
| 1999 | Mark Madsen, F |
| | Tim Young, C |
| 2000 | Mark Madsen, F |
| | Jarron Collins, F |
| | Alex Gelbard, G |
| 2002 | Curtis Borchardt, C |

| | |
|------|---------------------------------|
| 2003 | Joe Kirchofer, F |
| | Nick Robinson, F |
| | Rob Little, C (HM) |
| 2004 | Dan Grunfeld, F |
| | Nick Robinson, F |
| | Chris Hernandez, G - 2nd team |
| | Jason Haas, G (HM) |
| | Rob Little, C (HM) |
| 2005 | Dan Grunfeld, F |
| | Jason Haas, G (HM) |
| | Chris Hernandez, G |
| | Rob Little, C |
| | Nick Robinson, F |
| 2006 | Dan Grunfeld, F |
| | Chris Hernandez, G |
| | Taj Finger, F - 2nd team |
| | Peter Prowitt, C - 2nd team |
| 2007 | Peter Prowitt, C |
| | Taj Finger, F - 2nd team |
| | Carlton Weatherby, G - 2nd team |
| 2008 | Taj Finger, F |
| | Drew Shiller, G (HM) |
| 2009 | Drew Shiller, G |
| 2010 | Landry Fields, F |
| | Drew Shiller, G |
| | Jack Trotter, F |
| 2011 | Jack Trotter, F |
| | Josh Owens, F/C |
| | Andrew Zimmermann, F (HM) |
| | (HM) - honorable mention |

Pac-12 All-Academic Team

| | |
|------|---------------------------------|
| 2012 | John Gage, F/C |
| | Jack Trotter, F/C |
| | Josh Owens, F/C - 2nd team |
| | Andrew Zimmermann, F - 2nd team |
| | Anthony Brown, G/F (HM) |
| | Josh Huestis, F (HM) |
| | Stefan Nastic, C (HM) |
| | Dwight Powell, F (HM) |
| 2013 | John Gage, F/C |
| | Robbie Lemons, G |
| | Andy Brown, F - 2nd team |
| | Stefan Nastic, C - 2nd team |
| | Dwight Powell, F - 2nd team |
| | Chasson Randle, G - 2nd team |
| | Anthony Brown, G/F (HM) |



Stanford Players in the Pros

Bob Bedell

Anaheim Amigos (ABA, 1967-68)
Dallas Chapparals (ABA, 1968-70)
Texas Chapparals (ABA, 1970-71)

Mike Bratz

Phoenix Suns (NBA, 1977-80)
Cleveland Cavaliers (NBA, 1980-81)
San Antonio Spurs (NBA, 1981-82)
Chicago Bulls (NBA, 1982-83)
Golden State Warriors (NBA, 1983-85)
Sacramento Kings (NBA, 1985-86)

Curtis Borchardt

Utah Jazz (NBA, 2002-2005)
Boston Celtics (NBA, 2005)

Greg Butler

New York Knicks (NBA, 1988-90)
Los Angeles Clippers (NBA, 1990-91)

Josh Childress

Atlanta Hawks (NBA, 2004-08)
Olympiakos (Greece, 2008-10)
Phoenix Suns (NBA, 2010-12)
Brooklyn Nets (NBA, 2012)

Jarron Collins

Utah Jazz (NBA, 2001-09)
Phoenix Suns (NBA, 2010)
Los Angeles Clippers (NBA, 2011)
Portland Trail Blazers (NBA, 2011)

Jason Collins

New Jersey Nets (NBA, 2001-08)
Memphis Grizzlies (NBA, 2008)
Minnesota Timberwolves (NBA, 2008-09)
Atlanta Hawks (NBA, 2009-12)
Boston Celtics (NBA, 2012-13)
Washington Wizards (NBA, 2013)

Howie Dallmar

Philadelphia Warriors (BAA, 1946-49)

Landry Fields

New York Knicks (NBA, 2010-12)
Toronto Raptors (NBA, 2012-)

Arthur Harris

Seattle Sonics (NBA, 1968-70)
Phoenix Suns (NBA, 1970-72)

Casey Jacobsen

Phoenix Suns (NBA, 2002-04)
New Orleans Hornets (NBA, 2004-05)
Houston Rockets (NBA, 2006-07)
Memphis Grizzlies (NBA, 2007-09)

Adam Keefe

Atlanta Hawks (NBA, 1992-94)
Utah Jazz (NBA, 1994-00)
Golden State Warriors (2000-01)

Rich Kelley

New Orleans Jazz (NBA, 1975-79)
New Jersey Nets (NBA, 1979-80)
Phoenix Suns (NBA, 1980-82)
Denver Nuggets (NBA, 1982-83)
Utah Jazz (NBA, 1982-85)
Sacramento Kings (NBA, 1985-86)

Brevin Knight

Cleveland Cavaliers (NBA, 1997-2001)
Atlanta Hawks (NBA, 2000-01)
Memphis Grizzlies (NBA, 2001-03)
Phoenix Suns (NBA, 2003-04)
Washington Wizards (NBA, 2003-04)
Milwaukee Bucks (NBA, 2003-04)
Charlotte Bobcats (NBA, 2004-07)
Los Angeles Clippers (NBA, 2007-08)
Utah Jazz (NBA, 2008-09)

Todd Licht

Denver Nuggets (NBA, 1989-93)
Orlando Magic (NBA, 1993-94)
Golden State Warriors (NBA, 1993-94)
Boston Celtics (NBA, 1993-94)

Brook Lopez

New Jersey Nets (NBA, 2008-12)
Brooklyn Nets (NBA, 2012-)

Robin Lopez

Phoenix Suns (NBA, 2008-12)
New Orleans Hornets (NBA, 2012-13)
Portland Trail Blazers (NBA, 2013-)

Mark Madsen

Los Angeles Lakers (NBA, 2000-03)
Minnesota Timberwolves (NBA, 2003-09)

Paul Neumann

Syracuse Nationals (NBA, 1961-63)
Philadelphia 76ers (NBA, 1963-64)
San Francisco Warriors (NBA, 1964-67)

Jim Pollard

Minneapolis Lakers (NBA, 1947-55)

Claude Terry

Denver Rockets (ABA, 1972-76)
Buffalo Braves (NBA, 1976-77)
Atlanta Hawks (NBA, 1976-78)

Jim Walsh

Philadelphia Warriors (NBA, 1957-58)

John Windsor

San Francisco Warriors (NBA, 1963-64)

Howard Wright

Atlanta Hawks (NBA, 1990-91)
Orlando Magic (NBA, 1990-91, 1992-93)
Dallas Mavericks (NBA, 1990-91)

George Yardley

Fort Wayne Pistons (NBA, 1953-57)
Detroit Pistons (NBA, 1957-58)
Detroit Pistons/Syracuse Nationals (NBA, 1958-59)
Syracuse Nationals (NBA, 1959-60)

Tim Young

Golden State Warriors (1999-00)





Players Drafted

First Round

Rich Kelley, New Orleans Jazz
(NBA, 1975, 7th player picked overall)
Todd Lichti, Denver Nuggets
(NBA, 1989, 15th player picked overall)
Adam Keefe, Atlanta Hawks
(NBA, 1992, 10th player picked overall)
Brevin Knight, Cleveland Cavaliers
(NBA, 1997, 16th player picked overall)
Mark Madsen, Los Angeles Lakers
(NBA, 2000, 29th player picked overall)
Jason Collins, Houston Rockets
(NBA, 2001, 18th player picked overall)
Curtis Borchardt, Orlando Magic
(NBA, 2002, 18th player picked overall)
Casey Jacobsen, Phoenix Suns
(NBA, 2002, 22nd player picked overall)
Josh Childress, Atlanta Hawks
(NBA, 2004, 6th player picked overall)
Brook Lopez, New Jersey Nets
(NBA, 2008, 10th player picked overall)
Robin Lopez, Phoenix Suns
(NBA, 2008, 15th player picked overall)

Second Round

Arthur Harris, Seattle SuperSonics
(NBA, 1968)
Kimberly Belton, Phoenix Suns
(NBA, 1980)
Tim Young, Golden State Warriors
(NBA, 1999)
Jarron Collins, Utah Jazz
(NBA, 2001)
Landry Fields, New York Knicks
(NBA, 2010)

Third Round

Tom Dose, Los Angeles Lakers
(NBA, 1964)
Claude Terry, Phoenix Suns
(NBA, 1972)
Mike Bratz, Phoenix Suns
(NBA, 1977)

Fourth Round

Don Griffin, Atlanta Hawks
(NBA, 1969),
Oakland Oaks (ABA, 1969)
Claude Terry, Denver Rockets
(ABA, 1972)
John Revelli, Los Angeles Lakers
(NBA, 1984)

Fifth Round

George Selleck, Philadelphia Warriors
(NBA, 1956)
John Windsor, Syracuse Nationals
(NBA, 1962)
Wolfe Perry, Utah Jazz
(NBA, 1979)

Sixth Round

Keith Jones, Los Angeles Lakers
(NBA, 1984)

Seventh Round

Russ Lawler, Syracuse Nationals
(NBA, 1955)
Don Clementson, San Francisco
Warriors
(NBA, 1963)

11th Round

Ron Tomic, Syracuse Nationals
(NBA, 1955)

12th Round

Jim Walsh, Baltimore Bullets
(NBA, 1952)

13th Round

Arthur Harris, Oakland Oaks
(ABA, 1968)



Letterwinners

A

| | |
|------------------------|------------------|
| Abraham, Peter | 2010 |
| Adams, Frederick | 1920, 21 |
| Allaway, Darren | 1993, 94, 95, 96 |
| Allen, Rosco | 2013 |
| Altucker, John W. | 1941 |
| Ammann, Kenny | 1930, 91 |
| Anderson, Arne R. | 1934, 35 |
| Anderson, Edward W. | 1925, 26, 27 |
| Anderson, Forrest A. | 1940, 41 |
| Anderson, Frederick L. | 1922, 23 |
| Anderson, Wilbert G. | 1939 |
| Andrews, Gary R. | 1951, 52 |
| Arrillaga, John | 1958, 59, 60 |
| Arterberry, Melvin Jr. | 1973, 74, 75 |
| Austin, Arthur | 1923 |
| Austin, Harry | 1920 |

B

| | |
|---------------------|------------------|
| Bailey, William | 1931 |
| Baker, Philip L. | 1931, 32 |
| Baker, Richard A. | 1966, 67 |
| Barber, William D. | 1969, 70 |
| Barnes, Douglas | 1979, 80 |
| Barnes, Julius | 2000, 01, 02, 03 |
| Bea, Carlos T. | 1954, 55, 56 |
| Bedell, Robert G. | 1964, 65, 66 |
| Bell, Kenneth E. | 1935, 36 |
| Belton, Kimberly | 1977, 78, 79, 80 |
| Bennion, Dave | 1995, 98 |
| Berg, Harry C. | 1928, 29, 30 |
| Berlin, Richard W. | 1947 |
| Besecker, Tyler | 2001, 02, 03 |
| Biggs, Albert | 1927 |
| Blodget, W.B. | 1914, 15, 16 |
| Bluitt, Benjamin V. | 1974, 75 |
| Bobel, Chris | 2007 |
| Bond, William B. | 1955, 56, 57 |
| Bonney, Fred L. | 1917 |
| Borchardt, Curtis | 2000, 01, 02 |
| Bost, Roderick H. | 1934, 35 |
| Bowling, Clayton E. | 1960, 61 |
| Bradford, Mark | 2004 |


| | |
|-------------------------|------------------|
| Bratz, Michael | 1975, 76, 77 |
| Bright, Aaron | 2011, 12, 13 |
| Brockmeyer, Neal H. | 1958, 59, 60 |
| Brown, Andy | 2012, 13 |
| Brown, Anthony | 2011, 12, 13 |
| Brown, Barry R. | 1954, 55, 56 |
| Brown, Kenny | 2006, 07, 08, 09 |
| Brown, Steve | 1982, 83, 84, 86 |
| Bruton, Derek | 1987, 88, 89, 90 |
| Bryan, Gaylord D. | 1949, 50 |
| Bryant, B. | 1927 |
| Bucklin, James W. | 1918 |
| Buell, Robert D. | 1971, 72, 73 |
| Bullock, Elliott | 2009, 10 |
| Burford, Christopher W. | 1958, 59 |
| Burge, Johannes | 1997 |
| Burness, Donald S. | 1941, 42 |
| Burnett, Robert W. | 1939 |
| Butler, Greg | 1985, 86, 87, 88 |
| Butt, Dale J. | 1918, 20 |

C

| | |
|--------------------------|--------------------|
| Cain, Gary L. | 1972 |
| Calderwood, John S. | 1936, 37, 38 |
| Carlson, Donald W. | 1953 |
| Carter, Jay | 1975, 76, 77, 78 |
| Carter, Kent F. | 1958 |
| Carver, Ralph W. | 1948, 49, 50 |
| Carver, R.L. | 1918, 21 |
| Caughy, Reginald E. | 1916, 19 |
| Chavalas, Gus J. | 1948, 49, 50 |
| Childress, Josh | 2002, 03, 04 |
| Christ, H. | 1927 |
| Christiansen, Gunnar E. | 1954 |
| Christiansen, William J. | 1946 |
| Clark, William N. | 1926, 28 |
| Clegg, Richard | 1950 |
| Clemetson, Donald T. | 1961, 62, 63 |
| Clemetson, Douglas C. | 1961, 62 |
| Closs, William R. | 1968, 69 |
| Collins, Jarron | 1998, 99, 2000, 01 |
| Collins, Jason | 2000, 01 |
| Copsey, Harlan B. | 1939 |
| Cordes, Craig M. | 1963, 64, 65 |
| Cordy, Thomas W. | 1931, 32, 33 |
| Cosgrove, John C. | 1932 |
| Cowden, William | 1940, 41, 42 |
| Cowing, J. Emil | 1934, 35 |
| Crandell, Steven | 1979 |
| Crawford, Thomas H. | 1959 |
| Cross, Dion | 1993, 94, 95, 96 |
| Cunningham, Oliver | 1987, 88 |

D

| | |
|----------------------|------------------|
| Daian, Matei | 2009, 10 |
| Dallmar, Howard | 1942, 43 |
| Dana, Jack H. | 1942, 43 |
| David, Nelson B. | 1925, 26, 27 |
| Davidson, David G. | 1947, 48, 49 |
| Davidson, Kenneth W. | 1939, 40, 41 |
| Davies, James M. | 1920, 21, 22 |
| Davis, James M. | 1920, 21, 22 |
| Davis, James R. | 1914 |
| Davis, Justin | 2001, 02, 03, 04 |
| Dean, Archie F. | 1974 |
| Dee, Larry | 1942 |
| DeGroot, Dudley S. | 1922 |
| DeLong, Donald F. | 1952, 53, 54 |
| Dildy, Da' Veed | 2007, 09, 10 |
| Dobson, George P. | 1928 |
| Dose, Thomas W. | 1962, 63, 64 |
| Doub, William K. | 1931, 32 |
| Dolan, O.D. | 1915, 16, 17 |
| Druiner, David P. | 1968, 69 |



Rich Kelley

| | |
|-------------------|------------------|
| DuFour, Thomas W. | 1952 |
| Dukes, Peter | 1990, 91, 92, 93 |
| Dunn, Dave | 1956 |
| Dutton, E.R. | 1914, 15 |
| Dyer, Lowell A. | 1957 |

E


| | |
|---------------------|--------------|
| Edelen, Harold D. | 1932, 33, 34 |
| Edmonds, Duane W. | 1936 |
| Eikelman, John A. | 1943 |
| Elfvig, William J. | 1962 |
| Epperson, David C. | 1952, 53, 54 |
| Esgen, Wienaiend K. | 1919 |
| Estes, G.C. | 1917 |
| Evans, Bruce | 1914 |

F

| | |
|-----------------------|------------------|
| Farber, David J. | 1934 |
| Farley, William F. | 1966 |
| Farrar, I.E. | 1914 |
| Fawcett, Vance | 1929, 30, 31 |
| Fenster, L. Frederick | 1953 |
| Fields, Landry | 2007, 08, 09, 10 |
| Finger, Taj | 2005, 06, 07, 08 |
| Fischer, Andy | 1983, 84, 85, 86 |
| Fitzner, Mark | 1977 |
| Flanders, William S. | 1954, 55, 56 |
| Foreman, Craig | 1983 |
| Fregla, Darrell L. | 1972 |
| Frost, Carl D. | 1972, 73, 74 |
| Fuller, Thomas G. | 1943 |

G

| | |
|----------------------|--------------------|
| Gage, John | 2011, 12, 13 |
| Garner, Robert B. | 1963 |
| Garrett, Paul | 1990, 91, 92 |
| Gelbard, Alex | 1998, 99, 2000 |
| Gelber, Marvin W. | 1949, 50 |
| Gilberg, Mark R. | 1973, 74, 75 |
| Gilbert, John B. | 1966, 67 |
| Giovacchini, Paul | 1977, 78, 79 |
| Giovacchini, Tony | 1999, 2000, 01, 02 |
| Glasgow, Charles Jr. | 1933 |
| Goods, Anthony | 2006, 07, 08, 09 |
| Gorter, Wytze | 1934, 35 |



Don Burness

| | |
|---------------------|------------------|
| Gravely, Warren | 1992, 93, 94, 95 |
| Green, Frederick N. | 1969, 70, 71 |
| Green, Jeremy | 2009, 10, 11 |
| Green, Thomas S. | 1952, 53 |
| Greve, F.H. | 1917 |
| Griffin, Donald B. | 1967, 68, 69 |
| Grunfeld, Dan | 2003, 04, 05, 06 |

H

| | |
|-----------------------|------------------|
| Haas, Jason | 2003, 04, 05, 06 |
| Haga, Richard G. | 1957, 58, 59 |
| Halligan, William K. | 1967, 68, 69 |
| Halstead, Robert | 1943 |
| Hancock, John C. | 1931, 32, 33 |
| Harbour, David | 1992, 94, 95, 96 |
| Harris, Arthur C. | 1966, 67, 68 |
| Harris, Gabriel | 2010, 11, 12, 13 |
| Harris, Larry | 1980 |
| Haryasz, Matt | 2003, 04, 05, 06 |
| Hasler, Sidney | 1951 |
| Hassen, Howard L. | 1966, 67 |
| Hawkins, Frederick H. | 1929, 30 |
| Heath, Charles M. | 1937 |
| Hendry, John L. | 1959, 60, 61 |
| Hepp, Virgil E. | 1931 |
| Hernandez, Chris | 2002, 04, 05, 06 |
| Hicks, Kenny | 1990, 91, 92, 93 |
| Higgins, John M. | 1947, 48 |
| Hill, James L. | 1946 |
| Hill, Lawrence | 2006, 07, 08, 09 |
| Hinckley, Kent B. | 1963, 64, 65 |
| Hood, Thomas | 1946 |
| Hood, Wilber K. | 1918, 20 |
| Hooper, William F. | 1943 |
| Hosley, Richard T. | 1961 |
| Huddleson, Darrol E. | 1940 |
| Huestis, Josh | 2011, 12, 13 |
| Hugasian, Harry | 1950 |
| Hunt, Charles | 1984, 85 |
| Hutchison, James W. | 1966 |

I

| | |
|--------------------|--------------|
| Igbinosa, Emmanuel | 2009, 10 |
| Issacs, Carl E. | 1956, 57 |
| Iverson, Bruce A. | 1950, 51, 52 |
| Iverson, Milton C. | 1947, 48, 49 |

J


| | |
|-------------------|------------------|
| Jacobsen, Casey | 2000, 01, 02 |
| Jackson, Rich | 1994, 95, 96, 97 |
| Jannsen, Bob | 1922, 23 |
| Jayred, Wallace | 1925, 26, 27 |
| Johannsen, Alfred | 1918 |
| Johnson, Grady | 1984 |
| Johnson, James D. | 1954 |
| Johnson, Mitch | 2006, 07, 08, 09 |
| Johnson, Neil | 1985, 86 |
| Johnson, Paul R. | 1951, 52, 53 |
| Johnson, Teyo | 2001, 02 |
| Jones, Keith | 1981, 82, 83, 84 |

K

| | |
|-----------------------|------------------|
| Keefe, Adam | 1989, 90, 91, 92 |
| Kelley, Richard R. | 1973, 74, 75 |
| Kelly, Philip M. | 1960, 61, 62 |
| King, Maxwell C. | 1946 |
| Kirchofer, Joe | 2000, 02, 03, 04 |
| Knight, Brevin | 1994, 95, 96, 97 |
| Koberlein, Earl | 1983, 84, 85, 86 |
| Kosanke, Raymond W. | 1964, 65, 66 |
| Kuchenbecker, Stephen | 1968, 69, 70 |

L

| | |
|-------------------|----------|
| LaComb, Emile A. | 1932 |
| Lafaille, Leon L. | 1939, 40 |
| Lallas, Peter | 1981 |



| | |
|-------------------------|------------------|
| Lambert, Thomas B. | 1932 |
| Lammersen, Bart | 1992, 93, 94, 95 |
| Lawler, Russell K. | 1953, 54, 55 |
| Ledgerwood, Michael | 1961, 62 |
| Lee, Arthur | 1996, 97, 98, 99 |
| Lee, Horace B. | 1937 |
| Lefcourt, Edwin R. | 1946 |
| Lemons, Robbie | 2011, 12, 13 |
| Lemons, Roger | 1981, 82 |
| Leonard, Lionel R. | 1957 |
| Lewis, Rickey | 1983 |
| Lewis, Robert W. | 1947, 48, 49 |
| Lewis, William R. | 1949 |
| Lichti, Todd | 1986, 87, 88, 89 |
| Lilly, J. Kenneth | 1919 |
| Linari, Frederick J. | 1942, 43 |
| Lind, Bradley, C. | 1971 |
| Lindfors, Paul A. | 1962 |
| Lindsey, Robin M. | 1934, 35 |
| Ling, H.J. | 1914 |
| Little, Rob | 2002, 03, 04, 05 |
| Lockhart, Wayne C. | 1953 |
| Loehing, Eric B. | 1965 |
| Logan, Kyle | 2000, 01 |
| Lollie, Marcus | 1990, 91, 92, 93 |
| Loomis, John S. | 1973 |
| Lopez, Brook | 2007, 08 |
| Lopez, Robin | 2007, 08 |
| Lottich, Matt | 2001, 02, 03, 04 |
| Loveridge, Gary F. | 1965 |
| Luisetti, Angelo (Hank) | 1936, 37, 38 |
| Lyon Richard P. | 1939 |

M

| | |
|-----------------------|--------------------|
| Madsen, Mark | 1997, 98, 99, 2000 |
| Mallatratt, Gordon W. | 1934 |
| Manley, Todd | 1992, 93, 94, 95 |
| Mann, Jarrett | 2009, 10, 11, 12 |
| Mann, Michael O. | 1972, 73, 74 |
| Martin, Edward D. | 1967, 68 |
| Martin, Lugene B. | 1946 |
| Marty, Douglas | 1979, 80, 81, 82 |
| Mathiesen, Mike | 1997 |
| Maurer, Darin | 1983 |
| McBurney, Raymond D. | 1924 |

| | |
|---------------------|--------------------|
| McCaffrey, J. Leo | 1942, 43 |
| McCandless, John B. | 1927, 29, 30 |
| McDonald, Michael | 1998, 99, 2000, 01 |
| McElwain, Malcom S. | 1967, 68, 69 |
| McHose, John C. | 1922, 23, 24 |
| McHugh, John H. | 1977, 78 |
| McSweeney, Brian | 1986, 87, 88, 89 |
| Mead, Reginald E. | 1931, 32 |
| Mears, James B. | 1930 |
| Meigs, James R. | 1940 |
| Meinert, Scott | 1985, 87, 88, 89 |
| Mendez, Ryan | 1997, 98, 2000, 01 |
| Meredith, Jack P. | 1946 |
| Meyer, Lang | 1988, 90, 91 |
| Michel, Michael D. | 1969, 70, 71 |
| Mills, Bertrand C. | 1920, 21 |
| Mitchell, Howard L. | 1925, 26 |
| Moffatt, Phil J. | 1931 |
| Montague, James P. | 1973, 74 |
| Moore, Bryan S. | 1935, 36, 37 |
| Moore, Charles | 1968, 70, 71 |
| Moore, Evan | 2004 |
| Moore, Hollis H. | 1962, 63, 64 |
| Morgan, Daryle L. | 1978, 79, 80 |
| Morgan, Jim | 1991, 92, 93, 94 |
| Morgan, Wade | 2012, 13 |
| Morley, Samuel R. | 1953 |
| Morris, Mike | 1990 |
| Morris, Tim | 2005, 06 |
| Moseley, David | 1997, 98, 99, 2000 |
| Moulton, Everts | 1918, 19 |
| Murphy, Allen T. | 1946 |

N

| | |
|----------------------|--------------|
| Nastic, Stefan | 2011, 12, 13 |
| Neumann, Paul R. | 1957, 58, 59 |
| Nevers, Ernest | 1924, 25 |
| Newhouse, F. | 1926 |
| Nicholson, Robert S. | 1972 |
| Nisbet, Thomas R. | 1967 |
| Nobs, Kenneth A. | 1934, 35, 36 |
| Nordland, Thomas R. | 1961 |
| Norgard, Alar A. | 1932 |
| Nussbaum, David A. | 1980, 83 |

O

| | |
|---------------------|----------------------|
| O'Brien, William A. | 1946 |
| Ogorek, Robert E. | 1953 |
| Oliva David M. | 1923, 24, 25 |
| Oliver, Fred H. | 1942, 43 |
| O'Neill, Dennis T. | 1969, 70, 71 |
| Orehobl, William E. | 1947 |
| Osborn, W. Gregory | 1969, 70 |
| O'Sullivan, John J. | 1950, 51 |
| Owens, Josh | 2008, 09, 10, 11, 12 |

P

| | |
|----------------------|------------------|
| Packard, David | 1932 |
| Page, Alfred B. | 1934, 35 |
| Palmer, E. Payne | 1932, 33 |
| Palmer, William A. | 1968, 69, 70 |
| Parks, A. | 1918, 20 |
| Patrick, John | 1988, 89, 90, 91 |
| Patterson, Timothy | 1973, 74, 75, 76 |
| Patton, Bobby | 1992, 93 |
| Patzwald, Dave | 1986 |
| Paul, Will | 2007, 09 |
| Paye, John Jr. | 1984, 85, 86 |
| Pegelow, Frederic J. | 1962 |
| Pelouze, Robert F. | 1917, 19, 20 |
| Penn, Robert M. | 1940, 41, 42 |
| Perry, Wolfe | 1976, 77, 78, 79 |
| Petersmeyer, Gary S. | 1966, 67, 68 |
| Pflueger, John M. | 1957, 58 |
| Pitchford, Mark B. | 1978 |
| Pitts, Raymond | 1922 |

Platz, John 1983, 84
 Pollard, James C. 1942
 Poppink, Andy 1992, 94, 95, 96
 Powell, Dwight 2011, 12, 13
 Priesler, Michael L. 1965, 66
 Price, Fred V. 1925, 26
 Prowitt, Peter 2005, 06, 07, 08

Q

Quade, William H. 1936

R

Raaka, Clayton L. 1963, 64, 65
 Rahn, Gilbert F. 1937, 40
 Ramee, Keith 1983, 84, 85, 86
 Ramstead, James B. 1950, 51
 Randle, Chasson 2012, 13
 Rapp, William A. 1938, 39
 Ravn, Nick 1992, 93
 Ray, Alvin 1930
 Revelli, John 1981, 82, 83, 84
 Reveno, Eric 1985, 86, 87, 89
 Reynolds, Kenneth M. 1929, 30, 31
 Richards, Dowell 1928, 29
 Richmond, Carrol L. 1920, 21, 22
 Righter, Cornelius 1917, 19, 20, 21
 Rintala, Rudolph A. 1931
 Robertson, Harold O. 1934
 Robinson, Nick 2002, 03, 04, 05
 Rodman, J. Thomas 1946
 Rogers, Charles O. 1934
 Rogers, Johnny 1982, 83
 Rogers, Wister 1922, 23
 Roney, G.J. 1917
 Rose, Girard J. 1959
 Rose, William G. 1948, 49
 Rosenzweig, Lawrence A. 1971
 Rothert, Harlow P. 1928, 29, 30
 Rowley, Milton H. 1930
 Rusco, Patrick D. 1971, 72, 73
 Ryan, Jack 2012
 Ryan, Jeffrey K. 1978, 79, 80, 81

S

Sanders, Christian 2013
 Saunders, William F. 1933
 Sauer, Peter 1996, 97, 98, 99

Schabel, Fred K. 1933
 Schader, George 1976, 78
 Scharfen, John 1948
 Schmalzried, Thomas 1977, 79, 80
 Schott, Carl V. 1935
 Schwager, Charles 1987
 Schwaiger, Leo E. 1954, 55
 Schwarzenbeck, Francis 1918
 Schweitzer, Edward H. 1974, 75, 76
 Seaton, Mark 1996, 97, 98, 99
 Selleck, George A. 1954, 55, 56
 Seymour, Kent 1983, 84, 85
 Shiller, Drew 2008, 09, 10
 Shipkey, Harry H. 1924, 25
 Shipkey, Theodore 1925, 26
 Shupe, Lewis H. 1963, 64
 Shupe, Steven J. 1972, 73
 Siebert, Thomas T. 1938
 Similia, Alan W. 1962
 Simons, Alan W. 1962
 Simons, Mike 1975, 76
 Sloat, George E. 1946
 Smalling, Charles O. 1928
 Smith, John K. 1943
 Smith, Terry A. 1980
 Sobomehin, Olatunde 2003
 Sommers, Robert H. 1962, 63
 Stahl, John K. 1958, 59, 60
 Steele, Gordon D. 1923, 24, 25
 Stevens, Patrick L. 1971
 Stephenson, William W. 1947, 1948, 1949
 Stevenson, William B. 1951
 Stewart, John K. 1929
 Stoeffen, Arthur O. 1936, 37, 38
 Stratton, John S. 1971, 72
 Sullivan, O.M. 1917
 Sutherland, Darrell W. 1961, 62, 63
 Suzdaleff, Oleg 1951, 52, 53
 Swanholm, Keith H. 1919

T


Talbot, Al 1953
 Tampeke, E. John 1929
 Taylor, James R. 1940, 41
 Taylor, Paul A. 1946
 Taylor, Terry 1986, 87, 88, 89
 Terry, Claude L. 1970, 71, 72
 Thomas, Stuart 1987
 Thompson, James G. 1928
 Thompson, Kelly 1975
 Thompson, Mark 1995, 96, 97
 Thompson, Morley P. 1947, 48
 Thuesen, Jerry 1958, 59, 60
 Tipton, Michael E. 1958
 Tod, Jay K. 1932, 33
 Tomsic, Ronald P. 1952, 53, 54, 55
 Topping, W. Keith 1933, 34, 35
 Trobbe, Scott R. 1973, 74, 75
 Trotter, Jack 2009, 10, 11, 12
 Tshionyi, Kamba 1995, 96, 97, 98
 Tucker, S. Edward 1951, 52
 Turner, J. Howell 1935, 36, 37
 Turner, William T. 1954, 55
 Tyler, Donald M. 1929, 30

V

Van Galder, Gary C. 1956, 57
 Van Elswyk, Pete 1997, 98
 Verhoeven, Grant 2013
 Vincent, Louis R. 1926, 27, 28
 Vlahov, Andrew 1988, 89, 90, 91
 Vojvodich, Nicholas 1957
 Voss, Edward A. 1941, 42, 43

W

Wagner, Harold A. 1955, 56, 57
 Wagner, Ronald A. 1954, 55, 56
 Wall Doug 1984, 85
 Wallace, J.M. 1915, 16



Claude Terry


Walsh, James P. 1950, 51, 52
 Ward, Orlando 1979, 80, 82
 Waring, Clinton J. 1956, 57
 Warren, Douglas L.B. 1958, 59
 Warren, William B. 1950
 Washington, Fred 2004, 05, 06, 07, 08
 Watson, Paul C. 1951
 Weatherby, Carlton 2003, 04, 06, 07
 Weaver, J. Carrell 1930, 33
 Weaver, Jason 1991, 92
 Weaver, Richard C. 1965
 Weems, Kris 1996, 97, 98, 99
 Welch, Brian 1979, 80, 81, 82
 Wells, Frank M. 1940
 Wensel, Robert J. 1940, 41
 Wente, Karl 1996, 97
 Westphal, James D. 1953
 Wheatly, Winston R. 1915, 16, 17
 Whitsitt, Novian 1984, 85, 86, 87
 Wichary, Hans 1981, 82, 83, 84
 Williams, Brent 1991, 92, 93, 94
 Williams, Donald E. 1939, 40, 41
 Williams, John 1984, 85
 Williamson, Frederick W. 1918, 19
 Windsor, John T. 1960, 61, 62
 Wingate, Deshon 1988, 89, 90, 91
 Wood, Casimir J. 1944
 Worthy, A.E. 1914, 15, 16
 Wright, Howard 1986, 87, 88, 89
 Wustrack, Karl M. 1966

Y

Yardley, George H. 1948, 49, 50
 Young, Roderick A. 1966
 Young, Tim 1995, 97, 98, 99

Z

Zamloch, Archer W. 1935
 Zaninovich, George 1952, 53
 Zimmermann, Andrew 2010, 11, 12
 Zonne, Phil W. 1937, 38, 39
 Zonne, Robert J. 1936, 37



Kris Weems

All-Time Numerical Roster (1951-Present)

(1951-present)

00

Keith Jones1983-84
Joe Kirchofer1999-2000, 01-02, 02-03, 03-04

1

Josh Childress 2001-02, 02-03, 03-04
Mitch Johnson 2005-06, 06-07, 07-08, 08-09
Christian Sanders.....2012-13

2

Curtis Borchardt2001-02
Mark Bradford2003-04, 04-05
Landry Fields.....2006-07, 07-08, 08-09, 09-10
Aaron Bright.....2010-11, 11-12, 12-13

3

Ron Tomsic1951-52, 52-53 (red),
.....53-54 (red), 54-55 (red)
Nick Vojvodich1955-56 (red)
Kris Weems1995-96, 96-97, 97-98, 98-99
Kyle Logan1999-2000, 00-01, 01-02
Carlton Weatherby2002-03, 03-04, 04-05, 05-06, 06-07
Anthony Brown2010-11, 11-12

4

James Walsh1951-52
Ron Tomsic1952-53 (white), 53-54 (white),
.....54-55 (white)
Nick Vojvodich1955-56 (white)
Ricky Lewis1982-83
Dave Patzwald1984-85
Dion Cross1992-93, 93-94, 94-95, 95-96
Michael McDonald ...1997-98, 98-99, 99-2000, 00-01
Anthony Goods.....2005-06, 06-07, 07-08, 08-09
Stefan Nastic.....2010-11, 11-12, 12-13

5

George Zaninovich1951-52
Oleg Suzdaleff1952-53 (red), 53-54 (red)
Beppo Dyer1954-55 (red), 55-56 (red)
Peter Sauer1995-96, 96-97, 97-98, 98-99
Teyo Johnson2000-01, 01-02, 02-03
Jeremy Green.....2008-09
Chasson Randle.....2011-12, 12-13

6

Bruce Iversen1951-52
Oleg Suzdaleff1952-53 (white), 53-54 (white)
Beppo Dyer1954-55 (white), 55-56 (white)

7 (retired)

Hank Luisetti1935-36, 36-37, 37-38

8

Thomas Green1951-52

9

Ed Tucker1951-52
David Epperson1952-53 (red), 53-54 (red)
Bill Bond1954-55 (red), 1955-56 (red)

10

James Ramstead 951-52
David Epperson1952-53 (white), 53-54 (white)
Bill Bond1954-55 (white), 55-56 (white)
Beppo Dyer1956-57 (white)
Andy Fischer1982-83, 83-84, 84-85, 85-86
Charles Schwager1986-87
Mark Thompson1994-95, 95-96
Tim Morris2004-05, 05-06
Drew Shiller.....2007-08, 08-09, 09-10
Robbie Lemons.....2010-11, 11-12, 12-13

11

William Stevenson1951-52
George Zaninovich1952-53 (red)
Ike Isaacs1954-55 (red), 55-56 (red)
Beppo Dyer1956-57 (red)
John Stahler1957-58, 58-59
Fred Pegelow1959-60
Lew Shupe1961-62, 62-63, 63-64
Tom Nisbet1965-66, 66-67
John Patrick1987-88, 88-89, 89-90, 90-91
Warren Gravely1991-92, 92-93, 93-94, 94-95
Arthur Lee1995-96, 96-97, 97-98, 98-99
Curtis Borchardt1999-2000, 00-01
Chris Hernandez2001-02, 02-03, 03-04, 04-05, 05-06
Brook Lopez2006-07, 07-08
Andy Brown2011-12, 12-13

12

Fritz Fenster1951-52
George Zaninovich1952-53 (white)
Ike Isaacs1954-55 (white), 55-56 (white)
Hap Wagner1956-57 (white)
Keith Ramee1982-83, 83-84, 84-85, 85-86
Damon Whitsitt1986-87
Olatunde Sobomehin.2002-03
Rosco Allen.....2012-13

13

Thomas DeFour1951-52
Russ Lawler1952-53 (red), 53-54 (red),
.....54-55 (red)
Ron Wagner1955-56 (red)
Hap Wagner1956-57 (red)
Jerry Rose1957-58, 58-59
Bub Bowling1960-61
Chris Babs1961-62, 63-64
Gary Petersmeyer1965-66, 66-67, 67-68
Bob Nicholson1969-70, 70-71, 1971-72
Mark Gilberg1972-73, 1973-74, 74-75
John Mancasola1975-76
Daryle Morgan1976-77, 77-78, 78-79, 79-80
Drew Shiller2006-07, 07-08
Emmanuel Igbinosa...2008-09, 09-10
Josh Owens.....2010-11, 11-12

14

Paul Johnson1951-52
Russ Lawler1952-53 (white), 53-54 (white),
.....54-55 (white)
Ron Wagner1955-56 (white)
Bill Bond1956-57 (white)
Ben Bluitt1975-76
Keith Level1976-77
Roger Lemons1980-81, 81-82
John Paye1983-84, 84-85, 85-86
Oliver Cunningham ...1986-87, 87-88, 88-89
Mike Morris1989-90, 91-92
Tyler Besecker2000-01, 01-02, 02-03
Jack Ryan.....2011-12, 2012-13

15

Paul Johnson1952-53 (red)
Bill Turner1953-54 (red), 54-55 (red)
Gary Van Galder1955-56 (red)
Bill Bond1956-57 (red)
Tom Crawford1957-58, 58-59
Phil Kelly1960-61
Rod Young1962-63, 64-65, 65-66
Tom Nisbet1966-67
Chuck Bauer1969-70
Greg Osborn1967-68, 68-69, 69-70
Mike Mann1971-72, 72-73, 73-74
Mike Simons1973-74, 74-75, 75-76
Keith Jones1980-81, 81-82, 82-83

Dave Bennion1994-95, 97-98
Evan Moore2003-04, 2004-05
Lawrence Hill2005-06, 06-07, 07-08, 08-09
Matei Daian2008-09, 09-10

16

Paul Johnson1952-53 (white)
Bill Turner1953-54 (white), 54-55 (white)
Gary Van Galder1955-56 (white)

17

Don Carlson1952-53 (red)
Leo Schwaiger1953-54 (red), 54-55 (red)
Jay Jackson1955-56 (red)

18

Don Carlson1952-53 (white)
Leo Schwaiger1953-54 (white), 54-55 (white)
Jay Jackson1955-56 (white)

19


James Westphal1952-53 (red)
James Johnson1953-54 (red), 54-55 (red)
Dave Dunn1955-56 (red)

20

David Epperson1951-52
James Westphal1952-53 (white)
James Johnson1953-54 (white), 54-55 (white)
Dave Dunn1955-56 (white)
Scott Meinert1984-85, 86-87, 87-88, 88-89
Marcus Lollie1989-90, 90-91, 91-92, 92-93
Alex Gelbard1997-98, 98-99, 99-2000
Dan Grunfeld2002-03, 03-04, 04-05, 05-06
Peter Abraham.....2009-10
Wade Morgan2011-12, 12-13

21

Gary Andrews1951-52
Robert Ogorek1952-53 (red)
Barry Brown1953-54 (red), 54-55 (red), 55-56 (red)
Kent Carter1957-58
Bub Bowling1958-59
Tom Nordland1960-61
Fred Pegelow1960-61, 61-62
Bob Sommers1962-63
Gary Loveridge1962-63, 63-64, 64-65
Bill Halligan1966-67, 67-68
Gary Cain1970-71, 71-72



Hank Luisetti

Ben Bluit 1973-74, 74-75
 Wolfe Perry 1975-76, 76-77, 77-78, 78-79
 Terry Smith 1979-80, 80-81
 Terry Taylor 1985-86, 86-87, 87-88, 88-89
 Kenny Hicks 1989-90, 1990-91, 91-92, 92-93
 David Moseley 1996-97, 97-98, 98-99, 99-2000
 Nick Robinson 2001-02, 02-03, 03-04, 04-05
 Anthony Brown 2012-13

22

Oleg Suzdaleff 1951-52
 Robert Ogorek 1952-53 (white)
 Barry Brown 1953-54 (white), 54-55 (white),
 55-56 (white)
 Gary Van Galder 1956-57 (white)
 George Schader 1975-76, 77-78
 Doug Marty 1978-79, 79-80, 80-81, 81-82
 Kent Seymour 1983-84, 84-85
 Brian Booker 1987-88
 Peter Dukas 1989-90, 90-91, 91-92, 92-93
 Brevin Knight 1993-94, 94-95, 95-96, 96-97
 Justin Davis 2000-01, 01-02, 02-03, 03-04
 Kenny Brown 2005-06, 06-07, 07-08, 08-09
 Jarrett Mann 2008-09, 09-10, 10-11, 11-12

23

Don Carlson 1951-52
 Alan Talbot 1952-53 (red)
 Ron Wagner 1953-54 (red), 1954-55 (red)
 John Henderson 1955-56 (red)
 Gary Van Galder 1956-57 (red)
 Mike Tipton 1957-58, 58-59
 Doug Clemetson 1960-61, 61-62
 Mike Preisler 1962-63, 64-65
 Arthur Harris 1965-66, 66-67
 Tom Pfister 1969-70
 Pat Rusco 1970-71, 71-72, 72-73
 Mike Bratz 1974-75, 75-76, 76-77
 Peter Lallas 1977-8, 78-79, 79-80, 80-81
 Craig Foreman 1981-82, 82-83
 Bryan McSweeney 1985-86, 86-87, 87-88, 88-89
 Bobby Patton 1991-92, 92-93
 Frank Harris 1993-94
 Casey Jacobsen 1999-2000, 00-01, 01-02
 Gabriel Harris 2009-10, 10-11, 11-12, 12-13



Julius Barnes

24

Alan Talbot 1952-53 (white)
 Ron Wagner 1953-54 (white), 54-55 (white)
 John Henderson 1955-56 (white)
 Paul Neumann 1956-57 (white)
 John Williams 1982-83, 83-84, 84-85, 85-86
 Rich Jackson 1993-94, 94-95, 95-96, 96-97
 Julius Barnes 1999-2000, 00-01, 01-02, 02-03
 Chris Bobel 2006-07
 Josh Owens 2007-08, 08-09
 Josh Huestis 2010-11, 11-12, 12-13

25

Wayne Culberson 1952-53 (red)
 Carlos Bea 1953-54 (red), 54-55 (red),
 55-56 (red)
 Paul Neumann 1956-57 (red), 57-58, 58-59
 Don Clemetson 1960-61, 61-62, 62-63
 Skip Hutchinson 1963-64, 64-65, 1965-66
 Greg Andrews 1966-67
 Claude Terry 1969-70, 70-71, 71-72
 Archie Dean 1972-73, 73-74
 Paul Giovacchini 1975-76, 76-77, 77-78, 78-79
 Darin Maurer 1980-81, 81-82, 82-83
 Novian Whitsitt 1983-84, 84-85, 85-86, 86-87
 David Harbour 1991-92, 93-94, 94-95, 95-96
 Tony Giovacchini 1998-99, 99-2000, 00-01, 01-02

26

Wayne Culberson 1952-53 (white)
 Carlos Bea 1953-54 (white), 54-55 (white),
 55-56 (white)

27

Thomas Green 1952-53 (red)
 Denis Mahoney 1954-55 (red)
 Gunnar Christiansen .. 1955-56 (red)

28

Thomas Green 1952-53 (white)
 Denis Mahoney 1954-55 (white)
 Gunnar Christiansen .. 1955-56 (red)

29

Howard Schwartz 1952-53 (red)
 Bill Flanders 1953-54 (red), 54-55 (red),
 55-56 (red)

30

Howard Schwartz 1952-53 (white)
 Bill Flanders 1953-54 (white), 54-55 (white),
 55-56 (white)
 Twig Warren 1956-57 (white)
 Doug Wall 1983-84, 84-85
 Andrew Vlahov 1987-88, 88-89, 89-90, 90-91
 Darren Allaway 1992-93, 93-94, 94-95, 95-96
 Grant Verhoeven 2012-13

31

Donald DeLong 1952-53 (red), 53-54 (red)
 Hap Wagner 1954-55 (red), 55-56 (red)
 Twig Warren 1956-57 (red)
 Doug Warren 1957-58, 58-59
 John Fontius 1960-61, 61-62
 Dave Druliner 1966-67, 67-68, 68-69
 Fred Green 1968-69, 69-70, 70-71
 Jim Montague 1972-73, 73-74
 Mark Pitchford 1977-78
 Kent Seymour 1981-82, 82-83
 Adam Keefe 1988-89, 89-90, 90-91, 91-92
 Jarron Collins 1997-98, 98-99, 99-2000, 00-01
 Taj Finger 2004-05, 05-06, 06-07, 07-08

32

Don DeLong 1951-52, 52-53 (white),
 53-54 (white)
 Hap Wagner 1954-55 (white), 55-56 (white)



George Selleck

John Pflueger 1956-57 (white)
 Johnny Rogers 1981-82, 82-83
 Howard Wright 1985-86, 86-87, 87-88, 88-89
 Andy Poppink 1991-92, 92-93, 93-94, 94-95, 95-96
 Ryan Mendez 1996-97, 97-98, 98-99,
 99-2000, 00-01
 Jason Haas 2002-03, 03-04, 04-05, 05-06
 Da'Veed Dildy 2006-07, 08-09, 09-10

33

Wayne Lockhart 1952-53 (red)
 George Selleck 1953-54 (red), 54-55 (red),
 55-56 (red)
 John Pflueger 1956-57 (red)
 John Hendry 1958-59
 Al Simila 1960-61
 Phil Kelly 1960-61, 61-62
 Bill Farley 1963-64, 64-65
 Karl Wustrack 1964-65, 65-66
 Ed Martin 1966-67
 Don Griffin 1968-69
 Chuck Moore 1967-68, 68-69, 70-71
 David Frost 1971-72, 72-73, 73-74
 Jay Carter 1974-75, 75-76, 76-77, 77-78
 Jeff Washington 1979-80
 Charles Hunt 1981-82, 82-83, 83-84, 84-85
 Brent Williams 1990-91, 91-92, 92-93, 93-94
 Jason Collins 1997-98, 98-99
 Matt Lottich 2000-01, 01-02, 02-03, 03-04
 Dwight Powell 2010-11, 11-12, 12-13

34

Wayne Lockhart 1952-53 (white)
 George Selleck 1953-54 (white), 54-55 (white),
 55-56 (white)
 John Henderson 1956-57 (white)
 John Pflueger 1957-58
 Mike Ledgerwood 1959-60, 60-61, 61-62
 Bob Garner 1962-63
 Mike Preisler 1965-66
 Howard Hassen 1965-66, 66-67
 Bill Barber 1967-68, 68-69, 69-70

Darrell Fregla 1970-71, 71-72
 Melvin Arterberry 1972-73, 73-74, 74-75
 Doug Barnes 1976-77, 77-78, 78-79, 79-80
 Steve Brown 1981-82, 82-83, 83-84, 85-86
 Deshon Wingate 1987-88, 88-89, 89-90, 90-91
 Justin Armour 1992-93
 Karl Wente 1995-96, 96-97
 Jason Collins 1999-2000, 00-01
 Will Paul 2006-07, 07-08, 08-09
 Andrew Zimmermann. 2009-10, 10-11, 11-12

35

Clint Waring 1955-56 (red)
 John Henderson 1956-57 (red)
 Chris Burford 1957-58, 58-59
 Jim Bryan 1959-60, 61-62
 Clayton Raaka 1962-63, 1963-64, 64-65
 Bill Palmer 1967-68, 68-69, 69-70
 Pat Stevens 1970-71, 71-72
 Bob Buell 1972-73
 Rich Wohlstadter 1973-74, 74-75
 Andy Patterson 1975-76
 Ace Edwards 1976-77
 Brian Welch 1978-79, 79-80, 80-81, 81-82
 Nick Ravn 1991-92, 92-93
 Kamba Tshionyi 1994-95, 95-96, 96-97, 97-98

36

Clint Waring 1955-56 (white)

40


Carl Isaacs 1956-57 (white)
 Earl Koberlein 1982-83, 83-84, 84-85, 85-86
 Paul Garrett 1989-90, 90-91, 91-92
 Pete VanElswyk 1996-97, 97-98
 Elliott Bullock 2008-09, 09-10
 John Gage 2010-11, 11-12, 12-13

41

Carl Isaacs 1956-57 (red)
 John Arrillaga 1957-58, 58-59
 Darrell Sutherland 1960-61, 61-62, 62-63
 Ed Martin 1966-67, 67-68, 69-70
 Kimberly Belton 1976-77, 77-78, 78-79, 79-80

42

John Caple 1956-57 (white)
 John Windsor 1959-60, 60-61
 Jack Gilbert 1962-63
 Ray Kosanke 1963-64, 64-65, 65-66



Tom Dose

Dennis O'Neill 1968-69, 69-70, 70-71
 Bruce Menser 1971-72
 Dick Dohrmann 1974-75, 75-76, 76-77, 77-78
 Orlando Ward 1978-79, 79-80, 80-81, 81-82
 Todd Lichti 1985-86, 86-87, 87-88, 88-89
 Rob Little 2001-02, 02-03, 03-04, 04-05
 Robin Lopez 2006-07, 07-08

43

John Caple 1956-57 (red)
 Gary Van Galder 1957-58
 Al Simila 1960-61
 Kent Hinckley 1962-63, 1963-64, 64-65
 Bill Closs 1966-67, 67-68, 68-69
 John Stratton 1970-71, 71-72
 Scott Trobbe 1972-73, 73-74, 74-75
 Scott Russell 1975-76
 Steve Crandell 1977-78, 78-79, 79-80, 80-81
 Neil Johnson 1982-83, 83-84, 84-85, 85-86
 Jason Weaver 1990-91, 91-92

44

Dick Haga 1956-57 (white)
 Bob Whelan 1959-60
 Bill Elfving 1961-62
 Rich Gritschke 1962-63
 Bob Bedell 1963-64, 64-65, 65-66
 Mal McElwain 1966-67, 67-68, 68-69
 Brad Lind 1970-71
 Ed Schweitzer 1972-73, 73-74, 74-75, 75-76
 Tom Schmalzried 1976-77, 77-78, 78-79, 79-80
 John Revelli 1980-81, 81-82, 82-83, 83-84
 Greg Butler 1984-85, 85-86, 86-87, 87-88
 Kenny Ammann 1989-90, 90-91
 Todd Manley 1991-92, 92-93, 93-94, 94-95
 Mark Seaton 1995-96, 96-97, 97-98, 98-99
 Fred Washington 2003-04, 04-05, 05-06, 06-07, 07-08

45

Dick Haga 1956-57 (red), 57-58, 58-59
 Hollis Moore 1961-62, 62-63, 63-64
 Jack Gilbert 1964-65, 65-66
 Don Griffin 1966-67, 66-68
 Mike Michel 1968-69, 69-70, 70-71
 Steve Shupe 1971-72, 72-73
 Mike Simons 1973-74
 Mark Fitzner 1974-75, 75-76, 76-77, 77-78
 Hans Wichary 1980-81, 81-82, 82-83, 83-84
 Derek Bruton 1986-87, 87-88, 88-89, 89-90
 Bart Lammersen 1991-92, 92-93, 93-94, 94-95
 Mark Madsen 1996-97, 97-98, 98-99, 99-2000
 Jeremy Green 2009-10, 10-11

50


Lee Leonard 1956-57 (white)
 Lang Meyer 1987-88, 89-90, 90-91
 Mike Mathiesen 1996-97
 Jack Trotter 2008-09, 09-10, 10-11, 11-12

51

Lee Leonard 1956-57 (red)
 Jerry Thuesen 1957-58, 58-59, 59-60
 Bill Elfving 1960-61
 Elliott Bullock 2012-13

52

Nick Vojvodich 1956-57 (white)
 Phil Joujon-Roche 1957-58, 58-59
 Bob Sommers 1960-61, 61-62
 Craig Cordes 1962-63
 Ralph Morgan 1966-67, 67-68
 Fred Green 1968-69
 Larry Rosenzweig 1969-70, 70-71
 Jack Loomis 1971-72
 Jeff Ryan 1977-78, 78-79, 79-80, 80-81
 Matt Haryasz 2002-03, 03-04, 04-05, 05-06



Todd Lichti

53

Nick Vojvodich 1956-57 (red)
 Jim Weersing 1957-58
 Dick Weaver 1962-63, 64-65
 Bill Farley 1965-66
 Ed Martin 1966-67, 67-68
 Rich Kelley 1972-73, 73-74, 74-75
 Grady Johnson 1983-84, 84-85

54

Clint Waring 1956-57 (white)
 Neal Brockmeyer 1957-58
 Rich Hosley 1960-61
 John Windsor 1961-62
 John Murray 1962-63
 Craig Cordes 1963-64, 64-65
 Rich Baker 1963-64, 65-66, 66-67
 Steve Kuchenbecker 1967-68, 68-69, 69-70
 Bob Buell 1970-71, 71-72
 Dale Peters 1974-75
 Jeff McHugh 1975-76, 76-77, 77-78
 David Nussbaum 1979-80, 80-81, 81-82, 82-83
 Stuart Thomas 1986-87, 87-88

55

Clint Waring 1956-57 (red)
 Mason Byles 1957-58
 Tom Nordland 1958-59
 Tom Dose 1961-62, 62-63, 63-64
 Brock Gowdy 1964-65, 65-66
 Tim Patterson 1972-73, 73-74, 74-75, 75-76
 Scott Howard 1978-79
 Eric Reveno 1984-85, 85-86, 86-87, 88-89
 Jim Morgan 1990-91, 91-92, 92-93, 93-94
 Tim Young 1994-95, 95-96, 96-97, 97-98, 98-99
 Peter Prowitt 2004-05, 05-06, 06-07, 07-08

STANFORD UNIVERSITY



Stanford at a Glance

On October 1, 1891, the 465 new students who were on hand for opening day ceremonies at Leland Stanford Junior University greeted Leland and Jane Stanford enthusiastically, with a chant they had made up and rehearsed only that morning. Wah-hoo! Wah-hoo! L-S-J-U! Stanford! Its wild and spirited tone symbolized the excitement of this bold adventure. As a pioneer faculty member recalled, "Hope was in every heart, and the presiding spirit of freedom prompted us to dare greatly."

For the Stanfords' on that day, the university was the realization of a dream and a fitting tribute to the memory of their only son, who had died of typhoid fever weeks before his sixteenth birthday. Far from the nation's center of culture and unencumbered by tradition or ivy, the new university drew students from all over the country: many from California; some who followed professors hired from other colleges and universities; and some simply seeking adventure in the West. Though there were many difficulties during the first months – housing was inadequate, microscopes and books were late in arriving from the East – the first year foretold greatness. As Jane Stanford wrote in the summer of 1892, "Even our fondest hopes have been realized."

Ideas of "Practical Education"

Governor and Mrs. Stanford had come from families of modest means and had built their way up through a life of hard work. So it was natural that their first thoughts were to establish an institution where young men and women could "grapple successfully with the practicalities of life." As their thoughts matured, these ideas of "practical education" enlarged to the concept of producing cultured and useful citizens who were well-prepared for professional success.

More than 120 years later, the university still enjoys the original 8,180 acres (almost 13 square miles) of grassy fields, eucalyptus groves, and rolling hills that were the Stanfords' generous legacy, as well as the Quadrangle of "long corridors with their stately pillars" at the center of campus. It is still true, as the philosopher William James said during his stint as a visiting professor, that the climate is "so friendly ... that every morning wakes one fresh for new amounts of work."

Current Perspectives

In other ways, the university has changed tremendously on its way to recognition as one of the world's great universities. At the hub of a vital and diverse Bay Area, Stanford is less than an hour's drive south of San Francisco and just a few minutes north of Silicon Valley, an area dotted with computer and high technology firms largely spawned by the university's faculty and graduates. On campus, students and faculty enjoy new libraries, modern laboratories, tremendous sports and recreation facilities, and comfortable residences. Contemporary sculpture, as well as pieces from The Cantor Arts Center's extensive collection of sculpture by Auguste Rodin, is placed throughout the campus, providing unexpected pleasures at many turns. At the Stanford Medical Center, world-renowned for its research, teaching, and patient care, scientists and physicians are searching for answers to fundamental questions about health and disease. Ninety miles down the coast, at Stanford's Hopkins Marine Station on Monterey Bay, scientists are working to better understand the mechanisms of evolution, human development, and ecological systems.

The university is organized into seven schools: Earth Sciences, Education, Engineering, the Graduate School of Business, Humanities and Sciences, Law, and Medicine. In addition, there are more than 30 interdisciplinary centers, programs, and research laboratories – including the Hoover Institution on War, Revolution and Peace; the The Freeman Spogli Institute for International Studies; the SLAC national accelerator laboratory; and the Stanford Center for the Study of Families, Children and Youth – where faculty from a wide range of fields bring different perspectives to bear on issues and problems. Stanford's Overseas Studies Program offers students in all fields remarkable opportunities for study abroad, with campuses in Australia, Beijing, Berlin, Cape Town, Florence, Kyoto, Madrid, Moscow, Oxford, Paris, and Santiago.






Stanford People

By any measure, Stanford's faculty – which numbers just over 1,995 – is one of the most distinguished in the nation. As of fall 2013, the faculty included 22 Nobel Laureates, five Pulitzer Prize winners, 27 MacArthur Fellows, 20 recipients of the National Medal of Science, two National Medley of Technology recipients, 277 members of the National Academy of Arts and Sciences, 158 members of the National Academy of Sciences, 104 National Academy of Engineering members, 32 members of the National Academy of Education, seven Wolf Foundation Prize winners and three Presidential Medal of Freedom winners. Yet beyond their array of honors, what truly distinguishes Stanford faculty is their commitment to sharing knowledge with their students. The great majority of professors teach undergraduates both in introductory lecture classes and in small advanced seminars.

Currently 15,877 students, of which 6,980 are undergraduates, live and study on campus. Above 40 percent come from California, but all 50 states and approximately 83 countries are represented as well. Among undergraduates, approximately 53 percent are African American, Asian American, International, Mexican American, Native American, Native Hawaiian or Other Hispanic in ethnicity. Like the faculty, the Stanford student body is distinguished. Stanford accepts 7 percent of the students who apply, with 89 percent of those



admitted finishing in the top 10 percent of their high school class. The number of Rhodes Scholars at Stanford currently stands at 109, 86 have been selected Marshall Award winners, and 62 have been chosen Truman Scholars. Nearly 90 percent of graduating seniors plan to attend graduate or professional schools. Stanford students also shine in a tremendous array of activities outside the classroom – from student government to music, theater, and journalism. Through the Haas Center for Public Service, students participate in many community service activities, such as tutoring programs for children in nearby East Palo Alto, the Hunger Project, and the Arbor Free Clinic.



Looking Ahead

In her address to the Board of Trustees, in 1904, Jane Stanford said, “. . . Let us not be afraid to outgrow old thoughts and ways, and dare to think on new lines as to the future of the work under our care.”

Her thoughts echo in the words of former Stanford President Gerhard Casper, who has said, “The true university must reinvent itself every day . . . At Stanford, these are days of such reconsideration and fresh support for our fundamental tasks – teaching, learning, and research.”





BERNARD MUIR

**Jaquish & Kenninger Director of Athletics
Brown '90**



Bernard Muir was named Stanford's Jaquish & Kenninger Director of Athletics on July 27, 2012. He was appointed to his position by Provost John Etchemendy.

"Bernard Muir has a national reputation as a superb athletic administrator," said Etchemendy. "He also has a deep personal understanding of what it means to be a scholar-athlete, performing at the very highest levels both academically and athletically. In Bernard Muir, we are confident we have a leader with the integrity, experience and commitment to ensure that Stanford's athletic legacy continues."

Under Muir's guidance in 2012-13, Stanford kept alive two of the most unfathomable streaks in college athletics. Stanford won its 19th consecutive Directors' Cup trophy as the top overall athletic program in the country and extended its streak of having won at least one NCAA team championship annually for the past 37 years, the longest such streak in the nation.

Stanford teams have won 104 NCAA Championships, with 123 total team championships, the most of any school. With seven individual national championships in 2012-13, Stanford extended another lofty number; no other school has won more than the Cardinal's 430 individual national titles.

Stanford added to its impressive sport lineup as well with the addition of sand volleyball. The school now sponsors 36 varsity programs, all of which exceed the NCAA's Academic Progress Rate.

In addition to its 36 varsity sports, the Stanford Department of Athletics, Physical Education and Recreation supports campus-wide recreation, fitness and wellness programs. The university employs over 100 coaches and assistants. Eleven current coaches have led their teams to one or more NCAA titles.

Muir has earned the respect of collegiate athletic administrators nationwide, including Kevin White, director of athletics at Duke University, who is widely regarded as the dean of athletic directors.

"Simply put, Stanford University made a brilliant hire," White said after the hire. "Bernard Muir has already distinguished himself as a truly great leader. Bernard is terribly humble, incomparably intelligent and just drips with

integrity. Moreover, Bernard is empathetic to a fault, inordinately task oriented, both clearly adaptable and situational, and ridiculously passionate about the plight of the student-athlete."

Muir was selected after a nationwide search headed by Robert Simoni, the Donald Kennedy Chair in the Stanford School of Humanities and Sciences and professor of biology, and Jeff Wachtel, senior assistant to the president.

"I could not be more delighted that Bernard will join the Stanford family," said Simoni at the time. "He shares every value we have as an institution and that we expect for our athletic program. He also shares our absolute commitment to integrity and a passion to provide our remarkable students with every opportunity for academic and athletic success. It's a great day for the future of Stanford athletics."

Muir brought nearly 25 years of athletic administrative experience to The Farm from stops at Delaware, Georgetown, Notre Dame, Butler, Auburn and the National Collegiate Athletics Association (NCAA). He directed Delaware's athletic program from 2009 to 2012 and, before that, was director of athletics at Georgetown from 2005 to 2009. As an undergraduate at Brown University, Muir was a four-year letterwinner in basketball.

In February 2012, Muir was named to the NCAA Division I Men's Basketball Committee. The committee oversees all aspects of NCAA collegiate men's basketball at the Division I level and serves as the selection committee for the NCAA Tournament. He also serves as a member of the board of directors of USA Basketball.

At Delaware, Muir is credited with increasing the competitiveness of Blue Hen varsity sports, helping secure NCAA Division I tournament games on campus and enhancing athletic facilities.

Before joining the athletics administration at Georgetown, Muir served as deputy director



of athletics/administration and facilities at the University of Notre Dame from 2004 to 2005. He also served at Notre Dame as senior associate athletic director for student welfare and development from 2003 to 2004 and as associate athletic director for student welfare and development from 2000 to 2003.

Muir worked for the NCAA from 1998 to 2000 as director of operations for the Division I men's national basketball championship and from 1992 to 1998 as assistant director of the Division I men's national basketball championship. He began his career in athletics administration as an athletic administrative assistant at Butler University in 1990, and subsequently held positions with Auburn University and Streetball Partners International of Dallas.

In 2007, Muir was named to Street & Smith's SportsBusiness Journal's "Top 40 Under 40."

Muir earned a bachelor's degree in organizational behavior and management from Brown University in 1990 and a master's degree in sports administration from Ohio University in 1992.

Muir and his wife, Liz, have two daughters, Libby and Millie.

Principles That Guide Us

Department of Athletics, Physical Education and Recreation

Mission Statement

From its founding in 1891, Stanford University's leaders have believed that physical activity is valuable for its own sake and that vigorous exercise is complementary to the educational purposes of the university. Within this context for human development, it is the mission of Stanford's Department of Athletics, Physical Education and Recreation to offer a wide range of high quality programs which will encourage and facilitate all participants to realize opportunities for championship athletic participation, physical fitness, health and well being.

We Will Teach

- By encouraging our student-athletes to capture all the joy, power and extraordinary personal growth that comes to those who compete and support athletic excellence.
- By hiring and retaining the best coaches and staff members available and arming them with the tools to achieve at the highest level.
- By fostering and nurturing a coaching, physical education and recreation staff that is committed to teaching with integrity & ambition and that performs in a manner which is consistent with the academic priorities of Stanford University.
- By recognizing the need to work as a team while valuing each individual's unique characteristics and abilities.
- By committing ourselves to the personal development and well being of our student-athletes and staff. Those who participate at all levels will learn the benefits of teamwork, discipline, goal setting, physical fitness, healthy lifestyles, character development, self confidence, sportsmanship and an appreciation for lifelong learning.

We Will Lead

- By being the model of success, of universal opportunity, and of unwavering commitment to the ideal of the scholar-athlete.
- By operating with integrity as we follow the spirit and the letter of each rule. Integrity will be displayed in our policies, performances and programs.
- By continuing our long history of conference and national prominence through a commitment to cutting-edge involvement in athletic issues.

We Will Win

- By maximizing our effort in every competition, on every team and in every setting where skill, determination and hard work combine to achieve singularly successful results.

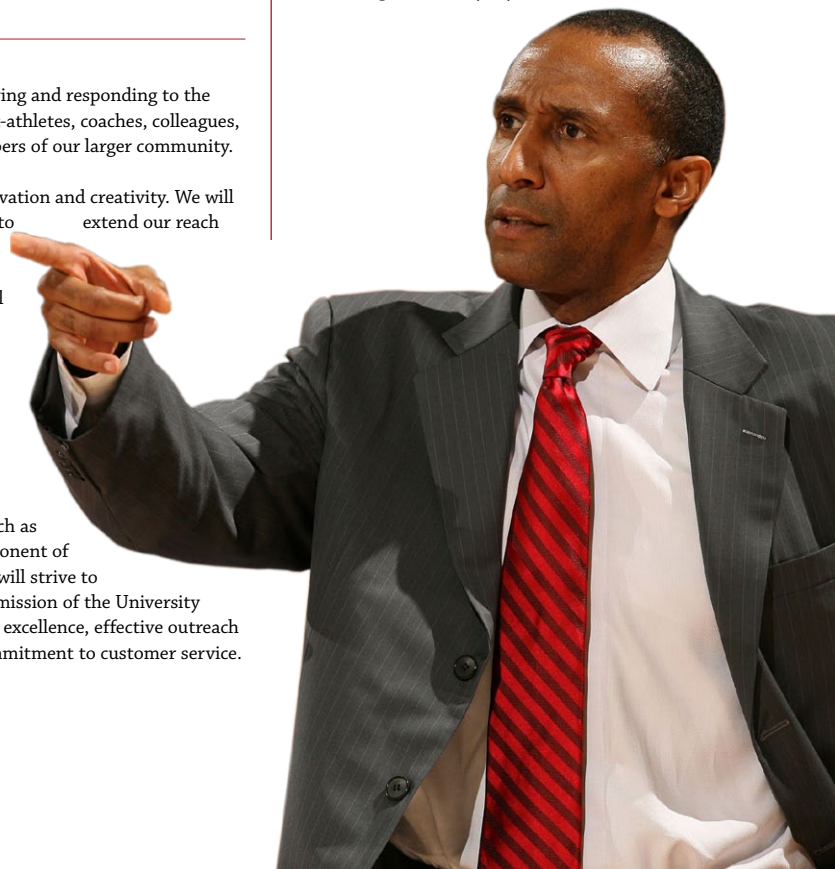


- By having an uncompromising commitment to conference and national championships and by providing each student-athlete with the tools necessary to be successful at the highest levels of both academic and athletic performance.
- By creating a commitment to a university-wide wellness culture that will allow Stanford students, faculty and staff to maximize their health and fitness opportunities throughout their lives.

We Will Serve

- By respecting, honoring and responding to the needs of our student-athletes, coaches, colleagues, advocates and members of our larger community.
- By encouraging innovation and creativity. We will harness technology to extend our reach and to interface with our various internal and external constituencies.
- Through fiscal responsibility in all elements of departmental operations.
- By advancing outreach as a fundamental component of the department, we will strive to enhance the overall mission of the University through competitive excellence, effective outreach and an on-going commitment to customer service.

- By utilizing the department resources and physical facilities to serve the campus community, our alumni and our supporters throughout the world.
- By valuing our heritage, and in doing so we commit ourselves to championship caliber athletic achievement and the ongoing enhancement of the traditions of Stanford Athletics, including leadership, individual and team achievement & intense pride and loyalty.



Stanford's National Titles

NCAA championships are commonplace at Stanford University, as Cardinal teams have won national titles at an unprecedented rate, including a national-best 89 since 1980 and 66 since 1990. Stanford has won at least one NCAA championship for 37 consecutive years and has won four national titles in a single season nine times.

Nine different Stanford teams have won at least five national titles, including men's tennis (18), women's tennis (18), men's water polo (11), women's swimming and diving (9), men's swimming and diving (8), men's golf (8), women's volleyball (6), synchronized swimming (7) and women's cross country (5). A total of 22 Stanford teams have won at least one national championship.

Stanford teams have won a total of 123 national championships. In NCAA competition, Cardinal teams have won 104 team titles, including 61 men's championships and an NCAA-best 43 women's titles.



Women's lightweight rowing maintained its national mastery with its fourth straight national championship in June.

Titles By Sport

* *ALAW* + *Helms* ^ *ICYRA* † *Rissman* • *Unofficial title*
U.S. Collegiate Note: NCAA titles unless otherwise noted

Baseball (2)

- 1987 Mark Marquess
- 1988 Mark Marquess

Men's Basketball (3)

- 1937+ John W. Bunn
- 1938+ John W. Bunn
- 1942 Everett Dean

Women's Basketball (2)

- 1990 Tara VanDerveer
- 1992 Tara VanDerveer

Men's Cross Country (4)

- 1996 Vin Lananna
- 1997 Vin Lananna
- 2002 Vin Lananna
- 2003 Andy Gerard

Women's Cross Country (5)

- 1996 Vin Lananna
- 2003 Dena Evans
- 2005 Peter Tegen
- 2006 Peter Tegen
- 2007 Peter Tegen

Football (1)

- 1926! Glenn "Pop" Warner

Men's Golf (8)

- 1938 Eddie Twigg
- 1939 Eddie Twigg
- 1941 Eddie Twigg
- 1942 Eddie Twigg
- 1946 Eddie Twigg
- 1953 Bud Finger
- 1994 Wally Goodwin
- 2007 Conrad Ray

Men's Gymnastics (5)

- 1992 Sadao Hamada
- 1993 Sadao Hamada
- 1995 Sadao Hamada
- 2009 Thom Glielmi
- 2011 Thom Glielmi

Women's Rowing (1)

- 2009 Yasmin Farooq

Women's Lightweight Rowing (4)

- 2010..... Al Acosta (IRA)
- 2011 Al Acosta (IRA)
- 2012 Al Acosta (IRA)
- 2013 Al Acosta (IRA)

Co-ed Sailing (1)

- 1997^ Steve Bourdow

Women's Soccer (1)

- 2011 Paul Ratcliffe

Men's Swimming & Diving (8)

- 1967 Jim Gaughran
- 1985 Skip Kenney
- 1986 Skip Kenney
- 1987 Skip Kenney

Stanford Championship Facts

| | |
|-----------------------------------|-----|
| National Championships..... | 123 |
| NCAA Championships..... | 104 |
| Men's..... | 61 |
| Women's..... | 43 |
| Other National Championships..... | 19 |

- 1992 Skip Kenney
- 1993 Skip Kenney
- 1994 Skip Kenney
- 1998 Skip Kenney

Synchronized Swimming (7)

- 1998# Vickey Weir
- 1999# Gail Emory
- 2005# Heather Olson
- 2006# Heather Olson
- 2007# Heather Olson
- 2008# Heather Olson
- 2013# Sara Lowe

Women's Swimming & Diving (9)

- 1980* Claudia Kolb Thomas
- 1983 George Haines
- 1989 Richard Quick
- 1992 Richard Quick
- 1993 Richard Quick
- 1994 Richard Quick
- 1995 Richard Quick
- 1996 Richard Quick
- 1998 Richard Quick

Men's Tennis (18)

- 1942• John Lamb
- 1973 Dick Gould
- 1974 Dick Gould
- 1977 Dick Gould
- 1978 Dick Gould
- 1980 Dick Gould
- 1981 Dick Gould
- 1983 Dick Gould
- 1986 Dick Gould
- 1988 Dick Gould
- 1989 Dick Gould
- 1990 Dick Gould
- 1992 Dick Gould
- 1995 Dick Gould
- 1996 Dick Gould
- 1997 Dick Gould
- 1998 Dick Gould
- 2000 Dick Gould

Women's Tennis (18)

- 1978* Anne Gould
- 1982 Frank Brennan

- 1984 Frank Brennan
- 1986 Frank Brennan
- 1987 Frank Brennan
- 1988 Frank Brennan
- 1989 Frank Brennan
- 1990 Frank Brennan
- 1991 Frank Brennan
- 1997 Frank Brennan
- 1999 Frank Brennan
- 2001 Lele Forood
- 2002 Lele Forood
- 2004 Lele Forood
- 2005 Lele Forood
- 2006 Lele Forood
- 2010 Lele Forood
- 2013 Lele Forood

Men's Track & Field (4)

- 1925 Dink Templeton
- 1928 Dink Templeton
- 1934 Dink Templeton
- 2000 Vin Lananna

Men's Volleyball (2)

- 1997 Ruben Nieves
- 2010 John Kosty

Women's Volleyball (6)

- 1992 Don Shaw
- 1994 Don Shaw
- 1996 Don Shaw
- 1997 Don Shaw
- 2001 John Dunning
- 2004 John Dunning

Men's Water Polo (11)

- 1963• Jim Gaughran
- 1976 Art Lambert
- 1978 Dante Dettamanti
- 1980 Dante Dettamanti
- 1981 Dante Dettamanti
- 1985 Dante Dettamanti
- 1986 Dante Dettamanti
- 1994 Dante Dettamanti
- 1995 Dante Dettamanti
- 2001 Dante Dettamanti
- 2002 John Vargas

Women's Water Polo (3)

- 2002 John Tanner
- 2011 John Tanner
- 2012 John Tanner



The women's tennis team captured its 17th NCAA championship last spring.



Synchronized swimming claimed its seventh national title, and first since 2008, last year.

Titles By Year

| | | | |
|---|--|--|---|
| 1924-25 1 Men's Track and Field | 1980-81 2 Men's Tennis Men's Water Polo | 1994-95 5 Men's Gymnastics Women's Swimming Men's Tennis Women's Volleyball Men's Water Polo | 2006-07 3 Women's Cross Country Synchronized Swimming (U.S. Collegiate) Men's Golf |
| 1926-27 1 Football (Rissman) | 1981-82 2 Women's Tennis Men's Water Polo | 1995-96 2 Women's Swimming Men's Tennis | 2007-08 2 Women's Cross Country Synchronized Swimming (U.S. Collegiate) |
| 1927-28 1 Men's Track and Field | 1982-83 2 Women's Swimming Men's Tennis | 1996-97 7 Men's Cross Country Women's Cross Country Coed Sailing (ICYRA) Men's Tennis Women's Tennis Men's Volleyball Women's Volleyball | 2008-09 2 Men's Gymnastics Women's Rowing |
| 1933-34 1 Men's Track and Field | 1983-84 1 Women's Tennis | 1997-98 6 Men's Cross Country Men's Swimming Women's Swimming Synchronized Swimming (U.S. Collegiate) Men's Tennis Women's Volleyball | 2009-10 3 Men's Volleyball Women's Tennis Women's Lightweight Rowing (IRA) |
| 1936-37 1 Men's Basketball (Helms) | 1984-85 1 Men's Swimming | 1998-99 2 Synchronized Swimming (U.S. Collegiate) Women's Tennis | 2010-11 3 Men's Gymnastics Women's Water Polo Women's Lightweight Rowing (IRA) |
| 1937-38 2 Men's Basketball (Helms) Men's Golf | 1985-86 4 Men's Swimming Men's Tennis Women's Tennis Men's Water Polo | 1999-2000 2 Men's Tennis Men's Track & Field | 2011-12 3 Women's Soccer Women's Water Polo Women's Lightweight Rowing (IRA) |
| 1938-39 1 Men's Golf | 1986-87 4 Baseball Men's Swimming Women's Tennis Men's Water Polo | 2000-01 1 Women's Tennis | 2012-13 3 Women's Lightweight Rowing (IRA) Synchronized Swimming (U.S. Collegiate) Women's Tennis |
| 1940-41 1 Men's Golf | 1987-88 3 Baseball Men's Tennis Women's Tennis | 2001-02 4 Women's Tennis Women's Volleyball Men's Water Polo Women's Water Polo | |
| 1941-42 3 Men's Basketball Men's Golf Men's Tennis (Unofficial) | 1988-89 3 Women's Swimming Men's Tennis Men's Tennis | 2002-03 2 Men's Water Polo Men's Cross Country | |
| 1945-46 1 Men's Golf | 1989-90 3 Women's Basketball Women's Tennis Men's Tennis | 2003-04 3 Men's Cross Country Women's Cross Country Women's Tennis | |
| 1952-53 1 Men's Golf | 1990-91 1 Women's Tennis | 2004-05 3 Women's Volleyball Synchronized Swimming (U.S. Collegiate) Women's Tennis | |
| 1963-64 1 Men's Water Polo (Unofficial) | 1991-92 5 Women's Basketball Men's Gymnastics Men's Swimming Women's Swimming Men's Tennis | 2005-06 3 Women's Cross Country Synchronized Swimming (U.S. Collegiate) Women's Tennis | |
| 1966-67 1 Men's Swimming | 1992-93 4 Men's Gymnastics Men's Swimming Women's Swimming Women's Volleyball | | |
| 1972-73 1 Men's Tennis | 1993-94 4 Men's Golf Men's Swimming Women's Swimming Men's Water Polo | | |
| 1973-74 1 Men's Tennis | | | |
| 1976-77 2 Men's Tennis Men's Water Polo | | | |
| 1977-78 2 Men's Tennis Women's Tennis (AIAW) | | | |
| 1978-79 1 Men's Water Polo | | | |
| 1979-80 1 Women's Swimming (AIAW) Men's Tennis | | | |

Nicole Gibbs claimed a second straight NCAA Women's tennis singles' championship days after helping the Cardinal to its 18th team title.



Kori Carter capped an impressive junior season with a record-setting time of 53.21 in the 400-meter hurdles to capture the NCAA title.

