

Won-Loss History

Year	Overall	Home	Away	Neutral	STAN Pts.	OPP Pts.	Head Coach
1913-14	7-5	4-3	3-2	0-0	231	243	H.W. Maloney
1914-15	4-5	4-5	0-0	0-0	297	295	H.W. Maloney
1915-16	2-9	1-6	0-2	1-1	275	362	E.C. "Squire" Behrens
1916-17	8-8	3-5	4-3	1-0	488	426	Russell Wilson
1917-18	11-4	10-1	0-3	1-0	470	360	Russell Wilson
1918-19	9-3	6-1	2-2	1-0	470	257	M.C. (Bob) Evans
1919-20	12-3	6-3	5-0	1-0	427	316	M.C. (Bob) Evans
1920-21	15-3	11-0	3-3	1-0	575	398	Walter Powell
1921-22	8-7	6-4	2-2	0-1	318	328	C.E. Van Gent
1922-23	12-4	10-2	2-2	0-0	343	281	Andy Kerr
1923-24	10-5	9-3	1-2	0-0	383	270	Andy Kerr
1924-25	10-3	10-1	0-2	0-0	260	197	Andy Kerr
1925-26	10-6	7-5	2-1	1-0	370	297	Andy Kerr
1926-27	9-9	7-4	2-5	0-0	472	416	E.P. (Husky) Hunt
1927-28	8-13	4-6	4-4	0-3	513	543	E.P. (Husky) Hunt
1928-29	13-6	8-3	4-1	1-2	534	492	E.P. (Husky) Hunt
1929-30	10-9	7-5	3-2	0-2	592	575	E.P. (Husky) Hunt
1930-31	8-9	7-5	0-3	1-1	508	500	John W. Bunn
1931-32	6-14	5-9	0-4	1-1	482	582	John W. Bunn
1932-33	9-18	4-6	5-12	0-0	756	876	John W. Bunn
1933-34	8-12	4-7	4-4	0-1	579	671	John W. Bunn
1934-35	10-17	6-2	4-15	0-0	893	970	John W. Bunn
1935-36	21-8	11-2	3-4	7-2	1,287	1,070	John W. Bunn
1936-37	25-2	10-1	12-1	3-0	1,328	914	John W. Bunn
1937-38	21-3	10-1	9-1	2-1	1,261	958	John W. Bunn
1938-39	16-9	14-7	2-2	0-0	1,018	937	Everett S. Dean
1939-40	14-9	8-2	5-5	1-2	1,036	871	Everett S. Dean
1940-41	21-5	13-0	4-4	4-1	1,207	1,027	Everett S. Dean
1941-42	28-4	13-3	8-0	7-1	1,299	1,044	Everett S. Dean
1942-43	10-11	8-5	1-4	1-2	934	929	Everett S. Dean
1943-44	no team - WWII						
1944-45	no team - WWII						
1945-46	6-18	6-9	0-8	0-1	804	1,061	Everett S. Dean
1946-47	15-16	12-4	3-12	0-0	1,523	1,508	Everett S. Dean
1947-48	15-11	8-5	2-5	5-1	1,252	1,178	Everett S. Dean
1948-49	19-9	10-3	2-4	7-2	1,562	1,456	Everett S. Dean
1949-50	11-14	5-7	3-6	3-1	1,428	1,447	Everett S. Dean
1950-51	12-14	7-3	3-9	2-2	1,608	1,663	Everett S. Dean
1951-52	19-9	14-3	1-5	4-1	2,015	1,929	Robert W. Burnett
1952-53	6-17	5-8	1-9	0-0	1,496	1,691	Robert W. Burnett
1953-54	13-10	9-4	4-5	0-1	1,616	1,567	Robert W. Burnett
1954-55	16-8	8-1	7-7	1-0	1,675	1,625	Howard Dallmar
1955-56	18-6	12-2	5-4	1-0	1,577	1,472	Howard Dallmar
1956-57	11-15	6-6	4-7	1-2	1,642	1,666	Howard Dallmar
1957-58	12-13	8-4	4-8	0-1	1,489	1,512	Howard Dallmar
1958-59	15-9	11-0	3-8	1-1	1,450	1,415	Howard Dallmar
1959-60	11-14	6-6	4-6	1-2	1,395	1,376	Howard Dallmar
1960-61	7-17	4-8	2-8	1-1	1,330	1,420	Howard Dallmar
1961-62	16-6	13-0	3-6	0-0	1,434	1,313	Howard Dallmar
1962-63	16-9	10-5	6-4	0-0	1,608	1,472	Howard Dallmar
1963-64	15-10	9-3	5-7	1-0	1,607	1,587	Howard Dallmar
1964-65	15-8	9-2	6-6	0-0	1,622	1,500	Howard Dallmar
1965-66	13-12	7-3	4-8	2-1	1,757	1,759	Howard Dallmar
1966-67	15-11	9-4	4-6	2-1	1,847	1,883	Howard Dallmar
1967-68	10-15	7-4	2-9	1-2	1,897	1,977	Howard Dallmar
1968-69	8-17	5-5	3-10	0-2	1,742	1,789	Howard Dallmar
1969-70	5-20	4-9	1-10	0-1	1,890	2,043	Howard Dallmar
1970-71	6-20	5-9	0-9	1-2	1,900	2,099	Howard Dallmar
1971-72	10-15	7-5	1-10	2-0	1,895	1,974	Howard Dallmar
1972-73	14-11	9-3	4-7	1-1	1,719	1,660	Howard Dallmar
1973-74	11-14	6-5	4-7	1-2	1,683	1,605	Howard Dallmar
1974-75	12-14	7-4	4-10	1-0	1,883	1,849	Howard Dallmar
1975-76	11-16	7-7	4-7	0-2	1,988	2,074	Dick DiBiase
1976-77	11-16	9-5	2-11	0-0	2,044	2,161	Dick DiBiase
1977-78	13-14	7-7	5-6	1-1	1,965	2,049	Dick DiBiase



1978-79	12-15	10-4	1-10	1-1	1,909	1,980	Dick DiBiase
1979-80	7-19	5-8	2-10	0-1	1,757	1,933	Dick DiBiase
1980-81	9-18	8-7	1-11	0-0	1,814	1,986	Dick DiBiase
1981-82	7-20	6-11	1-9	0-0	1,807	1,966	Dick DiBiase
1982-83	14-14	12-5	2-9	0-0	2,121	2,043	Tom Davis
1983-84	19-12	13-5	6-7	0-0	2,311	2,118	Tom Davis
1984-85	11-17	9-7	1-9	1-1	1,894	1,898	Tom Davis
1985-86	14-16	8-7	6-6	0-3	2,224	2,108	Tom Davis
1986-87	15-13	11-2	2-8	2-3	2,002	2,003	Mike Montgomery
1987-88	21-12	12-4	6-5	3-3	2,577	2,401	Mike Montgomery
1988-89	26-7	13-0	8-4	5-3	2,519	2,144	Mike Montgomery
1989-90	18-12	11-3	5-7	2-2	2,032	1,910	Mike Montgomery
1990-91	20-13	13-4	4-8	3-1	2,539	2,369	Mike Montgomery
1991-92	18-11	12-3	5-7	1-1	2,195	1,971	Mike Montgomery
1992-93	7-23	7-9	0-12	0-2	1,989	2,115	Mike Montgomery
1993-94	17-11	11-4	5-7	1-0	2,091	2,003	Mike Montgomery
1994-95	20-9	14-2	5-6	1-1	2,290	2,120	Mike Montgomery
1995-96	21-8	12-1	6-5	3-2	2,181	1,934	Mike Montgomery
1996-97	22-8	12-0	6-6	4-2	2,427	2,017	Mike Montgomery
1997-98	30-5	11-2	10-2	9-1	2,807	2,390	Mike Montgomery
1998-99	26-7	13-2	10-2	3-3	2,425	2,006	Mike Montgomery
1999-00	27-4	12-2	9-1	6-1	2,447	1,850	Mike Montgomery
2000-01	31-3	12-2	11-0	8-1	2,829	2,226	Mike Montgomery
2001-02	20-10	10-3	7-3	3-4	2,420	2,180	Mike Montgomery
2002-03	24-9	14-3	7-3	3-3	2,393	2,230	Mike Montgomery
2003-04	30-2	14-0	10-1	6-1	2,356	1,936	Mike Montgomery
2004-05	18-13	10-2	5-6	3-5	2,173	2,134	Trent Johnson
2005-06	16-14	11-3	4-9	1-2	1,992	1,960	Trent Johnson
2006-07	18-13	12-5	5-6	1-2	2,156	2,081	Trent Johnson
2007-08	28-8	16-1	8-5	4-2	2,553	2,216	Trent Johnson
2008-09	20-14	14-4	5-9	1-1	2,488	2,332	Johnny Dawkins
2009-10	14-18	10-6	2-10	2-2	2,212	2,237	Johnny Dawkins
2010-11	15-16	11-5	3-8	1-3	2,058	2,020	Johnny Dawkins
2011-12	26-11	17-3	5-6	4-2	2,657	2,337	Johnny Dawkins
2012-13	19-15	12-5	5-7	2-3	2,397	2,260	Johnny Dawkins

Totals 1,422-1,071 885-394 378-563 159-114 153,066 145,706

Milestone Victories

Win	Score/Opponent	Season
1	22-20 vs. St. Ignatius	1913-14
100	15-13 vs. Santa Clara	1924-25
500	73-60 vs. Oregon	1955-56
1000	68-52 vs. San Jose State	1994-95
1200	84-57 vs. UC Irvine	2002-03

Coaching Records

Seasons	Coach	Years	W	L	Pct.
1913-15	H.W. Maloney	2	11	10	.524
1916	E.C. "Squire" Behrens	1	2	9	.182
1917-18	Russell Wilson	2	19	12	.612
1919-20	M.C. (Bob) Evans	2	21	6	.778
1921	Walter Powell	1	15	3	.833
1922	C.E. Van Gent	1	8	7	.533
1923-26	Andy Kerr	4	42	18	.700
1927-30	E.P. (Husky) Hunt	4	40	37	.519
1931-38	John W. Bunn	8	108	83	.565
1939-51	Everett S. Dean	11	167	120	.582
1952-54	Robert W. Burnett	3	38	36	.513
1955-75	Howard Dallmar	21	256	264	.492
1976-82	Dick DiBiasi	7	70	118	.372
1982-86	Tom Davis	4	58	59	.496
1987-04	Mike Montgomery	18	393	167	.701
2005-08	Trent Johnson	4	80	48	.625
2009-	Johnny Dawkins	5	94	74	.560
Totals		98	1,422	1,071	.571

Howard Dallmar

Johnny Dawkins

NCAA Championships

Year	Coach	Overall Record	League Record
1941-42	Everett S. Dean	28-4	11-1 (PCC South)

NIT Championships

Year	Coach	Overall Record	League Record
1990-91	Mike Montgomery	20-13	8-10 (Pac-10)
2011-12	Johnny Dawkins	26-11	10-8 (Pac-12)

30-Win Seasons

Year	Coach	Overall Record	League Record
1997-98	Mike Montgomery	30-5	15-3 (Pac-10)
2000-01	Mike Montgomery	31-3	16-2 (Pac-10)
2003-04	Mike Montgomery	30-2	17-1 (Pac-10)

20-Win Seasons

Year	Coach	Overall Record	League Record
1935-36	John W. Bunn	21-8	7-5 (PCC South)
1936-37	John W. Bunn	25-2	10-2 (PCC South)
1937-38	John W. Bunn	21-3	10-2 (PCC South)
1940-41	Everett S. Dean	21-5	10-2 (PCC South)
1941-42	Everett S. Dean	28-4	11-1 (PCC South)
1987-88	Mike Montgomery	21-12	11-7 (Pac-10)
1988-89	Mike Montgomery	26-7	15-3 (Pac-10)
1990-91	Mike Montgomery	20-13	8-10 (Pac-10)
1994-95	Mike Montgomery	20-9	10-8 (Pac-10)
1995-96	Mike Montgomery	21-8	12-6 (Pac-10)
1996-97	Mike Montgomery	22-8	12-6 (Pac-10)
1997-98	Mike Montgomery	30-5	15-3 (Pac-10)
1998-99	Mike Montgomery	26-7	15-3 (Pac-10)
1999-00	Mike Montgomery	27-4	15-3 (Pac-10)
2000-01	Mike Montgomery	31-3	16-2 (Pac-10)
2001-02	Mike Montgomery	20-10	12-6 (Pac-10)
2002-03	Mike Montgomery	24-9	14-4 (Pac-10)
2003-04	Mike Montgomery	30-2	17-1 (Pac-10)
2007-08	Trent Johnson	28-8	13-5 (Pac-10)
2008-09	Johnny Dawkins	20-14	6-12 (Pac-10)
2011-12	Johnny Dawkins	26-11	10-8 (Pac-12)

Mike Montgomery

Everett S. Dean



Record at Maples

Year	Home Record	Conference Home Record
1968-69	5-5	3-4
1969-70	4-9	2-5
1970-71	5-9	2-5
1971-72	7-5	4-3
1972-73	9-3	4-3
1973-74	6-5	3-4
1974-75	7-4	4-3
1975-76	7-7	2-5
1976-77	9-5	3-4
1977-78	7-7	1-6
1978-79	10-4	5-4
1979-80	5-8	3-6
1980-81	8-7	4-5
1981-82	6-11	1-8
1982-83	12-5	5-4
1983-84	13-5	5-4
1984-85	9-7	2-7
1985-86	8-7	4-5
1986-87	11-2	7-2
1987-88	12-4	7-2
1988-89	13-0	9-0
1989-90	11-3	6-3
1990-91	13-4	6-3
1991-92	12-3	6-3
1992-93	7-9	2-7
1993-94	11-4	6-3
1994-95	14-2	7-2
1995-96	12-1	8-1
1996-97	12-0	9-0
1997-98	11-2	7-2
1998-99	13-2	8-1
1999-00	12-2	7-2
2000-01	12-2	7-2
2001-02	10-3	6-3
2002-03	14-3	8-1
2003-04	14-0	9-0
2004-05	10-2	7-2
2005-06	11-3	7-2
2006-07	12-5	7-2
2007-08	16-1	8-1
2008-09	14-4	5-4
2009-10	10-6	5-4
2011-12	17-3	7-2
2012-13	12-5	5-4
Totals	464-193 (.706)	237-148 (.616)

Record vs. Opponents At Maples Pavilion

Air Force	5-1	Hawai'i	2-0	Rider	1-0
Alaska Anchorage	2-0	Hawaii Hilo	1-0	Sacramento State	4-0
Alcorn State	1-0	Hawaii Pacific	1-0	Sacred Heart	1-0
American	2-0	Houston	1-1	St. John's	0-1
Arizona	16-19	Howard	1-0	Saint Mary's	6-1
Arizona State	22-12	Illinois State	1-0	St. Peter's	1-0
Arkansas-Pine Bluff	1-0	James Madison	1-0	San Diego	3-1
Arkansas State	0-1	Lafayette	2-0	San Diego State	1-0
Belmont	1-1	LaSalle	1-0	San Francisco	5-2
Bemidji State	1-0	Lehigh	2-0	San Francisco State	1-0
Bethune-Cookman	1-0	Long Beach State	2-0	San Jose State	9-1
Boise State	1-0	Louisiana Tech	1-0	Santa Clara	6-6
Boston University	1-0	Loyola (Md.)	1-0	Seattle	4-0
Brown	2-0	Loyola Marymount	2-0	Seattle Pacific	2-0
Butler	0-1	LSU	1-0	Seton Hall	1-1
BYU	1-1	Marquette	0-1	Siena	1-0
California	31-14	McNeese State	1-0	SMU	1-0
Cal Poly	5-1	Miami	1-0	Sonoma State	1-0
Cal Poly Pomona	3-0	Minnesota	0-1	Southern Utah	3-0
Cal State Bakersfield	2-0	Missouri-Kansas City	1-0	Stephen F. Austin	1-0
Cal State Dominguez Hills	1-0	Missouri State	1-0	Stetson	1-0
Cal State Fullerton	1-0	Montana	1-1	Temple	2-0
Cal State Northridge	4-0	Montana State	1-0	Texas Tech	1-0
Central Arkansas	1-0	Navy	1-0	UAB	1-0
Chico State	0-1	NC State	1-0	UC Davis	8-0
Cleveland State	1-0	New Hampshire	1-0	UC Irvine	3-1
Colgate	2-0	New Mexico	1-0	UCLA	18-27
Colorado	3-1	Nevada	3-1	UC Riverside	5-0
Colorado State	5-0	North Carolina	0-1	UC San Diego	3-0
Columbia	2-0	North Carolina A&T	1-0	UC Santa Barbara	2-1
Connecticut	0-1	Northern Arizona	1-0	UNLV	1-0
Cornell	2-0	Northwestern	2-0	USC	30-15
Dartmouth	2-0	Northwestern State	1-0	USIU	2-0
Davidson	1-0	Notre Dame	0-1	Utah	3-1
Denver	3-0	Ohio	0-1	Utah State	0-1
Eastern Montana	1-0	Oklahoma State	0-1	Valparaiso	1-0
Elon	1-0	Oral Roberts	0-1	Villanova	0-1
Florida	2-0	Oregon	29-16	Virginia	4-0
Florida A&M	1-0	Oregon State	28-17	Washington	31-13
Florida International	1-0	Pacific	3-0	Washington State	29-15
Fordham	1-0	Penn	0-1	Western Michigan	1-0
Fresno State	2-0	Portland	0-1	Western Washington	1-0
Furman	1-0	Portland State	2-0	William & Mary	1-0
George Washington	1-1	Princeton	0-1	Wisconsin	2-0
Georgia Tech	1-0	Puget Sound	1-0	Wisconsin-Superior	1-0
Gonzaga	0-2	Rhode Island	1-0	Wyoming	1-1
Hartford	1-0	Rice	4-0	Xavier	1-0
Harvard	7-0	Richmond	0-2	Yale	5-0

Stanford's record against non-league opponents at Maples Pavilion is 228-45 (.835)



Year-By-Year Results



H.W. MALONEY

1913-14

Record: 7-5

(H: 4-3, A: 3-2, N: 0-0)

Date	Opponent	W-L	Score
D-3	St. Ignatius	W	22-20
	St. Ignatius	W	37-14
	Saint Mary's	L	30-34
	Nevada	W	25-24
	California	L	12-32
	California	L	15-37
	Pacific	W	46-27
	at Long Beach YMCA	W	23-18
	at Whittier	L	21-37
	at Huntington Beach HS	W	-
	at Orange AC	W	-
	at Los Angeles AC	L	-

1914-15

Record: 4-5

(H: 4-5, A: 0-0, N: 0-0)

Date	Opponent	W-L	Score
	California	L	28-38
	California	L	22-31
	Davis	W	36-31
	Olympic Club	L	21-45
	Pacific	W	36-34
	Pacific	W	58-18
	Nevada	L	29-44
	Santa Clara	L	21-42
	Whittier	W	46-12



E.C. "SQUIRE" BEHRENS

1915-16

Record: 2-9

(H: 1-6, A: 0-2, N: 1-1)

Date	Opponent	W-L	Score
J-29	Pacific (1)	W	47-22
F-1	Washington	L	19-35
	St. Ignatius	W	31-18
	Santa Clara	L	19-26
	Santa Clara	L	20-38
	Oregon Athletic Club	L	10-28
	Nevada (2)	L	23-42
	California	L	28-32
	at Saint Mary's	L	23-45
	at California	L	26-46
	Pacific	L	29-30

(1) at San Jose, CA
(2) at Santa Clara, CA



RUSSELL WILSON

1916-17

Record: 8-8

PCC: 0-6 (5th)

(H: 3-5, A: 4-3, N: 1-0)

Date	Opponent	W-L	Score
	at L.A. Athletic Club	W	37-18
	at USC	W	43-28
	at Whittier	W	46-12
	at Long Beach YMCA	W	62-27
	at Orange AC	L	16-56
	Pacific (1)	W	44-20
	at Santa Clara	L	30-41
	USC	W	34-10
F-5	Washington State	L	18-36
F-6	Washington State	L	15-23
	at California	L	14-20
	California	L	20-29
	Saint Mary's	W	46-34
	Nevada	W	33-30
	Oregon Athletic Club	L	17-23
	Oregon Athletic Club	L	13-19

(1) at San Jose, CA

1917-18

Record: 11-4

Cal-Nevada: (3rd)

(H: 10-1, A: 0-3, N: 1-0)

Date	Opponent	W-L	Score
	8th Infantry	W	30-26
	Oakland YMCA	W	31-26
	8th Infantry	W	37-24
	at Oakland YMCA	L	25-33
	Pacific	W	47-19
	San Jose YMCA	W	58-26
	COK 6th Infantry	W	42-14
	Base Hospital 47	W	26-22
	Davis Farm	W	18-9
	St. Ignatius	W	35-19
	at Saint Mary's	L	28-51
	Nevada	W	30-20
F-14	California	W	22-18
	at California	L	24-27
	California	L	17-26



M.C. (BOB) EVANS

1918-19

Record: 9-3

PCC: 0-2 (6th)

(H: 6-1, A: 2-2, N: 1-0)

Date	Opponent	W-L	Score
	Santa Clara	W	45-7
	SF YMI	W	50-16
	Mare Island	W	32-25
	at San Jose YMCA	W	36-31
	Davis Farm	W	55-5
	Santa Clara	W	53-22
	Saint Mary's	W	44-20
	Pacific (1)	W	37-11

	at California	L	26-29
	at Nevada	W	40-24
	at St. Ignatius	L	27-33
	California	L	25-34

(1) at San Jose, CA

1919-20

Record: 12-3

PCC: 8-1 (1st)

(H: 6-3, A: 5-0, N: 1-0)

Date	Opponent	W-L	Score
	St. Ignatius	W	45-35
	Santa Clara (1)	W	31-26
	Davis Farm	W	38-21
	Nevada	L	19-25
	Olympic Club	L	29-37
J-30	Washington State	W	30-29
J-31	Washington State	L	24-25
F-17	Oregon	W	39-22
F-18	Oregon	W	36-31
	California	W	27-20
	at California	W	33-24
	at Oregon AC	W	41-26
	at Oregon AC	W	34-15
F-24	at Oregon	W	47-15
F-25	at Oregon	W	29-18

(1) at San Jose, CA



WALTER POWELL

1920-21

Record: 15-3

PCC: 8-3 (1st)

(H: 11-0, A: 3-3, N: 1-0)

Date	Opponent	W-L	Score
	Olympic Club	W	42-34
	Santa Clara	W	28-13
	Saint Mary's	W	53-9
	Pacific	W	30-18
	Olympic Club	W	39-34
	Oregon AC	W	32-19
	Oregon AC	W	33-25
	USC	W	34-14
	at St. Ignatius	W	31-18
F-7	Washington	W	25-14
F-8	Washington	W	30-22
	at California	L	24-30
F-15	at Washington State	W	42-37
F-16	at Washington State	W	36-20
F-18	at Washington	L	25-28
F-19	at Washington	L	16-17
	California	W	30-25
	California (1)	W	25-21

(1) at Oakland, CA



C.E. VAN GENT

1921-22

Record: 8-7

PCC: 4-6 (5th)

(H: 6-4, A: 2-2, N: 0-1)

Date	Opponent	W-L	Score
J-11	Santa Clara	W	23-22
J-14	Pacific	W	30-21
	Olympic Club	W	25-21
	St. Ignatius	L	24-31
J-24	at Oregon	W	32-29

J-25	at Oregon	W	23-21
	at Oregon AC	L	24-37
	at Oregon AC	L	14-25
	California	L	14-24
F-7	Washington State	L	16-21
F-8	Washington State	L	13-15
	Saint Mary's	W	26-13
F-17	Oregon	W	17-12
F-18	Oregon	W	20-9
	California (1)	L	17-27

(1) at Oakland, CA



ANDY KERR

1922-23

Record: 12-4

PCC (South): 5-3 (1st)

(H: 10-2, A: 2-2, N: 0-0)

Date	Opponent	W-L	Score
	1921 Varsity	L	19-23
	Pacific	W	18-9
	Olympic Club	W	18-14
	St. Ignatius	W	25-19
	Nevada	W	18-12
	Nevada	W	17-10
	Santa Clara	W	22-16
	Saint Mary's	W	35-13
	USC	W	29-14
	USC	W	23-12
	at USC	W	17-12
	at USC	W	24-21
	at California	L	23-26
	California	W	18-17
	at California	L	20-30
	California	L	17-33

1923-24

Record: 10-5

PCC (South): 3-5 (3rd)

(H: 9-3, A: 1-2, N: 0-0)

Date	Opponent	W-L	Score
	San Jose YMCA	W	21-13
	Ellery Arms	W	26-13
	Pacific	W	38-9
	Olympic Club	W	31-11
	Santa Clara	W	27-16
	USC	L	17-20
	USC	W	25-19
	Nevada	W	28-13
	Nevada	W	30-10
	California	W	18-17
	at USC	L	20-24
	at USC	W	31-26
	at California	L	25-26
	California	L	23-27
	at California	L	23-26

1924-25

Record: 10-3

PCC (South): 1-3 (2nd)

(H: 10-1, A: 0-2, N: 0-0)

Date	Opponent	W-L	Score
	San Jose Teachers	W	16-13
	Santa Clara	W	15-13
	at Pomona	W	21-13
	UCLA	W	23-17
	Nevada	W	18-12
	Nevada	W	26-23
	Davis Farm	W	31-7
	Olympic Club	W	21-18
	UCLA	W	26-10
	California	L	13-17
	at California	L	18-22
	California	W	16-15
	at California	L	16-17

1925-26

Record: 10-6

PCC (South): 3-2 (2nd)
(H: 7-5, A: 2-1, N: 1-0)

Date	Opponent	W-L	Score
	San Jose Teachers	W	13-5
	San Jose Alumni Club	W	17-13
	San Jose Alumni Club	W	26-7
	Ambers Club (1)	W	35-20
	UCLA	L	15-28
	Pomona	W	45-13
	Santa Clara	W	31-7
	Olympic Club	L	11-34
	USC	W	25-11
	California	L	17-18
	at USC	W	24-21
	UCLA	W	32-29
	at USC	W	30-22
	Nevada	L	17-24
	Nevada	L	16-21
	at California	L	16-24

(1) at Stockton, CA



E.P. (HUSKY) HUNT

1926-27

Record: 9-9

PCC (South): 3-2 (2nd)
(H: 7-4, A: 2-5, N: 0-0)

Date	Opponent	W-L	Score
	at Hollywood AC	L	28-34
	at Van Nuys AC	W	32-19
	at Alhambra AC	L	23-24
	at Pacific Coast Club	L	31-32
	UCLA	L	17-21
	Saint Mary's	W	32-18
	Pacific	W	23-15
	Santa Clara	W	32-17
	Olympic Club	L	29-30
	at USC	W	28-27
	at UCLA	L	21-23
	Nevada	W	26-17
	Nevada	W	27-10
	USC	W	24-19
	USC	W	35-26
	Fresno State	L	21-23
	at California	L	24-32
	California	L	19-29

1927-28

Record: 8-13

PCC (South): 1-8 (4th)
(H: 4-6, A: 4-4, N: 0-3)

Date	Opponent	W-L	Score
	at San Jose Golds	W	28-22
	at San Jose State	W	23-13
	YMI (at Kezar)	W	27-26
	at LA Athletic Club	L	14-26
	at Hollywood AC	L	14-30
	at San Bernardino JC	W	28-19
	Pacific	L	18-29
	Fresno State	W	25-20
	* UCLA	L	22-29
	* UCLA	L	22-28
	Santa Clara	L	20-21
	* at UCLA	W	34-27
	Waseda	W	52-12
	St. Ignatius	W	30-24
	Olympic Club	L	27-42
F-13	* at USC	L	23-24
F-14	* at USC	L	25-29
	* California (at Kezar)	L	25-31
	* California (at Kezar)	L	12-29
	* California (at Kezar)	L	17-28
F-29	* USC	L	27-34

1928-29

Record: 13-6

PCC (South): 6-3 (2nd)
(H: 8-3, A: 4-1, N: 1-2)

Date	Opponent	W-L	Score
	San Jose Teachers	W	27-18
	San Jose Teachers	L	23-24
	YMI (at Kezar)	W	37-31
	at Nevada	L	22-26
	at Nevada	W	23-16
	Pacific	W	34-31
	Saint Mary's	W	35-33
	* UCLA	W	34-20
	Santa Clara	W	28-27
J-19	* at USC	W	33-26
	Olympic Club	W	32-27
	* California (at Oakland)	L	23-41
	* at UCLA	W	34-26
	* at UCLA	W	32-24
	St. Ignatius	L	23-30
	* California	L	17-19
F-15	* USC	W	31-21
F-16	* USC	W	28-25
	* California (at Oakland)	L	18-27

1929-30

Record: 10-9

PCC (South): 2-7 (4th)
(H: 7-5, A: 3-2, N: 0-2)

Date	Opponent	W-L	Score
	YMI (at Kezar)	L	26-38
	at Nevada	W	26-15
	at Nevada	W	33-24
	Oregon State	L	24-29
	Saint Mary's	W	31-23
	San Jose State	W	49-14
	Pacific	W	55-23
	* at UCLA	L	30-63
J-17	* at USC	W	35-23
J-18	* at USC	L	18-36
	* California	L	30-36
	Olympic Club	W	34-30
	* UCLA	W	40-37
	* UCLA	L	15-20
	St. Ignatius	W	34-24
F-8	* USC	L	24-30
	Santa Clara	W	32-31
	* California (at Oakland)	L	31-38
	* California	L	25-41



JOHN W. BUNN

1930-31

Record: 8-9

PCC (South): 3-6 (4th)
(H: 7-5, A: 0-3, N: 1-1)

Date	Opponent	W-L	Score
	San Jose State	W	27-22
	YMI	L	20-26
	Saint Mary's	W	45-24
	San Francisco	L	24-27
	Montana	W	34-33
	* at UCLA	L	23-32
	* at UCLA	L	26-28
J-16	* USC	L	24-27
J-17	* USC	W	28-21
	* California (at Oakland)	W	37-32
	Olympic Club	L	35-36
	* UCLA	W	29-28
	Pacific	W	44-27
F-7	* at USC	L	22-33
	Santa Clara	W	24-21
	* California	L	34-37
	* California (at Oakland)	L	32-46

1931-32

Record: 6-14

PCC (South): 2-9 (4th)
(H: 5-9, A: 0-4, N: 1-1)

Date	Opponent	W-L	Score
	San Jose State	W	25-21
	Saint Mary's	L	24-38
	Olympic Club	L	25-42
	Olympic Club	L	22-28
	Pittsburgh	L	11-22
	Oregon State	W	45-26
	San Francisco (2nd team)	L	15-23
	San Francisco (at Kezar)	W	27-26
	Santa Clara	W	30-26
	* UCLA	W	25-22
	* UCLA	W	31-26
J-15	* USC	L	28-35
J-16	* USC	L	24-28
	* California	L	19-25
	* at UCLA	L	31-35
	* at UCLA	L	18-28
F-5	* at USC	L	29-37
F-6	* at USC	L	19-32
	* California (at Oakland)	L	16-33
	* California	L	18-29

1932-33

Record: 9-18

PCC (South): 3-8 (3rd)
(H: 4-6, A: 5-12, N: 0-0)

Date	Opponent	W-L	Score
	at Nevada	L	24-25
	at Utah	L	30-38
	at Utah	W	41-37
	at Colorado State	L	24-32
	at Colorado	W	25-21
	at Colorado	L	24-29
	at Kansas	L	20-38
	at Kansas	L	17-38
	at Kansas	L	28-34
	at Nebraska	W	21-17
	at Wyoming	L	24-41
	San Francisco	L	25-30
	Saint Mary's	W	22-18
J-13	* at USC	L	25-30
J-14	* at USC	L	36-38
	Olympic Club	L	35-37
	* at California	L	22-37
	* UCLA	L	36-44
	* UCLA	W	41-38
	Santa Clara	W	27-25
	* California	L	18-28
F-11	* USC	L	18-34
F-12	* USC	L	28-36
	Meiji Univ. of Japan	W	41-17
	* at UCLA	W	40-38
	* at UCLA	W	41-35
	* at California	L	23-41

1933-34

Record: 8-12

PCC (South): 5-7 (3rd)
(H: 4-7, A: 4-4, N: 0-1)

Date	Opponent	W-L	Score
	at San Jose State	W	35-28
	at Pacific	L	21-22
	Saint Mary's	W	34-32
	Utah Aggie College	L	35-46
	Utah (at SF)	L	24-48
	* at UCLA	W	45-26
	* at UCLA	L	31-32
	Santa Clara	L	26-36
	* California	L	34-43
	Olympic Club	L	23-45
J-26	* at USC	L	24-36
J-27	* at USC	W	35-31
	San Francisco	W	24-18
	* at California	L	25-42
	* UCLA	W	31-28
	* UCLA	W	39-34

F-16	* USC	L	22-28
F-17	* USC	L	22-33
	* at California	W	34-20
	* California	L	15-43

1934-35

Record: 10-17

PCC (South): 4-8 (T3rd)
(H: 6-2, A: 4-15, N: 0-0)

Date	Opponent	W-L	Score
	at San Jose State	L	25-28
	at Utah	L	37-46
	at Utah	W	58-38
	at Kansas City Oilers	L	25-44
	at Notre Dame	L	19-29
	at Michigan State	L	18-25
	at Marquette	L	26-39
	at Iowa	L	28-38
	at Nebraska	W	35-30
	at Creighton	W	33-29
	at Creighton	L	26-31
J-11	* USC	L	30-40
J-12	* USC	W	38-36
	* at California	L	31-45
	Saint Mary's	W	41-30
	at Olympic Club	L	34-50
	* at UCLA	L	27-34
	* at UCLA	L	32-38
	* California	L	31-37
	Santa Clara	W	33-28
	at San Francisco	W	48-33
F-8	* at USC	L	40-55
F-9	* at USC	L	29-39
	* California	W	38-34
	* UCLA	W	33-28
	* UCLA	W	35-16
	* at California	L	43-50

1935-36

Record: 21-8

PCC (South): 7-5 (T1st)
(H: 11-2, A: 3-4, N: 7-2)

Date	Opponent	W-L	Score
	Pacific	W	71-20
	Utah State (at SF)	W	73-34
	Santa Clara (at SF)	W	46-23
	Olympic Club	W	37-25
D-27	at Washington	L	28-32
D-28	at Washington	L	38-49
	at San Jose State	W	53-29
	Utah (at SF)	W	74-46
	Nebraska (at SF)	W	42-39
	* UCLA	W	44-30
	* UCLA	L	37-44
	* California	L	35-39
J-24	* USC	W	32-25
J-25	* USC	W	51-47
	* at California	L	35-39
	Saint Mary's	W	59-27
	* at UCLA	W	45-32
	* at UCLA	W	39-35
	* at California	L	30-63
	SF State Teachers	W	38-25
	San Francisco	W	45-36
F-15	* USC (1)	L	36-45
F-20	* USC (1)	W	46-42
	* California	W	40-26
	USC	W	39-36
M-13	Washington (at SF)	W	60-39
M-14	Washington	W	48-38
	Oregon State (2)	L	23-33
	USC (2)	W	43-42

(1) at Los Angeles, CA

(2) Olympic Trails Regional at Seattle, WA

1936-37

Record: 25-2

PCC (South): 10-2 (1st)
(H: 10-1, A: 12-1, N: 3-0)

Date	Opponent	W-L	Score
	California Aggies	W	41-16
	Olympic Club	W	60-49
	at San Jose State	W	31-24

Warrensburg St. Teachers (1)	W	51-31
Temple	W	45-38
D-30 Long Island (2)	W	45-31
at Canisius	W	39-29
at Western Reserve	W	67-27
at Hamline Univ.	W	58-26
at Montana State	W	8-28
* UCLA	W	63-40
* UCLA	W	69-36
* at California	W	51-35
Saint Mary's	W	50-23
* at USC	L	39-42
* at USC	W	61-49
* California	W	50-37
San Francisco (SF Civic)	W	51-34
* at UCLA	W	42-40
* at UCLA	W	67-38
* at California	W	36-32
Santa Clara	W	54-25
* USC	W	39-34
* USC	W	47-38
* California	L	31-44
M-26 at Washington State	W	31-28
M-27 at Washington State	W	41-40
(1) at Kansas City, MO		
(2) at New York, N.Y.		

1937-38

Record: 21-3

PCC (South): 10-2 (1st)
(H: 10-1, A: 9-1, N: 2-1)

Date	Opponent	W-L	Score
	Olympic Club	W	60-51
	at San Jose State	W	45-38
D-20	at Arizona	W	44-28
	at City College of NY	W	45-42
	at Long Island	W	49-35
	Temple (1)	L	31-35
J-1	Duquesne (2)	W	92-27
J-14	* USC	W	64-54
J-15	* USC	L	48-49
	* at California	L	44-47
	Saint Mary's	W	43-32
	* at UCLA	W	69-33
	* at UCLA	W	56-29
	* California	W	62-33
	San Francisco	W	51-30
F-11	* at USC	W	36-30
F-12	* at USC	W	48-35
	* California	W	41-39
	Santa Clara	W	56-55
	* UCLA	W	53-51
	* UCLA	W	50-33
	* at California	W	63-42
M-11	Oregon (SF Civic)	W	52-39
M-12	Oregon	W	59-51
	(1) at Philadelphia, PA		
	(2) at Cleveland, OH		



EVERETT S. DEAN

1938-39

Record: 16-9

PCC (South): 6-6 (3rd)
(H: 14-7, A: 2-2, N: 0-0)

Date	Opponent	W-L	Score
	San Francisco	W	38-20
	Fresno State	W	60-32
	Idaho	W	33-28
	Dartmouth	L	47-48
D-31	Oregon	W	50-46
	Nebraska	W	56-47
	Saint Mary's	L	47-51
	Santa Clara	L	34-37
J-13	* USC	W	42-39
J-14	* USC	L	32-45
	* California	L	29-45

San Francisco State	W	39-29	
Mexico	W	48-31	
Olympic Club	W	47-44	
Pacific	W	52-30	
* UCLA	W	56-44	
* UCLA	W	47-21	
* at California	L	25-43	
Cal Aggies	W	30-26	
F-17 * at USC	L	29-35	
F-18 * at USC	L	31-53	
	* at UCLA	W	38-32
	* at UCLA	W	37-33
	* at California	W	39-35
	* California	L	32-43

1939-40

Record: 14-9

PCC: 6-6 (2nd)
(H: 8-2, A: 5-5, N: 1-2)

Date	Opponent	W-L	Score
	San Francisco	W	48-23
	Olympic Club	W	49-36
	at Nebraska	L	47-48
	at Rutgers	W	71-43
	at Baltimore	W	45-43
	at Dartmouth	W	55-29
	Columbia (1)	W	55-31
	at Wisconsin	W	39-26
	* UCLA	W	53-38
	* UCLA	W	40-36
	* California	W	55-32
	Pacific	W	60-36
J-26	* at USC	L	48-51
J-27	* at USC	L	37-53
	Santa Clara (at Kezar)	L	40-42
	Saint Mary's (at Kezar)	L	30-33
	* at California	L	36-38
	* at UCLA	W	51-42
	* at UCLA	L	37-42
F-23	* USC	W	46-45
F-24	* USC	L	32-39
	* at California	W	35-33
	* California	L	27-31

1940-41

Record: 21-5

PCC (South): 10-2 (1st)
(H: 13-0, A: 4-4, N: 4-1)

Date	Opponent	W-L	Score
	Hamline University	W	51-37
	Olympic Club (at SF)	W	52-48
	Indiana (SF Civic)	L	59-60
	Nebraska (SF Civic)	W	57-46
	Utah State	W	64-33
	San Diego State	W	52-39
	Saint Mary's	W	51-35
	Santa Clara (at SF)	W	34-32
	San Francisco	W	45-30
J-17	* USC	W	43-37
J-18	* USC	W	39-34
J-24	* at California	W	35-31
	San Jose State	W	42-40
	Santa Clara	W	44-41
	* at UCLA	W	54-44
	* at UCLA	L	44-45
F-7	* California	W	49-42
	San Francisco (at Kezar)	W	37-35
F-14	* at USC	W	46-38
F-15	* at USC	W	43-36
	* UCLA	W	49-44
	* UCLA	W	56-34
F-28	* at California	L	29-40
M-1	* California	W	49-36
M-14	at Washington State	L	43-46
M-15	at Washington State	L	40-44

(1) at Philadelphia, PA

1941-42

Record: 28-4

PCC (South): 11-1 (1st)
(H: 13-3, A: 8-0, N: 7-1)

Date	Opponent	W-L	Score
	San Jose "B"	W	31-22
	Olympic Club	W	36-25
	San Francisco	W	43-35
	Santa Clara (at SF)	L	21-31
	San Francisco (1)	W	41-31
	Ohio State (1)	W	60-45
J-2	at Arizona (at Phoenix, AZ)	W	56-26
J-3	at Arizona (at Phoenix, AZ)	W	54-33
	Pacific	W	42-32
	Saint Mary's (at SF)	W	36-35
	Santa Clara	W	37-27
	San Jose State	W	57-38
	San Francisco (at SF)	W	33-29
	* California	W	51-35
	* UCLA	W	54-43
	* UCLA	W	49-30
F-6	* USC	W	43-33
F-7	* USC	L	23-27
F-13	* at California	W	38-36
	Athens Club	L	39-43
	* at UCLA	W	42-30
	* at UCLA	W	36-28
F-27	* at USC	W	46-44
F-28	* at USC	W	47-43
M-6	* California	W	59-49
M-7	* at California	W	32-30
	Oregon State (2)	W	41-28
	Oregon State (2)	L	33-42
	Oregon State (2)	W	40-35
	Rice (3)	W	53-47
	Colorado (3)	W	46-35
M-28	Dartmouth (3)	W	53-38
	(1) at Berkeley, CA		
	(2) PCC Playoff at Stanford, CA		
	(3) NCAA Tournament at Kansas City, MO		

1942-43

Record: 10-11

PCC (South): 4-4 (T2nd)
(H: 8-5, A: 1-4, N: 1-2)

Date	Opponent	W-L	Score
	San Jose State	W	55-29
	USN Pre-Flight "B"	L	31-44
	Saint Mary's U.S.		
	Pre-Flight	L	43-54
	Saint Mary's U.S.		
	Pre-Flight	L	39-56
	Santa Clara (at SF)	W	46-44
	Great Lakes Naval Training Station (1)	L	41-57
	at Illinois	L	26-38
J-15	* USC	L	32-41
	* at California	L	32-33
	San Francisco	W	42-29
	* California	W	36-34
	USN Reserve Air Base	W	56-31
	Saint Mary's (at SF)	L	42-45
	San Francisco	L	33-39
	Santa Clara	W	57-44
	U.S. Coast Guard Surf Riders	W	56-55
F-19	* at USC	L	49-67
	* at UCLA	L	57-60
	* at UCLA	W	60-41
	* at California	W	53-45
	* California	W	48-43

(1) at New Orleans, LA

1943-44

no team - WWII

1944-45

no team - WWII

1945-46

Record: 6-18

PCC (South): 0-12 (4th)
(H: 6-9, A: 0-8, N: 0-1)

Date	Opponent	W-L	Score
	U.S. Merchant Marines SF	W	37-28
	Moffett Field	L	46-66
	San Jose State	W	46-31
	at San Jose State	L	21-39
	Utah (1)	L	15-53
	at Nevada	L	30-47
J-4	* at USC	L	49-62
J-5	* at USC	L	32-43
J-11	* California	L	36-47
J-12	* at California	L	28-47
J-18	* UCLA	L	18-35
J-19	* UCLA	L	29-41
	San Mateo Merchant Marines	W	39-36
J-25	* USC	L	36-48
J-26	* USC	L	40-55
	Del Monte Navy Training Sta. W	W	47-40
	Pacific	W	34-32
	San Francisco	L	39-48
F-8	* at UCLA	L	26-39
F-9	* at UCLA	L	20-47
F-15	* at California	L	31-42
F-16	* California	L	37-53
	Santa Clara	L	35-55
	San Francisco	W	33-27

(1) at Reno, NV

1946-47

Record: 15-16

PCC (South): 5-7 (3rd)
(H: 12-4, A: 3-12, N: 0-0)

Date	Opponent	W-L	Score
	SF Athletic Club	W	76-55
	Santa Clara	L	76-107
	San Jose State	W	45-33
	at San Jose State	L	41-49
	at Oakland Bitt.	L	48-60
	Pacific	W	68-38
	Olympic Club	W	52-44
	at Michigan	L	37-45
	at Michigan State	L	45-57
	at Bradley	L	51-56
	at Carleton College	W	54-41
	at Hamline College	L	26-33
	at Kansas	L	47-48
	at Denver	L	47-48
J-10	* at UCLA	W	38-33
J-11	* at UCLA	L	40-48
J-17	* at California	L	46-47
J-18	* California	L	36-48
	Olympic Club	W	45-40
	Fresno State	W	44-34
	San Francisco	W	48-36
	Santa Clara	W	56-39
	Moffett Field	W	56-26
F-7	* at USC	W	55-50
F-8	* at USC	L	48-52
F-14	* USC	W	55-50
F-15	* USC	W	50-48
F-21	* UCLA	L	39-56
F-22	* UCLA	W	68-53
F-28	* California	L	40-46
M-1	* at California	L	46-88

1947-48

Record: 15-11

PCC: 3-9 (T3rd)
(H: 8-5, A: 2-5, N: 5-1)

Date	Opponent	W-L	Score
	Stanford Alumni	W	38-29
	Olympic Club	W	76-40
	at Oakland Jeweler	W	60-53
	San Jose State	W	54-50
	Fresno State	W	45-40
D-26	Oregon State (at SF)	W	53-48
	Nebraska (at SF)	L	47-51
J-2	Oregon (at SF)	W	52-45

Arkansas (at SF)	W	60-53
J-9 * at USC	L	33-39
J-10 * at UCLA	L	47-55
J-16 * California	L	34-40
J-17 * at California	L	46-50
Saint Mary's (at SF)	W	47-45
Santa Clara (at SF)	W	53-41
Pacific	W	45-43
San Francisco	W	46-42
Bradley	L	46-47
F-13 * UCLA	W	55-47
F-14 * USC	L	44-48
F-20 * at UCLA	W	66-47
F-21 * at USC	L	40-41
F-27 * USC	L	34-46
F-28 * UCLA	L	46-48
M-5 * at California	L	38-45
M-6 * California	W	49-45

1948-49

Record: 19-9

PCC (South): 5-7 (3rd)
(H: 10-3, A: 2-4, N: 7-2)

Date	Opponent	W-L	Score
	Stanford Alumni	W	68-31
	Stewart Chevrolet	W	49-48
	Fresno State	W	46-26
	Saint Mary's (at SF)	W	64-59
	Santa Clara (at SF)	W	49-47
	Pacific	W	49-47
	Michigan (at SF)	W	53-51
	Yale (at SF)	W	78-62
D-27	Oregon (1)	W	70-62
D-28	UCLA (1)	W	55-47
D-30	California (1)	L	54-56
J-7	* UCLA	W	61-52
J-8	* USC	L	46-66
J-14	* at California	W	66-65
J-15	* California	W	55-48
	San Francisco	W	65-55
	Santa Clara	W	65-45
	San Jose State	W	50-49
	Pittsburgh (at SF)	W	55-37
	City Col. of NY (at SF)	L	57-67
F-11	* at USC	L	44-45
F-12	* at UCLA	L	48-59
F-18	* USC	L	57-58
F-19	* UCLA	L	46-59
F-25	* at UCLA	L	50-56
F-26	* at USC	L	51-60
M-4	* California	W	56-53
M-5	* at California	W	55-46

(1) PCC Tournament at San Francisco, CA

1949-50

Record: 11-14

PCC (South): 3-9 (4th)
(H: 5-7, A: 3-6, N: 3-1)

Date	Opponent	W-L	Score
	Pacific	W	75-49
	San Jose State	W	43-41
	Stewart Chevrolet	L	62-65
	Olympic Club	W	69-53
D-20	at Oregon	W	70-67
D-20	at Oregon	L	51-58
D-23	at Washington	L	56-62
	Minnesota	L	65-67
	Texas A&M	W	55-49
J-6	* at USC	L	58-73
J-7	* at UCLA	L	55-71
J-13	* California	L	55-60
J-14	* at California	W	50-47
	San Francisco	L	39-54
	Santa Clara	W	66-60
	Olympic Club	W	66-56
	Saint Mary's	W	55-37
F-10	* UCLA	L	45-59
F-11	* USC	L	45-59
F-17	* at UCLA	L	59-69
F-18	* at USC	L	59-62
F-24	* USC	W	60-57
F-25	* UCLA	L	57-62
M-5	* at California	W	58-46
M-6	* California	L	55-64



ROBERT W. BURNETT

1950-51

Record: 12-14

PCC (South): 5-7 (3rd)
(H: 7-3, A: 3-9, N: 2-2)

Starters:

F - Ed Tucker (16.5 ppg)
F - Jack O'Sullivan (9.0 ppg)
C - Jim Ramstead (13.8 ppg)
G - Jim Walsh (12.8 ppg)
G - Bruce Iversen (4.3 ppg)

Date	Opponent	W-L	Score
D-1	Stanford Alumni	W	59-39
D-2	Santa Clara	W	60-43
D-5	San Jose State	W	59-49
D-18	Colorado (1)	W	62-60
D-19	Baylor	W	83-67
D-22	at Michigan	W	77-66
D-26	at New York University	L	67-84
D-28	at Cornell	L	56-59
D-29	at Penn	L	58-59
J-2	at Utah	L	45-53
J-5	* UCLA	L	73-78
J-6	* UCLA	W	74-71
J-12	* at California	L	41-73
J-13	* California	W	64-60
J-19	Santa Clara (1)	L	55-65
J-20	at San Francisco	W	69-61
F-1	Stewart Chevrolet	L	64-80
F-3	Bradley (1)	L	58-61
F-9	* at USC	L	54-65
F-10	* at USC	L	48-72
F-16	* at UCLA	L	45-56
F-17	* at UCLA	L	67-90
F-23	* USC	W	73-71
F-24	* USC	L	65-68
M-2	* California (1)	W	75-57
M-3	* at California	W	57-56

(1) at San Francisco, CA

1951-52

Record: 19-9

PCC (South): 6-6 (T2nd)
(H: 14-3, A: 1-5, N: 4-1)

Starters:

F - Ed Tucker (15.3 ppg)
F - Jim Walsh (11.6 ppg)
C - Jim Ramstead (14.8 ppg)
G - Ron Tomsic (11.5 ppg)
G - Oleg Suzdaleff (6.0 ppg)

Date	Opponent	W-L	Score
	Cal Poly Pomona	W	82-67
	Stanford Alumni	W	77-63
	Pacific	W	86-76
	Saint Mary's	W	74-65
	San Francisco State	W	92-78
	YMI	W	91-77
	at San Francisco	W	52-49
	Loyola Marymount	W	74-57
	Oklahoma (1)	L	71-77
	Iowa State (1)	W	103-102
	Colorado (1)	W	75-69
J-4	* at UCLA	L	63-81
J-5	* at UCLA	L	73-71
J-11	* California	W	81-74
J-12	* at California	L	63-72
J-18	* at USC	L	58-63
J-19	* at USC	L	64-75
	Stewart Chevrolet	L	63-68
	San Jose State	W	71-66
	Phillips 66 Oilers	L	74-78

Saint Mary's	W	67-60
Santa Clara	W	70-64
F-15 * UCLA	L	68-72
F-16 * UCLA	W	77-68
F-22 * USC	W	51-41
F-23 * USC	W	73-65
F-29 * at California	L	52-66
M-1 * California	W	70-65

(1) Big 7 Invitational Tournament at Kansas City, MO

1952-53

Record: 6-17

PCC (South): 2-10 (4th)
(H: 5-8, A: 1-9, N: 0-0)

Starters:

F - George Zaninovich (8.3 ppg, 6.2 rpg)
F - Don Carlson (6.1 ppg, 10.6 rpg)
C - Russ Lawler (7.1 ppg, 6.9 rpg)
G - Ron Tomsic (19.1 ppg, 6.3 rpg)
G - Oleg Suzdaleff (9.1 ppg, 4.0 rpg)

Date	Opponent	W-L	Score
	San Francisco	W	74-73 (OT)
D-5	at Oregon	L	68-73
D-6	at Oregon	L	64-74
	LaSalle	L	80-95
	at San Jose State	L	62-68
	Loyola Marymount	W	67-57
D-29	Oregon State	L	46-58
J-2	* USC	L	58-76
J-3	* USC	L	63-72
J-9	* at California	L	54-68
J-10	* California	W	76-60
J-16	* UCLA	L	66-67
J-17	* UCLA	L	71-74
	at Hawai'i	L	58-70
	Santa Clara	L	71-81
	Saint Mary's	W	66-65
F-7	Bradley	W	87-73
F-13	* at USC	L	56-93
F-14	* at USC	W	76-74
F-20	* at UCLA	L	50-75
F-21	* at UCLA	L	58-66
F-27	* California	L	62-82
F-28	* at California	L	63-97

1953-54

Record: 13-10

PCC (South): 3-9 (4th)
(H: 9-4, A: 4-5, N: 0-1)

Starters:

F - Don DeLong (8.8 ppg, 3.9 rpg)
F - Dave Epperson (5.7 ppg, 4.7 rpg)
C - Russ Lawler (16.3 ppg, 9.4 rpg)
G - George Selleck (13.9 ppg, 3.8 rpg)
G - Oleg Suzdaleff (9.5 ppg, 2.2 rpg)

Date	Opponent	W-L	Score
D-4	at Washington	W	66-51
D-5	at Washington	W	63-61
	Hawai'i	W	82-71
	Loyola Marymount	W	77-64
	Fresno State	W	95-70
	Pacific	W	76-51
D-30	Oregon	W	85-58
	Saint Mary's	W	63-44
J-8	* at USC	W	61-59
J-9	* at USC	L	69-71
J-15	* California	L	68-83
J-16	* at California	L	50-56
	San Jose State	W	60-58
	at San Jose State	W	70-60
	Santa Clara	L	58-69
F-5	* at UCLA	L	73-92
F-6	* at UCLA	L	58-77
F-12	* USC	L	53-57
F-13	* USC	W	72-67
F-19	* UCLA	L	77-92
F-20	* UCLA	L	80-88
F-26	* at California	L	80-98
F-27	* California	W	80-70



HOWARD DALLMAR

1954-55

Record: 16-8

PCC (South): 7-5 (2nd)
(H: 8-1, A: 7-7, N: 1-0)

Starters:

F - Bill Bond (10.4 ppg, 4.9 rpg)
F - Barry Brown (6.7 ppg, 8.3 rpg)
C - Russ Lawler (14.2 ppg, 10.9 rpg)
G - Ron Tomsic (19.3 ppg, 3.7 rpg)
G - George Selleck (11.3 ppg, 3.8 rpg)

Date	Opponent	W-L	Score
	San Jose State	W	80-69
	Saint Mary's	W	92-71
	Hawai'i	W	85-55
D-21	at Arizona	W	66-56
	at Tulane	L	62-67
	at Seton Hall	W	65-63
	at Vanderbilt	W	72-64
	at Iowa	L	46-73
J-7	* UCLA	W	61-56
J-8	* UCLA	L	75-91
J-14	* at California	W	59-57
J-15	* California	W	75-67
	at Hawai'i (1)	W	71-51
	at Hawai'i (1)	W	58-51
	at USF	L	60-76
	Santa Clara	W	72-67
F-4	* USC	W	92-78
F-5	* USC	W	76-60
F-11	* at UCLA	L	63-85
F-12	* at UCLA	L	59-72
F-18	* at USC	L	63-73
F-19	* at USC	L	56-71
F-25	* California	W	90-84
F-26	* at California	W	77-68

(1) Hawai'i Invitational at Honolulu, HI

1955-56

Record: 18-6

PCC: 10-6 (3rd)
(H: 12-2, A: 5-4, N: 1-0)

Starters:

F - Barry Brown (15.4 ppg, 10.8 rpg)
F - Bill Bond (14.9 ppg, 3.9 rpg)
C - Bill Flanders (5.2 ppg, 3.0 rpg)
G - George Selleck (16.0 ppg, 5.5 rpg)
G - Gary Van Galder (4.6 ppg, 2.2 rpg)

Date	Opponent	W-L	Score
D-2	Washington	W	72-55
D-3	Washington	W	73-68
	Dartmouth	W	56-55
	Santa Clara	W	62-55
	Iowa	W	54-52
	Wisconsin	W	65-53
	Saint Mary's	W	51-50
J-6	* at Washington	L	42-57
J-7	* at Washington	W	58-46
	* Idaho	W	77-60
	* Idaho	W	74-62
J-20	* at Oregon State	L	59-69
J-21	* at Oregon State	W	75-50
J-27	* Oregon	W	74-55
J-28	* Oregon	W	73-60
F-10	* UCLA	L	48-50
F-11	* UCLA	L	72-81
F-17	* at USC	W	78-74
F-18	* at USC	L	58-74
F-24	* at Washington State	W	81-76
F-25	* at Washington State	L	67-69
	San Jose State	W	72-70
M-9	* at California	W	66-63
M-10	* California	W	70-68

1956-57

Record: 11-15

PCC: 7-9 (5th)
(H: 6-6, A: 4-7, N: 1-2)

Starters:

F – Bill Bond (16.4 ppg, 3.6 rpg)
F – Dick Haga (8.4 ppg, 6.5 rpg)
C – Carl Isaacs (10.3 ppg, 5.6 rpg)
G – Paul Neumann (12.4 ppg, 5.1 rpg)
G – Hap Wagner (7.3 ppg, 2.3 rpg)

Date	Opponent	W-L	Score
	at San Jose State	L	55-59
	Saint Mary's	W	65-54
	Rice	W	65-64
	at Tulane	L	53-64
	at Centenary	W	73-67
	at Tennessee	L	47-51
	Valparaiso (1)	W	68-51
	Connecticut (1)	L	56-57
	Western Kentucky (1)	L	66-76
J-4	* Oregon State	L	63-64
J-5	* Oregon State	W	60-58
J-8	* at California	L	45-59
J-18	* Washington	W	70-63
J-19	* Washington	L	64-68
J-25	* California	L	64-67 (OT)
	Santa Clara	L	61-77
F-1	* at Oregon	W	68-52
F-2	* at Oregon	W	65-56
F-8	* Washington State	W	60-51
F-9	* Washington State	W	80-62
F-15	* at UCLA	L	63-86
F-16	* at UCLA	L	61-79
F-22	* USC	L	69-72
F-23	* USC	L	73-86
	* at Idaho	L	57-60
	* at Idaho	W	71-63

(1) Orange Bowl Tournament at Miami, FL

1957-58

Record: 12-13

PCC: 7-9 (6th)
(H: 8-4, A: 4-8, N: 0-1)

Starters:

F – Jerry Thuesen (7.0 ppg, 2.5 rpg)
F – John Arrillaga (12.3 ppg, 4.9 rpg)
C – Dick Haga (10.0 ppg, 8.0 rpg)
G – Paul Neumann (12.3 ppg, 4.4 rpg)
G – Dick Warren (5.3 ppg, 1.4 rpg)

Date	Opponent	W-L	Score
	Pacific	W	77-61
	Saint Mary's	W	64-60
	San Jose State	L	59-66
	Santa Clara	L	45-67
	at San Francisco	W	50-49
	at Utah	L	49-65
	at Denver	W	77-70
	at Colorado	L	58-61
	Arizona State	W	78-71
	* at Idaho	L	58-67
J-4	* at Washington State	L	51-64
J-10	* Washington State	W	58-53
J-11	* Washington	L	54-60
J-17	* at California	L	45-60
J-20	* Oregon State	L	59-68
J-31	* at Washington	L	58-69
F-1	* at Oregon State	W	69-57
F-3	* at Oregon	L	49-61
F-14	* USC	W	57-44
F-17	* California	L	59-67
F-21	* at UCLA	L	43-46
F-22	* at USC	W	69-61
	* Idaho	W	72-62
M-1	* UCLA	W	57-50
M-8	* Oregon	W	74-53

1958-59

Record: 15-9

PCC: 10-6 (T3rd)
(H: 11-0, A: 3-8, N: 1-1)

Starters:

F – John Hendry (4.6 ppg, 5.2 rpg)
F – John Arrillaga (10.1 ppg, 5.1 rpg)
C – Dick Haga (13.6 ppg, 7.1 rpg)
G – Paul Neumann (16.2 ppg, 4.4 rpg)
G – Doug Warren (3.8 ppg, 1.8 rpg)

Date	Opponent	W-L	Score
	San Jose State	W	57-40
	Santa Clara	W	55-49
	Saint Mary's	L	45-63
	at San Francisco	W	53-45
	at Minnesota	L	61-72
	at Illinois	L	62-71
D-26	Arizona	W	74-59
J-2	* at Washington State	W	59-40
	* at Idaho	L	31-36
J-5	* at Oregon State	L	56-68
	* Idaho	W	50-36
J-10	* Washington	W	51-49
J-16	* California	W	56-53
J-17	* at California	L	46-67
	Pacific	W	66-55
J-30	* at Oregon	W	57-49
J-31	* at Washington	L	52-75
F-13	* UCLA	W	69-61
F-14	* Oregon	W	64-56
F-20	* at USC	L	52-71
F-21	* at UCLA	L	51-64
F-27	* Washington State	W	59-58
F-28	* USC	W	85-74
M-6	* Oregon State	W	71-54

1959-60

Record: 11-14

AAWU: 4-7 (4th)
(H: 6-6, A: 4-6, N: 1-2)

Starters:

F – John Windsor (9.9 ppg, 6.5 rpg)
F – John Hendry (7.3 ppg, 5.0 rpg)
C – Neal Brockmeyer (6.0 ppg, 5.5 rpg)
G – John Arrillaga (14.2 ppg, 4.2 rpg)
G – Bub Bowling (8.2 ppg, 2.7 rpg)

Date	Opponent	W-L	Score
	San Francisco	W	55-49 (OT)
	San Jose State	W	69-31
	Saint Mary's	L	51-53
	at Wisconsin	L	60-61
	at Marquette	L	50-63
	West Virginia (1)	L	47-66
	Michigan (1)	W	59-52
	Illinois (1)	L	62-74
J-2	at Oregon	L	55-56 (OT)
J-9	at Oregon State	W	43-38
J-9	* California	L	43-52
J-15	* Washington	W	58-55
J-16	Washington State	W	57-44
J-23	* at Washington	W	54-42
J-25	at Washington State	W	67-58 (OT)
J-29	Oregon State	L	40-45
J-30	Oregon	W	77-61
F-5	* at USC	W	82-71 (2OT)
F-6	* at UCLA	L	54-67
F-12	* UCLA	L	52-58
F-13	* USC	W	66-61
F-19	* at UCLA	L	48-49
F-26	* USC	L	53-59
M-4	* at California	L	42-51
M-5	* California	L	51-70

(1) Los Angeles Tournament at Los Angeles, CA

1960-61

Record: 7-17

AAWU: 3-9 (5th)
(H: 4-8, A: 2-8, N: 1-1)

Starters:

F – John Windsor (13.9 ppg, 8.4 rpg)
F – John Hendry (9.4 ppg, 5.7 rpg)
C – Mike Ledgerwood (4.5 ppg, 6.9 rpg)
G – Bub Bowling (8.1 ppg, 2.7 rpg)
G – Don Clementson (7.2 ppg, 3.8 rpg)

Date	Opponent	W-L	Score
	Saint Mary's	W	41-48
	Utah	W	59-56
	at San Francisco	L	31-37 (OT)
	Santa Clara	L	53-54
D-21	Washington State	L	50-51
	Indiana (1)	L	50-58
D-30	Michigan State (1)	W	81-80 (2OT)
	California	L	36-40
	Fordham	W	59-44
J-10	* at California	W	53-52
J-13	at Oregon	W	67-60
J-14	at Oregon	L	58-61
J-20	* Washington	W	61-58 (OT)
J-21	* Washington	L	49-51
F-3	* at Washington	L	47-71
F-4	at Washington State	L	63-83
F-10	* USC	L	57-63
F-11	* UCLA	W	79-65
F-17	* California	L	50-52
F-18	* at California	L	61-64
F-25	* UCLA	L	56-70
M-4	* at USC	W	61-79
M-10	* at UCLA	L	55-69
M-11	* at USC	L	53-54

(1) Los Angeles Classic at Los Angeles, CA

1961-62

Record: 16-6

AAWU: 8-4 (2nd)
(H: 13-0, A: 3-6, N: 0-0)

Starters:

F – John Windsor (11.4 ppg, 10.1 rpg)
F – Hollis Moore (6.4 ppg, 5.3 rpg)
C – Tom Dose (17.0 ppg, 11.5 rpg)
G – Darrell Sutherland (11.2 ppg, 3.1 rpg)
G – Don Clementson (7.9 ppg, 3.3 rpg)

Date	Opponent	W-L	Score
D-2	San Francisco	W	73-56
D-4	Saint Mary's	W	71-67
D-16	at Oregon State	L	57-68
D-18	at Oregon State	L	49-55
D-22	Saint Louis	W	71-61
D-23	Nebraska	W	72-59
J-5	Oregon	W	79-54
J-6	Oregon	W	70-49
J-12	* California	W	74-42
J-20	* Washington	W	64-59
J-22	Washington State	W	67-51
J-26	* at Washington	L	61-73
J-27	* at Washington	L	49-65
J-30	at Santa Clara	W	45-41
F-9	* at USC	W	67-56
F-10	* at UCLA	L	64-82
F-16	* at California	W	64-51
F-17	* California	W	59-54
F-24	* at UCLA	L	65-75
M-3	* USC	W	63-62
M-9	* UCLA	W	82-67
M-10	* USC	W	68-66

1962-63

Record: 16-9

AAWU: 7-5 (T1st)
(H: 10-5, A: 6-4, N: 0-0)

Starters:

F – Clayton Raaka (5.1 ppg, 8.0 rpg)
F – Hollis Moore (6.1 ppg, 5.8 rpg)
C – Tom Dose (20.8 ppg, 10.8 rpg)
G – Don Clementson (12.4 ppg, 3.0 rpg)
G – Darrell Sutherland (6.6 ppg, 1.9 rpg)

Date	Opponent	W-L	Score
D-1	Saint Mary's	W	81-72
D-3	Utah	W	81-50
D-15	at San Francisco	W	44-43
D-17	at Oregon	W	63-44
D-18	at Oregon	W	54-51
D-21	Wyoming	W	81-62
D-22	Texas	W	72-46
D-26	Northwestern (1)	L	61-62
D-27	USC (1)	L	57-65
D-29	Washington (1)	W	63-62 (2OT)
J-8	* at California	W	70-68 (2OT)
J-11	Oregon State	L	58-65
J-12	Oregon State	W	96-69
J-18	* Washington	W	57-48
J-19	* Washington	W	58-49
F-1	* at Washington	L	48-49
F-8	* USC	L	57-61
F-9	* UCLA	W	86-78
F-15	* California	L	60-61
F-16	* at California	W	68-58
F-22	* UCLA	W	73-69 (OT)
M-1	* at USC	W	60-58
M-8	* at UCLA	L	54-64
M-9	* at USC	L	61-67 (OT)
M-12	at UCLA	L	45-51

(1) Los Angeles Basketball Classic at Los Angeles, CA

1963-64

Record: 15-10

AAWU: 9-6 (2nd)
(H: 9-3, A: 5-7, N: 1-0)

Starters:

F – Bob Bedell (11.8 ppg, 7.6 rpg)
F – Clayton Raaka (8.2 ppg, 10.6 rpg)
C – Tom Dose (20.0 ppg, 9.0 rpg)
G – Kent Hinckley (11.6 ppg, 3.9 rpg)
G – Hollis Moore (8.9 ppg, 3.3 rpg)

Date	Opponent	W-L	Score
D-2	Oregon	W	59-51
D-3	Oregon	W	83-65
D-20	San Jose State	W	56-50
D-21	Saint Mary's	W	72-37
D-23	Kansas	W	69-64 (OT)
D-28	at SMU	W	80-70
D-30	at Arizona State	L	60-61
J-3	* USC	L	74-75 (OT)
J-4	* USC	W	62-46
J-10	* Washington	W	75-62
J-11	* Washington	W	64-46
J-17	* at UCLA	L	71-84
J-18	* at UCLA	L	61-80
J-24	at Oregon State	L	57-65
J-25	at Oregon State	L	57-65
J-27	at Utah	L	81-87
F-7	* at Washington State	W	80-69
F-8	* at Washington State	W	84-48
F-14	* at California	W	69-57
F-15	* California	L	52-59
F-22	* UCLA	L	88-100
F-24	* at USC	W	64-63
F-29	* at Washington	L	67-69
M-2	* Washington State	W	81-55
M-6	* California	W	61-59 (OT)

1964-65

Record: 15-8

AAWU: 9-5 (2nd)

(H: 9-2, A: 6-6, N: 0-0)

Starters:

F – Bob Bedell (16.2 ppg, 7.0 rpg)
 F – Clayton Raaka (8.7 ppg, 7.0 rpg)
 C – Ray Kosanke (12.1 ppg, 7.9 rpg)
 G – Kent Hinckley (13.8 ppg, 3.3 rpg)
 G – Gary Loveridge (6.5 ppg, 3.1 rpg)

Date	Opponent	W-L	Score
D-1	Santa Clara	W	69-60
D-3	at San Jose State	W	61-59
D-5	at San Francisco	L	50-77
D-19	at Oregon State (1)	L	60-61
D-22	at Oregon	W	74-56
D-26	Tulane	W	93-65
D-28	Wyoming	W	88-75
J-8	* Washington State	W	73-46
J-9	* Washington	W	80-68
J-15	* at USC	L	59-74
J-16	* at UCLA	L	66-80
J-28	UC Santa Barbara	W	87-57
J-30	at UC Santa Barbara	W	84-85 (OT)
F-5	* at Oregon	W	77-75
F-6	* at Oregon State	W	51-48
F-12	* Oregon State	L	45-47
F-13	* Oregon	W	73-62
F-19	* at Washington	W	65-56
F-20	* at Washington State	L	58-59
F-26	* UCLA	L	67-83
F-27	* USC	W	87-71
M-5	* at California	W	86-79
M-6	* California	W	72-59

(1) at Portland, OR

1965-66

Record: 13-12

AAWU: 8-6 (3rd)

(H: 7-3, A: 4-8, N: 2-1)

Starters:

F – Bob Bedell (16.8 ppg, 9.1 rpg)
 F – Jack Gilbert (6.1 ppg, 3.8 rpg)
 C – Ray Kosanke (14.0 ppg, 9.0 rpg)
 G – Arthur Harris (16.0 ppg, 5.1 rpg)
 G – Gary Petersmeyer (5.2 ppg, 2.5 rpg)

Date	Opponent	W-L	Score
D-1	at Santa Clara	W	76-73
D-4	San Francisco	W	81-78 (OT)
D-6	San Jose State	L	57-58
D-18	at Kansas State	L	65-73
D-20	at Nebraska	L	67-71
D-23	LSU	W	91-69
D-28	Washington State (1)	W	88-77
D-30	Utah State (1)	W	93-79
D-30	Oregon State (1)	L	46-62
J-7	* at Washington	W	83-78 (OT)
J-10	* at Washington State	L	58-61
J-14	* USC	W	73-64
J-15	* UCLA	W	73-69
J-28	at Arizona	L	54-94
J-29	at Arizona State	L	71-82
F-4	* Oregon	W	81-64
F-5	* Oregon State	L	54-56
F-11	* at Oregon	L	57-66
F-12	* at Oregon State	L	57-63
F-18	* Washington	W	75-73
F-19	* Washington State	W	80-61
F-25	* at USC	W	82-71
F-26	* at UCLA	L	58-70
M-4	* at California	W	63-59
M-5	* California	L	73-88

(1) Portland Far West Classic at Portland, OR

1966-67

Record: 15-11

AAWU: 7-7 (4th)

(H: 9-4, A: 4-6, N: 2-1)

Starters:

F – Arthur Harris (14.9 ppg, 7.5 rpg)
 F – Mal McElwain (8.7 ppg, 5.7 rpg)
 C – Rich Baker (9.1 ppg, 6.7 rpg)
 G – Don Griffin (15.6 ppg, 5.0 rpg)
 G – Gary Petersmeyer (9.8 ppg, 2.7 rpg)

Date	Opponent	W-L	Score
D-1	at San Francisco	W	56-53
D-3	Arizona State	W	87-73
D-17	Utah	L	87-100
D-19	Arizona	W	82-67
D-21	at Illinois	L	67-81
D-23	at Iowa	L	74-77
D-28	DePaul (1)	W	88-75
D-29	Oklahoma State (1)	L	73-88
D-30	Temple (1)	W	53-51
J-6	* Oregon	W	68-65
J-7	* Oregon State	W	58-51
J-13	* at USC	W	67-58
J-14	* at UCLA	L	78-116
J-26	Santa Clara	W	88-73
F-3	Denver	W	66-58
F-4	Air Force	W	80-65
F-11	* at Washington State	L	58-82
F-13	* at Washington	L	73-79
F-17	* Washington	L	82-85
F-18	* Washington State	W	71-70 (OT)
F-24	* at Oregon State	L	51-54
F-25	* at Oregon	W	71-58
M-3	* UCLA	L	47-75
M-4	* USC	W	81-79
M-10	* at California	W	83-67
M-11	* California	L	58-83

(1) Oklahoma City All-American Tournament at Oklahoma City, OK

1967-68

Record: 10-15

Pac-8: 5-9 (15th)


(H: 7-4, A: 2-9, N: 1-2)

Starters:

F – Arthur Harris (20.8 ppg, 8.1 rpg)
 F – Mal McElwain (11.4 ppg, 6.8 rpg)
 C – Steve Kuchenbecker (5.1 ppg, 3.8 rpg)
 G – Don Griffin (12.2 ppg, 4.5 rpg)
 G – Gary Petersmeyer (10.5 ppg, 2.5 rpg)

Date	Opponent	W-L	Score
D-1	Portland	W	83-47
D-4	San Francisco	L	60-66
D-16	at Utah	L	92-101
D-18	at Kansas	L	54-72
D-22	Illinois	W	74-72
D-23	Iowa	W	87-86
D-28	North Carolina (1)	L	78-87
D-29	Oregon (1)	W	68-64
D-30	Princeton (1)	L	66-77
J-5	* at Oregon	W	79-73
J-6	* at Oregon State	L	51-67
J-12	* USC	L	64-90
J-13	* UCLA	L	63-75
F-2	at Denver	W	84-82
F-3	at Air Force	L	53-55
F-9	* Washington State	L	71-87
F-10	* Washington	W	97-75
F-17	* at Washington	L	80-91
F-19	* at Washington State	L	75-87
F-23	* Oregon State	W	70-67
F-24	* Oregon	W	83-75
M-1	* at UCLA	L	61-100
M-2	* at USC	L	60-72
M-8	* at California	L	81-88
M-9	* California	W	64-51

(1) Portland Far West Classic at Portland, OR



Dick Vitale makes friends with the Cardinal fans at Maples Pavilion.

1968-69

Record: 8-17

Pac-8: 4-10 (17th)

(H: 5-5, A: 3-10, N: 0-2)

Starters:

F – Mal McElwain (12.7 ppg, 6.5 rpg)
 F – Mike Michel (7.2 ppg, 5.5 rpg)
 C – Bill Palmer (8.9 ppg, 9.4 rpg)
 G – Don Griffin (20.4 ppg, 5.2 rpg)
 G – Dennis O'Neill (8.0 ppg, 2.0 rpg)

Date	Opponent	W-L	Score
N-30	Northwestern	W	64-58
D-2	Utah	W	79-70
D-14	at Air Force	L	64-65
D-16	at Wyoming	L	73-87
D-20	Cincinnati	L	49-60
D-21	Kansas	L	67-76
D-26	Columbia (1)	L	66-69
D-27	Arizona (1)	L	64-75
J-3	BYU	L	89-95
J-4	BYU	W	94-78
J-10	* Washington	L	59-76
J-11	* Washington State	L	66-71
J-17	* at California	L	65-73
J-24	San Francisco	W	81-48
J-31	* at USC	W	66-56
F-1	* at UCLA	L	61-98
F-7	* at Oregon	L	72-74
F-8	* at Oregon State	L	62-63
F-14	* Oregon State	W	70-61
F-15	* Oregon	W	81-76
F-22	* at Washington State	L	68-69
F-24	* at Washington	L	45-68
F-28	* UCLA	L	60-81
M-1	* USC	L	66-75
M-7	* California	W	83-79

(1) Hawaiian Rainbow Classic at Honolulu, HI

1969-70

Record: 5-20

Pac-8: 2-12 (8th)

(H: 4-9, A: 1-10, N: 0-1)

Starters:

F – Chuck Moore (9.4 ppg, 7.1 rpg)
 F – Fred Green (8.6 ppg, 4.8 rpg)
 C – Bill Palmer (8.2 ppg, 8.4 rpg)
 G – Claude Terry (19.6 ppg, 4.5 rpg)
 G – Dennis O'Neill (16.6 ppg, 2.8 rpg)

Date	Opponent	W-L	Score
D-1	at Utah	L	95-96
D-3	San Jose State	W	84-72
D-5	Santa Clara	L	60-72
D-8	at San Francisco	L	64-73
D-22	St. John's	L	59-63
D-23	UC Santa Barbara	L	62-67
D-29	Georgetown (1)	L	81-101
D-30	Rochester (1)	W	114-76
J-2	at Cincinnati	L	76-80
J-10	* at Washington	L	76-80
J-12	* at Washington State	L	62-72
J-16	* California	W	73-71
J-23	Wyoming	L	74-84
J-24	Air Force	W	90-69
J-30	* USC	L	69-71
J-31	* UCLA	L	84-102
F-6	* Oregon	L	73-87
F-7	* Oregon State	W	71-69
F-13	* at Oregon State	L	59-80
F-14	* at Oregon	L	91-92
F-20	* Washington State	L	62-85
F-21	* Washington	L	71-78
F-27	* at UCLA	L	90-120
F-28	* at USC	L	71-85
M-7	* at California	L	83-100

(1) Kodak Classic at Rochester, NY

1970-71

Record: 6-20

Pac-8: 2-12 (8th)
(H: 5-9, A: 0-9, N: 1-2)

Starters:

F – Bob Buell (6.8 ppg, 5.5 rpg)
F – Pat Stevens (5.8 ppg, 5.4 rpg)
C – Mike Michel (13.0 ppg, 8.1 rpg)
G – Claude Terry (20.9 ppg, 5.2 rpg)
G – Dennis O'Neill (9.3 ppg, 2.5 rpg)

Date	Opponent	W-L	Score
D-1	San Francisco	W	65-61
D-4	at BYU	L	62-70
D-5	at BYU	L	64-85
D-19	Princeton	L	76-81
D-21	Temple	W	73-64
D-23	Villanova	L	76-96
D-28	Ohio State (1)	W	78-74 (OT)
D-29	Oregon State (1)	L	75-82
D-30	Washington State (1)	L	55-65
J-2	Columbia	W	85-76
J-8	* at Oregon	L	72-82
J-9	* at Oregon State	L	70-88
J-15	* UCLA	L	53-58
J-16	* USC	L	51-71
J-23	Utah	L	91-99
J-29	Santa Clara	L	73-81
F-5	* at California	L	74-99
F-6	* California	L	84-100
F-12	* Washington	L	80-81
F-13	* Washington State	W	77-70
F-20	* at Washington State	L	79-89
F-22	* at Washington	L	69-72
F-26	* Oregon State	W	97-85
F-27	* Oregon	L	75-80
M-5	* at USC	L	74-83
M-6	* at UCLA	L	72-107

(1) Portland Far West Classic at Portland, OR

1971-72

Record: 10-15

Pac-8: 5-9 (6th)
(H: 7-5, A: 1-10, N: 2-0)

Starters:

F – David Frost (10.5 ppg, 4.2 rpg)
F – Steve Shupe (8.4 ppg, 7.4 rpg)
C – Mike Mann (11.2 ppg, 7.2 rpg)
G – Claude Terry (21.2 pg, 5.2 rpg)
G – Bob Buell (9.4 ppg, 6.3 rpg)

Date	Opponent	W-L	Score
D-1	Houston	L	67-87
D-3	at San Francisco	L	67-76
D-6	Santa Clara	L	68-79
D-18	San Jose State	W	65-59
D-21	at Princeton	L	85-88
D-22	at Temple	L	64-76
D-27	Bowling Green (1)	W	90-82
D-28	Valparaiso (1)	W	80-66
J-3	Dartmouth	W	102-85
J-7	* Washington State	W	76-54
J-8	* Washington	W	85-80
J-14	* at UCLA	L	79-118
J-15	* at USC	L	63-65
J-22	at Utah	L	68-80
J-29	Air Force	W	92-66
F-4	* California	W	93-86
F-5	* at California	L	70-84
F-11	* Oregon State	L	64-68
F-12	* Oregon	W	82-78
F-18	* at Oregon State	L	62-87
F-19	* at Oregon	W	91-79
F-26	* at Washington	L	78-90
F-28	* at Washington State	L	66-68
M-3	* USC	L	65-71
M-4	* UCLA	L	73-102

(1) Detroit Classic at Detroit, MI

1972-73

Record: 14-11

Pac-8: 7-7 (4th)
(H: 9-3, A: 4-7, N: 1-1)

Starters:

F – Mike Mann (9.1 ppg, 5.7 rpg)
F – David Frost (8.9 ppg, 3.6 rpg)
C – Rich Kelley (17.3 ppg, 13.2 rpg)
G – Melvin Arterberry (6.9 ppg, 3.7 rpg)
G – Bob Buell (6.6 ppg, 3.6 rpg)

Date	Opponent	W-L	Score
D-1	at San Francisco	L	68-83
D-4	Arizona	W	75-68
D-16	San Jose State	W	75-54
D-18	at Denver	L	74-77
D-19	at Colorado State	L	72-77
D-22	Fordham	W	77-54
D-23	Saint Mary's	W	74-65
D-28	Navy (1)	W	67-61
D-29	Virginia Tech (1)	L	71-77
J-6	* at Washington State	L	49-61
J-8	* at Washington	W	76-55
J-12	* UCLA	L	67-82
J-13	* USC	L	67-83
J-20	Utah	W	80-71
J-26	at UC Santa Barbara	W	80-68
F-3	* at California	W	73-68
F-9	* at Oregon	L	56-62
F-10	* at Oregon State	L	68-74
F-16	* Oregon State	W	81-70
F-17	* Oregon	L	69-76
F-23	* Washington	W	76-66
F-24	* Washington State	W	59-44
M-2	* at USC	W	50-47
M-3	* at UCLA	L	45-51
M-9	* California	W	70-66

(1) Kiwanis Old Dominion Classic at Norfolk, VA

1973-74

Record: 11-14

Pac-8: 5-9 (6th)
(H: 6-5, A: 4-7, N: 1-2)

Starters:

F – Ed Schweitzer (12.0 ppg, 7.8 rpg)
F – Tim Patterson (9.3 ppg, 4.8 rpg)
C – Rich Kelley (18.4 ppg, 12.6 rpg)
G – Melvin Arterberry (7.1 ppg, 4.7 rpg)
G – David Frost (13.6 ppg, 4.3 rpg)

Date	Opponent	W-L	Score
N-30	Nevada	L	69-76
D-3	San Francisco	W	63-61 (OT)
D-15	Colorado State	W	56-45
D-17	at Saint Mary's	W	69-63
D-21	Ohio State (1)	W	68-53
D-22	Kentucky (1)	L	77-78
D-27	LaSalle (2)	L	66-77
D-29	Saint Louis (2)	W	79-63
J-4	* Oregon	L	47-48
J-5	* Oregon State	L	53-56
J-11	* at USC	L	57-64
J-12	* at UCLA	L	52-66
J-19	at Utah	L	82-91
J-21	at Air Force	L	58-75
J-25	Denver	W	108-62
F-1	* California	W	71-53
F-8	* Washington	W	88-68
F-9	* Washington State	W	65-51
F-16	* at Washington State	W	72-51
F-18	* at Washington	L	70-84
F-22	* at Oregon State	W	55-53
F-23	* at Oregon	L	71-72
M-1	* USC	L	59-62
M-2	* UCLA	L	60-62
M-8	* at California	L	68-71

(1) Kentucky Classic at Lexington, KY
(2) Holiday Festival at New York, NY

1974-75

Record: 12-14

Pac-8: 6-8 (T5th)
(H: 7-4, A: 4-10, N: 1-0)

Starters:

F – Ed Schweitzer (15.5 ppg, 8.0 rpg)
F – Scott Trobbe (8.0 ppg, 3.0 rpg)
C – Rich Kelley (20.0 ppg, 11.5 rpg)
G – Melvin Arterberry (6.9 ppg, 4.5 rpg)
G – Mark Gilberg (4.3 ppg, 1.6 rpg)

Date	Opponent	W-L	Score
N-30	LSU	W	92-80
D-14	at Nevada	W	90-70
D-16	at Minnesota	L	52-53 (OT)
D-18	at Wisconsin	W	86-67
D-21	Utah State	L	74-77
D-23	Florida	W	80-70
D-27	Illinois (1)	W	89-76
D-28	New Mexico (1)	L	63-78
D-30	at Arizona	L	67-80
J-4	at San Francisco	L	82-87
J-10	* at Oregon	L	83-84
J-11	* at Oregon State	W	71-63
J-17	* UCLA	W	64-60
J-18	* USC	W	67-66
J-24	Air Force	W	69-48
J-27	at Houston	L	68-74
F-1	* at California	L	46-60
F-6	* at Washington State	W	71-58
F-8	* at Washington	L	68-69
F-14	* Washington	L	68-69
F-15	* Washington State	W	92-70
F-21	* Oregon State	L	68-74
F-22	* Oregon	W	71-70
F-28	* at USC	L	77-85
M-1	* at UCLA	L	59-93
M-7	* California	L	73-78

(1) Lobo Invitational at Albuquerque, NM



**DICK
DIBIASO**

1975-76

Record: 11-16

Pac-8: 5-9 (7th)
(H: 7-7, A: 4-7, N: 0-2)

Starters:

F – Ed Schweitzer (15.7 ppg, 11.2 rpg)
F – George Schader (13.7 ppg, 7.0 rpg)
C – Tim Patterson (8.2 ppg, 5.7 rpg)
G – Mike Bratz (12.1 ppg, 3.0 rpg)
G – Wolfe Perry (8.8 ppg, 2.6 rpg)

Date	Opponent	W-L	Score
N-29	Nevada	W	94-70
D-1	at Santa Clara	L	67-70
D-5	San Francisco	L	44-49
D-8	Montana State	W	95-76
D-20	Cal Poly Pomona	W	63-61
D-22	Minnesota	L	84-89
D-23	Saint Mary's	W	87-71
D-27	at LSU	L	85-89
D-29	Wisconsin (1)	L	64-70
D-30	Miami (Ohio) (1)	L	72-90
J-9	* Washington State	L	60-62
J-10	* Washington	L	81-87
J-16	* at UCLA	L	67-68
J-17	* at USC	W	86-75
J-21	UC Davis	W	91-76
J-24	* California	L	85-89 (2OT)
J-30	at Hawai'i	L	53-70
J-31	at Hawai'i	W	66-65
F-5	* at Oregon	L	59-72
F-7	* at Oregon State	W (%)	82-76
F-13	* Oregon State	W (%)	70-66

F-14	* Oregon	L	62-84
F-19	* at Washington	L	59-80
F-21	* at Washington State	L	79-91
F-27	* USC	W	96-83
F-28	* UCLA	L	74-120
M-5	* at California	W	73-65

(1) Milwaukee Classic at Milwaukee, WI
(%) forfeited by Oregon State due to ineligible player

1976-77

Record: 11-16

Pac-8: 3-11 (7th)
(H: 9-5, A: 2-11, N: 0-0)

Starters:

F – Kimberly Belton (12.5 ppg, 8.4 rpg)
F – Jay Carter (8.8 ppg, 5.6 rpg)
C – Jeff McHugh (10.6 ppg, 6.0 rpg)
G – Mike Bratz (19.6 ppg, 3.5 rpg)
G – Wolfe Perry (11.4 ppg, 3.6 rpg)

Date	Opponent	W-L	Score
N-27	Cal Poly	L	61-79
D-1	Santa Clara	W	87-84
D-4	at San Francisco	L	59-73
D-6	at Nevada	W	88-83
D-10	Cal State Northridge	W	86-67
D-11	Wisconsin	W	70-66
D-20	UC Davis	W	95-66
D-23	Saint Mary's	W	87-65
D-27	at Arizona	L	82-90
D-29	at Colorado State	W	83-76
J-6	* at Washington State	L	68-80
J-8	* at Washington	L	77-98
J-13	* USC	W	68-64
J-15	* UCLA	L	86-100
J-19	Hawai'i	W	84-71
J-27	at Air Force	L	62-69
J-29	at Utah State	L	84-103
F-4	* at Oregon	L	48-73
F-5	* at Oregon State	L	61-71
F-10	* Oregon State	L	75-76
F-12	* Oregon	L	65-74
F-18	* Washington	W	74-69
F-19	* Washington State	L	52-69
F-24	* at UCLA	L	83-114
F-26	* at USC	L	84-105
M-3	* California	W	85-66
M-5	* at California	L	91-101

1977-78

Record: 13-14

Pac-8: 3-11 (10th)
(H: 7-7, A: 5-6, N: 1-1)

Starters:

F – Kimberly Belton (15.0 ppg, 9.0 rpg)
F – Jay Carter (9.8 ppg, 5.6 rpg)
C – Jeff McHugh (11.0 ppg, 5.1 rpg)
G – Wolfe Perry (9.2 ppg, 2.9 rpg)
G – Paul Giovacchini (4.7 ppg, 1.1 rpg)

Date	Opponent	W-L	Score
N-25	Cal Poly Pomona	W	92-91 (OT)
N-26	San Jose State	W	81-80 (OT)
N-30	at Santa Clara	W	69-67
D-3	at UC Santa Barbara	L	76-77
D-8	San Francisco	L	78-99
D-10	Cal Poly	W	82-71
D-20	Colorado State	W	86-73
D-22	Rhode Island	W	76-74
D-27	at Hawai'i (1)	W	72-68
D-29	Providence (1)	W	76-61
D-30	North Carolina (1)	L	61-92
J-4	* at Oregon State	L	47-48
J-7	* at Oregon	L	64-74
J-12	* Washington State	L	59-62
J-14	* Washington	W	72-68
J-19	Alaska	W	108-98
J-21	at Saint Mary's	W	62-61
J-28	* California	L	68-84
F-2	* at UCLA	L	64-101
F-4	* at USC	L	74-76
F-10	* USC	L	68-70
F-11	* UCLA	L	63-79

F-16	* Oregon	L	64-65
F-18	* Oregon State	L	72-84
F-23	* at Washington	W	81-74
F-25	* at Washington State	L	64-67
M-4	* at California	W	86-65

(1) Rainbow Classic at Honolulu, HI

1978-79

Record: 12-15

Pac-10: 6-12 (8th)

(H: 10-4, A: 1-10, N: 1-1)

Starters:

F – Kimberly Belton (14.3 ppg, 8.7 rpg)
 F – Brian Welch (11.6 ppg, 5.3 rpg)
 C – Tom Schmalzried (5.8 ppg, 3.5 rpg)
 G – Paul Giovacchini (6.5 ppg, 1.8 rpg)
 G – Wolfe Perry (18.3 ppg, 3.4 rpg)

Date	Opponent	W-L	Score
	Cal Poly Pomona	W	89-75
	at San Jose State	L	76-79 (OT)
	Santa Clara	W	85-73
	UC Santa Barbara	W	76-63
D-6	* USC	L	66-67
	at San Francisco	L	77-87
	Seton Hall	W	86-80
	Harvard	W	103-81
D-27	* UCLA	W	75-72
D-29	San Diego State (1)	W	85-84
D-30	Iowa (1)	L	68-83
J-4	* at Arizona	L	64-74
J-6	* at Arizona State	L	68-80
J-11	* Washington State	L	52-72
J-13	* Washington	W	80-69
J-20	* at California	W	73-50
J-26	* at Oregon State	L	48-73
J-27	* at Oregon	L	55-68
F-2	* Arizona State	W	75-61
F-3	* Arizona	L	62-63
F-10	* at Washington	L	63-84
F-12	* at Washington State	L	47-69
F-17	* California	W	54-49
F-24	* Oregon	L	77-80
F-26	* Oregon State	W	79-76
M-1	* at USC	L	68-79
M-3	* at UCLA	L	71-99

(1) Cabrillo Classic

1979-80

Record: 7-19

Pac-10: 5-13 (7th)

(H: 5-8, A: 2-10, N: 0-1)

Starters:

F – Kimberly Belton (18.7 ppg, 9.8 rpg)
 F – Brian Welch (14.5 ppg, 3.9 rpg)
 F – Orlando Ward (8.2 ppg, 5.9 rpg)
 G – Doug Marty (7.0 ppg, 2.2 rpg)
 G – Doug Barnes (4.6 ppg, 1.0 rpg)

Date	Opponent	W-L	Score
D-1	at Air Force	L	59-61
D-4	Wyoming	W	54-52
D-6	Rice	W	78-51
D-8	Portland	L	59-66
D-15	San Jose State	L	66-67
D-18	at Seton Hall	L	55-72
D-21	Providence (1)	L	46-58
D-22	Boston College (1)	L	89-97
D-28	* at USC	L	68-69
D-29	* at UCLA	L	60-92
J-3	* Arizona State	L	64-70
J-5	* Arizona	W	99-80
J-10	* at Washington	L	59-81
J-12	* at Washington State	L	74-102
J-19	* California	L	69-77
J-26	* Oregon	L	73-77
J-28	* Oregon State	L	16-18
J-31	* at Arizona	L	88-95 (OT)
F-2	* at Arizona State	L	80-93
F-9	* Washington State	L	75-93
F-11	* Washington	W	79-78 (OT)

F-16	* at California	W	75-74
F-21	* at Oregon	W	60-59
F-23	* at Oregon State	L	57-85
F-28	* UCLA	L	62-75
M-1	* USC	W	93-91 (OT)

(1) Providence Industrial Classic at Providence, RI

1980-81

Record: 9-18

Pac-10: 5-13 (T8th)

(H: 8-7, A: 1-11, N: 0-0)

Starters:

F – Brian Welch (15.7 ppg, 6.5 rpg)
 F – Hans Wichary (6.3 ppg, 4.3 rpg)
 C – John Revelli (13.4 ppg, 7.6 rpg)
 G – Keith Jones (10.0 ppg, 1.8 rpg)
 G – Doug Marty (8.2 ppg, 1.9 rpg)

Date	Opponent	W-L	Score
N-29	Air Force	W	58-52
D-4	at Wyoming	L	51-73
D-6	at Marquette	L	58-69
D-11	UC Davis	W	68-62
D-13	UC Irvine	W	98-84
D-20	Saint Mary's	L	66-73
D-22	at Portland	L	69-82
D-27	San Diego	W	70-79 (OT)
D-30	Wisconsin	W	77-69
J-3	* at California	L	56-58
J-9	* at Oregon State	L	62-76
J-10	* at Oregon	W	82-76
J-16	* Washington	L	57-65
J-17	* Washington State	W	62-60
J-23	* at UCLA	L	58-85
J-24	* at USC	L	64-89
J-30	* Arizona	L	81-91
J-31	* Arizona State	L	66-84
F-6	* Oregon	W	80-79
F-7	* Oregon State	L	57-62
F-14	* at Washington	L	71-89
F-16	* at Washington State	L	58-59
F-19	* USC	L	67-74
F-21	* UCLA	W	74-72
F-26	* at Arizona State	L	54-79
F-28	* at Arizona	L	69-73
M-7	* California	W	81-72

1981-82

Record: 7-20

Pac-10: 2-16 (10th)

(H: 6-11, A: 1-9, N: 0-0)

Starters:

F – Johnny Rogers (12.5 ppg, 4.7 rpg)
 F – Brian Welch (12.0 ppg, 4.0 rpg)
 C – John Revelli (16.4 ppg, 8.6 rpg)
 G – Doug Marty (7.0 ppg, 1.8 rpg)
 G – Steve Brown (4.6 ppg, 1.9 rpg)
 & Roger Lemons (6.6 ppg, 2.1 rpg)

Date	Opponent	W-L	Score
N-27	U.S. International	W	82-70
N-29	Harvard	W	93-70
D-4	Furman (1)	W	78-74
D-5	Penn (1)	L	63-71
D-10	Loyola Marymount	W	79-75
D-11	at Saint Mary's	L	86-90
D-19	Santa Clara	L	60-62
D-22	Marquette	L	65-66
D-29	Seattle Pacific	W	67-65
J-2	* California	L	78-87
J-9	* Oregon	W	97-88
J-11	* Oregon State	L	38-81
J-14	* at Washington	L	70-75
J-16	* at Washington State	L	58-63
J-22	* UCLA	L	34-42
J-23	* USC	L	74-85
J-30	* at Arizona State	L	58-66
F-1	* at Arizona	L	54-61
F-5	* at Oregon	W	79-76
F-6	* at Oregon State	L	81-111
F-12	* Washington State	L	54-62

F-13	* Washington	L	52-53
F-19	* at USC	L	59-74
F-20	* at UCLA	L	53-79
F-26	* Arizona State	L	69-70
F-27	* Arizona	L	67-72
M-6	* at California	L	59-78

(1) Stanford Invitational at Stanford, CA



TOM DAVIS

1982-83

Record: 14-14

Pac-10: 6-12 (8th)

(H: 12-5, A: 2-9, N: 0-0)

Starters:

F – Steve Brown (9.8 ppg, 2.7 rpg)
 & Andy Fischer (5.4 ppg, 2.3 rpg)
 F – Hans Wichary (8.9 ppg, 5.2 rpg)
 & Earl Koberlein (3.6 ppg, 2.8 rpg)
 C – John Revelli (19.1 ppg, 7.8 rpg)
 G – Keith Jones (19.8 ppg, 2.5 rpg)
 G – Keith Ramee (4.9 ppg, 2.3 rpg)

Date	Opponent	W-L	Score
N-27	UC Riverside	W	84-71
N-30	Sonoma State	W	73-42
D-3	Lafayette (1)	W	80-54
D-4	Temple (1)	W	77-70
D-9	Saint Mary's	W	81-77
D-11	Chico State	L	78-82
D-12	Cal State Dominguez Hills	W	72-54
D-21	at Harvard	W	81-77
D-23	at Rutgers	L	63-70
D-28	Brown	W	88-71
J-6	* at Oregon State	L	53-62
J-8	* at Oregon	W	80-74
J-17	* at California	L	61-75
J-20	* USC	W	92-74
J-22	* UCLA	L	87-101
J-27	* at Washington	L	65-84
J-29	* at Washington State	L	63-67
F-5	* Arizona State	W	86-80
F-7	* Arizona	W	86-69
F-12	* California	L	64-66
F-17	* at UCLA	L	86-99
F-19	* at USC	L	76-90
F-24	* Washington State	L	69-79
F-26	* Washington	W	77-63
M-3	* at Arizona	L	73-74
M-5	* at Arizona State	L	72-76 (OT)
M-10	* Oregon	L	66-67
M-12	* Oregon State	W	88-75

(1) Stanford Invitational at Stanford, CA

1983-84

Record: 19-12

Pac-10: 8-10 (5th)

(H: 13-5, A: 6-7, N: 0-0)

Starters:

F – Earl Koberlein (6.1 ppg, 4.4 rpg)
 F – Steve Brown (10.9 ppg, 2.5 rpg)
 C – John Revelli (16.2 ppg, 7.9 rpg)
 G – Keith Jones (20.0 ppg, 2.6 rpg)
 G – Keith Ramee (4.5 ppg, 1.2 rpg)

Date	Opponent	W-L	Score
N-26	Hawaii Pacific	W	115-74
N-28	Bemidji State	W	98-58
D-2	San Jose State (1)	W	58-48
D-3	North Carolina (1)	L	75-88
D-10	UC San Diego	W	107-60

D-17	Eastern Montana	W	80-69
D-19	Harvard	W	79-66
D-22	at Hawaii Pacific	W	89-78
D-23	at Chaminade	W	60-55
D-28	at BYU-Hawaii	W	98-89
D-31	Western Michigan	W	80-62
J-2	U.S. International	W	89-82
J-5	* Oregon State	L	59-64
J-7	* Oregon	L	78-79
J-10	* at UCLA	L	66-71
J-13	* California	L	64-66
J-19	* at USC	L	49-51 (OT)
J-23	* at Oregon State	L	68-73
J-26	* Washington	W	78-74
J-28	* Washington State	W	68-65
F-2	* at Arizona State	W	64-58
F-4	* at Arizona	W	74-66
F-7	at Santa Clara	L	69-73
F-10	* at California	W	62-51
F-16	* USC	W	64-56
F-18	* UCLA	W	75-64
F-23	* at Washington State	L	61-65
F-25	* at Washington	L	63-68
M-1	* Arizona	L	76-87
M3	* Arizona State	W	74-66
M8	* at Oregon	L	71-91

(1) Stanford Invitational at Stanford, CA

1984-85

Record: 11-17

Pac-10: 3-15 (10th)

(H: 9-7, A: 1-9, N: 1-1)

Starters:

F – Earl Koberlein (10.4 ppg, 4.4 rpg)
 F – Andy Fischer (8.9 ppg, 2.9 rpg)
 C – Kent Seymour (8.1 ppg, 5.9 rpg)
 G – Keith Ramee (6.0 ppg, 2.9 rpg)
 G – Novian Whitsitt (10.3 ppg, 2.5 rpg)
 & John Paye (5.6 ppg, 3.4 rpg)

Date	Opponent	W-L	Score
N-24	UC San Diego	W	87-48
N-30	Pacific (1)	W	86-53
D-1	LaSalle (1)	W	84-73
D-4	Missouri-St. Louis	W	86-72
D-18	at Saint Mary's	L	56-61 (OT)
D-19	Seattle	W	83-46
D-21	Loyola Marymount	W	67-59
D-24	UC Riverside	W	83-56
D-28	Mercer (2)	L	72-90
D-29	Army (2)	W	75-60
J-3	* at Washington	L	69-78
J-5	* at Washington State	L	59-71
J-10	* Arizona State	L	74-89
J-12	* Arizona	W	55-51
J-19	* at California	L	72-87
J-26	* at UCLA	L	71-100
J-28	* at USC	W	60-54
J-31	* Oregon	L	54-61
F-2	* Oregon State	L	73-83
F-7	* at Arizona	L	56-68
F-9	* at Arizona State	L	75-91
F-16	* California	L	41-43 (2OT)
F-18	* UCLA	L	66-72
F-21	* USC	W	86-65
F-28	* at Oregon State	L	49-54
M-2	* at Oregon	L	61-68
M-7	* Washington State	L	68-78
M-9	* Washington	L	47-67

(1) Apple Invitational at Stanford, CA
 (2) Longhorn Classic at Austin, TX

1985-86

Record: 14-16

Pac-10: 8-10 (T5th)
(H: 8-7, A: 6-6, N: 0-3)

Starters:
F – Todd Lichti (17.6 ppg, 5.7 rpg)
F – Earl Koberlein (10.4 ppg, 5.3 rpg)
C – Howard Wright (9.7 ppg, 6.3 rpg)
G – Andy Fischer (4.0 ppg, 2.7 rpg)
G – Keith Ramee (4.5 ppg, 2.3 rpg)

Date	Opponent	W-L	Score
N-26	George Washington	W	87-72
D-2	UC San Diego	W	108-69
D-6	Yale (1)	W	129-108
D-7	Richmond (1)	L	53-57
D-13	Seattle	W	105-54
D-17	at Harvard	W	78-62
D-20	at North Carolina	L	55-89
D-22	Seton Hall	L	75-76 (OT)
D-24	UNLV (2)	L	65-83
D-25	Chaminade (2)	W	77-59
D-28	Maryland (3)	L	65-67 (2OT)
D-29	Fordham (3)	L	66-69
J-2	* Washington State	W	84-67
J-4	* Washington	L	69-70
J-9	* at Arizona	L	69-77
J-11	* at Arizona State	W	66-59
J-13	* Oregon	W	69-83
J-18	* California	L	69-75
J-23	* UCLA	W	76-70
J-31	* at Oregon	W	73-69 (OT)
F-2	* at Oregon State	W	56-52
F-6	* Arizona State	L	75-77 (OT)
F-8	* Arizona	W	62-56
F-15	* at California	L	53-81
F-20	* at USC	W	61-59
F-24	* at UCLA	L	74-95
F-27	* Oregon State	L	60-74
M-1	* USC	W	85-64
M-6	* at Washington	L	87-96
M-8	* at Washington State	L	66-69

(1) Apple Invitational at Stanford, CA
(2) Western Airlines Chaminade Classic at Honolulu, HI
(3) Hawaii Pacific Tournament at Maui, HI



MIKE MONTGOMERY

1986-87

Record: 15-13

Pac-10: 9-9 (6th)
(H: 11-2, A: 2-8, N: 2-3)

Starters:
F – Todd Lichti (17.6 ppg, 5.7 rpg)
F – Howard Wright (11.2 ppg, 6.8 rpg)
C – Greg Butler (6.1 ppg, 4.0 rpg)
G – Novian Whitsitt (10.2 ppg, 2.4 rpg)
G – Terry Taylor (7.9 ppg, 1.9 rpg)

Date	Opponent	W-L	Score
N-28	Georgia Tech (1)	L	65-67
N-29	Rice (1)	W	72-52
D-2	at San Jose State	L	63-72
D-5	Columbia (2)	W	76-66
D-6	UAB (2)	W	99-80
D-13	Saint Mary's	W	57-43
D-21	* Oregon	W	73-71
D-23	* Oregon State	L	66-70
D-27	Western Washington	W	83-61
D-29	Massachusetts (3)	W	57-51
D-30	Miami (3)	L	58-71
J-2	* at UCLA	L	75-95
J-5	* at USC	W	64-58
J-8	* Washington	W	82-77

J-10	* Washington State	W	93-76
J-17	* at California	L	72-87
J-19	* at Arizona	L	70-77
J-22	* at Arizona State	W	69-65
J-29	* at Oregon State	L	59-71
F-1	* at Oregon	L	55-68
F-5	* UCLA	L	62-93
F-8	* USC	W	72-57
F-12	* at Washington State	L	64-74
F-14	* at Washington	L	65-70
F-22	* California	W	88-80
F-26	* Arizona	W	75-73
F-28	* Arizona State	W	97-92 (OT)
M-6	Washington (4)	L	71-86

(1) Central Fidelity Holiday Classic at Richmond, VA
(2) Apple Invitational at Stanford, CA
(3) West Palm Hurricane Classic at West Palm Beach, FL
(4) Pac-10 Tournament at Los Angeles, CA

1987-88

Record: 21-12

Pac-10: 11-7 (4th)
(H: 12-4, A: 6-5, N: 3-3)

Starters:
F – Howard Wright (15.7 ppg, 7.7 rpg)
F – Bryan McSweeney (7.0 ppg, 4.0 rpg)
C – Greg Butler (12.8 ppg, 5.9 rpg)
G – Todd Lichti (20.1 ppg, 5.6 rpg)
G – Terry Taylor (8.8 ppg, 1.7 rpg)

Date	Opponent	W-L	Score
N-27	Iowa (1)	L	75-78
N-28	Chaminade (1)	W	93-82
N-29	Baylor (1)	W	69-56
D-1	Santa Clara	L	71-72
D-4	William & Mary (2)	W	87-64
D-5	Brown (2)	W	90-78
D-12	at USF	W	68-67
D-18	Harvard	W	97-60
D-21	* USC	W	88-62
D-23	* UCLA	W	116-110 (2OT)
D-28	UC Santa Barbara (3)	W	75-65
D-29	Indiana (3)	L	73-83
J-2	Seattle Pacific	W	83-78 (OT)
J-7	* at Arizona State	L	80-104
J-9	* at Arizona	L	65-90
J-14	* Washington	W	86-70
J-16	* Washington State	L	68-70 (OT)
J-23	* California	W	70-54
J-28	* at Oregon State	W	78-65
J-30	* at Oregon	L	66-80
F-4	* Arizona	W	82-74
F-6	* Arizona State	W	93-63
F-11	* at Washington State	W	51-50
F-13	* at Washington	L	82-84 (2OT)
F-21	* at California	W	71-61
F-25	* Oregon	W	84-61
F-27	* Oregon State	L	61-63
M-3	* at UCLA	L	69-91
M-5	* at USC	W	73-65
M-11	Oregon (4)	W	88-67
M-12	Arizona (4)	L	83-97
M-17	Long Beach State (5)	W	80-77
M-22	Arkansas State (5)	L	59-60

(1) Maui Classic at Maui, HI
(2) Apple Invitational at Stanford, CA
(3) Hoosier Classic at Indianapolis, IN
(4) Pac-10 Tournament at Tucson, AZ
(5) NIT at campus sites

1988-89

Record: 26-7

Pac-10: 15-3 (2nd)
(H: 13-0, A: 8-4, N: 5-3)

Starters:
F – Howard Wright (14.5 ppg, 6.9 rpg)
F – Andrew Vlahov (5.1 ppg, 3.4 rpg)
C – Eric Reveno (9.4 ppg, 5.1 rpg)
G – Todd Lichti (20.1 ppg, 5.0 rpg)
G – Terry Taylor (7.3 ppg, 1.6 rpg)

Date	Opponent	W-L	Score
N-18	at Montana (1)	W	79-63
N-20	at Indiana (1)	L	73-84
N-28	at North Carolina	L	76-87
D-2	Cornell (2)	W	90-45
D-3	Colorado State (2)	W	63-49
D-10	San Jose State	W	89-39
D-17	* Oregon State	W	87-59
D-23	* at UCLA	L	70-74
D-27	at Saint Mary's	W	65-64
D-29	Furman (3)	W	88-71
D-30	Vanderbilt (3)	W	89-68
J-5	* Arizona	W	83-78
J-7	* Arizona State	W	94-65
J-12	* at Washington	W	71-69
J-14	* at Washington State	W	85-43
J-16	Miami	W	93-59
J-19	* at California	L	64-75
J-21	* UCLA	W	84-75
J-26	* Oregon	W	75-53
J-29	* at Arizona	L	52-72
F-2	* at Arizona State	W	75-60
F-4	vs. Florida (4)	W	84-69
F-9	* Washington State	W	65-53
F-12	* Washington	W	82-74 (OT)
F-16	* California	W	97-71
F-20	* at USC	W	68-52
F-23	* at Oregon	W	54-50
F-25	* at Oregon State	W	60-58
M-2	* USC	W	74-65
M-10	USC (5)	W	66-61
M-11	UCLA (5)	W	95-86
M-12	Arizona (5)	L	51-73
M-16	Siena (6)	L	78-80

(1) Preseason NIT at campus sites
(2) Apple Invitational at Stanford, CA
(3) Vanderbilt Invitational at Nashville, TN
(4) at Orlando, FL
(5) Pac-10 Tournament at Los Angeles, CA
(6) NCAA Tournament at Greensboro, NC

1989-90


Record: 18-12

Pac-10: 9-9 (6th)
(H: 11-3, A: 5-7, N: 2-2)

Starters:
F – Andrew Vlahov (11.5 ppg, 6.5 rpg)
F – Deshon Wingate (10.0 ppg, 5.3 rpg)
C – Adam Keefe (20.0 ppg, 9.1 rpg)
G – Kenny Ammann (9.3 ppg, 1.6 rpg)
G – John Patrick (7.7 ppg, 2.6 rpg)

Date	Opponent	W-L	Score
N-24	Cal Poly	W	88-56
N-27	at UC Irvine	W	70-57
D-1	Lehigh (1)	W	82-59
D-2	Louisiana Tech (1)	W	62-59
D-16	San Francisco	W	74-53
D-18	at Santa Clara	W	66-51
D-22	Colgate	W	77-66
D-29	Missouri-Kansas City (2)	W	70-50
D-30	Kansas (2)	L	61-83
J-5	* Oregon State	L	76-77
J-7	* Oregon	W	58-56
J-11	* at Washington	L	59-71
J-14	* at Washington State	W	69-49
J-18	* UCLA	W	87-79
J-20	* USC	W	74-61
J-25	* at Arizona	L	61-68
J-27	* at Arizona State	L	53-64
F-1	* at Oregon	L	61-62
F-3	* at Oregon State	L	70-84
F-8	* Washington State	W	68-54
F-11	* Washington	W	59-48
F-15	* at USC	L	62-71
F-18	* at UCLA	W	70-69
F-23	* Arizona	L	61-80
F-25	* Arizona State	W	57-44
F-28	* California	L	63-66
M-4	* at California	W	79-58
M-9	California (3)	W	77-61
M-10	Arizona (3)	L	61-85
M-15	at Hawai'i (4)	L	57-69

(1) Apple Invitational at Stanford, CA
(2) BMA Holiday Classic at Kansas City, KS
(3) Pac-10 Tournament at Tempe, AZ
(4) NIT at campus sites



1990-91

Record: 20-13

Pac-10: 8-10 (5th)

(H: 13-4, A: 4-8, N: 3-1)

Starters:

F – Andrew Vlahov (11.5 ppg, 6.5 rpg)
 F – Deshon Wingate (9.8 ppg, 7.2 rpg)
 C – Adam Keefe (21.5 ppg, 9.5 rpg)
 G – Kenny Ammann (11.2 ppg, 1.8 rpg)
 G – John Patrick (9.7 ppg, 2.3 rpg)

Date	Opponent	W-L	Score
N-23	Rider (1)	W	93-66
N-24	Yale (1)	W	69-51
N-30	George Washington (2)	L	70-81
D-1	Hawaii (2)	W	84-55
D-15	Santa Clara	W	82-47
D-19	UC Irvine	W	117-87
D-21	Florida	W	86-74
D-23	at Colorado	L	79-89
D-29	Central Florida (3)	W	70-61
D-30	North Carolina (3)	L	60-71
J-3	* at Oregon State	L	66-73
J-6	* at Oregon	L	77-81
J-10	* Washington	W	87-55
J-12	* Washington State	W	94-63
J-16	* at UCLA	W	89-82
J-19	* at USC	L	67-85
J-24	* Arizona	L	76-78
J-27	* Arizona State	L	47-58
J-31	* Oregon	W	86-75
F-2	* Oregon State	W	64-59
F-7	* at Washington State	L	68-74
F-10	* at Washington	W	60-59
F-14	* USC	W	92-76
F-16	* UCLA	L	86-89
F-21	* at Arizona State	L	57-75
F-26	* at Arizona	L	51-89
M-2	* California	W	90-72
M-7	* at California	L	70-75
M-13	Houston (4)	W	93-86
M-18	at Wisconsin (4)	W	80-72
M-21	at Southern Illinois (4)	W	78-68
M-25	Massachusetts (5)	W	73-71
M-27	Oklahoma (5)	W	78-72

(1) Stanford Invitational at Stanford, CA
 (2) Apple Invitational at Stanford, CA
 (3) Red Lobster Classic at Orlando, FL
 (4) NIT at campus sites
 (5) NIT at New York, NY

1991-92

Record: 18-11

Pac-10: 10-8 (4th)

(H: 12-3, A: 5-7, N: 1-1)

Starters:

F – Adam Keefe (25.3 ppg, 12.2 rpg)
 F – Brent Williams (11.8 ppg, 4.8 rpg)
 C – Paul Garrett (7.6 ppg, 6.0 rpg)
 G – Peter Dukes (11.7 ppg, 2.3 rpg)
 G – Marcus Lollie (8.2 ppg, 3.1 rpg)

Date	Opponent	W-L	Score
N-22	Loyola (Md.) (1)	W	98-56
N-23	Rice (1)	W	68-64
N-30	Colorado	W	71-58
D-14	at Santa Clara	W	75-59
D-21	Virginia	W	74-60
D-27	Siena (2)	W	94-72
D-28	Michigan State (2)	L	62-72
J-2	Southern Utah	W	89-71
J-4	Cal State Northridge	W	80-59
J-9	* at Oregon State	W	67-64
J-11	* at Oregon	W	78-57
J-15	* California	W	76-61
J-23	* USC	L	72-82
J-25	* UCLA	L	77-83
J-30	* at Washington State	L	59-67
F-2	* at Washington	W	64-58

F-6	* Arizona	L	70-72
F-8	* Arizona State	W	86-73
F-11	at Notre Dame	L	63-64
F-15	* at California	W	92-66
F-20	* at UCLA	L	70-96
F-22	* at USC	L	72-73 (OT)
F-27	* Washington	W	78-66
M-1	* Washington State	W	85-70
M-5	* at Arizona State	L	71-76
M-7	* at Arizona	L	83-89
M-12	* Oregon	W	70-47
M-14	* Oregon State	W	76-56
M-19	Alabama (3)	L	75-80

(1) Apple Invitational at Stanford, CA
 (2) Outlass Classic at East Lansing, MI
 (3) NCAA Tournament at Cincinnati, OH

1992-93

Record: 7-23

Pac-10: 2-16 (10th)

(H: 7-9, A: 0-12, N: 0-2)

Starters:

F – Brent Williams (13.2 ppg, 5.8 rpg)
 F – Darren Allaway (6.5 ppg, 4.6 rpg)
 C – Bart Lammersen (3.7 ppg, 4.0 rpg)
 & Jim Morgan (3.8 ppg, 3.9 rpg)
 G – Marcus Lollie (10.8 ppg, 2.6 rpg)
 G – Peter Dukes (7.0 ppg, 2.3 rpg)
 & Dion Cross (10.6 ppg, 1.4 rpg)

Date	Opponent	W-L	Score
D-2	Puget Sound	W	92-42
D-3	at San Jose State	L	52-56
D-5	at Virginia	L	48-72
D-12	Sacramento State	W	68-33
D-19	Howard	W	71-46
D-21	LSU (1)	L	63-72
D-22	DePaul (1)	L	67-76
D-23	Chaminade (1)	L	63-71
D-28	American (2)	W	57-56
D-29	Ohio (2)	L	76-81
J-2	Santa Clara	W	66-35
J-7	* Oregon State	L	66-77
J-9	* Oregon	W	71-66
J-12	Notre Dame	L	61-67
J-14	* at California	L	66-83
J-21	* at UCLA	L	76-84
J-23	* at USC	L	55-63
J-28	* Washington State	L	59-64
J-30	* Washington	L	67-68
F-4	* at Arizona	L	61-96
F-6	* at Arizona State	L	87-109
F-14	* California	L	61-86
F-18	* UCLA	L	64-72
F-20	* USC	W	78-62
F-25	* at Washington	L	51-56
F-27	* at Washington State	L	54-87
M-4	* Arizona State	L	71-75
M-7	* Arizona	L	80-94
M-11	* at Oregon	L	73-84
M-13	* at Oregon State	L	65-82

(1) Maui Invitational at Maui, HI
 (2) Fry's Invitational at Stanford, CA

1993-94

Record: 17-11

Pac-10: 10-8 (5th)

(H: 11-4, A: 5-7, N: 1-0)

Starters:

F – Brent Williams (14.3 ppg, 7.0 rpg)
 F – Andy Poppink (12.4 ppg, 7.4 rpg)
 C – Jim Morgan (5.9 ppg, 4.5 rpg)
 G – Brevin Knight (11.1 ppg, 3.9 rpg)
 G – Dion Cross (15.1 ppg, 2.7 rpg)

Date	Opponent	W-L	Score
N-26	Cal State Northridge (1)	W	89-58
N-27	San Jose State (1)	W	69-58
D-5	UC Riverside	W	69-64
D-11	at Santa Clara	W	82-70 (OT)

D-20	McNeese State	W	91-75
D-22	Virginia	W	84-72
D-27	at Wisconsin	L	73-80
D-29	Manhattan (2)	W	73-60
D-30	Seton Hall (2)	L	69-75
J-6	* Washington	W	67-65
J-8	* Washington State	W	75-64
J-13	* at Arizona State	L	67-78
J-15	* at Arizona	L	72-89
J-20	* California	W	88-79
J-27	* UCLA	L	65-69
J-29	* USC	W	76-67
F-3	at Oregon	W	69-67
F-5	* at Oregon State	W	71-67
F-10	* Arizona	L	60-77
F-12	* Arizona State	L	69-71
F-17	* at California	L	62-80
F-24	* at USC	W	66-55
F-26	* at UCLA	L	88-103
M-3	* Oregon State	W	90-66
M-5	* Oregon	W	84-76
M-10	* at Washington State	L	71-77
M-12	* at Washington	W	76-61
M-17	Gonzaga (3)	L	76-80

(1) Fry's Invitational at Stanford, CA
 (2) Seton Hall Tournament at East Rutherford, NJ
 (3) NIT at campus sites

1994-95

Record: 20-9

Pac-10: 10-8 (5th)

(H: 14-2, A: 5-6, N: 1-1)

Starters:

F – Darren Allaway (6.0 ppg, 4.4 rpg)
 F – Andy Poppink (10.8 ppg, 5.9 rpg)
 C – Tim Young (12.3 ppg, 8.6 rpg)
 G – Dion Cross (16.8 ppg, 1.8 rpg)
 G – Brevin Knight (16.6 ppg, 3.9 rpg)

Date	Opponent	W-L	Score
N-25	Colgate (1)	W	82-70
N-26	St. Peter's (1)	W	79-71
D-3	San Jose State	W	68-52
D-10	Cal Poly	W	94-52
D-16	San Francisco	W	98-60
D-19	at American	W	97-71
D-22	at Virginia	W	64-60
D-27	Wisconsin	W	95-78
D-29	Cornell	W	67-55
J-5	* at Washington	W	65-51
J-7	* at Washington State	L	63-77
J-12	* Arizona State	W	91-75
J-14	* Arizona	L	83-89 (OT)
J-19	* at California	W	78-73
J-26	* at UCLA	L	74-77
J-28	* at USC	W	85-82
F-2	* Oregon	W	92-87
F-4	* Oregon State	W	95-82
F-9	* at Arizona	L	73-84
F-11	* at Arizona State	L	70-79
F-15	* California	W	83-70
F-21	* UCLA	L	77-88
F-23	* USC	W	90-78
M-2	* at Oregon State	L	71-90
M-4	* at Oregon	L	80-89
M-9	* Washington State	W	79-72
M-11	* Washington	W	74-65
M-17	UNC Charlotte (2)	W	70-68
M-19	Massachusetts (2)	L	53-75

(1) Fry's Invitational at Stanford, CA
 (2) NCAA Tournament at Albany, NY

1995-96

Record: 21-8

Pac-10: 12-6 (3rd)

(H: 12-1, A: 6-5, N: 3-2)

Starters:

F – Andy Poppink (14.0 ppg, 8.4 rpg)
 C – Darren Allaway (5.0 ppg, 5.0 rpg)
 G – Brevin Knight (15.5 ppg, 3.8 rpg)
 G – Dion Cross (16.8 ppg, 1.8 rpg)
 G – David Harbour (9.2 ppg, 3.2 rpg)

Date	Opponent	W-L	Score
N-24	Stetson (1)	W	92-60
N-25	Rice (1)	W	75-64
N-28	at San Francisco	L	58-59
D-1	South Carolina (2)	W	82-79
D-2	North Carolina (2)	L	63-87
D-22	at Navy	W	80-62
D-28	American	W	80-52
D-30	Harvard	W	65-59
J-4	* Arizona State	W	83-70
J-6	* Arizona	W	80-71
J-11	* at UCLA	L	56-64
J-14	* at USC	L	80-84
J-18	* Oregon	W	94-74
J-20	* Oregon State	W	84-51
J-25	* at Washington	L	71-74
J-27	* at Washington State	W	78-67
J-31	* California	W	93-79
F-4	Seton Hall (3)	W	83-60
F-8	* USC	W	99-69
F-10	* UCLA	W	67-66
F-15	* at Oregon State	W	65-50
F-17	* at Oregon	L	62-64
F-22	* Washington State	L	59-68
F-24	* Washington	W	71-56
M-3	* at California	L (%)	69-85
M-7	* at Arizona	W	85-79
M-9	* at Arizona State	W	67-53
M-14	Bradley (4)	W	66-58
M-16	Massachusetts (4)	L	74-79

(%) Game later forfeited by California due to NCAA sanctions

(1) Fry's Invitational at Stanford, CA
 (2) Diet Pepsi Tournament of Champions at Charlotte, NC
 (3) Bay Area Classic at San Jose, CA
 (4) NCAA Tournament at Providence, RI

1996-97

Record: 22-8

Pac-10: 12-6 (T2nd)

(H: 12-0, A: 6-6, N: 4-2)

Starters:

F – Peter Sauer (8.9 ppg, 4.5 rpg)
 F – Rich Jackson (3.0 ppg, 2.6 rpg)
 G – Arthur Lee (7.6 ppg, 1.9 rpg)
 C – Tim Young (13.7 ppg, 8.4 rpg)
 G – Kris Weems (11.7 ppg, 2.6 rpg)
 G – Brevin Knight (16.3 ppg, 3.7 rpg)

Date	Opponent	W-L	Score
N-27	UNC Greensboro (1)	W	88-52
N-29	College of Charleston (1)	L	78-82
N-30	Alaska Anchorage (1)	W	91-69
D-7	Manhattan (2)	W	81-59
D-14	at San Diego	W	72-70
D-18	Alaska Anchorage	W	105-70
D-22	at Seton Hall	W	83-81 (OT)
D-28	Navy	W	85-68
J-2	* at Arizona State	W	81-65
J-4	* at Arizona	L	75-76
J-9	* UCLA	W	109-61
J-11	* USC	W	85-70
J-16	* at Oregon	W	72-69 (OT)
J-18	* at Oregon State	L	77-86
J-23	* Washington	W	78-67
J-25	* Washington State	W	81-61
J-29	* at California	L	64-70
F-6	* at USC	L	81-84
F-8	* at UCLA	L	68-87
F-13	* Oregon State	W	87-54
F-15	* Oregon	W	83-61
F-20	* at Washington State	W	76-63

F-22	* at Washington	L	61-75
F-24	San Diego State	W	97-50
M-1	* California	W	73-63
M-6	* Arizona	W	81-80
M-8	* Arizona State	W	86-63
M-14	Oklahoma (3)	W	80-67
M-16	Wake Forest (3)	W	72-66
M-20	Utah (4)	L	77-82 (OT)

- (1) The Great Alaska Shootout at Anchorage, AK
- (2) Sacramento Shootout at Sacramento, CA
- (3) NCAA Tournament at Tucson, AZ
- (4) NCAA Tournament at San Jose, CA

1997-98

Record: 30-5

Pac-10: 15-3 (2nd)

(H: 11-2, A: 10-2, N: 9-1)

Starters:
 F – Mark Madsen (11.7 ppg, 8.2 rpg)
 F – Peter Sauer (9.2 ppg, 4.6 rpg)
 C – Tim Young (11.3 ppg, 8.1 rpg)
 G – Kris Weems (12.6 ppg, 3.0 rpg)
 G – Arthur Lee (14.5 ppg, 2.3 rpg)

Date	Opponent	W-L	Score
N-18	San Diego	W	87-57
N-28	Hawaii Hilo (1)	W	98-49
N-29	Valparaiso (1)	W	70-65
N-30	Butler (1)	W	99-86
D-6	Georgia (2)	W	76-74
D-16	at San Diego State	W	63-42
D-19	Pacific	W	67-61
D-22	UC Santa Barbara	W	95-62
D-27	Lehigh	W	95-42
D-29	Rhode Island (3)	W	70-69
D-30	Santa Clara (3)	W	69-60
J-3	* at Oregon State	W	68-48
J-5	* at Oregon	W	89-67
J-10	* California	W	84-74
J-15	* USC	W	99-62
J-17	* UCLA	W	93-80
J-22	* at Washington State	W	82-72
J-24	* at Washington	W	74-72
J-29	* Arizona	L	75-93
J-31	* Arizona State	L	87-90 (OT)
F-4	* at California	W	74-72
F-7	at Connecticut	L	56-76
F-12	* at UCLA	W	84-81
F-14	* at USC	W	83-59
F-19	* Washington	W	93-70
F-21	* Washington State	W	72-56
F-26	* at Arizona State	W	86-73
F-28	* at Arizona	L	58-90
M-4	* Oregon	W	95-67
M-6	* Oregon State	W	85-77
M-13	College of Charleston (4)	W	67-57
M-15	Western Michigan (4)	W	83-65
M-20	Purdue (5)	W	67-59
M-22	Rhode Island (5)	W	79-77
M-28	Kentucky (6)	L	85-86 (OT)

- (1) Big Island Invitational at Hilo, HI
- (2) John Wooden Classic at Anaheim, CA
- (3) Cable Car Classic at San Jose, CA
- (4) NCAA Tournament at Chicago, IL
- (5) NCAA Tournament at St. Louis, MO
- (6) NCAA Tournament at San Antonio, TX

1998-99

Record: 26-7

Pac-10: 15-3 (1st)

(H: 13-2, A: 10-2, N: 3-3)

Starters:
 F – Mark Madsen (13.1 ppg, 9.0 rpg)
 F – Peter Sauer (8.6 ppg, 4.3 rpg)
 C – Tim Young (10.0 ppg, 7.2 rpg)
 G – Kris Weems (11.1 ppg, 3.0 rpg)
 G – Arthur Lee (13.2 ppg, 2.2 rpg)

Date	Opponent	W-L	Score
N-14	UC Davis	W	76-49
N-18	SMU (1)	W	86-51
N-20	SW Missouri State (1)	W	76-51
N-25	St. John's (2)	W	55-53
N-27	North Carolina (2)	L	49-57
D-6	Maryland (3)	L	60-62
D-7	George Washington (3)	W	70-56
D-17	at Nevada	W	101-57
D-19	at Pacific	W	71-58
D-21	Elon (4)	W	82-58
D-22	Santa Clara (4)	W	94-49
D-29	Temple (5)	W	57-50
J-2	* Oregon State	W	72-56
J-4	* Oregon	W	77-59
J-9	* California	W	71-62
J-14	* at USC	W	72-55
J-16	* at UCLA	W	72-59
J-21	* Washington State	W	94-45
J-23	* Washington	W	67-60
J-28	* at Arizona	L	76-78
J-30	* at Arizona State	W	73-63
F-3	* at California	W	57-55
F-6	No. 1/1 Connecticut	L	59-70
F-11	* UCLA	W	77-73
F-13	* USC	L	82-86 (OT)
F-18	* at Washington	W	89-57
F-20	* at Washington State	W	64-58
F-25	* Arizona State	W	87-77 (OT)
F-27	* Arizona	W	98-83
M-4	* at Oregon	W	73-61
M-6	* at Oregon State	L	49-59
M-11	Alcorn State (6)	W	69-57
M-13	Gonzaga (6)	L	74-82

- (1) Preseason NIT at Stanford, CA
- (2) Preseason NIT at New York, NY
- (3) BB&T Classic at Washington, D.C.
- (4) Stanford Invitational at Stanford, CA
- (5) Pete Newell Classic at Oakland, CA
- (6) NCAA Tournament at Seattle, WA

1999-2000

Record: 27-4

Pac-10: 15-3 (T1st)

(H: 12-2, A: 9-1, N: 6-1)

Starters:
 F – Mark Madsen (12.2 ppg, 9.3 rpg)
 F – Casey Jacobsen (14.5 ppg, 3.0 rpg)
 F – Jarron Collins (11.0 ppg, 6.5 rpg)
 G – Michael McDonald (3.1 ppg, 1.7 rpg)
 G – David Moseley (13.0 ppg, 3.5 ppg)

Date	Opponent	W-L	Score
N-11	Duke (1)	W	80-79 (OT)
N-12	Iowa (1)	W	72-58
N-20	at UC Santa Barbara	W	62-49
N-24	Cal State Bakersfield	W	72-31
N-27	Auburn (2)	W	67-58
D-11	Georgia Tech (3)	W	64-61 (OT)
D-16	Nevada	W	68-39
D-18	Sacramento State	W	78-56
D-21	Mississippi State (4)	W	76-56
D-29	New Hampshire (5)	W	119-60
D-30	Davidson (5)	W	87-61
J-6	* Arizona State	W	86-67
J-8	* Arizona	L	65-68
J-13	* at Oregon State	W	73-45
J-15	* at Oregon	W	85-71
J-22	* at California	W	81-70
J-27	* Washington	W	92-62

J-29	* Washington State	W	63-38
F-3	* at UCLA	W	78-63
F-5	* at USC	W	67-57
F-10	* Oregon	W	76-61
F-12	* Oregon State	W	82-56
F-19	* California	W	101-50
F-24	* at Washington State	W	89-52
F-26	* at Washington	W	77-52
M-2	* USC	W	111-68
M-4	* UCLA	L	93-94 (OT)
M-9	* at Arizona	L	81-86
M-11	* at Arizona State	W	65-57
M-17	South Carolina State (6)	W	84-65
M-19	North Carolina (6)	L	53-60

- (1) Coaches vs. Cancer at New York, NY
- (2) John Wooden Classic at Anaheim, CA
- (3) Delta Airlines Classic for Kids at Atlanta, GA
- (4) Pete Newell Challenge at Oakland, CA
- (5) Stanford Invitational at Stanford, CA
- (6) NCAA Tournament at Birmingham, AL

2000-01

Record: 31-3

Pac-10: 16-2 (1st)

(H: 12-2, A: 11-0, N: 8-1)

Starters:
 F – Jarron Collins (12.8 ppg, 6.7 rpg)
 F – Ryan Mendez (11.4 ppg, 3.3 rpg)
 C – Jason Collins (14.5 ppg, 7.8 rpg)
 G – Casey Jacobsen (18.1 ppg, 4.0 rpg)
 G – Michael McDonald (8.0 ppg, 2.8 rpg)

Date	Opponent	W-L	Score
N-18	San Francisco State	W	100-49
N-23	Old Dominion (1)	W	84-60
N-24	Memphis (1)	W	83-60
N-25	Georgia (1)	W	71-58
N-29	UC Riverside	W	84-41
D-2	at Long Beach State	W	86-63
D-18	Sacred Heart (2)	W	94-52
D-19	Georgia Tech (2)	W	80-66
D-21	No. 1/1 Duke (3)	W	84-83
D-29	Fordham (4)	W	86-60
D-30	Santa Clara (4)	W	78-63
J-4	* at Arizona State	W	94-77
J-8	* at Arizona	W	85-76
J-11	* Oregon State	W	73-49
J-13	* Oregon	W	100-76
J-18	* California	W	84-58
J-20	New Mexico	W	75-44
J-25	* at Washington	W	94-63
J-27	* at Washington State	W	72-61
F-1	* USC	W	77-71
F-3	* UCLA	L	73-79
F-8	* at Oregon	W	69-62
F-10	* at Oregon State	W	82-63
F-17	* at California	W	88-56
F-22	* Washington State	W	75-64
F-24	* Washington	W	99-79
M-1	* at USC	W	70-68
M-3	* at UCLA	W	85-79
M-8	* Arizona	L	75-76
M-10	* Arizona State	W	99-75
M-15	UNC Greensboro (6)	W	89-60
M-17	St. Joseph's (5)	W	90-83
M-22	Cincinnati (6)	W	78-65
M-24	Maryland (6)	L	73-87

- (1) Puerto Rico Shootout at San Juan, Puerto Rico
- (2) Stanford Invitational at Stanford, CA
- (3) Pete Newell Challenge at Oakland, CA
- (4) Cable Car Classic at Santa Clara, CA
- (5) NCAA Tournament at San Diego, CA
- (6) NCAA Tournament at Anaheim, CA

2001-02

Record: 20-10

Pac-10: 12-6 (T2nd)

(H: 10-3, A: 7-3, N: 3-4)

Starters:
 F – Justin Davis (4.6 ppg, 4.1 rpg)
 F – Teyo Johnson (5.8 ppg, 4.0 rpg)
 C – Curtis Borchardt (16.9 ppg, 11.4 rpg)
 G – Casey Jacobsen (21.9 ppg, 4.5 rpg)
 G – Julius Barnes (10.9 ppg, 2.3 rpg)
 G – Tony Giovacchini (3.8 ppg, 2.5 rpg)

Date	Opponent	W-L	Score
N-17	at New Mexico	W	81-66
N-20	Southern Utah	W	81-63
N-24	Purdue (1)	W	78-62
D-1	Texas (2)	L	75-83 (OT)
D-15	Long Beach State	W	94-77
D-18	Belmont (3)	W	97-63
D-19	Portland State (3)	W	87-63
D-22	BYU (4)	L	76-81
D-29	Michigan State (5)	W	75-64
J-4	* California	W	82-62
J-6	* at California	L	54-68
J-10	* at Oregon State	W	67-50
J-12	* at Oregon	L	79-87
J-17	* Washington State	W	83-50
J-19	* Washington	W	105-60
J-24	* at UCLA	W	86-76
J-26	* at USC	L	82-90
J-31	* Arizona State	W	90-81
F-2	* Arizona	L	82-88 (OT)
F-7	* Oregon	W	90-87 (OT)
F-9	* Oregon State	W	77-55
F-14	* at Washington	W	91-65
F-16	* at Washington State	W	76-63
F-21	* USC	L	58-77
F-23	* UCLA	L	92-95
F-28	* at Arizona	W	76-71
M-2	* at Arizona State	W	81-76
M-7	USC (6)	L	78-103
M-14	Western Kentucky (7)	W	84-68
M-16	Kansas (7)	L	63-86

- (1) John Wooden Tradition at Indianapolis, IN
- (2) Dell Classic 4 Kids at Chicago, IL
- (3) Stanford Invitational at Stanford, CA
- (4) Las Vegas Showdown at Las Vegas, NV
- (5) Pete Newell Challenge at Oakland, CA
- (6) Pac-10 Tournament at Los Angeles, CA
- (7) NCAA Tournament at St. Louis, MO

2002-03

Record: 24-9

Pac-10: 14-4 (2nd)

(H: 14-3, A: 7-3, N: 3-3)

Starters:
 F – Justin Davis (10.3 ppg, 7.8 rpg)
 F – Josh Childress (14.1 ppg, 8.1 rpg)
 C – Rob Little (8.8 ppg, 5.7 rpg)
 G – Matt Lottich (11.3 ppg, 2.9 rpg)
 G – Julius Barnes (16.0 ppg, 2.8 rpg)

Date	Opponent	W-L	Score
N-18	Boston University (1)	W	61-57
N-20	No. 11/11 Xavier (1)	W	63-62
N-24	Rice (1)	W	79-62
N-27	No. 8/7 Florida (2)	W	69-65
N-29	North Carolina (2)	L	57-74
D-14	Saint Mary's	W	76-58
D-16	Montana (3)	L	68-70
D-17	Richmond (3)	L	69-83
D-19	UC Irvine	W	84-57
D-21	UNLV (4)	W	77-66
D-28	Gonzaga (5)	W	81-71
D-30	Yale	W	79-56
J-4	* at California	L	59-72
J-9	* Oregon State	W	57-54
J-11	* No. 12/10 Oregon	W	81-57
J-16	* at Washington State	W	73-68 (OT)
J-18	* at Washington	L	68-73
J-23	* UCLA	W	52-51
J-25	* USC	W	80-72

J-30	* at No. 1/1 Arizona	W	82-77
F-1	* at Arizona State	W	58-57
F-6	* at No. -/23 Oregon	L	64-79
F-8	* at Oregon State	W	84-73
F-13	* Washington	W	78-69
F-15	* Washington State	W	72-54
F-20	* at USC	W	73-67
F-22	* at UCLA	W	93-84
F-27	* Arizona State	W	88-77
M-1	* No. 1/1 Arizona	L	69-72
M-8	* No. 22/20 California	W	72-60
M-13	USC (6)	L	74-79
M-20	San Diego (7)	W	77-69
M-22	No. 22/24 Connecticut (7)	L	74-85

- (1) Preseason NIT at Stanford, CA
- (2) Preseason NIT at New York, NY
- (3) Stanford Invitational at Stanford, CA
- (4) Las Vegas Shootout at Las Vegas, NV
- (5) Pete Newell Challenge at Oakland, CA
- (6) Pac-10 Tournament at Los Angeles, CA
- (7) NCAA Tournament at Spokane, WA

2003-04

Record: 30-2

Pac-10: 17-1 (1st)

(H: 14-0, A: 10-1, N: 6-1)

Starters:

- F – Justin Davis (10.9 ppg, 6.6 rpg) &
 F – Nick Robinson (6.1 ppg, 3.5 rpg)
 F – Josh Childress (15.7 ppg, 7.5 rpg)
 C – Rob Little (9.7 ppg, 5.5 rpg)
 G – Matt Lottich (12.3 ppg, 3.1 rpg, 3.5 apg)
 G – Chris Hernandez (10.0 ppg, 2.1 rpg, 4.3 apg)

Date	Opponent	W-L	Score
N-22	Sacramento State	W	77-59
N-25	at UC Irvine	W	72-59
N-30	at Rice	W	60-56
D-7	No. 1/1 Kansas (1)	W	64-58
D-13	UNLV	W	86-71
D-15	Florida International	W	77-50
D-20	No. 13/15 Gonzaga (2)	W	87-80
D-22	Southern Utah	W	67-37
D-28	Harvard	W	100-59
J-2	* Washington State	W	73-51
J-4	* Washington	W	85-72
J-8	* at Arizona State	W	63-62
J-10	* at No. 3/3 Arizona	W	82-72
J-17	* California	W	68-61
J-22	* UCLA	W	67-52
J-24	* USC	W	77-67
J-29	* at Oregon State	W	62-48
J-31	* at Oregon	W	83-80
F-5	* Arizona State	W	81-51
F-7	* No. 12/12 Arizona	W	80-77
F-14	* at California	W	69-58
F-19	* at USC	W	76-67
F-21	* at UCLA	W	73-60
F-26	* Oregon State	W	73-47
F-28	* Oregon	W	76-55
M-4	* at Washington State	W	63-61
M-6	* at Washington	L	62-75
M-11	Washington State (3)	W	68-47
M-12	Oregon (3)	W	70-63
M-13	Washington (3)	W	77-66
M-18	Texas-San Antonio (4)	W	71-45
M-20	Alabama (4)	L	67-70

- (1) John Wooden Classic at Anaheim, CA
- (2) Pete Newell Challenge at Oakland, CA
- (3) Pac-10 Tournament at Los Angeles, CA
- (4) NCAA Tournament at Seattle, WA



TRENT JOHNSON

2004-05

Record: 18-13

Pac-10: 11-7 (3rd)

(H: 10-2, A: 5-6, N: 3-5)

Starters:

- F – Matt Haryasz (12.5 ppg, 9.1 rpg)
 F – Nick Robinson (8.2 ppg, 4.6 rpg)
 C – Rob Little (9.0 ppg, 6.1 rpg)
 G – Dan Grunfeld (17.9 ppg, 5.5 rpg, 1.8 apg)
 G – Chris Hernandez (15.2 ppg, 2.1 rpg, 4.0 apg)
 G – Fred Washington (4.3 ppg, 2.0 rpg, 0.9 apg)

Date	Opponent	W-L	Score
N-19	San Francisco (1)	W	93-83
N-22	Tennessee (2)	L	57-69
N-23	BYU (2)	W	62-53
N-24	No. 14/13 Louisville (2)	L	67-82
N-28	Santa Clara	L	76-86
D-11	No. 20/16 Michigan State (3)	L	53-78
D-13	at Denver	W	56-52
D-18	UC Davis	W	72-62
D-22	Dartmouth	W	71-54
D-23	Montana	W	84-66
D-31	* at Washington State	L	51-60
J-2	* at No. 13/16 Washington	L	73-76
J-6	* Arizona State	L	69-81
J-8	* No. 13/13 Arizona	W	87-76
J-15	* at California	W	74-58
J-20	* at UCLA	W	75-64
J-22	* at USC	W	78-70
J-27	* Oregon State	W	69-65
J-29	* Oregon	W	88-69
F-3	* at Arizona State	L	67-74
F-5	* at No. 15/13 Arizona	L	72-90
F-12	* California	W	71-56
F-17	* USC	W	71-62
F-20	* UCLA	W	78-65
F-24	* at Oregon State	L	83-84
F-26	* at Oregon	W	58-56
M-3	* Washington State	L	48-59
M-5	* No. 10/10 Washington	W	77-67
M-10	Washington State (4)	W	60-58
M-11	No. 8/13 Washington (4)	L	63-66
M-18	Mississippi State (5)	L	70-93

- (1) Pete Newell Challenge at Oakland, CA
- (2) EA Sports Maui Invitational at Maui, HI
- (3) Spartan Clash at Auburn Hills, MI
- (4) Pac-10 Tournament at Los Angeles, CA
- (5) NCAA Tournament at Charlotte, NC

2005-06

Record: 16-14

Pac-10: 11-7 (T4th)

(H: 11-3, A: 4-9, N: 1-2)

Starters:

- F – Dan Grunfeld (12.0 ppg, 4.8 rpg)
 F – Taj Finger (4.8 ppg, 3.3 rpg)
 C – Matt Haryasz (16.2 ppg, 8.7 rpg)
 G – Chris Hernandez (14.0 ppg, 2.2 rpg, 3.3 apg)
 G – Mitch Johnson (3.4 ppg, 2.0 rpg, 3.3 apg)

Date	Opponent	W-L	Score
N-19	UC Irvine	L	63-79
N-23	San Francisco	W	71-56
N-28	Cal Poly	W	82-58
D-2	at Montana	L	69-88
D-4	at UC Davis	L	58-64
D-17	Virginia Tech (1)	L	52-59
D-19	Denver (1)	W	71-49
D-21	Princeton (2)	W	58-34
D-29	* at No. 11/11 UCLA	L	54-71
D-31	* at USC	L	71-82
J-5	* Oregon State	W	80-66

J-7	* Oregon	W	64-62
J-13	* California	W	75-61
J-19	* at Arizona	L	81-90 (OT)
J-21	* at Arizona State	W	70-64
J-26	* Washington State	W	69-59
J-29	* No. 10/9 Washington	W	76-67 (OT)
F-2	* at Oregon	W	57-56
F-4	* at Oregon State	W	71-64
F-9	* at California	L	62-65
F-11	* at No. 5/5 Gonzaga	L	76-80
F-16	* Arizona State	W	82-69
F-19	* Arizona	L	72-76
F-23	* at No. 17/19 Washington	L	57-75
F-25	* at Washington State	W	39-37
M-2	* USC	W	58-56
M-4	* No. 15/13 UCLA	L	54-75
M-9	Arizona (3)	L	68-73
M-14	Virginia (4)	W	65-49
M-17	at Missouri State (4)	L	67-76

- (1) Las Vegas Shootout at Las Vegas, NV
- (2) Pete Newell Challenge at Oakland, CA
- (3) Pac-10 Tournament at Los Angeles, CA
- (4) NIT at campus sites

2006-07

Record: 18-13

Pac-10: 10-8 (6th)

(H: 12-5, A: 5-6, N: 1-2)

Starters:

- F – Lawrence Hill (15.7 ppg, 6.0 rpg)
 F – Brook Lopez (12.6 ppg, 6.0 rpg)
 F – Fred Washington (8.2 ppg, 5.2 rpg)
 C – Robin Lopez (7.5 ppg, 5.5 rpg)
 G – Anthony Goods (12.8 ppg, 3.2 rpg)

Date	Opponent	W-L	Score
N-11	Siena	W	92-72
N-14	San Jose State (1)	W	73-52
N-15	Air Force (1)	L	45-79
N-17	Northwestern	W	58-53
N-25	Denver	W	82-39
N-28	UC Davis	W	84-72
D-3	Texas Tech (2)	W	70-59
D-16	Santa Clara	L	46-62
D-19	at Fresno State	W	69-67
D-28	* at Arizona State	W	71-60
D-30	* at No. 7/7 Arizona	L	75-89
J-3	* California	L	63-67
J-7	at Virginia	W	76-75
J-11	* Washington	W	78-77
J-13	* No. 22/23 Washington State	W	71-68 (OT)
J-18	* at No. 9/10 Oregon	L	59-66
J-20	* at Oregon State	W	67-56
J-25	* No 25/- USC	W	65-50
J-28	* No. 3/2 UCLA	W	75-68
J-31	Gonzaga	L	86-90 (2OT)
F-3	* at California	W	90-71
F-8	* at No. 14/14 Washington State	L	45-58
F-11	* at Washington	L	52-64
F-15	* Oregon State	W	70-55
F-17	* No. 15/17 Oregon	W	88-69
F-22	* at USC	L	65-69
F-24	* at No. 4/4 UCLA	L	61-75
M-1	* Arizona State	W	63-53
M-3	* Arizona	L	80-85 (OT)
M-8	USC (3)	L	79-83 (OT)
M-15	No. 16/16 Louisville (4)	L	58-78

- (1) OBE Classic at Stanford, CA
- (2) Pete Newell Challenge at San Jose, CA
- (3) Pac-10 Tournament at Los Angeles, CA
- (4) NCAA Tournament at Lexington, KY

2007-08

Record: 28-8

Pac-10: 13-5 (2nd)

(H: 16-1, A: 8-5, N: 4-2)

Starters:

- F – Brook Lopez (19.3 ppg, 8.2 rpg)
 F – Fred Washington (4.4 ppg, 4.1 rpg)
 C – Robin Lopez (10.2 ppg, 5.7 rpg)
 G – Anthony Goods (10.0 ppg, 2.1 rpg)
 G – Mitch Johnson (6.7 ppg, 5.2 apg)

Date	Opponent	W-L	Score
N-9	Harvard (1)	W	111-56
N-10	Northwestern State (1)	W	97-58
N-11	UC Santa Barbara (1)	W	67-48
N-15	at Northwestern	W	71-60
N-17	at Siena	L	67-79
N-20	Yale	W	72-61
N-24	Colorado State	W	73-53
N-27	Sacramento State	W	84-58
D-2	at Colorado	W	67-43
D-19	Santa Clara	W	74-48
D-22	at Texas Tech (2)	W	62-61
D-29	Fresno State	W	55-48
J-3	* No. 5/5 UCLA	L	67-76
J-5	* No. 22/- USC	W	52-46
J-10	* at Oregon State	W	66-46
J-13	* at Oregon	L	66-71
J-17	* Arizona	W	56-52
J-19	* No. 22/25 Arizona State	W	67-52
J-26	* at California	W	82-77
J-31	* at Washington	W	65-51
F-2	* at No. 9/9 Washington State	W	67-65 (OT)
F-7	* Oregon	W	72-43
F-9	* Oregon State	W	71-56
F-14	* at Arizona State	L	68-72 (OT)
F-16	* at Arizona	W	67-66
F-24	* California	W	79-69
F-28	* Washington	W	82-79
M-1	* No. 22/22 Washington State	W	60-53
M-6	* at No. 3/2 UCLA	L	67-77 (OT)
M-8	* at USC	L	64-77
M-13	Arizona (3)	W	75-64
M-14	No. 21/21 Washington State (3)	W	75-68
M-15	No. 3/2 UCLA (3)	L	64-67
M-20	Cornell (4)	W	77-53
M-22	No. 25/25 Marquette (4)	W	82-81 (OT)
M-28	No. 7/7 Texas (5)	L	62-82

- (1) Basketball Travelers Classic at Stanford, CA
- (2) Big 12/Pac-10 Hardwood Series at Dallas, TX
- (3) Pac-10 Tournament at Los Angeles, CA
- (4) NCAA Tournament at Anaheim, CA
- (5) NCAA Tournament at Houston, TX


**JOHNNY
DAWKINS**
2008-09
Record: 20-14
Pac-10: 6-12 (9th)
(H: 14-4, A: 5-9, N: 1-1)
Starters:

F – Lawrence Hill (13.6 ppg, 5.9 rpg)
 F – Landry Fields (12.6 ppg, 6.6 rpg)
 C – Josh Owens (6.9 ppg, 3.6 rpg)
 G – Anthony Goods (16.2 ppg, 3.3 rpg)
 G – Mitch Johnson (6.6 ppg, 3.8 apg)

Date	Opponent	W-L	Score
N-14	at Yale	W	75-67
N-18	Cal State Northridge	W	103-85
N-26	Air Force	W	76-57
N-29	Colorado (1)	W	76-62
D-14	at Colorado State	W	74-63
D-17	Northern Arizona	W	66-57
D-20	Northwestern	W	65-59
D-23	at Santa Clara	W	77-69
D-28	Texas Tech (1)	W	111-66
D-30	Hartford	W	69-55
J-2	* No. 17/14 Arizona State	L	60-90
J-4	* Arizona	W	76-60
J-8	* at Washington	L	83-84
J-10	* at Washington State	L	54-55
J-17	* No. 22/23 California	W	75-69
J-22	* Oregon	W	77-55
J-24	* Oregon State	L	62-77
J-29	* at USC	L	69-70
J-31	* at No. 17/16 UCLA	L	63-97
F-5	* Washington State	W	65-54
F-8	* No. 22/25 Washington	L	68-75
F-10	Cal State Bakersfield	W	85-50
F-14	* at California	L	75-82
F-19	* at Oregon State	L	54-66
F-21	* at Oregon	L	60-68
F-26	* No. 22/19 UCLA	L	71-76
F-28	* USC	W	75-63
M-5	* at No. 21/21 Arizona State	W	74-64
M-7	* at Arizona	L	87-101
M-11	Oregon State (2)	W	62-54
M-12	No. 13/10 Washington (2)	L	73-85
M-18	Boise State (3)	W	96-76
M-23	at Wichita State (3)	W	70-56
M-25	at Oregon State (3)	L	62-65 (OT)

(1) Big 12/Pac-10 Hardwood Series at Stanford, CA
 (2) Pac-10 Tournament at Los Angeles, CA
 (3) College Basketball Invitational (CBI) at campus sites

2009-10
Record: 14-18
Pac-10: 7-11 (T6th)
(H: 10-6, A: 2-10, N: 2-2)
Starters:

F – Landry Fields (22.0 ppg, 8.8 rpg)
 C – Jack Trotter (6.8 ppg, 4.5 rpg)
 G – Jarrett Mann (5.8 ppg, 3.4 rpg)
 G – Jeremy Green (16.6 ppg, 3.8 rpg)
 G – Drew Shiller (7.5 ppg, 2.8 apg)

Date	Opponent	W-L	Score
N-13	at San Diego	L	64-77
N-15	Cal Poly	W	70-53
N-18	Oral Roberts (1)	L	81-83
N-21	Florida A&M (1)	W	99-69
N-24	Virginia (1)	W	57-52
N-25	No. 5/5 Kentucky (1)	L	65-73 (OT)
N-29	Portland State	W	83-64
D-13	UC Davis	W	85-69
D-16	Oklahoma State (2)	L	70-71
D-19	at Northwestern	L	62-70
D-22	at No. 23/- Texas Tech	L	87-100
D-29	James Madison	W	80-76
J-2	* at California	L	66-92
J-6	* USC	W	54-53
J-9	* UCLA	W	70-59
J-14	* at Washington	L	61-94
J-16	* at Washington State	L	73-77
J-21	* Oregon State	W	59-35
J-23	* Oregon	W	84-69
J-28	* at Arizona	L	68-76
J-30	* at Arizona State	L	70-88
F-4	* at UCLA	L	73-77
F-6	* at USC	L	49-54
F-11	* Washington State	W	60-58
F-13	* Washington	L	61-78
F-18	* at Oregon	W	72-65
F-20	* at Oregon State	W	65-55
F-25	* Arizona State	L	60-68
F-27	* Arizona	L	69-71
M-6	* California	L	61-71
M-11	Arizona State (3)	W	70-61
M-12	Washington (3)	L	64-79

(1) Cancun Challenge at Cancun, Mexico
 First two games of tournament at campus sites
 (2) Big 12/Pac-10 Hardwood Series at Stanford, CA
 (3) Pac-10 Tournament at Los Angeles, CA

2010-11
Record: 15-16
Pac-10: 7-11 (T7th)
(H: 11-5, A: 3-8, N: 1-3)
Starters:

F – Dwight Powell (8.1 ppg, 5.2 rpg)
 F – Josh Owens (11.6 ppg, 6.5 rpg)
 C – Jack Trotter (3.2 ppg, 3.4 rpg)
 G – Anthony Brown (8.7 ppg, 3.2 rpg)
 G – Jarrett Mann (4.9 ppg, 4.2 rpg)
 G – Jeremy Green (16.7 ppg, 3.4 rpg)

Date	Opponent	W-L	Score
N-15	San Diego	W	64-48
N-18	Virginia	W	81-60
N-21	Arkansas-Pine Bluff	W	92-49
N-25	Murray State (1)	L	52-55
N-26	Tulsa (1)	L	53-65
N-28	DePaul (1)	W	81-74 (OT)
D-12	UC Riverside	W	55-48
D-15	North Carolina A&T	W	76-59
D-18	at Butler	L	50-83
D-21	at Oklahoma State (2)	L	68-79
D-28	Yale	W	60-44
J-2*	California	W	82-68

J-6	* at Arizona State	W	55-41
J-8	* at Arizona	L	67-57
J-13	* No. 17/18 Washington	W	58-56
J-15	* Washington State	L	58-61
J-20	* at USC	L	42-65
J-22	* at UCLA	L	57-68
J-27	* Oregon	L	59-67
J-29	* Oregon State	W	70-56
F-3	* No. 21/22 Arizona	L	69-78
F-5	* Arizona State	W	83-75
F-10	* at Washington State	W	75-62
F-12	* at Washington	L	76-87
F-17	* UCLA	L	65-69
F-19	* USC	L	53-69
F-24	* at Oregon State	L	80-87
F-26	* at Oregon	W	88-71
M-1	Seattle University	W	77-66
M-5	* at California	L	55-74
M-9	Oregon State (3)	L	67-69

(1) 76 Classic at Anaheim, CA

(2) Big 12/Pac-10 Hardwood Series at Stillwater, OK

(3) Pac-10 Tournament at Los Angeles, CA

2011-12
Record: 26-11
Pac-10: 10-8 (7th)
(H: 17-3, A: 5-6, N: 4-2)
Starters:

F – Josh Owens (11.6 ppg, 5.8 rpg)
 F – Andrew Zimmermann (4.0 ppg, 2.5 rpg)
 G – Anthony Brown (8.1 ppg, 4.0 rpg)
 G – Jarrett Mann (3.7 ppg, 2.9 rpg)
 G – Chasson Randle (13.8 ppg, 3.2 rpg)

Date	Opponent	W-L	Score
N-11	Central Arkansas	W	91-52
N-14	Fresno State (1)	W	75-59
N-15	Colorado State (1)	W	64-52
N-18	at UC Davis	W	70-49
N-23	Oklahoma State (2)	W	82-67
N-25	No. 5/5 Syracuse (2)	L	63-69
N-28	Pacific	W	79-37
D-1	at Seattle	W	72-49
D-4	NC State	W	76-72
D-17	San Diego	W	75-55
D-19	Bethune-Cookman	W	75-56
D-22	Butler	L	66-71
D-29	UCLA	W	60-59
D-31	USC	W	51-43
J-5	at Oregon	L	67-78
J-7	at Oregon State	W	103-101 (4OT)
J-12	Utah	W	68-65
J-14	Colorado	W	84-64
J-19	at Washington State	L	69-81
J-21	at Washington	L	63-76
J-29	at California	L	59-69
F-2	Arizona State	W	68-44
F-4	Arizona	L	43-56
F-9	at UCLA	L	61-72
F-12	at USC	W	59-47
F-16	Oregon State	W	87-82
F-19	Oregon	L	64-68
F-23	at Colorado	W	74-50
F-25	at Utah	L	57-58
M-4	California	W	75-70
M-7	Arizona State (3)	W	85-65
M-8	California (3)	L	71-77
M-13	Cleveland State (4)	W	76-65
M-19	Illinois State (4)	W	92-88 (OT)
M-21	Nevada (4)	W	84-56
M-27	Massachusetts (5)	W	74-64
M-29	Minnesota (5)	W	75-51

(1) Dick's Sporting Goods NIT Season Tip-Off at campus sites

(2) Dick's Sporting Goods NIT Season Tip-Off at New York, NY

(3) Pac-12 Tournament at Los Angeles, CA

(4) Postseason NIT at campus sites

(5) Postseason NIT at New York, NY

2012-13
Record: 19-15
Pac-12: 9-9 (T6th)
(H: 12-5, A: 5-7, N: 2-3)
Starters:

F – Dwight Powell (14.9 ppg, 8.4 rpg)
 F – Huestis, Josh (10.5 ppg, 9.0 rpg)
 F – Andy Brown (6.2 ppg, 2.8 rpg)
 G – Chasson Randle (13.6 ppg, 2.9 rpg)
 G – Aaron Bright (9.3 ppg, 1.3 rpg)

Date	Opponent	W-L	Score
N-9	at San Francisco (1)	W	74-62
N-12	Cal State Fullerton	W	81-68
N-15	Alcorn State (2)	W	69-51
N-18	Belmont	L	62-70
N-22	No. 13/14 Missouri (3)	L	70-78
N-23	Northern Iowa (3)	W	66-50
N-24	Minnesota (3)	L	63-66
N-28	Seattle	W	68-57
D-2	Denver	W	71-58
D-15	UC Davis	W	75-52
D-18	at No. 25/- NC State	L	79-88
D-21	at Northwestern	W	70-68
D-29	Lafayette	W	65-59
J-3	* at USC	L	69-71
J-5	* at UCLA	L	60-68
J-9	* Washington State	W	78-67
J-12	* Washington	L	60-65
J-19	* California	W	69-59
J-24	* at Colorado	L	54-75
J-27	* at Utah	W	87-56
J-30	* No. 10/12 Oregon	W	76-52
F-3	* Oregon State	W	81-73
F-6	* at No. 7/7 Arizona	L	66-73
F-9	* at Arizona State	W	62-59
F-14	* USC	L	64-65
F-16	* UCLA	L	80-88
F-21	* at Oregon State	W	82-72
F-23	* at No. 23/23 Oregon	L	66-77
F-27	* Colorado	L	63-65
M-3	* Utah	W	84-66
M-6	* at California	W	83-70
M-13	Arizona State (4)	L	88-89 (OT)
M-19	Stephen F. Austin (5)	W	58-57
M-23	at Alabama (5)	L	54-66

(1) at Oakland, CA

(2) Battle 4 Atlantias at campus sites

(3) Battle 4 Atlantias at Paradise Island, Bahamas

(4) Pac-12 Tournament at Las Vegas, NV

(5) Postseason NIT at campus sites

Records vs. Conference

(using current conference alignments)

ACC (15-25)		
Opponent	Overall	Postseason
Boston College	0-1	0-0
Duke	2-0	0-0
Georgia Tech	2-1	0-0
Maryland	0-3	0-1
Miami	1-1	0-0
North Carolina	0-10	0-1
NC State	1-1	0-0
Notre Dame	0-3	0-0
Pittsburgh	1-1	0-0
Syracuse	0-1	0-0
Virginia	7-1	0-1
Virginia Tech	0-2	0-0
Wake Forest	1-0	1-0
Totals	15-25	1-3

American Athletic (12-13)		
Opponent	Overall	Postseason
Central Florida	1-0	0-0
Cincinnati	1-2	1-0
Connecticut	0-4	0-1
Houston	1-2	1-0
Louisville	0-2	0-1
Memphis	1-0	0-0
Rutgers	1-1	0-0
SMU	2-0	0-0
Temple	5-2	0-0
Totals	12-13	2-2

America East (2-0)		
Opponent	Overall	Postseason
Hartford	1-0	0-0
New Hampshire	1-0	0-0
Totals	2-0	0-0

Atlantic-10 (16-8)		
Opponent	Overall	Postseason
Duquesne	1-0	0-0
Fordham	3-1	0-0
George Washington	2-1	0-0
LaSalle	1-2	0-0
Massachusetts	3-2	2-2
Rhode Island	3-0	1-0
Richmond	0-2	0-0
Saint Joseph's	1-0	1-0
Saint Louis	2-0	0-0
Totals	16-8	4-2

Atlantic Sun (1-1)		
Opponent	Overall	Postseason
Mercer	0-1	0-0
Stetson	1-0	0-0
Totals	1-1	0-0

Big East (12-15)		
Opponent	Overall	Postseason
Butler	1-2	0-0
Creighton	1-1	0-0
DePaul	2-1	0-0
Georgetown	0-1	0-0
Marquette	1-4	1-0
Providence	1-1	0-0
Seton Hall	4-3	0-0
St. John's	1-1	0-0
Villanova	0-1	0-0
Xavier	1-0	0-0
Totals	12-15	1-0

Big Sky (15-2)		
Opponent	Overall	Postseason
Montana	3-2	0-0
Montana State	2-0	0-0
Northern Arizona	1-0	0-0
Portland State	2-0	0-0
Sacramento State	4-0	0-0
Southern Utah	3-0	0-0
Totals	15-2	0-0

Big Ten (33-31)		
Opponent	Overall	Postseason
Illinois	2-4	0-0
Indiana	0-4	0-0
Iowa	3-5	0-0
Michigan	3-1	0-0
Michigan State	2-4	0-0
Minnesota	1-5	1-0
Nebraska	6-3	0-0
Northwestern	5-2	0-0
Ohio State	3-0	0-0
Purdue	2-0	1-0
Wisconsin	6-3	1-0
Totals	33-31	3-0

Big 12 (12-16)		
Opponent	Overall	Postseason
Baylor	2-0	0-0
Iowa State	1-0	0-0
Kansas	2-8	0-1
Kansas State	0-1	0-0
Oklahoma	2-1	2-0
Oklahoma State	1-2	0-0
Texas	1-2	0-1
Texas Tech	3-1	0-0
West Virginia	0-1	0-0
Totals	12-16	2-2

Big West (53-9)		
Opponent	Overall	Postseason
Cal Poly	5-1	0-0
Cal State Fullerton	1-0	0-0
Cal State Northridge	4-0	0-0
Hawai'i	8-3	0-1
Long Beach State	3-0	1-0
UC Davis	16-1	0-0
UC Irvine	5-1	0-0
UC Riverside	5-0	0-0
UC Santa Barbara	6-3	0-0
Totals	53-9	1-1

CAA (3-1)		
Opponent	Overall	Postseason
Charleston	1-1	1-0
James Madison	1-0	0-0
William & Mary	1-0	0-0
Totals	3-1	1-0

Conference USA (15-3)		
Opponent	Overall	Postseason
Charlotte	1-0	1-0
Florida International	1-0	0-0
Louisiana Tech	1-0	0-0
Old Dominion	1-0	0-0
Rice	8-0	2-0
Texas-San Antonio	1-0	1-0
Tulane	1-2	0-0
Tulsa	0-1	0-0
UAB	1-0	0-0
Totals	15-3	4-0

Horizon (4-0)		
Opponent	Overall	Postseason
Cleveland State	1-0	1-0
Valparaiso	3-0	0-0
Totals	4-0	1-0

Ivy League (30-8)		
Opponent	Overall	Postseason
Brown	2-0	0-0
Columbia	3-1	0-0
Cornell	3-1	1-0
Dartmouth	5-1	2-0
Harvard	9-0	0-0
Penn	0-2	0-0
Princeton	1-3	0-0
Yale	7-0	0-0
Totals	30-8	3-0

MAAC (7-2)		
Opponent	Overall	Postseason
Canisius	1-0	0-0
Manhattan	2-0	0-0
Rider	1-0	0-0
Siena	2-2	0-1
St. Peter's	1-0	0-0
Totals	7-2	0-1

MAC (3-2)		
Opponent	Overall	Postseason
Bowling Green	1-0	0-0
Miami (Ohio)	0-1	0-0
Ohio	0-1	0-0
Western Michigan	2-0	1-0
Totals	3-2	1-0

MEAC (5-0)		
Opponent	Overall	Postseason
Bethune-Cookman	1-0	0-0
Florida A&M	1-0	0-0
Howard	1-0	0-0
North Carolina A&T	1-0	0-0
South Carolina State	1-0	1-0
Totals	5-0	1-0

Missouri Valley (7-4)		
Opponent	Overall	Postseason
Bradley	2-3	1-0
Illinois State	1-0	1-0
Missouri State	1-1	0-1
Northern Iowa	1-0	0-0
Southern Illinois	1-0	1-0
Wichita State	1-0	1-0
Totals	7-4	4-1

Mountain West (96-39)		
Opponent	Overall	Postseason
Air Force	6-6	0-0
Boise State	1-0	1-0
Colorado State	7-2	0-0
Fresno State	9-1	0-0
Nevada	21-9	1-0
New Mexico	2-1	0-0
San Diego State	4-0	0-0
San Jose State	38-12	0-0
UNLV	2-1	0-0
Utah State	3-3	0-0
Wyoming	3-4	0-0
Totals	96-39	2-0

Northeast (3-0)		
Opponent	Overall	Postseason
Long Island	2-0	0-0
Sacred Heart	1-0	0-0
Totals	3-0	0-0

Ohio Valley (1-2)		
Opponent	Overall	Postseason
Belmont	1-1	0-0
Murray State	0-1	0-0
Totals	1-2	0-0

Pac-12 (715-758)		
Opponent	Overall	Postseason
Arizona	29-55	0-0
Arizona State	44-31	0-0
California	116-143	0-0
Colorado	9-5	2-0
Oregon	90-48	0-0
Oregon State	66-73	0-1
UCLA	91-138	0-0
USC	120-123	0-0
Utah	10-15	0-1
Washington	70-68	0-0
Washington State	70-59	0-0
Totals	715-758	2-2

Patriot League (15-0)		
Opponent	Overall	Postseason
American	3-0	0-0
Army	1-0	0-0
Boston University	1-0	0-0
Colgate	2-0	0-0
Lafayette	2-0	0-0
Lehigh	2-0	0-0
Loyola (Md.)	1-0	0-0
Navy	3-0	0-0
Totals	15-0	0-0

SEC (15-12)		
Opponent	Overall	Postseason
Alabama	0-3	0-3
Arkansas	1-0	0-0
Auburn	1-0	0-0
Florida	4-0	0-0
Georgia	2-0	0-0
Kentucky	0-3	0-1
LSU	2-2	0-0
Mississippi State	1-1	0-1
Missouri	0-1	0-0
South Carolina	1-0	0-0
Tennessee	0-2	0-0
Texas A&M	1-0	0-0
Vanderbilt	2-0	0-0
Totals	15-12	0-5

Southern (6-0)		
Opponent	Overall	Postseason
Davidson	1-0	0-0
Elon	1-0	0-0
Furman	2-0	0-0
UNC Greensboro	2-0	1-0
Totals	6-0	1-0

Southland (4-1)		
Opponent	Overall	Postseason
Central Arkansas	1-0	0-0
McNeese State	1-0	0-0
Northwestern State	1-0	0-0
Oral Roberts	0-1	0-0
Stephen F. Austin	1-0	1-0
Totals	4-1	1-0

SWAC (3-0)		
Opponent	Overall	Postseason
Alcorn State	2-0	1-0
Arkansas-Pine Bluff	1-0	0-0
Totals	3-0	1-0

Summit (8-2)		
Opponent	Overall	Postseason
Denver	8-2	0-0
Totals	8-2	0-0

Sun Belt (1-2)		
Opponent	Overall	Postseason
Arkansas State	0-1	0-1
Western Kentucky	1-1	1-0
Totals	1-2	1-1

WCC (182-77)		
Opponent	Overall	Postseason
BYU	2-4	0-0
Gonzaga	2-4	0-2
Loyola Marymount	5-0	0-0
Pacific	32-3	0-0
Portland	1-2	0-0
Saint Mary's	40-15	0-0
San Diego	5-2	1-0
San Francisco	45-21	0-0
Santa Clara	50-26	0-0
Totals	182-77	1-2

WAC (12-3)		
Opponent	Overall	Postseason
Idaho	6-3	0-0
Missouri-Kansas City	1-0	0-0
Seattle	5-0	0-0
Totals	12-3	0-0

Stanford Records vs. Opponents

Air Force (6-6)

1996-67	H	W	80-65
1967-68	A	L	53-55
1968-69	A	L	64-65
1969-70	H	W	90-69
1971-72	H	W	92-66
1973-74	A	L	58-75
1974-75	H	W	69-48
1976-77	A	L	62-69
1979-80	A	L	59-61
1980-81	H	W	58-52
2006-07	H	L	45-79
2008-09	H	W	76-57

Alabama (0-3)

1991-92	N	L	75-80
2003-04	N	L	67-70
2012-13	A	L	54-66

Alaska-Anchorage (3-0)

1977-78	H	W	109-98
1996-97	A	W	91-69
1996-97	H	W	105-70

Alcorn State (2-0)

1998-99	N	W	69-57
2012-13	H	W	69-51

American (3-0)

1992-93	H	W	57-56
1994-95	A	W	97-71
1995-96	H	W	80-52

Arizona (29-55)

1937-38	A	W	44-38
1941-42	A	W	56-26
1941-42	A	W	54-33
1954-55	A	W	66-56
1958-59	H	W	74-69
1965-66	A	L	54-94
1966-67	H	W	82-67
1968-69	N	L	64-75
1972-73	H	W	75-68
1974-75	A	L	67-80
1976-77	A	L	82-90
1978-79	A	L	64-74
1978-79	A	L	62-63
1979-80	H	W	99-80
1979-80	A	L	88-95
1980-81	H	L	81-91
1980-81	A	L	69-73
1981-82	A	L	54-61
1981-82	H	L	67-72
1982-83	H	W	86-69
1982-83	A	L	73-74
1983-84	A	W	74-66
1983-84	H	L	76-87
1984-85	H	W	55-51
1984-85	A	L	56-68
1985-86	A	L	69-77
1985-86	H	W	62-56
1986-87	A	L	70-77
1986-87	H	W	75-73
1987-88	A	L	65-90
1987-88	H	W	82-74
1987-88	A	L	83-97
1988-89	H	W	83-78
1988-89	A	L	52-72
1988-89	N	L	51-73
1989-90	A	L	61-68
1989-90	H	L	61-80
1989-90	N	L	61-85
1990-91	H	L	76-78
1990-91	A	L	51-89
1991-92	H	L	70-72
1991-92	A	L	83-89
1992-93	A	L	61-96
1992-93	H	L	80-94

1993-94	A	L	72-89
1993-94	H	L	60-77
1994-95	H	L	83-89 (OT)
1994-95	A	L	73-84
1995-96	H	W	80-71
1995-96	A	W	85-79
1996-97	A	L	75-76
1996-97	H	W	81-80
1997-98	H	L	75-93
1997-98	A	L	58-90
1998-99	A	L	76-78
1998-99	H	W	98-83
1999-00	H	L	65-68
1999-00	A	L	81-86
2000-01	A	W	85-76
2000-01	H	L	75-76
2001-02	H	L	82-88 (OT)
2001-02	A	W	76-71
2002-03	A	W	82-77
2002-03	H	L	69-72
2003-04	A	W	82-72
2003-04	N	W	80-77
2004-05	H	W	87-76
2004-05	A	L	72-90
2005-06	A	L	81-90
2005-06	H	L	72-76
2005-06	N	L	68-73
2006-07	A	L	79-85
2006-07	H	L	80-85 (OT)
2007-08	H	W	56-52
2007-08	A	W	67-66
2007-08	N	W	75-64
2008-09	H	W	76-60
2008-09	A	L	87-101
2009-10	A	L	68-76
2009-10	H	L	69-71
2010-11	A	L	57-67
2010-11	H	L	69-78
2011-12	H	L	43-56
2012-13	A	L	66-73

Biggest Win: 30 points (56-26), 1941-42
Biggest Loss: 40 points (54-94), 1965-66
Current Streak: 7, Arizona

Arizona State (44-31)

1957-58	H	W	78-71
1963-64	A	L	60-61
1965-66	A	L	71-82
1966-67	H	W	87-73
1978-79	A	L	68-80
1978-79	H	W	75-61
1979-80	H	L	64-70
1979-80	A	L	80-93
1980-81	H	L	66-84
1980-81	A	L	54-79
1981-82	A	L	58-66
1981-82	H	L	69-70
1982-83	H	W	86-80
1982-83	H	L	72-76 (2OT)
1983-84	A	W	64-58
1983-84	H	W	74-66
1984-85	H	L	74-89
1984-85	A	L	75-91
1985-86	A	W	66-59
1985-86	H	L	75-77 (OT)
1986-87	A	W	69-65
1986-87	H	W	97-92 (OT)
1987-88	A	L	80-104
1987-88	H	W	96-63
1988-89	H	W	94-65
1988-89	A	W	75-60
1989-90	A	L	53-64
1989-90	H	W	57-44
1990-91	H	L	47-58
1990-91	A	L	57-75
1991-92	H	W	86-73
1991-92	A	L	71-76
1992-93	A	L	87-109
1992-93	H	L	71-75

1993-94	A	L	67-78
1993-94	H	L	69-71
1994-95	H	W	91-75
1994-95	A	L	70-79
1995-96	H	W	83-70
1995-96	A	W	67-53
1996-97	A	W	81-65
1996-97	H	W	86-63
1997-98	H	L	87-90 (OT)
1997-98	A	W	86-73
1998-99	A	W	73-63
1998-99	H	W	87-77 (OT)
1999-00	H	W	86-67
1999-00	A	W	65-57
2000-01	A	W	94-77
2000-01	H	W	99-75
2001-02	H	W	90-81
2001-02	A	W	81-76
2002-03	A	W	58-57
2002-03	H	W	88-77
2003-04	A	W	63-62
2003-04	H	W	81-51
2004-05	H	L	69-81
2004-05	A	L	67-74
2005-06	A	W	70-64
2005-06	H	W	82-69
2006-07	A	W	71-60
2006-07	H	W	63-53
2007-08	H	W	67-52
2007-08	A	L	68-72 (OT)
2008-09	H	L	60-90
2008-09	A	W	74-64
2009-10	A	L	70-88
2009-10	H	L	60-68
2009-10	N	W	70-61
2010-11	A	W	55-41
2010-11	H	W	83-75
2011-12	H	W	68-44
2011-12	N	W	85-65
2012-13	A	W	62-59

2012-13 N L 88-89 (OT)
Biggest Win: 33 points (96-63), 1987-88
Biggest Loss: 30 points (90-60), 2008-09
Current Streak: 1, Arizona State

Arkansas (1-0)

1947-48	N	W	60-53
---------	---	---	-------

Arkansas-Pine Bluff (1-0)

2010-11	H	W	92-49
---------	---	---	-------

Arkansas State (0-1)

1987-88	H	L	59-60
---------	---	---	-------

Army (1-0)

1984-85	N	W	75-60
---------	---	---	-------

Auburn (1-0)

1999-00	N	W	67-58
---------	---	---	-------

Baltimore (1-0)

1939-40	A	W	45-43
---------	---	---	-------

Baylor (2-0)

1950-51	H	W	83-67
1987-88	N	W	69-56

Belmont (1-1)

2001-02	H	W	97-63
2012-13	H	L	62-70

Bethune-Cookman (1-0)

2011-12	H	W	75-56
---------	---	---	-------

Boise State (1-0)

2008-09	H	W	96-76
---------	---	---	-------



Landry Fields

Boston College (0-1)

1979-80 N L 89-97

Boston University (1-0)

2002-03 H W 61-57

Bowling Green (1-0)

1971-72 N W 90-82

Bradley (2-3)

1946-47 A L 51-56

1947-48 H L 46-47

1950-51 N L 58-61

1952-53 N W 87-73

1996-97 N W 66-58

Brown (2-0)

1982-83 H W 88-71

1987-88 H W 90-78

Butler (1-2)

1997-98 N W 99-86

2010-11 A L 50-83

2011-12 H L 66-71

BYU (2-4)

1968-69 H L 89-95

1968-69 H W 94-78

1970-71 A L 67-70

1970-71 A L 64-85

2001-02 N L 76-81

2004-05 N W 62-53

BYU-Hawaii (1-0)

1983-84 H W 98-89

California (116-143)

1913-14 H L 12-32

1913-14 H L 17-37

1914-15 H L 22-38

1914-15 H L 22-35

1915-16 H L 28-32

1915-16 A L 26-46

1916-17 A L 14-20

1916-17 H L 20-29

1917-18 H W 22-18

1917-18 A L 24-27

1917-18 H L 17-26

1918-19 A L 26-29

1918-19 H L 25-35

1919-20 H W 27-20

1919-20 A W 33-24

1920-21 A L 24-30

1920-21 H W 30-25

1920-21 N W 25-21

1921-22 H L 14-24

1921-22 N L 17-27

1922-23 A L 23-26

1922-23 H W 18-17

1922-23 A L 20-30

1922-23 H L 33-17

1923-24 H W 18-17

1923-24 A L 25-26

1923-24 H L 23-27

1923-24 A L 23-26

1924-25 H L 13-17

1924-25 A L 18-22 (OT)

1924-25 H W 16-15

1924-25 A L 16-17

1925-26 H L 17-18

1925-26 A L 16-24

1926-27 A L 24-32

1926-27 H L 19-29

1927-28 N L 25-31

1927-28 N L 12-29

1927-28 N L 17-28

1928-29 N L 23-41

1928-29 H L 17-19

1928-29 N L 18-27

1929-30 H L 30-36

1929-30 N L 31-38

1929-30 H L 25-41

1930-31 N W 37-32

1930-31 H L 34-37

1930-31 N L 32-46

1931-32 H L 19-25

1931-32 N L 16-33

1931-32 H L 18-29

1932-33 A L 22-37

1932-33 H L 18-28

1932-33 A L 23-41

1933-34 H L 34-43

1933-34 A L 25-42

1933-34 A W 34-20

1933-34 H L 15-43

1934-35 A L 45-31

1934-35 H L 31-37

1934-35 H W 34-38

1934-35 A L 43-50

1935-36 H L 41-38

1935-36 A L 35-39

1935-36 A L 30-63

1935-36 H W 40-26

1936-37 A W 51-35

1936-37 H W 50-37

1936-37 A W 36-32

1936-37 H L 31-44

1937-38 A L 44-47

1937-38 H W 62-33

1937-38 H W 41-39

1937-38 A W 63-42

1938-39 H L 29-45

1938-39 A L 25-43

1938-39 A W 39-35

1938-39 H L 32-43

1939-40 H W 55-32

1939-40 A L 36-38

1939-40 A W 35-33

1939-40 H L 27-31

1940-41 A W 35-31

1940-41 H W 49-42

1940-41 A L 29-40

1940-41 H W 49-36

1941-42 H W 51-35

1941-42 A W 38-36

1941-42 H W 59-49

1941-42 A W 32-30

1942-43 A L 32-33

1942-43 H W 36-34

1942-43 A W 53-45

1942-43 H W 48-43

1945-46 H L 36-47

1945-46 A L 28-47

1945-46 A L 31-42

1945-46 H L 37-53

1946-47 A L 46-47

1946-47 H L 36-48

1946-47 H L 40-46

1946-47 A L 46-88

1947-48 H L 34-40

1947-48 A L 46-50

1947-48 A L 38-45

1947-48 H W 45-49

1948-49 N L 54-56

1948-49 A W 66-65

1948-49 H W 55-48

1948-49 H W 56-53

1948-49 A W 55-46

1949-50 H L 55-60

1949-50 A W 50-47

1949-50 A W 58-46

1949-50 H L 55-64

1950-51 A L 41-73

1950-51 H W 64-60

1950-51 N W 75-57

1950-51 A W 57-56

1951-52 H W 81-74

1951-52 A L 63-72

1951-52 A L 52-66

1951-52 H W 70-65

1952-53 A L 54-68

1952-53 H W 76-60

1952-53 H L 62-82

1952-53 A L 63-97

1953-54 H L 68-83

1953-54 A L 50-56

1953-54 A L 80-98

1953-54 H W 80-70

1954-55 A W 59-57

1954-55 H W 75-67

1954-55 H W 90-84

1954-55 A W 77-68

1955-56 A W 66-63

1955-56 H W 70-68

1956-57 A L 45-59

1956-57 H L 64-67 (OT)

1957-58 A L 45-60

1957-58 H L 59-67

1958-59 H W 56-53

1958-59 A L 46-67

1959-60 H L 43-52

1959-60 A L 42-51

1959-60 H L 51-70

1960-61 H L 36-40

1960-61 A W 53-52

1960-61 H L 50-52

1960-61 A L 61-64

1961-62 H W 74-42

1961-62 A W 64-51

1961-62 H W 59-54

1962-63 A W 70-68 (2OT)

1962-63 H L 60-61

1962-63 A W 68-58

1963-64 A W 69-57

1963-64 H L 52-59

1963-64 H W 61-59 (OT)

1964-65 A W 86-79

1964-65 H W 72-59

1965-66 A W 63-59

1965-66 H L 73-88

1966-67 A W 83-67

1966-67 H L 58-83

1967-68 A L 81-88

1967-68 H W 64-51

1968-69 A L 65-73

1968-69 H W 83-79

1969-70 H W 73-71

1969-70 A L 83-100

1970-71 A L 74-99

1970-71 H L 84-100

1971-72 H W 93-86

1971-72 A L 70-84

1972-73 A W 73-68

1972-73 H W 70-66

1973-74 H W 71-53

1973-74 A L 68-71

1974-75 A L 46-60

1974-75 H L 73-78

1975-76 H L 85-89 (2OT)

1975-76 A W 73-65

1976-77 H W 85-66

1976-77 A L 91-101

1977-78 H L 68-84

1977-78 A W 86-85

1978-79 A W 73-50

1978-79 H W 54-49

1979-80 H L 69-77

1979-80 A W 75-74

1980-81 A L 56-58

1980-81 H W 81-72

1981-82 H L 78-87

1981-82 A L 59-78

1982-83 A L 61-75

1982-83 H L 64-66

1983-84 H L 64-66

1983-84 A W 62-51

1984-85 A L 72-87

1984-85 H L 41-43 (2OT)



1985-86	H	L	69-75
1985-86	A	L	53-81
1986-87	A	L	72-87
1986-87	H	W	88-80
1987-88	H	W	70-54
1987-88	A	W	71-61
1988-89	A	L	64-75
1988-89	H	W	97-71
1989-90	H	L	63-66
1989-90	A	W	79-58
1989-90	N	W	77-61
1990-91	H	W	90-72
1990-91	A	L	70-75
1991-92	H	W	76-61
1991-92	A	W	92-66
1992-93	A	L	66-83
1992-93	H	L	61-86
1993-94	H	W	88-79
1993-94	A	L	62-80
1994-95	A	W	78-73
1994-95	H	W	83-70
1995-96	H	W	93-79
1995-96	A	L*	69-85
1996-97	A	L	64-70
1996-97	H	W	73-63
1997-98	H	W	84-74
1997-98	A	W	74-72
1998-99	H	W	71-62
1998-99	A	W	57-55
1999-00	A	W	81-70
1999-00	H	W	101-50
2000-01	H	W	84-58
2000-01	A	W	88-56
2001-02	H	W	82-62
2001-02	A	L	54-68
2002-03	A	L	59-72
2002-03	H	W	72-60
2003-04	H	W	68-61
2003-04	A	W	69-58
2004-05	A	W	74-58
2004-05	H	W	71-56
2005-06	H	W	75-61
2005-06	A	L	62-65
2006-07	H	L	63-67
2006-07	A	W	90-71
2007-08	A	W	82-77
2007-08	H	W	79-69
2008-09	H	W	75-69
2008-09	A	L	75-82
2009-10	A	L	66-92
2009-10	H	L	61-71
2010-11	H	W	82-68
2010-11	A	L	55-74
2011-12	A	L	59-69
2011-12	H	W	75-70
2011-12	N	L	71-77
2012-13	H	W	69-59
2012-13	A	W	83-70

*game later forfeited by Cal

Biggest Win: 51 points (101-50), 1999-00

Biggest Loss: 40 points (48-88), 1946-47

Current Streak: 2, Stanford

Cal Poly (5-1)

1976-77	H	L	61-79
1977-78	H	W	82-71
1989-90	H	W	88-56
1994-95	H	W	94-52
2005-06	H	W	82-58
2009-10	H	W	70-53

Cal Poly Pomona (4-0)

1951-52	H	W	82-67
1975-76	H	W	63-61
1977-78	H	W	92-91 (OT)
1978-79	H	W	89-75

Cal State Bakersfield (2-0)

1999-00	H	W	72-31
2008-09	H	W	85-50

Cal State

Dominguez Hills (1-0)

1982-83	H	W	72-54
---------	---	---	-------

Cal State Fullerton (1-0)

2012-13	H	W	81-68
---------	---	---	-------

Cal State Northridge (4-0)

1976-77	H	W	86-67
1991-92	H	W	80-59
1993-94	H	W	89-58
2008-09	H	W	103-85

Canisius (1-0)

1936-37	A	W	39-29
---------	---	---	-------

Carleton (1-0)

1946-47	A	W	54-41
---------	---	---	-------

Centenary (1-0)

1956-57	A	W	73-67
---------	---	---	-------

Central Arkansas (1-0)

2011-12	H	W	91-52
---------	---	---	-------

Central Florida (1-0)

1990-91	N	W	70-61
---------	---	---	-------

Chaminade (3-1)

1983-84	A	W	60-55
1985-86	A	W	77-59
1987-88	A	W	93-82
1992-93	A	L	63-71

Charlotte (1-0)

1994-95	N	W	70-68
---------	---	---	-------

Chico State (0-1)

1982-83	H	L	78-82
---------	---	---	-------

Cincinnati (1-2)

1968-69	H	L	49-60
1969-70	A	L	76-80
2000-01	N	W	78-65

Cleveland State (1-0)

2011-12	H	W	76-65
---------	---	---	-------

Colgate (2-0)

1989-90	H	W	77-66
1994-95	H	W	82-70

College of Charleston (1-1)

1996-97	N	L	78-82
1997-98	N	W	67-57

Colorado (9-5)

1932-33	A	W	25-21
1932-33	A	L	24-29
1941-42	N	W	46-35
1950-51	N	W	62-60
1951-52	N	W	75-69
1957-58	A	L	58-61
1990-91	A	L	79-89
1991-92	H	W	71-58
2007-08	A	W	67-43
2008-09	H	W	76-62
2011-12	H	W	84-64
2011-12	A	W	74-50
2012-13	A	L	54-75
2012-13	H	L	63-65

Biggest Win: 24 points, 2x, last (74-50), 2011-12

Biggest Loss: 10 points (79-89), 1990-91

Current Streak: 2, Colorado

Colorado State (7-2)

1932-33	A	L	24-32
1972-73	A	L	72-77
1973-74	H	W	56-45
1976-77	A	W	83-76
1977-78	H	W	86-73
1988-89	H	W	63-49
2007-08	H	W	73-53
2008-09	A	W	74-63
2011-12	H	W	64-52

Columbia (3-1)

1939-40	N	W	55-31
1968-69	N	L	66-69
1970-71	H	W	85-76
1986-87	H	W	76-66

Connecticut (0-4)

1956-57	N	L	56-57
1997-98	A	L	56-76
1998-99	H	L	59-70
2002-03	N	L	74-85

Cornell (3-1)

1950-51	A	L	56-59
1988-89	H	W	90-45
1994-95	H	W	67-55
2007-08	N	W	77-53

Creighton (1-1)

1934-35	A	W	33-29
1934-35	A	L	26-31

Dartmouth (5-1)

1938-39	H	L	47-48
1939-40	A	W	55-29
1941-42	N	W	55-38
1955-56	N	W	56-55
1971-72	H	W	102-85
2004-05	H	W	71-54

Davidson (1-0)

1999-00	H	W	87-61
---------	---	---	-------

Denver (8-2)

1946-47	A	L	47-48
1957-58	A	W	77-70
1966-67	H	W	66-58
1967-68	A	W	84-82
1972-73	A	L	74-77
1973-74	H	W	108-82
2004-05	A	W	56-52
2005-06	H	W	71-49
2006-07	H	W	82-39
2012-13	H	W	71-58

DePaul (2-1)

1966-67	H	W	88-75
1992-93	H	L	67-76
2010-11	N	W	81-74 (OT)

Duke (2-0)

1999-00	N	W	80-79 (OT)
2000-01	N	W	84-83

Duquesne (1-0)

1937-38	N	W	92-27
---------	---	---	-------

Eastern Montana (1-0)

1983-84	H	W	80-69
---------	---	---	-------

Elon (1-0)

1998-99	H	W	82-58
---------	---	---	-------

Florida (4-0)

1974-75	H	W	80-70
1988-89	N	W	84-69
1990-91	H	W	86-74
2002-03	N	W	69-65

Florida A&M (1-0)

2009-10	H	W	99-69
---------	---	---	-------

Florida International (1-0)

2003-04	H	W	77-50
---------	---	---	-------

Fordham (3-1)

1960-61	H	W	59-44
1972-73	H	W	77-54
1985-86	N	L	66-69
2000-01	N	W	86-60

Fresno State (9-1)

1926-27	A	L	21-23
1927-28	H	W	25-20
1938-39	H	W	60-32
1946-47	H	W	44-34
1947-48	H	W	45-40
1948-49	H	W	46-26
1953-54	H	W	95-70
2006-07	A	W	69-67
2007-08	H	W	55-48
2011-12	H	W	75-59

Furman (2-0)

1981-82	H	W	78-74
1988-89	N	W	88-71

Georgetown (0-1)

1969-70	N	L	81-101
---------	---	---	--------

George Washington (2-1)

1985-86	H	W	87-72
1990-91	H	L	70-81
1998-99	A	W	70-56

Georgia (2-0)

1997-98	N	W	76-74
2000-01	N	W	71-58

Georgia Tech (2-1)

1986-87	N	L	65-67
1999-00	N	W	64-61 (OT)
2000-01	H	W	80-68

Gonzaga (2-4)

1993-94	H	L	76-80
1998-99	N	L	74-82
2002-03	N	W	81-71
2003-04	N	W	87-80
2005-06	A	L	76-80
2006-07	H	L	86-90

Hartford (1-0)

2008-09	H	W	69-55
---------	---	---	-------

Harvard (9-0)

1978-79	H	W	103-81
1981-82	H	W	93-70
1982-83	A	W	81-77
1983-84	H	W	79-66
1985-86	A	W	78-62
1987-88	H	W	97-60
1995-96	H	W	65-59
2003-04	H	W	100-59
2007-08	H</		

Hawaii Pacific (2-0)

1983-84	H	W	115-74
1983-84	A	W	89-78

Houston (1-2)

1971-72	H	L	67-87
1974-75	A	L	68-74
1990-91	H	W	93-86

Howard (1-0)

1992-93	H	W	71-46
---------	---	---	-------

Idaho (6-3)

1938-39	H	W	33-28
1955-56	H	W	77-60
1955-56	H	W	74-62
1956-57	A	L	57-60
1956-57	A	W	71-63
1957-58	A	L	58-67
1957-58	H	W	72-62
1958-59	A	L	31-36
1958-59	H	W	50-36

Illinois (2-4)

1942-43	A	L	26-38
1958-59	A	L	62-71
1959-60	N	L	62-74
1966-67	A	L	67-81
1967-68	H	W	74-72
1974-75	N	W	89-76

Illinois State (1-0)

2011-12	H	W	92-88 (OT)
---------	---	---	------------

Indiana (0-4)

1940-41	N	L	59-60
1960-61	N	L	50-58
1987-88	N	L	73-83
1988-89	A	L	73-84

Iowa (3-5)

1934-35	A	L	28-38
1954-55	A	L	46-73
1955-56	H	W	54-52
1966-67	A	L	74-77
1967-68	H	W	87-86
1978-79	N	L	68-83
1987-88	N	L	75-78
1999-00	N	W	72-58

Iowa State (1-0)

1951-52	N	W	103-102
---------	---	---	---------

James Madison (1-0)

2009-10	H	W	80-76
---------	---	---	-------

Kansas (2-8)

1932-33	A	L	20-38
1932-33	A	L	17-38
1932-33	A	L	28-34
1946-47	A	L	47-48
1963-64	H	W	69-64 (OT)
1967-68	A	L	54-72
1968-69	H	L	67-76
1989-90	N	L	62-83
2001-02	N	L	63-86
2003-04	H	W	64-58

Kansas State (0-1)

1965-66	A	L	65-73
---------	---	---	-------

Kentucky (0-3)

1973-74	A	L	77-78
1997-98	N	L	85-86 (OT)
2009-10	N	L	65-73 (OT)

Lafayette (2-0)

1982-83	H	W	80-54
2012-13	H	W	65-59

LaSalle (1-2)

1952-53	N	L	80-95
1973-74	N	L	66-67
1984-85	H	W	84-73

Lehigh (2-0)

1989-90	H	W	82-59
1997-98	H	W	95-42

Long Beach State (3-0)

1987-88	H	W	80-77
2000-01	N	W	86-63
2001-02	H	W	94-77

Long Island (2-0)

1936-37	H	W	45-31
1937-38	A	W	49-35

Louisiana Tech (1-0)

1989-90	H	W	62-59
---------	---	---	-------

Louisville (0-2)

2004-05	N	L	67-82
2006-07	N	L	58-78

Loyola (Md.) (1-0)

1991-92	H	W	98-56
---------	---	---	-------

Loyola Marymount (5-0)

1951-52	H	W	74-57
1952-53	N	W	67-57
1953-54	H	W	77-54
1981-82	H	W	79-75
1984-85	H	W	67-59

LSU (2-2)

1965-66	H	W	91-69
1974-75	H	W	92-80
1975-76	A	L	85-89
1992-92	N	L	63-72

Manhattan (2-0)

1993-94	N	W	73-60
1996-97	N	W	81-59

Marquette (1-4)

1934-35	A	L	26-39
1959-60	A	L	50-63
1980-81	A	L	58-69
1981-82	H	L	65-66
2007-08	N	W	82-81 (OT)

Maryland (0-3)

1985-86	N	L	65-67 (2OT)
1998-99	N	L	60-62
2000-01	N	L	73-87

Massachusetts (3-2)

1986-87	N	W	57-51
1990-91	N	W	73-71
1994-95	N	L	53-75
1995-96	N	L	74-79
2011-12	N	W	74-64

McNeese State (1-0)

1993-94	H	W	91-75
---------	---	---	-------

Memphis (1-0)

2000-01	N	W	83-60
---------	---	---	-------

Mercer (0-1)

1984-85	N	L	72-90
---------	---	---	-------

Miami (Fla.) (1-1)

1986-87	N	L	58-71
1988-89	H	W	93-59

Miami (Ohio) (0-1)

1975-76	N	L	72-90
---------	---	---	-------

Michigan (3-1)

1946-47	A	L	37-45
1948-49	N	W	53-51
1950-51	A	W	77-66
1959-60	N	W	59-52

Michigan State (2-4)

1934-35	A	L	18-25
1946-47	A	L	45-57
1960-61	N	W	81-80 (2OT)
1991-92	A	L	62-72
2001-02	N	W	75-64
2004-05	N	L	53-78

Minnesota (1-5)

1949-50	N	L	65-67
1958-59	A	L	61-72
1974-75	A	L	52-53 (OT)
1975-76	H	L	84-89
2011-12	N	W	75-51
2012-13	N	L	63-66

Mississippi State (1-1)

1999-00	N	W	76-56
2004-05	N	L	70-93

Missouri (0-1)

2012-13	N	L	70-78
---------	---	---	-------

Missouri-Kansas City (1-0)

1989-90	N	W	70-50
---------	---	---	-------

Missouri-St. Louis (1-0)

1984-85	H	W	86-72
---------	---	---	-------

Missouri State (1-1)

1998-99	H	W	76-51
2005-06	A	L	67-76

Montana (3-2)

1930-31	H	W	34-33
1988-89	A	W	79-63
2002-03	H	L	68-70
2004-05	H	W	84-66
2005-06	A	L	69-88

Montana State (2-0)

1936-37	A	W	68-28
1975-76	H	W	95-76

Murray State (0-1)

2010-11	N	L	52-55
---------	---	---	-------

Navy (3-0)

1972-73	N	W	67-61
1995-96	A	W	80-62
1996-97	H	W	85-68

NC State (1-1)

2011-12	H	W	76-72
2012-13	A	L	79-88

Nebraska (6-3)

1932-33	A	W	21-17
1934-35	A	W	35-30
1935-36	N	W	42-39
1938-39	H	W	56-47
1939-40	A	L	47-48
1940-41	N	W	57-46
1947-48	N	L	47-51
1961-62	H	W	72-59
1965-66	A	L	67-71

Nevada (21-9)

1913-14	H	W	25-24
1914-15	H	L	29-44
1915-16	N	L	23-42
1916-17	H	W	33-30
1917-18	H	W	30-20
1918-19	A	W	40-24

1919-20	H	L	19-25
1922-23	H	W	18-12
1922-23	H	W	17-10
1923-24	H	W	28-13
1923-24	H	W	30-10
1924-25	H	W	18-12
1924-25	H	W	26-23
1925-26	H	L	17-24
1925-26	H	L	16-21
1926-27	H	W	26-17
1926-27	H	W	27-10
1928-29	A	L	22-26
1928-29	A	W	23-16
1929-30	A	W	26-15
1929-30	A	W	33-24
1932-33	A	L	24-25
1945-46	A	L	30-47
1973-74	H	L	69-76
1974-75	A	W	90-70
1975-76	H	W	94-70
1976-77	A	W	88-83
1998-99	A	W	101-57
1999-00	H	W	68-39
2011-12	H	W	84-56

New Hampshire (1-0)

1999-00	H	W	119-60
---------	---	---	--------

New Mexico (2-1)

1974-75	A	L	63-78
2000-01	H	W	75-44
2001-02	A	W	81-66

North Carolina (0-10)

1967-68	N	L	78-87
1977-78	N	L	61-92
1983-84	H	L	75-88
1985-86	A	L	55-89
1988-89	A	L	76-87
1990-91	N	L	60-71
1995-96	N	L	63-87
1998-99	N	L	49-57
1999-00	N	L	53-60
2002-03	N	L	57-74



Lawrence Hill

North Carolina A&T (1-0)
2010-11 H W 76-59

Northern Arizona (1-0)
2008-09 H W 66-57

Northern Iowa (1-0)
2012-13 N W 66-50

Northwestern (5-2)
1962-63 H L 61-62
1968-69 H W 64-58
2006-07 H W 58-53
2007-08 A W 71-60
2008-09 H W 65-59
2009-10 A L 62-70
2012-13 A W 70-68

Northwestern State (1-0)
2007-08 H W 97-58

Notre Dame (0-3)
1934-35 A L 19-29
1991-92 A L 63-64
1992-93 H L 61-67

Ohio (0-1)
1992-93 H L 76-81

Ohio State (3-0)
1941-42 N W 60-45
1970-71 N W 78-74
1973-74 N W 68-53

Oklahoma (2-1)
1951-52 N L 71-77
1990-91 N W 78-72
1996-97 N W 80-67

Oklahoma City (0-1)
1966-67 A L 73-88

Oklahoma State (1-2)
2009-10 H L 70-71
2010-11 A L 68-79
2011-12 N W 82-67

Old Dominion (1-0)
2000-01 N W 84-60

Oral Roberts (0-1)
2009-10 H L 81-83

Oregon (90-48)
1919-20 H W 39-22
1919-20 H W 36-31
1919-20 A W 47-15
1919-20 A W 29-18
1921-22 A W 32-29
1921-22 A W 23-21
1921-22 H W 17-12
1921-22 H W 20-9
1937-38 N W 52-39
1937-38 H W 59-51
1938-39 H W 50-46
1947-48 N W 52-45
1948-49 N W 70-62
1949-50 A W 70-67
1949-50 A L 51-58
1952-53 A L 68-73
1952-53 A L 64-74
1953-54 H W 85-58
1955-56 H W 74-55
1955-56 H W 73-60
1956-57 A W 68-52
1956-57 A W 65-56
1957-58 A L 49-61
1957-58 H W 74-53
1958-59 A W 57-49

1958-59	H	W	64-56
1959-60	A	L	55-56 (OT)
1959-60	H	W	77-61
1960-61	A	W	67-60
1960-61	A	L	58-61
1961-62	H	W	79-54
1961-62	H	W	70-49
1962-63	A	W	63-44
1962-63	A	W	54-51
1963-64	H	W	59-51
1963-64	H	W	83-65
1964-65	A	W	74-56
1964-65	A	W	77-75
1964-65	H	W	73-62
1965-66	H	W	81-64
1965-66	A	L	57-66
1966-67	H	W	68-65
1966-67	A	W	71-58
1967-68	N	W	68-64
1967-68	A	W	79-73
1967-68	H	W	83-75
1968-69	A	L	72-74
1968-69	H	W	81-76
1969-70	H	L	73-87
1969-70	A	L	91-92
1970-71	A	L	72-82
1970-71	H	L	75-80
1971-72	H	W	82-78
1971-72	A	W	91-79
1972-73	A	L	56-62
1972-73	H	L	69-76
1973-74	H	L	47-48
1973-74	A	L	71-72
1974-75	A	L	83-84
1974-75	H	W	71-70
1975-76	A	L	59-72
1975-76	H	L	62-84
1976-77	A	L	48-73
1976-77	H	L	65-74
1977-78	A	L	64-74
1977-78	H	L	64-65
1978-79	A	L	55-68
1978-79	H	L	77-80
1979-80	H	L	73-77
1979-80	A	W	60-59
1980-81	A	W	82-76
1980-81	H	W	80-79
1981-82	H	W	97-88
1981-82	A	W	79-76
1982-83	A	W	80-74
1982-83	H	L	66-67
1983-84	H	L	78-79
1983-84	A	L	71-91
1984-85	H	L	54-61
1984-85	A	L	61-68
1985-86	H	L	69-83
1985-86	A	W	73-69 (OT)
1986-87	H	W	73-71
1986-87	A	L	55-68
1987-88	A	L	66-80
1987-88	H	W	84-61
1987-88	N	W	88-67
1988-89	H	W	75-53
1988-89	A	W	54-50
1989-90	H	W	58-56
1989-90	A	L	61-62
1990-91	A	L	77-81 (OT)
1990-91	H	W	86-75
1991-92	A	W	78-57
1991-92	H	W	70-47
1992-93	H	W	71-66
1992-93	A	L	73-84
1993-94	A	W	69-67
1993-94	H	W	84-76
1994-95	H	W	92-87
1994-95	A	L	80-89
1995-96	H	W	94-73
1995-96	A	L	62-64
1996-97	A	W	72-69 (OT)
1996-97	H	W	83-61
1997-98	A	W	89-67
1997-98	H	W	95-67
1998-99	H	W	77-59

1998-99	A	W	73-61
1999-00	A	W	86-71
1999-00	H	W	76-61
2000-01	H	W	100-76
2000-01	A	W	69-62
2001-02	A	L	79-87
2001-02	H	W	90-87 (OT)
2002-03	H	W	81-57
2002-03	A	L	64-79
2003-04	A	W	83-80
2003-04	H	W	76-55
2003-04	N	W	70-63
2004-05	H	W	88-69
2004-05	A	W	58-56
2005-06	H	W	64-62
2005-06	A	W	57-56
2006-07	A	L	59-66
2006-07	H	W	88-69
2007-08	A	L	66-71
2007-08	H	W	72-43
2008-09	H	W	77-55
2008-09	A	L	60-68
2009-10	H	W	84-69
2009-10	A	W	72-65
2010-11	H	L	59-67
2010-11	A	W	88-71
2011-12	A	L	67-78
2011-12	H	L	64-68
2012-13	H	W	76-52
2012-13	A	L	66-77

Biggest Win: 32 points (47-15), 1919-20
Biggest Loss: 25 points (48-73), 1977-78
Current Streak: 1, Oregon

Oregon State (66-73)

1915-16	H	L	10-28
1916-17	H	L	17-23
1916-17	H	L	13-19
1919-20	A	W	41-26
1919-20	A	W	34-15
1920-21	H	W	32-19
1920-21	H	W	33-25
1921-22	A	L	24-37
1921-22	A	L	14-25
1929-30	H	L	24-29
1931-32	H	W	45-26
1935-36	N	L	23-33
1941-42	N	W	41-28
1941-42	N	L	33-42
1941-42	N	W	40-35
1947-48	N	W	53-48
1952-53	N	L	46-58
1955-56	A	L	59-69
1955-56	A	W	75-50
1956-57	H	L	63-64
1956-57	H	W	60-58
1957-58	H	L	59-68
1957-58	A	W	69-57
1958-59	A	L	56-58
1958-59	H	W	71-54
1959-60	A	W	43-38
1959-60	H	L	40-45
1961-62	A	L	57-68
1961-62	A	L	49-55
1962-63	H	L	58-65
1962-63	H	W	96-69
1963-64	A	L	57-65
1963-64	A	L	57-65
1964-65	A	L	60-61
1964-65	A	W	51-48
1964-65	H	L	45-47
1965-66	N	L	46-62
1965-66	H	L	54-56
1965-66	A	L	57-63
1966-67	H	W	58-51
1966-67	A	L	51-54
1967-68	A	L	51-67
1967-68	H	W	70-67
1968-69	A	L	62-63
1968-69	H	W	70-61
1969-70	H	W	71-69
1969-70	A	L	59-80
1970-71	N	L	75-82



Anthony Goods

1970-71	A	L	70-88
1970-71	H	W	97-85
1971-72	H	L	64-68
1971-72	A	L	62-87
1972-73	A	L	68-74
1972-73	H	W	81-70
1973-74	H	L	53-56
1973-74	A	W	55-53
1974-75	A	W	71-63
1974-75	H	L	68-74
1975-76	A	L*	76-82
1975-76	H	L*	66-70
1976-77	A	L	61-71
1976-77	H	L	75-76
1977-78	A	L	47-48
1977-78	H	L	72-84
1978-79	A	L	48-73
1978-79	H	W	79-76
1979-80	H	L	16-18
1979-80	A	L	57-85
1980-81	A	L	62-76
1980-81	H	L	57-62
1981-82	H	L	38-81
1981-82	A	L	81-111
1982-83	A	L	53-62
1982-83	H	W	88-75
1983-84	H	L	59-64
1983-84	A	L	68-73
1984-85	H	L	73-83
1984-85	A	L	49-54
1985-86	A	W	56-52
1985-86	H	L	60-74
1986-87	H	L	66-70
1986-87	A	L	59-71
1987-88	A	W	78-65
1987-88	H	L	61-63
1988-89	H	W	87-59
1988-89	A	W	60-58
1989-90	H	L	76-77
1989-90	A	L	70-84
1990-91	A	L	66-73
1990-91	H	W	64-59
1991-92	A	W	67-64

1991-92	H	W	76-56
1992-93	H	L	66-77
1992-93	A	L	65-82
1993-94	A	W	71-67
1993-94	H	W	90-66
1994-95	H	W	95-82
1994-95	A	L	71-90
1995-96	H	W	84-51
1995-96	A	W	65-50
1996-97	A	L	77-86
1996-97	H	W	87-54
1997-98	A	W	68-48
1997-98	H	W	85-77
1998-99	H	W	72-56
1998-99	A	L	45-59
1999-00	A	W	73-45
1999-00	H	W	82-56
2000-01	H	W	73-49
2000-01	A	W	82-63
2001-02	A	W	67-50
2001-02	H	W	77-55
2002-03	H	W	57-54
2002-03	A	W	84-73
2003-04	A	W	62-48
2003-04	H	W	73-47
2004-05	H	W	69-65
2004-05	A	L	83-84
2005-06	H	W	80-66
2005-06	A	W	71-64
2006-07	A	W	67-56
2006-07	H	W	70-55
2007-08	A	W	66-46
2007-08	H	W	71-56
2008-09	H	L	62-77
2008-09	A	L	54-66
2008-09	N	W	62-54
2008-09	A	L	62-65 (OT)
2009-10	H	W	59-35
2009-10	A	W	65-55
2010-11	H	W	70-56
2010-11	A	L	80-87
2010-11	N	L	67-69
2011-12	A	W	103-101 (4OT)
2011-12	H	W	87-82
2012-13	H	W	81-73
2012-13	A	W	82-72

**later forfeited by OSU*
Biggest Win: 33 points (84-51, 87-54), 1995-96 & 1996-97
Biggest Loss: 43 points (38-81), 1981-82
Current Streak: 4, Stanford

Pacific (32-3)

1913-14	H	W	46-27
1914-15	H	W	36-34
1914-15	H	W	58-18
1915-16	N	W	47-22
1915-16	H	L	29-30
1916-17	N	W	44-20
1917-18	H	W	47-19
1918-19	N	W	37-11
1920-21	H	W	30-18
1921-22	H	W	30-21
1922-23	H	W	18-9
1923-24	H	W	38-9
1926-27	H	W	23-15
1927-28	H	L	18-29
1928-29	H	W	34-31
1929-30	H	W	55-23
1930-31	H	W	44-27
1933-34	A	L	21-22
1935-36	H	W	71-20
1938-39	H	W	52-30
1939-40	H	W	60-36
1941-42	H	W	42-32
1945-46	H	W	34-32
1946-47	H	W	68-38
1947-48	H	W	45-43
1948-49	H	W	49-47
1949-50	H	W	75-49
1951-52	H	W	86-76
1953-54	H	W	76-51

1957-58	H	W	77-61
1958-59	H	W	66-55
1984-85	H	W	66-53
1997-98	H	W	67-61
1998-99	A	W	71-58
2011-12	H	W	79-37

Penn (0-2)

1950-51	A	L	58-59
1981-82	H	L	63-71

Pittsburgh (1-1)

1931-32	H	L	11-22
1948-49	N	W	55-37

Portland (1-2)

1967-68	H	W	83-47
1979-80	H	L	59-66
1980-81	A	L	69-82

Portland State (2-0)

2001-02	H	W	87-63
2009-10	H	W	83-64

Princeton (1-3)

1967-68	N	L	66-67
1970-71	H	L	76-81
1971-72	A	L	85-88
2005-06	N	W	58-34

Providence (1-1)

1977-78	N	W	76-61
1979-80	A	L	46-58

Puget Sound (1-0)

1992-93	H	W	92-42
---------	---	---	-------

Purdue (2-0)

1997-98	N	W	67-59
2001-02	N	W	78-62

Rhode Island (3-0)

1977-78	H	W	76-74
1997-98	N	W	70-69
1997-98	N	W	79-77

Rice (8-0)

1941-42	N	W	53-47
1956-57	H	W	65-54
1979-80	H	W	78-51
1986-87	N	W	72-52
1991-92	H	W	68-64
1995-96	H	W	75-64
2002-03	H	W	79-62
2003-04	A	W	60-56

Richmond (0-2)

1985-86	H	L	53-57
2002-03	H	L	69-83

Rider (1-0)

1990-91	H	W	93-66
---------	---	---	-------

Rochester (1-0)

1969-70	A	W	114-78
---------	---	---	--------

Rutgers (1-1)

1939-40	A	W	71-43
1982-83	A	L	63-70

Sacramento State (4-0)

1992-93	H	W	68-33
1999-00	H	W	78-56
2003-04	H	W	77-59
2007-08	H	W	84-58

Sacred Heart (1-0)

2000-01	H	W	94-52
---------	---	---	-------

Saint Louis (2-0)

1961-62	H	W	71-61
1973-74	N	W	79-63

Saint Mary's (40-15)

1913-14	H	L	30-34
1915-16	A	L	23-45
1916-17	H	W	46-34
1917-18	A	L	28-51
1918-19	H	W	44-20
1920-21	H	W	53-9
1921-22	H	W	26-13
1922-23	H	W	35-13
1926-27	H	W	32-18
1928-29	H	W	35-33
1929-30	H	W	31-23
1930-31	H	W	45-24
1931-32	H	L	24-38
1932-33	H	W	22-18
1933-34	H	W	34-32
1934-35	H	W	41-30
1935-36	H	W	59-27
1936-37	H	W	50-23
1937-38	H	W	43-32
1938-39	H	L	47-51
1939-40	N	L	30-33
1940-41	H	W	51-35
1941-42	N	W	36-35
1942-43	H	L	43-54
1942-43	H	L	39-56
1942-43	N	L	42-45
1947-48	N	W	47-45
1948-49	N	W	64-59
1949-50	N	W	55-37
1951-52	N	W	74-65
1951-52	H	W	67-60
1952-53	N	W	66-65
1953-54	H	W	63-44
1954-55	H	W	92-71
1955-56	H	W	51-50
1956-57	H	W	65-54
1957-58	H	W	64-60
1958-59	N	L	45-63
1959-60	H	L	51-53
1960-61	H	L	41-48
1961-62	H	W	71-67
1962-63	H	W	81-72
1963-64	N	W	72-37
1972-73	H	W	74-65
1973-74	A	W	69-63
1975-76	H	W	87-71
1976-77	H	W	87-65
1977-78	A	W	62-61
1980-81	H	L	66-73
1981-82	A	L	86-90
1982-83	H	W	81-77
1984-85	A	L	56-61 (OT)
1986-87	H	W	57-43
1988-89	A	W	65-64
2002-03	H	W	76-58

St. John's (1-1)

1969-70	H	L	59-63
1998-99	A	W	55-53

St. Joseph's (1-0)

2000-01	N	W	90-83
---------	---	---	-------

St. Peter's (1-0)

1994-95	H	W	79-71
---------	---	---	-------

San Diego (5-2)

1980-81	H	L	70-79 (OT)
1996-97	A	W	72-70
1997-98	H	W	87-57
2002-03	N	W	77-69
2009-10	A	L	64-77
2010-11	H	W	64-48
2011-12	H	W	75-55

San Diego State (4-0)

1940-41	H	W	52-39
1978-79	A	W	85-84
1996-97	H	W	97-50
1997-98	A	W	63-42

San Francisco (45-21)

1913-14	H	W	22-20
1913-14	H	W	37-14
1915-16	H	W	31-18
1918-19	A	L	27-33
1919-20	H	W	43-35
1920-21	A	W	31-18
1921-22	H	L	24-31
1922-23	H	W	25-19
1927-28	H	W	30-24
1928-29	H	L	23-30
1929-30	H	W	34-24
1930-31	H	L	24-27
1931-32	H	L	15-23
1931-32	N	W	27-26
1932-33	H	L	25-30
1933-34	H	W	24-18
1934-35	A	W	48-33
1935-36	H	W	45-36
1936-37	N	W	51-34
1937-38	H	W	51-30
1938-39	H	W	38-20
1939-40	H	W	48-23
1940-41	H	W	45-30
1940-41	N	W	37-35
1941-42	N	W	43-35
1941-42	N	W	41-31
1941-42	N	W	33-29
1942-43	H	W	42-29
1942-43	H	L	33-39
1945-46	H	L	39-48
1945-46	H	W	33-27
1946-47	H	W	48-36
1947-48	H	W	46-42
1948-49	H	W	65-55
1949-50	H	L	39-54
1950-51	N	W	69-61
1951-52	N	W	52-49
1952-53	H	W	74-73
1957-58	A	W	50-49
1958-59	A	W	53-45
1959-60	H	W	55-49 (OT)
1960-61	A	L	31-37 (OT)
1961-62	H	W	73-56
1962-63	A	W	44-43
1964-65	A	L	50-77
1965-66	H	W	81-78 (OT)
1966-67	A	W	56-53
1967-68	H	L	60-66
1968-69	H	W	81-48
1969-70	A	L	64-73
1970-71	N	W	65-61
1971-72	A	L	67-76
1972-73	A	L	68-83
1973-74	H	W	63-61 (OT)
1974-75	A	L	82-87
1975-76	H	L	44-49
1976-77	A	L	59-73
1977-78	H	L	78-99
1978-79	A	L	77-87
1987-88	A	W	68-67
1989-90	H	W	74-53
1994-95	H	W	98-60
1995-96	A	L	58-59
2004-05	N	W	93-83
2005-06	H	W	71-56
2012-13	N	W	74-62

San Francisco State (4-0)

1935-36	H	
---------	---	--

1925-26	H	W	13-5
1927-28	A	W	23-13
1928-29	H	W	27-18
1928-29	H	L	23-24
1929-30	H	W	49-14
1930-31	H	W	27-22
1931-32	H	W	25-21
1933-34	A	W	35-28
1934-35	A	L	25-28
1935-36	A	W	53-29
1936-37	A	W	31-24
1937-38	A	W	45-38
1940-41	H	W	42-40
1941-42	H	W	57-38
1942-43	H	W	55-29
1945-46	H	W	46-31
1945-46	A	L	21-39
1946-47	H	W	45-33
1946-47	A	L	41-49
1947-48	H	W	54-50
1948-49	H	W	50-49
1949-50	H	W	43-41
1950-51	H	W	59-49
1951-52	H	W	71-66
1952-53	A	L	62-68
1953-54	H	W	60-58
1953-54	A	W	70-60
1954-55	H	W	80-69
1955-56	H	W	72-70
1956-57	A	L	55-59
1957-58	H	L	59-66
1958-59	H	W	57-40
1959-60	H	W	69-31
1963-64	H	W	56-50
1964-65	A	W	61-59
1965-66	H	L	57-58
1969-70	H	W	84-72
1971-72	H	W	65-59
1972-73	H	W	75-54
1977-78	H	W	81-80 (OT)
1978-79	A	L	76-79 (OT)
1979-80	H	L	66-67
1983-84	H	W	58-48
1986-87	A	L	63-72
1988-89	H	W	89-39
1992-93	A	L	52-56
1993-94	H	W	69-58
1994-95	H	W	68-52
2006-07	H	W	73-52

1945-46	H	L	35-55
1946-47	H	L	76-107
1946-47	H	W	56-39
1947-48	N	W	53-41
1948-49	N	W	49-47
1948-49	H	W	65-45
1949-50	N	W	66-60
1950-51	H	W	60-43
1950-51	N	L	55-65
1951-52	N	W	70-64
1952-53	N	L	71-81
1953-54	N	L	58-69
1954-55	N	W	72-67
1955-56	H	W	62-55
1956-57	H	L	61-77
1957-58	N	L	45-67
1958-59	N	W	55-49
1960-61	H	L	53-54
1961-62	A	W	45-41
1964-65	H	W	69-60
1965-66	A	W	76-73
1966-67	H	W	88-73
1969-70	H	L	60-72
1970-71	H	L	73-81
1971-72	H	L	68-79
1975-76	A	L	67-70
1976-77	H	W	87-84
1977-78	A	W	69-67
1978-79	H	W	85-73
1981-82	H	L	60-62
1983-84	A	L	69-73
1987-88	H	L	71-72
1989-90	A	W	66-51
1990-91	H	W	82-47
1991-92	A	W	75-59
1992-93	H	W	66-35
1993-94	A	W	82-70 (OT)
1997-98	N	W	69-60
1998-99	H	W	94-49
2000-01	A	W	78-63
2004-05	A	L	76-86
2006-07	H	L	46-62
2007-08	H	W	74-48
2008-09	A	W	77-69

Seattle (4-0)

1984-85	H	W	83-46
1985-86	H	W	105-54
2010-11	H	W	77-66
2011-12	A	W	72-49

Seattle Pacific (2-0)

1981-82	H	W	67-65
1987-88	H	W	83-78

Seton Hall (4-3)

1954-55	A	W	65-63
1978-79	H	W	86-80
1979-80	A	L	55-72
1985-86	H	L	75-76 (OT)
1993-94	A	L	69-75
1995-96	N	W	83-60
1996-97	A	W	83-81 (OT)

Siena (2-2)

1988-89	N	L	78-80
1991-92	N	W	94-72
2006-07	H	W	92-72
2007-08	A	L	67-79

SMU (2-0)

1963-64	A	W	80-70
1998-99	H	W	86-51

Sonoma State (1-0)

1982-83	H	W	73-42
---------	---	---	-------

South Carolina (1-0)

1995-96	N	W	82-70
---------	---	---	-------

South Carolina State (1-0)

1999-00	N	W	84-65
---------	---	---	-------

Southern Illinois (1-0)

1990-91	A	W	78-68
---------	---	---	-------

Southern Utah (3-0)

1991-92	H	W	89-71
2001-02	H	W	81-63
2003-04	H	W	67-37

Stephen F. Austin (1-0)

2012-13	H	W	58-57
---------	---	---	-------

Stetson (1-0)

1995-96	H	W	92-60
---------	---	---	-------

Syracuse (0-1)

2011-12	N	L	63-69
---------	---	---	-------

Temple (5-2)

1936-37	H	W	45-38
1937-38	N	L	31-35
1966-67	N	W	53-51
1970-71	H	W	73-64
1971-72	A	L	64-76
1982-83	H	W	77-70
1998-99	N	W	57-50

Tennessee (0-2)

1956-57	A	L	47-51
2004-05	N	L	57-69

Texas (1-2)

1962-63	H	W	72-46
2001-02	N	L	75-83 (OT)
2007-08	N	L	62-82

Texas A&M (1-0)

1949-50	N	W	55-49
---------	---	---	-------

Texas-San Antonio (1-0)

2003-04	N	W	71-45
---------	---	---	-------

Texas Tech (3-1)

2006-07	N	W	70-59
2007-08	A	W	62-61
2008-09	H	W	111-66
2009-10	A	L	87-100

Tulane (1-2)

1954-55	A	L	62-67
1956-57	A	L	53-64
1964-65	H	W	95-65



Curtis Borchardt

Tulsa (0-1)

2010-11	N	L	53-65
---------	---	---	-------

UAB (1-0)

1986-87	H	W	99-80
---------	---	---	-------

UC Davis (16-1)

1914-15	H	W	36-31
1917-18	H	W	18-9
1918-19	H	W	55-5
1919-20	H	W	38-21
1924-25	H	W	31-7
1936-37	H	W	41-16
1938-39	H	W	30-26
1975-76	H	W	91-76
1976-77	H	W	95-66
1980-81	H	W	68-62
1998-99	H	W	76-49
2004-05	H	W	72-62
2005-06	A	L	58-64
2006-07	H	W	84-72
2009-10	H	W	85-69
2011-12	A	W	70-49
2012-13	H	W	75-52

UC Irvine (5-1)

1980-81	H	W	98-84
1989-90	A	W	70-57
1990-91	H	W	117-87
2002-03	H	W	84-57
2003-04	A	W	72-59
2005-06	H	L	63-79

UCLA (91-138)

1924-25	H	W	23-17
1924-25	H	W	26-10
1925-26	H	L	15-28
1925-26	H	W	32-29
1926-27	H	L	17-21
1926-27	A	L	21-23
1927-28	H	L	22-29
1927-28	H	L	22-28
1927-28	A	W	34-27
1928-29	H	W	34-20
1928-29	A	W	34-26
1928-29	A	W	32-24
1929-30	A	L	30-63
1929-30	H	W	40-37
1929-30	H	L	15-20
1930-31	A	L	23-32
1930-31	A	L	26-28
1930-31	H	W	29-28
1931-32	H	W	25-22
1931-32	H	W	31-26
1931-32	A	L	31-35
1931-32	A	L	18-28
1932-33	H	L	36-44
1932-33	H	W	41-38
1932-33	A	W	40-38
1932-33	A	W	41-35
1933-34	A	W	45-26
1933-34	A	L	31-32
1933-34	H	W	31-28
1933-34	H	W	39-34
1934-35	A	L	27-34
1934-35	A	L	32-38
1934-35	H	W	33-28
1934-35	H	W	35-16
1935-36	H	W	44-30
1935-36	H	L	37-44
1935-36	A	W	45-32
1935-36	A	W	39-35
1936-37	H	W	63-40
1936-37	H	W	69-36
1936-37	A	W	42-40
1936-37	A	W	67-38
1937-38	A	W	69-33
1937-38	A	W	56-29
1937-38	H	W	53-51
1937-38	H	W	50-33
1938-39	H	W	56-44
1938-39	H	W	47-21

1938-39	A	W	38-32
1938-39	A	W	37-33
1939-40	H	W	53-38
1939-40	H	W	40-36
1939-40	A	W	51-42
1939-40	A	L	37-42
1940-41	A	W	54-44
1940-41	A	L	44-45
1940-41	H	W	49-44
1940-41	H	W	56-34
1941-42	H	W	54-43
1941-42	H	W	49-30
1941-42	A	W	42-30
1941-42	A	W	36-28
1942-43	A	L	57-60
1942-43	A	W	60-41
1945-46	H	L	18-35
1945-46	H	L	29-41
1945-46	H	L	26-39
1945-46	H	L	20-47
1946-47	A	W	38-33
1946-47	A	L	40-48
1946-47	H	L	39-56
1946-47	H	W	68-53
1947-48	A	L	47-55
1947-48	A	W	55-47
1947-48	A	W	66-47
1947-48	H	L	46-48
1948-49	N	W	55-47
1948-49	H	W	61-52
1948-49	A	L	48-59
1948-49	H	L	46-59
1948-49	A	L	50-56
1949-50	A	L	55-71
1949-50	H	L	45-59
1949-50	A	L	59-69
1949-50	H	L	57-62
1950-51	H	L	73-78
1950-51	H	W	74-71
1950-51	A	L	48-56
1950-51	A	L	67-90
1951-52	A	L	63-81
1951-52	A	W	73-71
1951-52	H	L	68-72
1951-52	H	W	77-68
1952-53	H	L	66-67
1952-53	H	L	71-74
1952-53	A	L	50-75
1952-53	A	L	58-66
1953-54	A	L	73-92
1953-54	A	L	58-77
1953-54	H	L	77-92
1953-54	H	L	80-88
1954-55	H	W	61-56
1954-55	H	L	75-91
1954-55	A	L	63-85
1954-55	A	L	59-72
1955-56	H	L	48-50
1955-56	H	L	72-81
1956-57	A	L	63-86
1956-57	A	L	61-79
1957-58	A	L	43-46
1957-58	H	W	57-50
1958-59	H	W	69-61
1958-59	A	L	51-64
1959-60	A	L	54-67
1959-60	H	L	52-58
1959-60	A	L	48-49
1960-61	H	W	79-65
1960-61	H	L	56-70
1960-61	A	L	55-69
1961-62	A	L	64-82
1961-62	A	L	65-75
1961-62	H	W	82-67
1962-63	H	W	86-78
1962-63	H	W	73-69 (OT)
1962-63	A	L	54-64
1962-63	A	L	45-51
1963-64	A	L	71-84
1963-64	A	L	61-80
1963-64	N	L	88-100
1964-65	A	L	66-80
1964-65	H	L	67-83



Josh Childress

1965-66	H	W	73-69
1965-66	A	L	58-70
1966-67	A	L	78-116
1966-67	H	L	47-75
1967-68	H	L	63-75
1967-68	A	L	61-100
1968-69	A	L	61-98
1968-69	H	L	60-81
1969-70	H	L	84-102
1969-70	A	L	90-120
1970-71	H	L	53-58
1970-71	A	L	72-107
1971-72	A	L	79-118
1971-72	H	L	73-102
1972-73	H	L	67-82
1972-73	A	L	45-51
1973-74	A	L	52-66
1973-74	H	L	60-62
1974-75	H	W	64-60
1974-75	A	L	59-93
1975-76	A	L	67-68
1975-76	H	L	74-120
1976-77	H	L	86-100
1976-77	A	L	83-114
1977-78	A	L	64-101
1977-78	H	L	63-79
1978-79	H	W	75-72
1978-79	A	L	71-99
1979-80	A	L	60-92
1979-80	H	L	62-75
1980-81	A	L	58-85
1980-81	H	W	74-72
1981-82	H	L	34-42
1981-82	A	L	53-79
1982-83	H	L	87-101
1982-83	A	L	86-99
1983-84	A	L	66-71

1983-84	H	W	75-64
1984-85	A	L	71-100
1984-85	H	L	66-72
1985-86	H	W	76-70
1985-86	A	L	74-95
1986-87	A	L	75-95
1986-87	H	L	62-93
1987-88	H	W	116-110 (2OT)
1987-88	A	L	69-91
1988-89	A	L	74-70
1988-89	H	W	84-75
1988-89	N	W	95-86
1989-90	H	W	87-79
1989-90	A	W	70-69
1990-91	A	W	89-82
1990-91	H	L	86-89
1991-92	H	L	77-83
1991-92	A	L	70-96
1992-93	A	L	76-84
1992-93	H	L	64-72
1993-94	H	L	65-69
1993-94	A	L	88-103
1994-95	A	L	74-77
1994-95	H	L	77-88
1995-96	A	L	56-64
1995-96	H	W	67-66
1996-97	H	W	109-61
1996-97	A	L	68-87
1997-98	H	W	93-80
1997-98	A	W	84-81
1998-99	A	W	72-59
1998-99	H	W	77-73
1999-00	A	W	78-63
1999-00	H	L	93-94 (OT)
2000-01	H	L	73-79
2000-01	A	W	85-79
2001-02	A	W	86-76

2001-02	H	L	92-95
2002-03	H	W	52-51
2002-03	A	W	93-84
2003-04	H	W	67-52
2003-04	A	W	73-60
2004-05	A	W	75-64
2004-05	H	W	78-65
2005-06	A	L	54-71
2005-06	H	L	54-75
2006-07	H	W	75-68
2006-07	A	L	61-75
2007-08	H	L	67-76
2007-08	A	L	67-77 (OT)
2007-08	N	L	64-67
2008-09	A	L	63-97
2008-09	H	L	71-76
2009-10	H	W	70-59
2009-10	A	L	73-77
2010-11	A	L	57-68
2010-11	H	L	65-69
2011-12	H	W	60-59
2011-12	A	L	61-72
2012-13	A	L	60-68
2012-13	H	L	80-88

Biggest Win: 48 points (109-61), 1996-97
Biggest Loss: 46 points (74-120), 1957-58
Current Streak: 3, UCLA

UC Riverside (5-0)

1982-83	H	W	84-71
1984-85	H	W	83-56
1993-94	H	W	69-64
2000-01	H	W	84-41
2010-11	H	W	55-48

UC San Diego (3-0)

1983-84	H	W	107-60
1984-85	H	W	87-48
1985-86	H	W	108-69

UC Santa Barbara (6-3)

1964-65	H	W	87-57
1964-65	A	L	84-85 (OT)
1969-70	H	L	62-67
1972-73	A	W	80-68
1977-78	A	L	76-77
1987-88	N	W	75-65
1997-98	H	W	95-62
1999-00	A	W	62-49
2007-08	H	W	67-48

UNC Greensboro (2-0)

1996-97	N	W	88-52
2000-01	N	W	89-60

UNLV (2-1)

1985-86	N	L	65-83
2002-03	A	W	77-66
2003-04	H	W	86-71

USC (120-123)

1916-17	A	W	43-28
1916-17	H	W	34-10
1920-21	H	W	34-14
1922-23	H	W	29-14
1922-23	H	W	23-12
1922-23	A	W	17-12
1922-23	A	W	24-21
1923-24	H	L	17-20
1923-24	H	W	25-19
1923-24	A	L	20-24
1923-24	A	W	31-26
1925-26	H	W	25-11
1925-26	A	W	24-21
1925-26	A	W	30-22
1926-27	A	W	28-27
1926-27	H	W	24-19
1926-27	H	W	35-26
1927-28	A	L	23-24
1927-28	A	L	25-29

1927-28	H	L	27-34
1928-29	A	W	33-26
1928-29	H	W	31-21
1928-29	H	W	28-25
1929-30	A	W	35-23
1929-30	A	L	18-36
1929-30	H	L	24-30
1930-31	H	L	24-27
1930-31	H	W	28-21
1930-31	A	L	22-33
1931-32	H	L	28-35
1931-32	H	L	24-28
1931-32	A	L	29-37
1931-32	A	L	19-32
1932-33	A	L	25-30
1932-33	A	L	36-38
1932-33	H	L	18-34
1932-33	H	L	28-36
1933-34	A	L	24-36
1933-34	A	W	35-31
1933-34	H	L	22-28
1933-34	H	L	22-33
1934-35	H	L	30-40
1934-35	H	W	38-36
1934-35	A	L	40-55
1934-35	A	L	29-39
1935-36	H	W	32-25
1935-36	H	W	51-47
1935-36	N	L	36-45
1935-36	N	W	46-42
1935-36	H	W	39-36
1935-36	N	W	43-42
1936-37	A	L	39-42
1936-37	A	W	61-49
1936-37	H	W	39-34
1936-37	H	W	47-38
1936-37	H	W	64-54
1937-38	H	L	48-49
1937-38	A	W	36-30
1937-38	A	W	48-35
1938-39	H	W	42-39
1938-39	H	L	32-45
1938-39	A	L	29-35
1938-39	A	L	31-53
1939-40	A	L	48-51
1939-40	A	L	37-53
1939-40	H	W	46-45
1939-40	H	L	32-39
1940-41	H	W	43-37
1940-41	H	W	39-34
1940-41	A	W	46-38
1940-41	A	W	43-36
1941-42	H	W	43-33
1941-42	H	L	23-27
1941-42	A	W	46-44
1941-42	A	W	47-43
1942-43	H	L	32-41
1942-43	A	L	49-67
1945-46	A	L	49-62
1945-46	A	L	32-43
1945-46	H	L	36-48
1945-46	H	L	40-55
1946-47	A	W	55-50
1946-47	A	L	48-52
1946-47	H	W	55-50
1946-47	H	W	50-48
1947-48	A	L	33-39
1947-48	H	L	44-48
1947-48	A	L	40-41
1947-48	H	L	34-36
1948-49	H	L	46-66
1948-49	A	L	44-45
1948-49	H	L	57-58
1948-49	A	L	51-60
1949-50	A	L	58-73
1949-50	H	L	45-59
1949-50	A	L	59-62
1949-50	H	W	60-57
1950-51	A	L	54-65
1950-51	A	L	45-72
1950-51	H	W	73-71
1950-51	H	L	65-68
1951-52	A	L	58-63

1951-52	A	L	64-75
1951-52	H	W	51-41
1951-52	H	W	73-65
1952-53	H	L	58-76
1952-53	H	L	63-72
1952-53	A	L	56-93
1952-53	A	W	76-74
1953-54	A	W	61-59
1953-54	A	L	69-71
1953-54	H	L	53-57
1953-54	H	W	72-67
1954-55	H	W	92-78
1954-55	H	W	76-70
1954-55	A	L	63-73
1954-55	A	L	56-71
1955-56	A	W	78-74
1955-56	A	L	58-74
1956-57	H	L	69-72
1956-57	H	L	73-86
1957-58	H	W	57-44
1957-58	A	W	69-61
1958-59	A	L	52-71
1958-59	H	W	85-74
1959-60	A	W	82-71 (OT)
1959-60	H	W	66-51
1959-60	H	L	53-59
1960-61	H	L	57-63
1960-61	A	L	61-79
1960-61	A	L	53-54
1961-62	A	W	67-56
1961-62	H	W	63-62
1961-62	H	W	68-66
1962-63	H	L	57-65
1962-63	H	L	57-61
1962-63	A	W	60-58
1962-63	A	L	61-67 (OT)
1963-64	H	L	74-75 (OT)
1963-64	H	W	62-46
1963-64	A	W	64-63
1964-65	H	L	59-74
1964-65	A	W	87-71
1965-66	H	W	73-64
1965-66	A	W	82-71
1966-67	A	W	67-58
1966-67	H	W	81-79
1967-68	A	L	64-90
1967-68	A	L	60-72
1968-69	A	W	66-56
1968-69	H	L	66-75
1969-70	H	L	69-71
1969-70	A	L	71-85
1970-71	H	L	51-71
1970-71	A	L	74-83
1971-72	A	L	63-65
1971-72	H	L	65-71
1972-73	H	L	67-83
1972-73	A	W	50-47
1973-74	A	L	57-64
1973-74	H	L	59-62
1974-75	H	W	67-66
1974-75	A	L	77-85
1975-76	A	W	86-75
1975-76	H	W	96-83
1976-77	H	W	68-64
1976-77	A	L	84-105
1977-78	A	L	74-76
1977-78	H	L	68-70
1978-79	H	L	66-67
1978-79	A	L	69-79
1979-80	A	L	68-69
1979-80	H	W	93-91 (OT)
1980-81	A	L	64-89
1980-81	H	L	67-74
1981-82	H	L	74-85
1981-82	A	L	59-74
1982-83	H	W	92-74
1982-83	A	L	76-90
1983-84	A	L	49-51 (OT)
1983-84	H	W	64-56
1984-85	A	W	60-54
1984-85	H	W	86-65
1985-86	A	W	61-59
1985-86	H	W	85-64



Josh Owens



Nick Robinson celebrates with fans after hitting a 35-foot shot at the buzzer of the Arizona game in 2004.

1986-87	A	W	64-58
1986-87	H	W	72-57
1987-88	H	W	88-62
1987-88	A	W	73-65
1988-89	A	W	68-52
1988-89	H	W	74-65
1988-89	N	W	66-61
1989-90	H	W	74-61
1989-90	A	L	61-72
1990-91	A	L	67-85
1990-91	H	W	92-76
1991-92	H	L	72-82
1991-92	A	L	72-73 (OT)
1992-93	A	L	55-63
1992-93	H	W	78-62
1993-94	H	W	76-67
1993-94	A	W	66-55
1994-95	A	W	85-82
1994-95	H	W	90-78
1995-96	A	L	80-84
1995-96	H	W	99-69
1996-97	H	W	85-70
1996-97	A	L	81-84
1997-98	H	W	99-62
1997-98	A	W	83-59
1998-99	A	W	72-55
1998-99	H	L	82-86 (OT)
1999-00	A	W	67-57
1999-00	H	W	111-68
2000-01	H	W	77-71
2000-01	A	W	70-68
2001-02	A	L	82-90
2001-02	H	L	58-77
2001-02	N	L	78-103
2002-03	H	W	80-72
2002-03	A	W	73-67
2002-03	N	L	74-79
2003-04	H	W	77-67
2003-04	A	W	76-67
2004-05	A	W	78-70
2004-05	H	W	71-62
2005-06	A	L	71-82

2005-06	H	W	58-56
2006-07	H	W	65-50
2006-07	A	L	65-69
2006-07	N	L	79-83 (OT)
2007-08	H	W	52-46
2007-08	A	L	64-77
2008-09	A	L	69-70
2008-09	H	W	75-63
2009-10	H	W	54-53
2009-10	A	L	49-54
2010-11	A	L	42-65
2010-11	H	L	53-69
2011-12	H	W	51-43
2011-12	A	W	59-47
2012-13	A	L	69-71
2012-13	H	L	64-65

Biggest Win: 43 points (111-68), 1999-00
Biggest Loss: 37 points (56-93), 1952-53
Current Streak: 2, USC

USIU (2-0)

1981-82	H	W	82-70
1983-84	H	W	89-82

Utah (10-15)

1932-33	A	L	30-38
1932-33	A	W	41-37
1933-34	N	L	24-48
1934-35	A	L	37-46
1934-35	A	W	58-38
1935-36	N	W	76-43
1945-46	N	L	15-53
1950-51	A	L	45-53
1957-58	A	L	49-65
1960-61	H	W	59-56
1962-63	H	W	81-50
1963-64	A	L	81-87
1966-67	H	L	87-100
1967-68	A	L	92-101
1968-69	H	W	79-70
1969-70	A	L	95-96
1970-71	H	L	91-99

1971-72	A	L	68-80
1972-73	H	W	86-71
1973-74	A	L	82-91
1996-97	N	L	77-82 (OT)
2011-12	H	W	68-65
2011-12	A	L	57-58
2012-13	A	W	87-56
2012-13	H	W	84-66

Biggest Win: 33 points (76-43), 1935-36
Biggest Loss: 38 points (15-53), 1945-46
Current Streak: 2, Stanford

Utah State (3-3)

1933-34	H	L	35-46
1935-36	N	W	73-34
1940-41	H	W	64-33
1965-66	N	W	93-79
1974-75	H	L	74-77
1976-77	A	L	84-103

Valparaiso (3-0)

1956-57	N	W	68-51
1971-72	N	W	80-66
1997-98	N	W	70-65

Vanderbilt (2-0)

1954-55	A	W	72-64
1988-89	A	W	89-68

Villanova (0-1)

1970-71	H	L	76-96
---------	---	---	-------

Virginia (7-1)

1991-92	H	W	74-60
1992-93	A	L	48-72
1993-94	H	W	84-72
1994-95	A	W	64-60
2005-06	H	W	65-49
2006-07	A	W	76-75
2009-10	N	W	57-52
2010-11	H	W	81-60

Virginia Tech (0-2)

1972-73	N	L	71-77
2005-06	N	L	52-59

Washington (70-68)

1915-16	H	L	19-35
1920-21	H	W	25-14
1920-21	H	W	30-22
1920-21	A	L	25-28
1920-21	A	L	16-17
1935-36	A	L	28-32
1935-36	A	L	38-49
1935-36	N	W	60-39
1935-36	H	W	48-38
1949-50	A	L	56-62
1953-54	A	W	66-51
1953-54	A	W	63-61
1955-56	H	W	72-55
1955-56	H	W	73-68
1955-56	A	L	42-57
1955-56	A	W	58-46
1956-57	H	W	70-63
1956-57	H	L	64-68
1957-58	H	L	54-60
1957-58	A	L	58-69
1958-59	H	W	51-49
1958-59	A	L	52-75
1959-60	H	W	58-55
1959-60	A	W	54-42
1960-61	H	W	61-58 (OT)
1960-61	H	L	49-51
1960-61	A	L	47-71
1961-62	H	W	64-59
1961-62	A	L	61-73
1961-62	A	L	49-65
1962-63	H	W	63-62 (2OT)
1962-63	H	W	57-48
1962-63	H	W	58-49
1962-63	A	L	48-49

1963-64	H	W	75-62
1963-64	H	W	64-46
1963-64	A	L	67-69
1964-65	H	W	80-68
1964-65	A	W	65-56
1965-66	A	W	83-78 (OT)
1965-66	H	W	75-73
1966-67	A	L	73-79
1966-67	H	L	82-85
1967-68	H	W	97-75
1967-68	A	L	80-91
1968-69	H	L	59-76
1968-69	A	L	45-68
1969-70	A	L	76-80
1969-70	H	L	71-78
1970-71	H	L	80-81
1970-71	A	L	69-72
1971-72	H	W	85-80
1971-72	A	L	78-90
1972-73	A	W	76-55
1972-73	H	W	76-66
1973-74	H	W	88-68
1973-74	A	L	70-84
1974-75	A	L	68-69
1974-75	H	L	68-69
1975-76	H	L	81-87
1975-76	A	L	59-80
1976-77	A	L	77-98
1976-77	H	W	74-69
1977-78	H	W	72-68
1977-78	A	W	81-74
1978-79	H	W	80-69
1978-79	A	L	63-84
1979-80	A	L	59-81
1979-80	N	W	79-78 (OT)
1980-81	H	L	57-65
1980-81	A	L	71-89
1981-82	A	L	70-75
1981-82	H	L	52-53
1982-83	A	L	65-84
1982-83	H	W	77-63
1983-84	H	W	78-74
1983-84	A	L	63-68
1984-85	A	L	69-78
1984-85	H	L	47-67
1985-86	H	L	69-70
1985-86	A	L	87-96
1986-87	H	W	82-77
1986-87	A	L	65-70
1986-87	N	L	71-86
1987-88	H	W	86-70
1987-88	A	L	82-84 (2OT)
1988-89	A	W	71-69
1988-89	H	W	82-74 (OT)
1989-90	A	L	59-71
1989-90	H	W	59-48
1990-91	H	W	87-55
1990-91	A	W	60-59
1991-92	A	W	64-58
1991-92	H	W	78-66
1992-93	H	L	67-68
1992-93	A	L	51-56
1993-94	H	W	67-65
1993-94	A	W	76-61
1994-95	A	W	65-51
1994-95	H	W	74-65
1995-96	A	L	71-74
1995-96	H	W	71-56
1996-97	H	W	78-67
1996-97	A	L	61-75
1997-98	A	W	74-72
1997-98	H	W	93-70
1998-99	H	W	67-60
1998-99	A	W	89-57
1999-00	H	W	92-62
1999-00	A	W	77-52
2000-01	A	W	94-63
2000-01	H	W	99-79
2001-02	H	W	105-60
2001-02	A	W	91-65
2002-03	A	L	68-73
2002-03	H	W	78-69
2003-04	H	W	85-72

2003-04	A	L	62-75
2003-04	N	W	77-66
2004-05	A	L	73-76
2004-05	H	W	77-67
2004-05	N	L	63-66
2005-06	H	W	76-67
2005-06	A	L	57-75
2006-07	H	W	78-77
2006-07	A	L	52-64
2007-08	A	W	65-51
2007-08	H	W	82-79
2008-09	A	L	83-84
2008-09	H	L	68-75
2008-09	N	L	73-85
2009-10	A	L	61-94
2009-10	H	L	61-78
2009-10	N	L	64-79
2010-11	H	W	58-56
2010-11	A	L	76-87
2011-12	A	L	63-76
2012-13	H	L	60-65

Biggest Win: 45 points (105-60), 2001-02
Biggest Loss: 33 points (61-94), 2009-10
Current Streak: 3, Washington

Washington State (70-59)

1916-17	H	L	18-36
1916-17	H	L	15-23
1919-20	H	W	30-29
1919-20	H	L	24-25
1920-21	A	W	42-37
1920-21	A	W	36-20
1921-22	H	L	16-21
1921-22	H	L	13-15
1936-37	A	W	31-28
1936-37	A	W	41-40
1940-41	A	L	43-46
1940-41	A	L	40-44
1955-56	A	W	81-76
1955-56	A	L	67-69
1956-57	H	W	60-51
1956-57	H	W	80-62
1957-58	A	L	51-64
1957-58	H	W	58-53
1958-59	A	W	59-40
1958-59	H	W	59-58
1959-60	H	W	57-44
1959-60	A	W	67-58 (OT)
1960-61	H	L	50-51
1960-61	A	L	63-83
1961-62	H	W	67-51
1963-64	A	W	80-69
1963-64	A	W	84-48
1963-64	H	W	81-55
1964-65	H	W	73-46
1964-65	A	L	58-59
1965-66	N	W	88-77
1965-66	A	L	58-61
1965-66	H	W	80-61
1966-67	A	L	58-82
1966-67	H	W	71-70 (OT)
1967-68	H	L	71-87
1967-68	A	L	75-87
1968-69	H	L	66-71
1968-69	A	L	68-69
1969-70	A	L	62-72
1969-70	H	L	62-85
1970-71	N	L	55-65
1970-71	H	W	77-70
1970-71	A	L	79-89
1971-72	H	W	76-54
1971-72	A	L	66-68
1972-73	A	L	49-61
1972-73	H	W	59-44
1973-74	H	W	65-51
1973-74	A	W	72-51
1974-75	A	W	71-58
1974-75	H	W	92-70
1975-76	H	L	60-62
1975-76	A	L	79-91
1976-77	A	L	68-80
1976-77	H	L	52-69
1977-78	H	L	59-62

1977-78	A	L	64-67
1978-79	H	L	52-72
1978-79	A	L	47-69
1979-80	A	L	74-102
1979-80	H	L	75-93
1980-81	H	W	62-60
1980-81	A	L	58-59
1981-82	A	L	58-63
1981-82	H	L	54-62
1982-83	A	L	63-67
1982-83	H	L	69-79
1983-84	H	W	68-65
1983-84	A	L	61-65
1984-85	A	L	59-71
1984-85	H	L	68-78
1985-86	H	W	84-67
1985-86	A	L	66-69S
1986-87	H	W	93-76
1986-87	A	L	64-74
1987-88	H	L	68-70 (OT)
1987-88	A	W	51-50
1988-89	A	W	85-43
1988-89	H	W	65-53
1989-90	A	W	69-49
1989-90	H	W	68-54
1990-91	H	W	94-63
1990-91	A	L	68-74
1991-92	A	L	59-67
1991-92	H	W	85-70
1992-93	H	L	59-64
1992-93	A	L	54-87
1993-94	H	W	75-64
1993-94	A	L	71-77
1994-95	A	L	63-77
1994-95	H	W	79-72
1995-96	A	W	78-67
1995-96	H	L	59-68
1996-97	H	W	81-61
1996-97	A	W	76-63
1997-98	A	W	82-72
1997-98	H	W	72-56
1998-99	H	W	94-45
1998-99	A	W	64-58
1999-00	H	W	63-38
1999-00	A	W	89-52
2000-01	A	W	72-61
2000-01	H	W	75-64
2001-02	H	W	83-50

2001-02	A	W	76-63
2002-03	A	W	73-68 (OT)
2002-03	H	W	72-54
2003-04	H	W	73-51
2003-04	A	W	63-61
2003-04	N	W	68-47
2004-05	A	L	51-60
2004-05	H	L	48-59
2004-05	N	W	60-58
2005-06	H	W	69-59
2005-06	A	W	39-37
2006-07	H	W	71-68 (OT)
2006-07	A	L	45-58
2007-08	A	W	67-65 (OT)
2007-08	H	W	60-53
2007-08	N	W	75-68
2008-09	A	L	54-55
2008-09	H	W	65-54
2009-10	A	L	73-77
2009-10	H	W	60-58
2010-11	H	L	58-61
2010-11	A	W	75-62
2011-12	A	L	69-81
2012-13	H	W	78-67

Biggest Win: 49 points (94-45), 1998-99
Biggest Loss: 33 points (54-87), 1992-93
Current Streak: 1, Stanford

Wake Forest (1-0)

1996-97	N	W	72-66
---------	---	---	-------

West Virginia (0-1)

1959-60	N	L	47-66
---------	---	---	-------

Western Kentucky (1-1)

1956-57	N	L	66-76
2001-02	N	W	84-68

Western Michigan (2-0)

1983-84	H	W	80-62
1997-98	N	W	83-65

Western Washington (1-0)

1986-87	H	W	83-61
---------	---	---	-------

Whittier (1-1)

1913-14	A	L	21-37
1914-15	H	W	46-12

Wichita State (1-0)

2008-09	A	W	70-56
---------	---	---	-------

William & Mary (1-0)

1987-88	H	W	87-64
---------	---	---	-------

Wisconsin (6-3)

1939-40	A	W	39-26
1955-56	H	W	65-53
1959-60	A	L	60-61
1974-75	A	W	86-67
1975-76	N	L	64-70
1976-77	H	W	70-66
1990-91	A	W	80-72
1993-94	A	L	73-80
1994-95	H	W	95-78

Wisconsin Superior (1-0)

1980-81	H	W	77-69
---------	---	---	-------

Wyoming (3-4)

1932-33	A	L	24-41
1962-63	H	W	81-62
1964-65	H	W	88-75
1968-69	A	L	73-87
1969-70	H	L	74-84
1979-80	H	W	54-52
1980-81	A	L	51-73

Xavier (1-0)

2002-03	H	W	63-62
---------	---	---	-------

Yale (7-0)

1948-49	N	W	78-62
1985-86	H	W	129-108
1990-91	H	W	69-51
2002-03	H	W	79-56
2007-08	H	W	72-61
2008-09	A	W	75-67
2010-11	H	W	60-44



Stanford in the Postseason

Stanford's Postseason History: 36-21 (24 appearances)

NCAA Tournament History: 21-15 (16 appearances)

1941-42

Stanford Seed: -

West Regional Semifinal – Kansas City, MO

Rice (-) W 53-47

West Regional Final – Kansas City, MO

Colorado (-) W 46-35

Championship Game – Kansas City, MO

Dartmouth (-) W 53-38

1988-89

Stanford Seed: (3)

First Round (East) – Greensboro, NC

Siena (14) L 80-78

1991-92

Stanford Seed: (12)

First Round (Southeast) – Cincinnati, OH

Alabama (5) L 80-75

1994-95

Stanford Seed: (10)

First Round (East) – Albany, NY

UNC Charlotte (7) W 70-68

Second Round (East) – Albany, NY

Massachusetts (2) L 75-53

1995-96

Stanford Seed: (9)

First Round (East) – Providence, RI

Bradley (8) W 66-58

Second Round (East) – Providence, RI

Massachusetts (1) L 79-74

1996-97

Stanford Seed: (6)

First Round (West) – Tucson, AZ

Oklahoma (11) W 80-67

Second Round (West) – Tucson, AZ

Wake Forest (3) W 72-66

Sweet 16 (West) – San Jose, CA

Utah (2) L 82-77 (OT)

1997-98

Stanford Seed: (3)

First Round (Midwest) – Chicago, IL

College of Charleston (14) W 67-57

Second Round (Midwest) – Chicago, IL

Western Michigan (11) W 83-65

Sweet 16 (Midwest) – St. Louis, MO

Purdue (2) W 67-59

Regional Final (Midwest) – St. Louis, MO

Rhode Island (8) W 79-77

Final Four – San Antonio, TX

Kentucky (2) L 86-85 (OT)

1998-99

Stanford Seed: (2)

First Round (West) – Seattle, WA

Alcorn State (15) W 69-57

Second Round (West) – Seattle, WA

Gonzaga (10) L 82-74

1999-00

Stanford Seed: (1)

First Round (South) – Birmingham, AL

South Carolina State (16) W 84-65

Second Round (South) – Birmingham, AL

North Carolina (8) L 60-53

2000-01

Stanford Seed: (1)

First Round (West) – San Diego, CA

UNC Greensboro (16) W 89-60

Second Round (West) – San Diego, CA

St. Joseph's (9) W 90-83

Sweet 16 (West) – Anaheim, CA

Cincinnati (5) W 78-65

Regional Final (West) – Anaheim, CA

Maryland (3) L 87-73

2001-02

Stanford Seed: (8)

First Round (Midwest) – St. Louis, MO

Western Kentucky (9) W 84-68

Second Round (Midwest) – St. Louis, MO

Kansas (1) L 86-63

2002-03

Stanford Seed: (4)

First Round (South) – Spokane, WA

San Diego (13) W 77-69

Second Round (South) – Spokane, WA

Connecticut (5) L 85-74

2003-04

Stanford Seed: (1)

First Round (West) – Seattle, WA

Texas San-Antonio (16) W 71-45

Second Round (West) – Seattle, WA

Alabama (8) L 70-67

2004-05

Stanford Seed: (8)

First Round (Austin Regional) – Charlotte, NC

Mississippi State (9) L 93-70

2006-07

Stanford Seed: (11)

First Round (San Antonio Regional) – Lexington, KY

Louisville (6) L 78-58

2007-08

Stanford Seed: (3)

First Round (Houston Regional) – Anaheim, CA


Cornell (14) W 77-53

Second Round (Houston Regional) – Anaheim, CA

Marquette (6) W 82-81 (OT)

Sweet 16 (South) – Houston, TX

Texas (2) L 82-62



NIT History:

13-5 (7 appearances)

1987-88**First Round – Stanford, CA**

Long Beach State W 80-77

Second Round – Stanford, CA

Arkansas State L 60-59

1989-90**First Round – Honolulu, HI**

Hawai'i L 69-57

1990-91**First Round – Stanford, CA**

Houston W 93-86

Second Round – Madison, WI

Wisconsin W 80-72

Third Round – Carbondale, IL

Southern Illinois W 78-68

Semifinal – New York, NY

Massachusetts W 73-71

Championship Game – New York, NY

Oklahoma W 78-72

1993-94**First Round – Stanford, CA**

Gonzaga L 80-76

2005-06**Preliminary Round – Stanford, CA**

Virginia W 65-49

First Round – Springfield, MO

Missouri State L 76-67

2011-12**First Round – Stanford, CA**

Cleveland State W 76-65

Second Round – Stanford, CA

Illinois State W 92-88 (OT)

Third Round – Stanford, CA

Nevada W 84-56

Semifinal – New York, NY

Massachusetts W 74-64

Championship Game – New York, NY

Minnesota W 75-51

2012-13**First Round – Stanford, CA**

Stephen F. Austin W 58-57

Second Round – Tuscaloosa, AL

Alabama L 66-54

CBI History:

2-1 (1 appearance)

2008-09**First Round (Midwest) – Stanford, CA**

Boise State W 96-76

Quarterfinals (Midwest) – Wichita, KS

Wichita State W 70-56

Semifinals (Midwest) – Corvallis, OR

Stanford in the Postseason

1941-42

The regular lineup for Stanford's 1942 NCAA championship team was (left to right): Bill Cowden, Howie Dallmar, Ed Voss, Jim Pollard, Don Burness and head coach Everett S. Dean.



1987-88

Stanford finished the season 21-12 and participated in the NIT, representing the program's first postseason appearance since capturing the 1942 NCAA championship.



1988-89

The Cardinal was ranked No. 12 in the nation, finished the season 26-7 and qualified for the NCAA Tournament. Three members of that team (Adam Keefe, Todd Lichti, Howard Wright) later played in the NBA, and a fourth player, Andrew Vlahov, played in the 1988, 1992, 1996 and 2000 Olympic Games for Australia.



1989-90

Stanford wrapped up an 18-12 campaign with an appearance in the NIT, falling at Hawai'i in the first round.



Notable Moment in Stanford History

Hank Luisetti Scores 50 points vs. Duquesne

On Jan. 1, 1938, Hank Luisetti set a school record with 50 points against Duquesne. The record remains the oldest in school history. Here is the box score from that game which was played in Cleveland, Ohio.



Stanford (92)				Duquesne (27)			
Player	Fg	Ft	Pts	Player	Fg	Ft	Pts
Luisetti	23	4	50	Wetzel	3	1	7
P. Zonne	7	1	15	Fortney	3	0	6
Stoefen	5	3	13	Yankitis	2	0	4
Burnett	3	0	6	Krelling	1	2	4
LaFaille	1	0	2	Adams	2	0	4
Huff	1	0	2	Cristofack	0	1	1
Calderwood	1	0	2	O'Malley	0	1	1
Lyon	0	2	2	Scarry	0	0	0
Lee	0	0	0	Neiderberger	0	0	0
B. Zonne	0	0	0	Totals	11	6	27
Rapp	0	0	0				
Heath	0	0	0				
Totals	41	10	92				


1990-91

Despite entering the postseason with four losses in its final five games, the Cardinal captured the NIT championship, defeating Oklahoma 78-72 in the championship game.



1991-92

Stanford returned to the NCAA Tournament and established 18 school records during an 18-11 campaign.




1993-94

The Cardinal participated in postseason play for the sixth time in the last seven years, reaching the NIT for the fourth time in school history.



1994-95

Stanford advanced to the NCAA Tournament and defeated UNC Charlotte in the first round, representing its first NCAA Tournament win since 1942.




1995-96

Ranked as high as No. 15 in the nation, Stanford defeated Bradley in its NCAA Tournament opener before losing 79-74 to then-No. 1 Massachusetts.




1996-97

For the first time in school history, Stanford reached the NCAA Tournament Sweet 16 with victories over Oklahoma and Wake Forest.




1997-98

One of the best teams in school history, a high national ranking, excellent team chemistry, talent and depth characterized the 1997-98 Stanford Cardinal. The Cardinal finished 30-5 and earned a trip to the NCAA Final Four.



1998-99

Stanford captured the Pac-10 championship, the school's first title since the 1962-63 campaign. The Cardinal advanced to the second round of the NCAA Tournament.



1999-00

The Cardinal claimed the Pac-10 championship for a second straight season and reached the second round of the NCAA Tournament.




2000-01

Stanford was crowned Pac-10 champions for the third straight season, earned a No. 1 seed in the NCAA Tournament and reached the NCAA West Regional final.




2001-02

Stanford finished tied for second place in the Pac-10 and advanced to the NCAA Tournament for the eighth straight year.




2002-03

The Cardinal closed out the year 14-4 to place second in the Pac-10 and advanced to the second round of the NCAA Tournament.




2003-04

Ranked No. 1 in the nation for four weeks, Stanford chalked up a 30-2 record and won the Pac-10 title with a school-record 17 conference wins.



2004-05

Stanford finished with an 18-13 overall record and a third-place finish in the Pac-10, ending the season with just nine healthy players while qualifying for the NCAA Tournament.



2005-06

The Cardinal finished with a 16-14 overall record and advanced to the postseason for the 13th straight year, making an appearance in the NIT.



2006-07

Stanford wrapped up the year with an 18-13 overall record and reached the NCAA Tournament for the first time since 2005.



2007-08

Stanford racked up 28 victories overall, a total that ranks third-best in school history. The Cardinal also reached the NCAA Tournament Sweet 16 for the first time since 2001.



2008-09

For the 20th time in school history, the Cardinal reached the 20-win plateau. Stanford secured a winning record for the 16th straight year and reached the semifinals of the second-year College Basketball Invitational (CBI).



2011-12

Stanford (26-11, 10-8 Pac-12) captured its third title in school history, closing out the year as 2012 Postseason NIT champions. The Cardinal performed its best at the end of the year, winning a school-record seven games during the month of March.



2012-13

Stanford finished 19-15 overall and earned an NIT berth. The Cardinal was eliminated by Alabama in the second round after defeating Stephen F. Austin at home.



Notable Moment in Stanford History

Evolution of a "SportsCenter Moment"



With time running out against upset-minded Arizona, and the score tied 77-77 in a nationally-televised game in 2004, the moment began: Nick Robinson grabbed a loose ball on defense.



Robinson only has time to get barely across half court. From 35-feet out, he launches a running shot as time expires ...



... for a game-winning three-pointer. The fans rush the court to congratulate Robinson and the Cardinal. The event is nominated as one of the "Moments" of the Year at ESPN's ESPY Awards.

Stanford in the National Rankings

Associated Press

- (1) December 20, 1999
December 27, 1999
January 3, 2000
February 21, 2000
February 28, 2000
January 8, 2001
January 15, 2001
January 22, 2001
January 29, 2001
February 19, 2001
February 26, 2001
March 5, 2001
February 16, 2004
February 23, 2004
March 1, 2004
March 15, 2004
- (2) December 13, 1999
January 24, 2000
January 31, 2000
February 7, 2000
February 14, 2000
March 6, 2000
December 25, 2000
January 1, 2001
February 5, 2001
February 12, 2001
March 12, 2001
January 19, 2004
January 26, 2004
February 2, 2004
February 9, 2004
March 8, 2004
- (3) Preseason, 1998-99
November 16, 1998
November 23, 1998
January 18, 1999
January 25, 1999
November 29, 1999
December 6, 1999
January 10, 2000
January 17, 2000
March 13, 2000
April 4, 2000
December 11, 2000
December 18, 2000
January 12, 2004
- (4) January 26, 1998
January 4, 1999
January 11, 1999
February 1, 1999
Preseason, 2000-01
November 26, 2000
December 4, 2000
January 5, 2004
- (5) January 19, 1998
November 30, 1998
November 12, 2000
November 19, 2000
December 29, 2003
- (6) December 7, 1998
December 14, 1998
December 21, 1998
February 8, 1999
February 22, 1999
February 28, 1999
December 22, 2003
- (7) January 29, 1963
December 29, 1997
January 5, 1998
January 12, 1998
February 15, 1999
February 11, 2008
March 3, 2008
- (8) February 12, 1963
December 22, 1997
February 23, 1998
March 7, 1999
February 25, 2008
- (9) December 25, 1962

- March 5, 1963
December 15, 1997
February 2, 1998
November 15, 1999
November 22, 1999
December 15, 2003
February 4, 2008
February 18, 2008
- (10) January 22, 1963
February 5, 1963
February 10, 1998
March 9, 1998
February 18, 2002
March 17, 2008
- (11) December 8, 1997
March 2, 1998
November 26, 2001
March 10, 2008
- (12) March 7, 1989
December 1, 1997
December 10, 2001
December 31, 2001
February 11, 2002
- (13) December 26, 1951
February 28, 1989
March 14, 1989
Preseason, 2001-02
December 17, 2001
December 8, 2003
Preseason, 2005-06
- (14) February 9, 1998
November 19, 2001
December 3, 2001
January 7, 2002
January 28, 2008
- (15) January 21, 1975
February 7, 1995
January 13, 1997
January 27, 1997
November 17, 1997
November 24, 1997
November 12, 2001
March 10, 2003
- (16) December 11, 1951
February 21, 1989
November 28, 1995
December 24, 2001
March 4, 2002
- (17) February 14, 1989
January 24, 1995
January 31, 1995
February 14, 1995
January 20, 1997
January 21, 2002
February 25, 2002
December 2, 2002
December 16, 2002
March 3, 2003
- (18) February 7, 1989
November 21, 1995
February 3, 1997
January 28, 2002
March 17, 2003
- (19) December 6, 1955
January 24, 1989
February 21, 1995
January 19, 2002
December 9, 2002
February 24, 2003
Preseason, 2003-04
- (20) January 17, 1989
January 31, 1989
January 20, 1992
February 28, 1995
February 13, 1996
November 18, 1996
December 30, 1996
February 17, 1997

On Dec. 20, 1999, Stanford was ranked No. 1 in the nation for the first time in school history, achieving the top spot in both national polls. In the Associated Press poll, the Cardinal generated 60 first place votes and 1,729 total points. In the ESPN/USA Today Poll, Stanford received 25 first place votes and earned 768 points.

Associated Press Poll

1. Stanford (60)	1,729
2. Connecticut (8)	1,635
3. Arizona (1)	1,606
4. Cincinnati (1)	1,534
5. Michigan State	1,476

ESPN/USA Today Poll

1. Stanford (25)	768
2. Arizona (6)	724
3. Connecticut	694
4. Cincinnati	687
5. Michigan State	638



- February 4, 2002
November 17, 2003
November 24, 2003
November 12, 2007
January 21, 2008
- (21) January 17, 1995
November 25, 1996
December 9, 1996
January 6, 1997
March 10, 1997
February 17, 2003
December 1, 2003
- (22) December 16, 1996
February 10, 1997
- (23) January 3, 1995
December 23, 1996
March 3, 1997
January 29, 2007
Preseason, 2007-08
January 7, 2008
- (24) December 5, 1995
January 9, 1996
February 20, 1996
December 2, 1996
March 11, 2002
February 10, 2003
December 31, 2007
- (25) February 6, 1996
February 27, 1996
February 24, 1997
February 3, 2003
February 5, 2007

- USA Today/ESPN**
- (1) December 20, 1999
December 27, 1999
January 3, 2000
February 21, 2000
February 28, 2000
January 8, 2001
January 15, 2001
January 22, 2001
January 29, 2001
February 19, 2001
February 26, 2001
March 5, 2001
February 16, 2004
February 23, 2004
March 1, 2004
March 15, 2004
 - (2) Preseason, 1998-99
November 16, 1998
November 23, 1998
December 13, 1999
January 24, 2000
January 31, 2000
February 7, 2000

- March 9, 1999
November 26, 2001
February 4, 2008
February 18, 2008
- (10) February 2, 1998
March 9, 1998
- (11) December 1, 1997
December 8, 1997
March 2, 1998
January 7, 2001
February 18, 2002
December 15, 2003
March 10, 2008
March 17, 2008
- (12) April 1, 1997
- (13) November 17, 1997
November 24, 1997
February 9, 1998
November 15, 1999
November 19, 2001
December 10, 2001
December 17, 2001
December 31, 2001
December 8, 2003
Preseason, 2005-06
- (14) February 7, 1995
November 24, 1996
December 3, 2001
January 21, 2002
February 11, 2002
March 10, 2003
January 28, 2008
- (15) November 28, 1995
January 27, 1997
Preseason, 2001-02
November 12, 2001
December 24, 2001
January 28, 2002
- (16) February 3, 1997
January 14, 2002
March 17, 2003
- (17) January 13, 1997
January 20, 1997
February 17, 2003
March 3, 2003
Preseason, 2003-04

- November 17, 2003
November 24, 2003
December 1, 2003
- (18) November 21, 1995
January 31, 1995
February 21, 1995
December 9, 1996
March 4, 2002
- (19) January 24, 1995
February 14, 1995
February 28, 1995
February 25, 2002
February 24, 2003
- (20) February 13, 1996
December 16, 1996
December 23, 1996
December 30, 1996
February 4, 2002
December 9, 2002
March 24, 2003
November 12, 2007
December 31, 2007
- (21) December 2, 1996
March 10, 1997
December 16, 2002
Preseason, 2007-08
January 21, 2008
- (22) January 6, 1997
February 10, 1997
February 17, 1997
March 3, 1997
December 2, 2002
December 24, 2007
- (23) December 5, 1995
January 17, 1995
February 20, 1996
March 11, 2002
January 7, 2008
- (24) February 24, 1997
February 10, 2003
- (25) Preseason, 2004-05
December 17, 2007

Stanford in The Final National Polls

1962-63 (16-9) 10 – United Press Int'l	1999-00 (27-4) 3 – Associated Press 5 – USA Today/ESPN
1988-89 (26-7) 12 – United Press Int'l 13 – Associated Press 21 – USA Today/CNN	2000-01 (31-3) 2 – Associated Press 5 – USA Today/ESPN
1994-95 (21-8) 25 – United Press Int'l	2001-02 (20-10) 24 – Associated Press
1996-97 (22-8) 12 – USA Today/CNN 21 – Associated Press	2002-03 (24-9) 18 – Associated Press 20 – USA Today/ESPN
1997-98 (30-5) 4 – USA Today/ESPN 10 – Associated Press	2003-04 (30-2) 1 – Associated Press 6 – USA Today/ESPN
1998-99 (26-7) 7 – Associated Press 9 – USA Today/ESPN	2007-08 (28-8) 10 – Associated Press 11 – USA Today/ESPN

Stanford and Weekly Polls

AP - Associated Press (media)
UPI - United Press Int'l
(coaches through 1991)
USA - USA Today/ESPN
(coaches beginning in 1991-92)

1948-49

Date	AP	UPI
Jan. 20	—	17
Jan. 25	—	11
Feb. 1	—	9
Feb. 8	—	10
Feb. 15	—	20

1951-52

Date	AP	UPI
Dec. 11	16	—
Dec. 26	13	13

1954-55

Date	AP	UPI
Dec. 6	—	16
Jan. 25	—	18
Feb. 8	—	20

1955-56

Date	AP	UPI
Dec. 6	19	—
Jan. 3	—	20
Jan. 17	—	17
Jan. 24	—	20
Feb. 7	—	20

1961-62

Date	AP	UPI
Jan. 16	—	16
Jan. 23	—	16
Feb. 6	—	19

1962-63

Date	AP	UPI
Dec. 4	—	11
Dec. 11	—	7
Dec. 18	—	8
Dec. 25	9	4
Jan. 1	—	17
Jan. 8	—	19
Jan. 15	—	16
Jan. 22	10	9
Jan. 29	7	7
Feb. 5	10	8
Feb. 10	10	10
Feb. 12	8	8
Feb. 19	—	7
Feb. 26	—	8
Mar. 5	9	9
Mar. 12	—	10

1963-64

Date	AP	UPI
Dec. 10	—	18
Jan. 7	—	16
Jan. 14	—	16

1974-75

Date	AP	UPI
Jan. 21	15	18

1988-89

Date	AP	UPI
Jan. 17	20	18
Jan. 24	19	18
Jan. 31	20	18
Feb. 7	18	18
Feb. 14	17	16
Feb. 21	16	17
Feb. 28	13	13
Mar. 7	12	12
Mar. 14	13	12

1989-90

Date	AP	UPI
Nov. 29	—	19

1991-92

Date	AP	USA/ESPN
Jan. 20	20	—

1994-95

Date	AP	USA/ESPN
Jan. 3	23	—
Jan. 17	21	23
Jan. 24	17	19
Jan. 31	17	18
Feb. 7	15	14
Feb. 14	17	19
Feb. 21	19	18
Feb. 28	20	19

1995-96

Date	AP	USA/ESPN
Nov. 21	18	18
Nov. 28	16	15
Dec. 5	24	23
Jan. 9	24	—
Feb. 6	25	—
Feb. 13	20	20
Feb. 20	24	23
Feb. 27	25	—

1996-97

Date	AP	USA/ESPN
Nov. 18	20	—
Nov. 25	21	14
Dec. 2	24	21
Dec. 9	21	18
Dec. 16	22	20
Dec. 23	23	20
Dec. 30	20	20
Jan. 6	21	22
Jan. 13	15	17
Jan. 20	17	17
Jan. 27	15	15
Feb. 3	18	16
Feb. 10	22	22
Feb. 17	20	22
Feb. 24	25	24
Mar. 3	23	22
Mar. 10	21	21
Apr. 1	—	12

1997-98

Date	AP	USA/ESPN
Nov. 17	15	13
Nov. 24	15	13
Dec. 1	12	11
Dec. 8	11	11
Dec. 15	9	9
Dec. 22	8	8
Dec. 29	7	8
Jan. 5	7	7
Jan. 12	7	7
Jan. 19	5	6
Jan. 26	4	5
Feb. 2	9	10
Feb. 9	14	13
Feb. 23	8	—
Mar. 2	11	11
Mar. 9	10	10
Mar. 31	10	4

1998-99

Date	AP	USA/ESPN
Preseason	3	2
Nov. 16	3	2
Nov. 23	3	2
Nov. 30	5	5
Dec. 7	6	7
Dec. 14	6	7
Dec. 21	6	7
Dec. 28	5	5
Jan. 4	4	4
Jan. 11	4	4
Jan. 18	3	3
Jan. 25	3	3
Feb. 1	4	4
Feb. 8	6	6
Feb. 15	7	8
Feb. 22	6	6
Feb. 28	6	6
Mar. 8	7	7
Mar. 31	7	9

1999-00

Date	AP	USA/ESPN
Nov. 15	9	13
Nov. 22	9	7
Nov. 29	3	3
Dec. 6	3	3
Dec. 13	2	2
Dec. 20	1	1
Dec. 27	1	1
Jan. 3	1	1
Jan. 10	3	3
Jan. 17	3	3
Jan. 24	2	2
Jan. 31	2	2
Feb. 7	2	2
Feb. 14	2	2
Feb. 21	1	1
Feb. 28	1	1
Mar. 6	2	3
Mar. 13	3	3
Apr. 4	3	5

2000-01

Date	AP	USA/ESPN
Preseason	4	4
Nov. 12	5	5
Nov. 19	5	5
Nov. 26	4	3
Dec. 4	4	3
Dec. 11	3	3
Dec. 18	3	3
Dec. 25	2	2
Jan. 1	2	2
Jan. 8	1	1
Jan. 15	1	1
Jan. 22	1	1
Jan. 29	1	1
Feb. 5	2	2
Feb. 12	2	2
Feb. 19	1	1
Feb. 26	1	1
Mar. 5	1	1
Mar. 12	2	2
Apr. 3	2	5

2001-02

Date	AP	USA/ESPN
Preseason	13	15
Nov. 12	15	15
Nov. 19	14	13
Nov. 26	11	9
Dec. 3	14	14
Dec. 10	12	13
Dec. 17	13	13
Dec. 24	16	15
Dec. 31	12	13
Jan. 7	14	11
Jan. 14	19	16
Jan. 21	17	14
Jan. 28	18	15
Feb. 4	20	20
Feb. 11	12	14
Feb. 18	10	11
Feb. 25	17	19
Mar. 4	16	18
Mar. 11	24	23

2002-03

Date	AP	USA/ESPN
Dec. 2	17	22
Dec. 9	19	29
Dec. 16	17	21
Feb. 3	25	—
Feb. 10	24	24
Feb. 17	21	21
Feb. 24	19	19
Mar. 3	17	17
Mar. 10	15	14
Mar. 17	18	16
Mar. 24	—	20

2003-04

Date	AP	USA/ESPN
Preseason	19	17
Nov. 17	20	17
Nov. 24	20	17
Dec. 1	21	17
Dec. 8	13	13
Dec. 15	9	11
Dec. 22	6	8
Dec. 29	5	7
Jan. 5	4	6
Jan. 12	3	4
Jan. 19	2	2
Jan. 26	2	2
Feb. 2	2	2
Feb. 9	2	2
Feb. 16	1	1
Feb. 23	1	1
Mar. 1	1	1
Mar. 8	2	2
Mar. 15	1	1
Final	1	6

2004-05

Date	AP	USA/ESPN
Preseason	—	25

2005-06

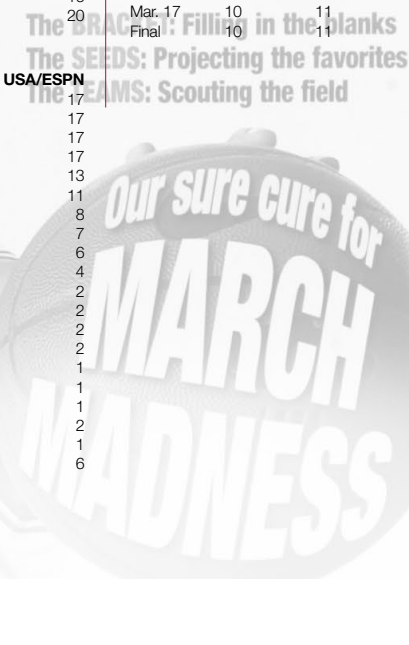

Date	AP	USA/ESPN
Preseason	13	13
Nov. 21	—	25

2006-07

Date	AP	USA/ESPN
Jan. 29	23	—
Feb. 5	25	—

2007-08

Date	AP	USA/ESPN
Preseason	23	21
Nov. 12	20	20
Dec. 17	—	25
Dec. 24	—	22
Dec. 31	24	20
Jan. 7	23	23
Jan. 21	20	21
Jan. 28	14	14
Feb. 4	9	9
Feb. 11	7	7
Feb. 18	9	9
Feb. 25	8	8
Mar. 3	7	7
Mar. 10	11	11
Mar. 17	10	11
Final	10	11



Stanford Basketball

AP - Associated Press, UP - United Press International, BA - Basketball America, BT - Basketball Times, BW - Basketball Weekly, FS - FoxSports.com, INS - International News Service, JW - John Wooden, NABC - National Association of Basketball Coaches, TSN - The Sporting News, CHI - College Hoops Insider, AR - Adolph F. Rupp, CHNT - CollegeHoops.net

First Team All-Americans:

Harlow Rothert, G	1929
Hank Luisetti, F	1936, 1937, 1938
Don Burness, F	1942
Jim Pollard, G	1942
Brevin Knight, G	1997 (TSN)
Mark Madsen, F	1999 (CHI)
Casey Jacobsen, G/F	2001 (AP, TSN, JW, USBWA)
Josh Childress, F	2004 (AP, SI, NABC, BT, JW, FS, AR)

Second Team All-Americans:

Art Stoefen, C	1938
Paul Neumann, G	1959
Tom Dose, C	1963, 1964
Todd Lichti, G	1989 (AP, UPI)
Adam Keefe, F	1992 (AP, BW)
Brevin Knight, G	1997 (AP, BW, JW, NABC)
Mark Madsen, F	2000 (NABC, JW)
Jarron Collins, F	2001 (JW)
Casey Jacobsen, G/F	2001 (ESPN.com, NABC, BT)
Casey Jacobsen, G/F	2002 (AP, USBWA)
Josh Childress, F	2004 (USBWA)
Brook Lopez, F	2008 (CHNT)

Third Team All-Americans:

George Yardley, F	1950
John Arrillaga, G	1960
Claude Terry, G	1972
Rich Kelley, C	1975
Adam Keefe, F	1992 (UPI, BT, NABC)
Brevin Knight, G	1997 (BT)
Mark Madsen, F	1999 (NABC), 2000 (AP)
Jason Collins, C	2001 (NABC)
Josh Childress, F	2004 (ESPN.com)
Brook Lopez, F	2008 (AP)

Honorable Mention

All-Americans:

George Selleck	1954 (UPI), 1956 (INS, UPI)
Keith Jones, G	1983 (AP), 1984 (AP)
John Revelli, F	1983 (TSN), 1984 (AP)
Todd Lichti, G	1988 (UPI)
Adam Keefe, C	1991 (AP)
Brevin Knight, G	1996 (AP, UPI, BW)
Arthur Lee, G	1999 (AP)
Mark Madsen, F	1999 (AP)
Jarron Collins, F	2001 (AP, TSN)
Jason Collins, C	2001 (AP)
Curtis Borchardt, C	2002 (AP, BA)

Academic

All-Americans:

First Team

Mark Madsen, Forward, 2000
Dan Grunfeld, Guard, 2006

Second Team

Kimberly Belton, Forward, 1980

Third Team

Kenny Ammann, Guard, 1990

Honorable Mention

Brian Welch, Forward, 1982
Novian Whitsitt, Guard, 1986



Harlow Rothert (1927-30)

Gained fame for Stanford when he was named the school's first All-American in 1929 ... only athlete in Stanford history to claim All-America honors in three major sports: basketball, football and track and field ... won nine letters in three sports overall ... became Stanford's first basketball All-American and was a two-time team captain ... in track, he was a world record holder in the shot put and won the NCAA title from 1928-30 ... silver medalist at the 1932 Olympic Games ... in 1978, Stanford named him one of the five greatest athletes in the university's history ... member of Stanford Hall of Fame.



Hank Luisetti (1935-38)

Revolutionized the game with his one-handed shot, scoring 1,291 points during an illustrious three-year career ... perhaps the greatest basketball player in school history, was a three-time consensus All-American and two-time College Player of the Year ... the first player to shoot one-handed and on the run, and the first to dribble and pass behind his back ... averaged 14.3 points per game as a sophomore, 15.2 as a junior and 19.4 as a senior ... led Stanford to three straight PCC championships from 1936-38 ... scored a school-record 50 points as Stanford defeated Duquesne 92-27 on Jan. 1, 1938 ... member of the Naismith Memorial Hall of Fame and the Citizens Savings (formerly Helms) Foundation Basketball Hall of Fame ... his No. 7 jersey is retired, the only player to have such an honor in Stanford basketball history ... while serving in the Navy in 1944, suffered from spinal meningitis and although he recovered, doctors told him he would never play basketball again ... member of Stanford Hall of Fame.


Career Statistics

Year	G	Pts.	Avg.
1935-36	29	416	14.3
1936-37	27	410	15.2
1937-38	24	465	19.4
Totals	80	1291	16.1




Art Stoefen (1935-38)

Gained second-team All-America honors following the 1937-38 season ... nicknamed "Storke", he was considered one of the great centers to play at Stanford ... during his senior season, was the team's third-leading scorer ... playing alongside fellow All-American Hank Luisetti, helped lead Stanford to a 68-11 record during his three seasons of varsity play ... reporters at the time noted he was the "giant" of the regulars at 6-4.5 and repeatedly called upon to battle players considerably bigger, in both height and weight ... member of Stanford Hall of Fame.



Don Burness (1941-42)

1942 first-team All-American ... member of the 1942 NCAA championship team, playing forward and serving as co-captain ... joined Jim Pollard as Stanford's most recent first-team All-Americans before Brevin Knight earned the same recognition in 1997 ... also competed during the 1941 campaign, leading Stanford to a 49-9 record during his career ... All-Pacific Coast Conference selection during the 1940-41 campaign ... member of Stanford Hall of Fame.




Don Burness



Jim Pollard (1942)

Despite not playing in the 1942 NCAA Tournament championship game because of the flu, was still the tournament's leading scorer with 43 points ... member of the National Basketball Hall of Fame ... 1942 first-team All-American ... scored a tournament-high 26 points in Stanford's 53-47 opening-round NCAA Tournament victory over Rice on Mar. 20, 1942 ... poured in 17 points the following night in a 46-35 victory over Colorado ... led Stanford in scoring during the 1941-42 season at 10.5

points per game in 23 contests ... joined the NCAA championship team after being a member of the 1940-41 freshman squad ... later played professional basketball with the Minneapolis Lakers from 1947-55, where he averaged 13.1 points per game and was a four-time NBA All-Star ... nicknamed "The Kangaroo Kid" because of his extraordinary leaping ability, when it was reported that he could touch the top of the backboard and dunk from the foul line ... member of Stanford Hall of Fame.



George Yardley (1947-50)

Member of the Basketball Hall of Fame ... third-team All-American during his senior season in 1950 ... as a senior, led Cardinal in scoring with 423 points, averaging 16.9 points per game ... was a walk-on and never did receive a scholarship ... played three years of AAU basketball with Stewart Chevrolet and at the Los Alamitos Naval Air Base ... enjoyed a highly-productive NBA career, earning All-Star honors six times while playing for three different clubs ... NBA's top scorer during the 1957-58 season (27.8 points per game) and was the first player in league history

to top 2,000 points in one season ... first NBA rookie to stage a contract holdout. After rejecting a \$6,000 offer by the Ft. Wayne Pistons, he eventually signed once the Pistons upped the offer to \$9,600 (more than double the average rookie salary) and tossed in a \$1,500 signing bonus in 1953 ... member of Stanford Hall of Fame.




George Selleck (1953-56)

Two-time honorable mention All-American, earning recognition by United Press International (UPI) in 1954 and 1956, along with International News Service (INS) in 1956 ... played in 71 career games during three seasons (1953-56) ... team captain and leading scorer with 16.0 points per game during his senior season ... named an All-PCC selection during his senior season ... averaged 13.8 points and 4.2 rebounds per game during his career ... member of Stanford Hall of Fame.

Career Statistics

Year	G	FG-FGA	Pct.	FT-FTA	Pct.	Reb/Avg.	Pts.	Avg.
1953-54	23	112-302	.371	124-158	.785	94/3.8	348	15.1
1954-55	24	89-215	.414	95-131	.725	80/3.8	273	11.3
1955-56	24	152-372	.408	79-126	.627	133/5.5	383	16.0
Totals	71	353-889	.397	298-415	.718	307/4.2	1,004	13.8




Paul Neumann (1956-59)

Gained All-America honors not only with his offensive skills, but also his defensive play ... earned All-America accolades during his senior season in 1958-59 while also serving as co-captain ... averaged 16.2 points per game (third-best in the PCC) and also gained all-conference honors as a senior ... notched a single-season free-throw percentage of 85.0 percent (second in the conference) in his senior season ... career free throw percentage stands at 81.1 (355-438), ranking 10th in school history ... played six total seasons in the NBA, seeing court time

as a member of the Syracuse Nationals, Philadelphia 76ers and San Francisco Warriors ... later became an assistant coach for two years under head coach Howie Dallmar ... member of Stanford Hall of Fame.

Career Statistics

Year	G	FG-FGA	Pct.	FT-FTA	Pct.	Reb/Avg.	Pts.	Avg.
1956-57	25	98-230	.426	115-149	.772	128/5.1	311	12.4
1957-58	23	88-234	.378	106-132	.803	101/4.4	282	12.3
1958-59	25	135-289	.467	134-157	.854	111/4.4	404	16.2
Totals	73	321-753	.426	355-438	.811	340/4.7	997	13.7




John Arrillaga (1957-60)

Third-team All-American and a first-team All-Pac-8 honoree during his senior season (1959-60) ... served as team captain in 1959-60, averaging a team-high 14.2 points along with 4.2 rebounds per game while shooting 40.5 percent from the field and 77.1 percent from the foul line ... playing both the guard and forward positions, averaged double-figure scoring in all three years, wrapping up his career with a 12.2 points per game average ... at the time he completed his eligibility, ranked ninth in the school record books with 894 career points ... long-time

benefactor of Stanford athletics, as the school's primary athletic department building and basketball/volleyball practice facility and weight room bear the Arrillaga Family name ... member of Stanford Hall of Fame.

Career Statistics

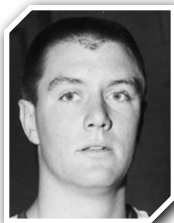
Year	G	FG-FGA	Pct.	FT-FTA	Pct.	Reb/Avg.	Pts.	Avg.
1957-58	24	120-302	.397	56-89	.629	117/4.9	296	12.3
1958-59	24	94-237	.397	54-77	.701	122/5.1	242	10.1
1959-60	25	136-336	.405	84-109	.771	106/4.2	356	14.2
Totals	73	350-875	.400	194-275	.705	345/4.7	894	12.2



John Arrillaga

George Yardley

Hank Luisetti



Tom Dose (1961-64)

Two-time All-American (1963, 1964), three-year starter and one of the best centers in school history ... led Stanford to the AAWU championship during the 1962-63 season ... despite playing only three seasons, ranks 12th all-time among Stanford's leading scorers ... averaged 19.2 points per game during his career, ranking second-best in school history ... pulled down 755 career rebounds, good for a 10.1 average per game that ranks second-best all-time ... averaged 20.8 ppg during his junior season, seventh-best for a single season in the Cardinal record book ... during his senior season, averaged 20.0 points and 9.0 rebounds per game while making 50.7 percent from the field and 82.5 percent from the charity stripe in 24 games ... member of Stanford Hall of Fame.

Career Statistics

Year	G	FG-FGA	Pct.	FT-FTA	Pct.	Reb/Avg.	Pts.	Avg.	High
1961-62	26	175-400	.438	92-120	.767	270/11.5	442	17.0	29
1962-63	25	188-393	.478	144-201	.716	269/10.8	520	20.8	35
1963-64	24	185-365	.507	109-132	.825	216/9.0	479	20.0	42
Totals	75	548-1158	.473	345-453	.762	755/10.1	1,441	19.2	42



Claude Terry (1969-72)

A deadly shooter with unlimited range, his career scoring average of 20.6 points per game remains a school record ... scored 1,566 points in his three-year career, ranking ninth in school history ... averaged 21.2 points per game during his senior season to gain third-team All-America honors in 1972 ... received All-Pac-8 honors during his senior campaign ... his 41 points against Oregon State during his junior year represents the fifth-best single-game scoring total in Stanford history ... sank 599 career field goals, ranking fourth all-time at Stanford ...

member of Stanford Hall of Fame.

Career Statistics

Year	G	FG-FGA	Pct.	FT-FTA	Pct.	Reb/Avg.	Pts.	Avg.	High
1969-70	25	201-415	.484	89-118	.754	112/4.5	491	19.6	35
1970-71	26	203-427	.476	138-184	.750	135/5.2	544	20.9	41
1971-72	25	195-428	.455	141-195	.723	129/5.2	531	21.2	36
Totals	76	599-1270	.472	368-497	.740	376/4.9	1566	20.6	41



Rich Kelley (1972-75)

First 7-footer to play at Stanford ... in 1974-75, snagged the conference title in rebounding (11.5 rpg) and free throw percentage (.832) ... career rebounding average of 12.4 boards per game stands as a school record ... grabbed 944 rebounds in his three-year career, fourth-best all-time at Stanford ... his 27 rebounds against Kentucky on Dec. 22, 1973 represents a school record ... averaged a school-record 13.2 rebounds per game in his sophomore campaign ... rebound average of 11.5 per game in 1974-75 was a league best ... averaged 18.6 ppg

for his career, ranking tied for fourth all-time ... three-time all-conference selection ... excellent free throw shooter, shooting a league-best 83 percent from the charity stripe as a senior ... member of Stanford Hall of Fame.

Career Statistics

Year	G	FG-FGA	Pct.	FT-FTA	Pct.	Reb/Avg.	Pts.	Avg.	High
1972-73	25	171-330	.518	91-129	.705	331/13.2	433	17.3	30
1973-74	25	167-358	.465	125-155	.806	313/12.5	459	18.4	32
1974-75	26	188-371	.507	144-173	.832	300/11.5	520	20.0	35
Totals	76	526-1059	.497	360-457	.789	944/12.4	1412	18.6	35



Keith Jones (1980-84)

Two-time Associated Press Honorable Mention All-American (1983, 1984) ... averaged 16.3 points per game while shooting 51.9 percent from his guard position over four seasons on The Farm (1981-84) ... two-time All-Pac-10 First Team selection (1983, 1984) ... led the conference in scoring (20.0 ppg) as a senior ... poured in a team-high 19.8 ppg as a junior ... well represented in the school record book, ranking 11th in points

(1,516), eighth in scoring average (16.3), seventh in field goals (559), eighth in free throws (398) and seventh in steals (128) ... scored a career-high 36 points against Arizona during his junior season ... selected in the sixth round of the 1984 NBA Draft by the Los Angeles Lakers.

Career Statistics

Year	G-GS	FG-FGA	Pct.	FT-FTA	Pct.	Reb/Avg.	Pts.	Avg.	High	Ast.	Blk.	Stl.	Min.
1980-81	25-19	94-183	.514	61-85	.718	44/1.8	249	10.0	23	55	5	32	700
1981-82	9-2	33-62	.532	29-36	.806	18/2.0	95	10.6	21	24	3	5	206
1982-83	28-20	193-345	.559	167-224	.746	70/2.5	553	19.8	36	44	2	43	796
1983-84	31-30	239-487	.491	141-173	.815	80/2.6	619	20.0	33	82	9	48	958
Totals	93-71	559-1077	.519	398-518	.768	212/2.3	1516	16.3	36	205	19	128	2660



John Revelli (1980-84)

Shot a school-record 67.1 percent from the floor in 1982-83 during his junior season ... shot 60 percent or better in three of his four seasons on The Farm ... career field goal percentage of 59.1 ranks third-best in school history ... 1984 Honorable Mention All-American by Associated Press during his senior season ... two-time All-Pac-10 selection ... 1980-81 Pac-10 Freshman of the Year ... Stanford's eighth-best all-time leading scorer with 1,592 points ... 798 rebounds rank seventh-best in school history ... selected by the Los Angeles Lakers in the fourth round of the NBA Draft following his senior season ... member of Stanford Hall of Fame.

Career Statistics

Year	G-GS	FG-FGA	Pct.	FT-FTA	Pct.	Reb/Avg.	Pts.	Avg.	High	Ast.	Blk.	Stl.	Min.
1980-81	27-26	116-236	.492	130-170	.765	206/7.6	362	13.4	23	35	4	16	832
1981-82	27-27	144-239	.603	155-205	.756	231/8.6	443	16.4	27	49	6	15	799
1982-83	15-14	100-149	.671	86-118	.729	117/7.8	286	19.1	31	11	6	10	438
1983-84	31-31	170-273	.623	161-233	.691	244/7.9	501	16.2	30	31	12	19	995
Totals	100-98	530-897	.591	532-726	.733	798/8.0	1592	15.9	31	126	28	60	3064




Todd Lichti (1985-89)

Helped pioneer Stanford's national rise to basketball prominence ... Stanford's all-time leading scorer (2,336 points) ... named to three All-America teams during his illustrious career ... four-time All-Pac-10 player, one of only four players to achieve such a feat ... led Stanford to the 1989 NCAA Tournament, the school's first NCAA Tournament appearance since 1942 ... scored in double figures in 121 of 124 games played ... connected on 41 straight free throws during the Pac-10 season in 1988-89 ... notched an 18-for-18 free throw performance against UC Santa Barbara on Dec. 28, 1987 ... career free throw percentage of .840 ranks fifth-best in school history ... career scoring average of 18.8 ppg ranks third in school history ... member of Stanford Hall of Fame.

Career Statistics

Year	G-GS	FG-FGA	Pct.	3P-3PA	Pct.	FT-FTA	Pct.	Reb/Avg.	Pts.	Avg.	High	Ast.	Blk.	Stl.	Min.
1985-86	30-25	188-353	.533	—	—	140-172	.814	142/4.7	516	17.2	30	38	3	47	876
1986-87	28-28	170-329	.517	30-63	.476	123-152	.809	160/5.7	493	17.6	29	70	7	35	974
1987-88	33-33	222-406	.547	46-89	.517	174-189	.879	229/6.9	664	20.1	34	92	10	40	1140
1988-89	33-33	240-437	.549	14-41	.343	147-173	.850	166/5.0	663	20.1	35	104	6	34	1117
Totals	124-119	820-1525	.538	90-193	.466	584-686	.851	697/5.6	2336	18.8	35	304	26	156	4107



Adam Keefe (1988-92)

One of six players in school history to be named all-conference three times ... Stanford's all-time leading rebounder (1,119) and second-highest scorer (2,319) ... named to six All-America teams, five during his senior season ... three-time All-Pac-10 selection ... led Stanford to two NCAA Tournament berths and two NIT appearances, including the 1991 NIT championship ... 1991 NIT Most Valuable Player ... averaged a school-record 25.3 ppg during his senior season ... career scoring average of 18.6 ppg is fourth-best in school history ... second all-time

at Stanford in career field goal percentage (.594) ... led the Pac-10 in rebounding three seasons ... member of Stanford Hall of Fame.

Career Statistics

Year	G-GS	FG-FGA	Pct.	3P-3PA	Pct.	FT-FTA	Pct.	Reb/Avg.	Pts.	Avg.	High	Ast.	Blk.	Stl.	Min.
1988-89	33-0	92-147	.633	0-0	.000	91-132	.689	179/5.4	277	8.4	22	24	12	18	653
1989-90	30-30	210-335	.627	0-0	.000	179-247	.725	272/9.1	599	20.0	32	41	18	23	1065
1990-91	33-33	252-414	.609	2-4	.500	203-267	.760	313/9.5	709	21.5	33	61	12	51	1204
1991-92	29-29	275-499	.563	5-11	.455	179-240	.746	355/12.2	734	25.3	36	86	14	49	1080
Totals	125-92	829-1395	.594	7-15	.467	652-886	.736	1119/9.0	2319	18.6	36	212	56	141	3838




Brevin Knight (1993-97)

Recognized as the best point guard in school history ... named First Team All-American as a senior ... three-time All-Pac-10 selection ... led the Pac-10 twice in steals and assists ... played in 115 games, making 114 starts ... holds career school records for assists (780) and steals (298) ... Stanford's fourth-best all-time leading scorer (1,714 points) ... ranks 1-2-3-4 in single season steals in Cardinal history ... led Stanford to three NCAA Tournament berths and one NIT appearance ... member of Stanford Hall of Fame.

Career Statistics

Year	G-GS	FG-FGA	Pct.	3P-3PA	Pct.	FT-FTA	Pct.	Reb/Avg.	Pts.	Avg.High	Ast.	Blk.	Stl.	Min.	
1993-94	28-28	90-254	.354	11-55	.200	121-160	.756	108/3.9	312	11.1	23	150	4	77	916
1994-95	28-28	146-321	.455	19-51	.373	153-204	.750	109/3.9	464	16.6	31	184	1	78	912
1995-96	29-29	140-323	.433	18-61	.295	151-178	.848	110/3.8	449	15.5	30	212	4	60	915
1996-97	30-29	139-341	.408	45-110	.409	166-199	.834	111/3.7	489	16.3	27	234	4	83	960
Totals	115-114	515-1239	.416	93-277	.336	591-741	.798	438/3.8	1714	14.9	31	780	13	298	3703




Arthur Lee (1995-99)

Named Honorable Mention All-American by Associated Press as a senior ... also during his senior season, named All Pac-10, NABC District-14, USBWA District-9, and USBWA All-West ... first Stanford basketball player to grace the cover of Sports Illustrated (college basketball issue, Nov. 23, 1998) ... career free throw percentage of .867 ranks third all-time in Stanford history ... led the Pac-10 in free throw percentage shooting during his junior and senior seasons ... during NCAA Tournament play, hit a string of 46 straight free throws ... played in 126 games,

including 79 in a row as a starter ... scored 13 of Stanford's final 17 points over the final 2:05 of an NCAA Tournament Regional Final victory against Rhode Island, leading the Cardinal to the NCAA Final Four.

Career Statistics

Year	G-GS	FG-FGA	Pct.	3P-3PA	Pct.	FT-FTA	Pct.	Reb/Avg.	Pts.	Avg.High	Ast.	Blk.	Stl.	Min.	
1995-96	28-0	23-50	.460	7-16	.438	9-12	.750	24/0.9	62	2.2	8	22	1	5	210
1996-97	30-12	75-186	.403	25-73	.360	52-66	.788	56/1.9	227	7.6	26	54	13	17	625
1997-98	35-34	140-327	.428	61-140	.443	164-185	.887	82/2.3	506	14.5	27	161	4	40	1105
1998-99	33-33	120-303	.396	54-136	.397	140-158	.886	72/2.2	434	13.2	29	145	12	59	1076
Totals	126-79	358-866	.413	148-365	.405	365-421	.867	234/1.9	1229	9.8	29	382	30	121	3016



Mark Madsen (1995-00)

Named to five All-America teams during his prestigious career ... during his senior season, voted second team All-America by the National Association of Basketball Coaches (NABC) and on the John Wooden team, and Third Team All-America by Associated Press ... voted first team All-American by College Hoops Insider, third team All-American by the National Association of Basketball Coaches (NABC), and honorable mention All-American by Associated Press during his junior campaign ... during his senior season, also named a Pac-10 first team selection, NABC All-District-14 first team, and a candidate for the Naismith, and Chip Hilton Awards ... during his junior season, named first team All Pac-10, All District-14 by the NABC, All District-9 by the USBWA, All-West by Basketball Times, and All Pac-10 Academic ... finalist during his junior season for the John Wooden Award ... nominated for the 1999 NCAA Outstanding Sportsman of the Year Award ... first team CoSida Academic first team selection, and a two-time Pac-10 All-Academic choice ... winner of an NCAA Postgraduate scholarship ... named to the executive council of the NABC Student Basketball Council, organized to address issues affecting NCAA basketball student-athletes.

Career Statistics

Year	G-GS	FG-FGA	Pct.	3P-3PA	Pct.	FT-FTA	Pct.	Reb/Avg.	Pts.	Avg.High	Ast.	Blk.	Stl.	Min.	
1995-96	25-0	51-95	.537	0-0	.000	45-74	.608	126/5.0	147	5.9	13	8	11	6	410
1996-97	27-24	116-197	.589	0-1	.000	83-132	.629	220/8.2	315	11.7	23	20	11	11	706
1997-98	33-33	153-253	.605	0-1	.000	127-218	.583	297/9.0	433	13.1	23	16	21	17	969
1999-00	23-20	108-184	.587	0-0	.000	65-113	.575	214/9.3	281	12.2	20	25	21	13	628
Totals	108-77	428-729	.587	0-2	.000	320-537	.596	857/7.9	1176	10.9	23	69	64	47	2713




Jarron Collins (1997-01)

Two-time All-American ... named Honorable Mention All-America by the Associated Press and The Sporting News during his senior season ... named to the 10-member John Wooden All-America team during his senior season ... 2001 finalist for the Naismith Player of the Year Award ... during his senior season, named to the National Association of Basketball Coaches (NABC) All-District-14 first team, a first team All-Pac-10 selection, and co-winner of the Howie Dallmar Coaches Award ... averaged 12.8 points and 6.7 rebounds per game during his senior year ... helped Stanford chalk up a 114-19 record, three Pac-10 titles, four trips to the NCAA Tournament, and a trip to the 1998 Final Four ... played in 129 games at Stanford, and is one of 10 players in school history to score at least 1,000 points (1,081) and grab 700 or more rebounds (706).

Career Statistics

Year	G-GS	FG-FGA	Pct.	3P-3PA	Pct.	FT-FTA	Pct.	Reb/Avg.	Pts.	Avg.High	Ast.	Blk.	Stl.	Min.	
1997-98	34-0	44-83	.530	1-5	.200	39-64	.609	119/3.5	128	3.8	12	18	16	17	460
1998-99	30-0	58-117	.496	0-1	.000	60-101	.594	157/5.2	176	5.9	13	19	9	16	516
1999-00	31-31	114-235	.485	1-4	.250	113-157	.716	201/6.5	342	11.0	21	53	24	19	850
2000-01	34-34	154-276	.558	2-6	.333	125-182	.687	229/6.7	435	12.8	25	47	19	21	963
Totals	129-65	470-711	.520	4-16	.250	337-505	.669	706/5.5	1081	8.4	25	137	68	73	2789




Jason Collins (1997-01)

Finished his career as the school's career leader in field goal percentage (.608) ... named a Third Team All-American by the National Association of Basketball Coaches (NABC) ... earned Honorable Mention All-America accolades by Associated Press ... named NABC All District-14 first team ... tabbed to the first team on the United States Basketball Writers Association (USBWA) District-9 squad ... Pete Newell NABC Big Man of the Year ... co-captain during his senior year along with Ryan Mendez ... enjoyed his best game in a Cardinal uniform with a career-high 33 points (13-for-14 from the floor, 4-for-5 from three-point territory) along with five assists and four steals against Washington during his senior season ... became the second Stanford basketball player in school history to grace the cover of Sports Illustrated.

Career Statistics

Year	G-GS	FG-FGA	Pct.	3P-3PA	Pct.	FT-FTA	Pct.	Reb/Avg.	Pts.	Avg.High	Ast.	Blk.	Stl.	Min.	
1997-98	1-0	1-4	.250	0-0	.000	5-7	.714	6/6.0	7	7.0	7	0	0	0	15
1998-99	7-0	9-18	.500	0-0	.000	11-23	.478	23/3.3	29	4.1	9	2	3	1	89
1999-00	31-11	84-135	.622	0-1	.000	88-133	.662	190/6.1	256	8.3	18	20	43	5	607
2000-01	34-34	168-274	.613	12-26	.462	145-185	.784	265/7.8	493	14.5	33	51	43	28	895
Totals	73-45	262-431	.608	12-27	.444	249-348	.716	484/6.6	785	10.8	33	73	89	34	1606



Mark Madsen

Jarron and Jason Collins



Curtis Borchardt (1999-02)

Skilled as both a shot blocker and rebounder, leading the Pac-10 in both categories during his junior year ... collected 146 blocks in 66 career games, third all-time in school history ... tallied a school-record 85 blocks during the 2001-02 season, also tops in the Pac-10 ... became the first Stanford player to lead the league in blocked shots ... during his junior season, averaged 16.9 points and 11.4 rebounds per game (ranking first in the Pac-10) ... at 11.4 rebounds per game, became the 14th player in school history to have averaged double figures in rebounds for a season ... named an Honorable Mention All-American by Associated Press and Basketball America during his junior season (2001-02) ... during the 2001-02 season, named first team All Pac-10, NABC District-14, and All Pac-10 Academic.

Career Statistics

Year	G-GS	FG-FGA	Pct.	3P-3PA	Pct.	FT-FTA	Pct.	Reb/Avg.	Pts.	Avg.High	Ast.	Blk.	Stl.	Min.
1999-00	20-0	31-81	.383	1-6	.167	9-13	.692	74/3.7	72	3.6	14	11	42	5 250
2000-01	17-0	31-58	.534	3-7	.429	43-56	.768	72/4.2	108	6.4	15	12	19	5 280
2001-02	29-29	171-297	.576	11-27	.407	138-206	.670	332/11.4	491	16.9	29	59	85	17 896
Totals	66-29	233-436	.534	15-40	.375	190-275	.691	478/7.2	671	10.2	29	82	146	27 1426



Casey Jacobsen (1999-02)

Ended his three-year career with 1,723 points, third-best all-time at Stanford ... named a First Team All-American four times during his sophomore season (Associated Press, The Sporting News, the John Wooden team, and the United States Basketball Writers Association) ... became the first player in Stanford basketball history to be named a First Team All-American by the Associated Press ... during his sophomore season, was also named a Second Team All-American by ESPN.com, the National Association of Basketball Coaches (NABC) and

Basketball Times ... named Player of the Year on the USBWA All District-9 team and selected to the NABC All District-14 first team for a second straight season in 2001 ... during his junior season, averaged a Pac-10 leading 21.9 ppg ... became Stanford's first conference scoring champion since Keith Jones in 1983-84 ... scored 49 points against Arizona State at Maples Pavilion in 2001-02, falling just one point shy of Hank Luisetti's school record ... three-time All-Pac-10 selection ... as a junior, named Second Team All-American by Associated Press and the USBWA ... named third team All-American by Basketball News, and fourth team All-American by Basketball America ... during the 1999-00 season, named Pac-10 Co-Freshman of the Year, The Sporting News Freshman of the Year, and Basketball Times All-Freshman First Team All-America.

Career Statistics

Year	G-GS	FG-FGA	Pct.	3P-3PA	Pct.	FT-FTA	Pct.	Reb/Avg.	Pts.	Avg.High	Ast.	Blk.	Stl.	Min.
1999-00	31-18	139-298	.466	74-170	.435	97-136	.713	93/3.0	449	14.5	26	70	1	14 883
2000-01	34-34	203-400	.508	84-178	.472	126-155	.813	136/4.0	616	18.1	27	78	3	18 1,079
2001-02	30-30	205-465	.441	64-172	.372	184-237	.776	135/4.5	658	21.9	49	106	3	18 1,058
Totals	95-82	547-1163	.470	222-520	.427	407-528	.771	364/3.8	1723	18.1	49	254	7	50 3020



Josh Childress (2001-04)

First player in school history to be named Pac-10 Player of the Year, earning the honor in 2004 ... helped lead Stanford to a 74-21 record, three NCAA Tournament appearances and a Pac-10 title (2004) during his three years on The Farm ... finished his Stanford career with 1,061 points ... named to nine All-America teams during his junior season (2003-04) at Stanford ... during the 2003-04 campaign, was named First Team All-American by the Associated Press, Sports Illustrated, John R. Wooden, National Association of Basketball Coaches (NABC), Basketball Times, Adolph F. Rupp and FoxSports.com ... finalist for the Adolph F. Rupp, Naismith and John R. Wooden National Player of the Year Awards in 2003-04 ... 2004 Pac-10 Tournament MVP ... during his final year at Stanford, averaged team-high totals in scoring (15.7) and rebounding (7.5) ... scored career-high 36 points against USC during the 2003-04 season ... left Stanford after his junior year to enter the NBA Draft and was taken in the first round (sixth overall) by the Atlanta Hawks.

Career Statistics

Year	G-GS	FG-FGA	Pct.	3P-3PA	Pct.	FT-FTA	Pct.	Reb/Avg.	Pts.	Avg.High	Ast.	Blk.	Stl.	Min.
2001-02	30-6	94-234	.402	22-80	.275	25-36	.694	144/4.8	235	7.8	21	24	12	18 645
2002-03	33-33	168-393	.427	48-144	.333	82-114	.719	266/8.1	466	14.1	22	70	46	39 1128
2003-04	23-18	124-254	.488	34-86	.395	78-95	.821	173/7.5	360	15.7	36	61	37	20 685
Totals	86-57	386-881	.438	104-310	.335	185-245	.755	583/6.8	1061	12.3	36	155	95	77 2458



Brook Lopez (2006-08)

Earned All-America honors as a sophomore, leading the Cardinal to a 28-8 overall record and a NCAA Tournament Sweet 16 appearance ... in two seasons on The Farm, averaged 16.0 points and 7.1 rebounds per game while tallying 101 blocked shots and shooting 48.0 percent from the field in 53 games ... scored in double-figures in 41 of those contests ... as a freshman, averaged 12.6 points and 6.0 rebounds per game while earning All-Pac-10 Honorable Mention accolades and All-Pac-10 Freshman Team honors ... also in his rookie season, notched a triple-double against USC with 18 points, 11 rebounds and a single-game school-record 12 blocks ... enjoyed breakthrough sophomore season, earning third team All-America honors by the Associated Press as he became the first Cardinal player to receive such recognition since Josh Childress in 2004 ... 2007-08 USBWA All-District selection ... 2007-08 All-Pac-10 First Team honoree ... 2007-08 All-Pac-10 Defensive Team Honorable Mention ... as a sophomore, averaged 19.3 points and 8.2 rebounds (both team-highs) while shooting 46.8-percent from the field and 78.9-percent from the foul line in 27 games ... scored career-best 31 points on 11-17 shooting with 13 rebounds in 36 minutes in a victory at Washington on Jan. 31, 2008.

Career Statistics

Year	G-GS	FG-FGA	Pct.	3P-3PA	Pct.	FT-FTA	Pct.	Reb/Avg.	Pts.	Avg.High	Ast.	Blk.	Stl.	Min.
2006-07	26-18	140-282	.496	3-15	.200	45-65	.692	156/6.0	328	12.6	26	20	45	11 654
2007-08	27-25	184-393	.468	0-6	.000	153-194	.789	221/8.2	521	19.3	31	37	56	16 831
Totals	53-43	324-675	.480	3-21	.142	198-259	.764	377/7.1	849	16.0	31	57	101	27 1485



Brook Lopez

Josh Childress

Casey Jacobsen

Arthur Lee

Brevin Knight

All-Conference Honors

Pacific Coast

1920	C.E. Righter, C
1921	C.E. Righter, F
	Fred Adams, G
1929	Harlow Rothert, G
1935	Dinty Moore, G
1936	Hank Luisetti, F
1937	Hank Luisetti, F
	Dinty Moore, G
1938	Hank Luisetti, F
	Art Stoefer, C
	Jack Calderwood, G
1941	Don Burness, F
	Jen Davidson, G
1942	Jim Pollard, G
	Bill Cowden, G
1956	George Selleck, G
1959	Paul Neumann, G

Pacific Coast

(Southern Division, 1943-55)

1943	Howie Dallmar, F
	Ed Voss, C
1947	John Higgins, G
1948	John Higgins, G
1949	Dave Davidson, G
1950	George Yardley, F
1951	Jim Ramstead, C
1952	Ron Tomsic, F
	Jim Walsh, G
1953	Ron Tomsic, G
1954	Russ Lawler, F
1955	Ron Tomsic, G

Pac-8

1960	John Arrillaga, G
1962	John Windsor, F
1963	Tom Dose, C
	Don Clemetson, G
1964	Tom Dose, C
1965	Bob Bedell, F
1966	Art Harris, G
	Bob Bedell, F
1972	Claude Terry, G
1973	Rich Kelley, C
1974	Rich Kelley, C
1975	Rich Kelley, C
1976	Ed Schweitzer, F
1977	Mike Bratz, G

Pac-10

1978	Kimberly Belton, F
1979	Kimberly Belton, F
	Wolfe Perry, G
1980	Kimberly Belton, F
1982	John Revelli, C
1983	Keith Jones, G
1984	John Revelli, C
	Keith Jones, G
1986	Todd Lichti, G
1987	Todd Lichti, G
1988	Todd Lichti, G
	Howard Wright, C
1989	Todd Lichti, G
	Howard Wright, F
1990	Adam Keefe, C
1991	Adam Keefe, C
1992	Adam Keefe, F
1995	Dion Cross, G
	Brevin Knight, G
1996	Dion Cross, G
	Brevin Knight, G
	Andy Poppink, F (HM)
1997	Brevin Knight, G
1998	Kris Weems, G
	Tim Young, C

1999	Arthur Lee, G (HM)
	Arthur Lee, G
	Mark Madsen, F
	Kris Weems (HM)
2000	Casey Jacobsen, F/G
	Mark Madsen, F
	Jarron Collins, F (HM)
	David Moseley, G/F (HM)
2001	Jarron Collins, F
	Jason Collins, C
	Casey Jacobsen, G/F
	Michael McDonald, G (HM)
2002	Curtis Borchardt, C
	Casey Jacobsen, G/F
2003	Julius Barnes, G
	Josh Childress, G (HM)
	Justin Davis, F (HM)
2004	Josh Childress, F
	Chris Hernandez, G
	Justin Davis, F (HM)
	Matt Lottich, G (HM)
2005	Dan Grunfeld, G
	Matt Haryasz, F (HM)
	Chris Hernandez, G
2006	Matt Haryasz, F
	Chris Hernandez, G
2007	Lawrence Hill, G
	Brook Lopez, F (HM)
2008	Brook Lopez, F
	Anthony Goods, G (HM)
	Mitch Johnson, G (HM)
	Robin Lopez, C (HM)
2009	Anthony Goods, G (HM)
	Lawrence Hill, F (HM)
2010	Landry Fields, F
	Jeremy Green, G
2011	Jeremy Green, G
	Josh Owens, F/C (HM)

Pac-12

2012	Josh Owens, F/C
2013	Dwight Powell, F

Pac-10 All-Freshman Team

1986	Todd Lichti, G
1989	Adam Keefe, F
1993	Dion Cross, G
1994	Brevin Knight, G
1995	Tim Young, C
1996	Mark Seaton, F
1998	Jarron Collins, F
2000	Casey Jacobsen, F/G
2001	Justin Davis, F (HM)
	Teyo Johnson, F (HM)
2002	Josh Childress, F (HM)
	Chris Hernandez, G (HM)
2006	Mitch Johnson, G (HM)
2007	Brook Lopez, F
2009	Jeremy Green, G
2010	Anthony Brown, G/F
	Dwight Powell, G

Pac-12 All-Freshman Team

2012	Chasson Randle, G
------	-------------------

Pac-10 All-Defensive Team

2008	Robin Lopez, C
	Brook Lopez, F (HM)
	Fred Washington, G (HM)

Pac-12 All-Defensive Team

2012	Josh Huestis, F (HM)
2013	Josh Huestis, F

Coach of the Year

1975-76	Dick DiBiasi (Pac-8)
1998-99	Mike Montgomery (Pac-10)
1999-00	Mike Montgomery (Pac-10)
2002-03	Mike Montgomery (Pac-10)
	Co-Coach of the Year
2003-04	Mike Montgomery (Pac-10)
2007-08	Trent Johnson (Pac-10)

Player of the Year

2003-04	Josh Childress (Pac-10)
---------	-------------------------

Freshman of the Year

1980-81	John Revelli (Pac-10)
1981-82	Johnny Rogers (Pac-10)
1993-94	Brevin Knight (Pac-10)
1999-00	Casey Jacobsen (Pac-10)

Conference Most Improved

Player of the Year

2012-13	Dwight Powell (Pac-12)
---------	------------------------

Pac-10 All-Academic Team

1986	Novian Whitsitt, G
1987	Novian Whitsitt, G
1988	Todd Lichti, G
	Terry Taylor, G
1989	Eric Reveno, C
	Terry Taylor, G
	Andrew Vlahov, F
1990	Kenny Ammann, G
	John Patrick, G
1991	Kenny Ammann, G
	John Patrick, G
1992	Peter Dukes, G
	Paul Garrett, C
	Jason Weaver, F
	Peter Dukes, G
1993	David Harbour, G
1995	David Harbour, G
1996	Rich Jackson, F
	Rich Jackson, F
1997	Mark Madsen, F
1998	Kamba Tshioniyi, G
	Mark Madsen, F
1999	Tim Young, C
2000	Mark Madsen, F
	Jarron Collins, F
	Alex Gelbard, G
2002	Curtis Borchardt, C

2003	Joe Kirchofer, F
	Nick Robinson, F
	Rob Little, C (HM)
2004	Dan Grunfeld, F
	Nick Robinson, F
	Chris Hernandez, G - 2nd team
	Jason Haas, G (HM)
	Rob Little, C (HM)
2005	Dan Grunfeld, F
	Jason Haas, G (HM)
	Chris Hernandez, G
	Rob Little, C
	Nick Robinson, F
2006	Dan Grunfeld, F
	Chris Hernandez, G
	Taj Finger, F - 2nd team
	Peter Prowitt, C - 2nd team
2007	Peter Prowitt, C
	Taj Finger, F - 2nd team
	Carlton Weatherby, G - 2nd team
2008	Taj Finger, F
	Drew Shiller, G (HM)
2009	Drew Shiller, G
2010	Landry Fields, F
	Drew Shiller, G
	Jack Trotter, F
2011	Jack Trotter, F
	Josh Owens, F/C
	Andrew Zimmermann, F (HM)
	(HM) - honorable mention

Pac-12 All-Academic Team

2012	John Gage, F/C
	Jack Trotter, F/C
	Josh Owens, F/C - 2nd team
	Andrew Zimmermann, F - 2nd team
	Anthony Brown, G/F (HM)
	Josh Huestis, F (HM)
	Stefan Nastic, C (HM)
	Dwight Powell, F (HM)
2013	John Gage, F/C
	Robbie Lemons, G
	Andy Brown, F - 2nd team
	Stefan Nastic, C - 2nd team
	Dwight Powell, F - 2nd team
	Chasson Randle, G - 2nd team
	Anthony Brown, G/F (HM)



Stanford Players in the Pros

Bob Bedell

Anaheim Amigos (ABA, 1967-68)
Dallas Chapparals (ABA, 1968-70)
Texas Chapparals (ABA, 1970-71)

Mike Bratz

Phoenix Suns (NBA, 1977-80)
Cleveland Cavaliers (NBA, 1980-81)
San Antonio Spurs (NBA, 1981-82)
Chicago Bulls (NBA, 1982-83)
Golden State Warriors (NBA, 1983-85)
Sacramento Kings (NBA, 1985-86)

Curtis Borchardt

Utah Jazz (NBA, 2002-2005)
Boston Celtics (NBA, 2005)

Greg Butler

New York Knicks (NBA, 1988-90)
Los Angeles Clippers (NBA, 1990-91)

Josh Childress

Atlanta Hawks (NBA, 2004-08)
Olympiakos (Greece, 2008-10)
Phoenix Suns (NBA, 2010-12)
Brooklyn Nets (NBA, 2012)

Jarron Collins

Utah Jazz (NBA, 2001-09)
Phoenix Suns (NBA, 2010)
Los Angeles Clippers (NBA, 2011)
Portland Trail Blazers (NBA, 2011)

Jason Collins

New Jersey Nets (NBA, 2001-08)
Memphis Grizzlies (NBA, 2008)
Minnesota Timberwolves (NBA, 2008-09)
Atlanta Hawks (NBA, 2009-12)
Boston Celtics (NBA, 2012-13)
Washington Wizards (NBA, 2013)

Howie Dallmar

Philadelphia Warriors (BAA, 1946-49)

Landry Fields

New York Knicks (NBA, 2010-12)
Toronto Raptors (NBA, 2012-)

Arthur Harris

Seattle Sonics (NBA, 1968-70)
Phoenix Suns (NBA, 1970-72)

Casey Jacobsen

Phoenix Suns (NBA, 2002-04)
New Orleans Hornets (NBA, 2004-05)
Houston Rockets (NBA, 2006-07)
Memphis Grizzlies (NBA, 2007-09)

Adam Keefe

Atlanta Hawks (NBA, 1992-94)
Utah Jazz (NBA, 1994-00)
Golden State Warriors (2000-01)

Rich Kelley

New Orleans Jazz (NBA, 1975-79)
New Jersey Nets (NBA, 1979-80)
Phoenix Suns (NBA, 1980-82)
Denver Nuggets (NBA, 1982-83)
Utah Jazz (NBA, 1982-85)
Sacramento Kings (NBA, 1985-86)

Brevin Knight

Cleveland Cavaliers (NBA, 1997-2001)
Atlanta Hawks (NBA, 2000-01)
Memphis Grizzlies (NBA, 2001-03)
Phoenix Suns (NBA, 2003-04)
Washington Wizards (NBA, 2003-04)
Milwaukee Bucks (NBA, 2003-04)
Charlotte Bobcats (NBA, 2004-07)
Los Angeles Clippers (NBA, 2007-08)
Utah Jazz (NBA, 2008-09)

Todd Licht

Denver Nuggets (NBA, 1989-93)
Orlando Magic (NBA, 1993-94)
Golden State Warriors (NBA, 1993-94)
Boston Celtics (NBA, 1993-94)

Brook Lopez

New Jersey Nets (NBA, 2008-12)
Brooklyn Nets (NBA, 2012-)

Robin Lopez

Phoenix Suns (NBA, 2008-12)
New Orleans Hornets (NBA, 2012-13)
Portland Trail Blazers (NBA, 2013-)

Mark Madsen

Los Angeles Lakers (NBA, 2000-03)
Minnesota Timberwolves (NBA, 2003-09)

Paul Neumann

Syracuse Nationals (NBA, 1961-63)
Philadelphia 76ers (NBA, 1963-64)
San Francisco Warriors (NBA, 1964-67)

Jim Pollard

Minneapolis Lakers (NBA, 1947-55)

Claude Terry

Denver Rockets (ABA, 1972-76)
Buffalo Braves (NBA, 1976-77)
Atlanta Hawks (NBA, 1976-78)

Jim Walsh

Philadelphia Warriors (NBA, 1957-58)

John Windsor

San Francisco Warriors (NBA, 1963-64)

Howard Wright

Atlanta Hawks (NBA, 1990-91)
Orlando Magic (NBA, 1990-91, 1992-93)
Dallas Mavericks (NBA, 1990-91)

George Yardley

Fort Wayne Pistons (NBA, 1953-57)
Detroit Pistons (NBA, 1957-58)
Detroit Pistons/Syracuse Nationals (NBA, 1958-59)
Syracuse Nationals (NBA, 1959-60)

Tim Young

Golden State Warriors (1999-00)





Players Drafted

First Round

Rich Kelley, New Orleans Jazz
(NBA, 1975, 7th player picked overall)
Todd Lichti, Denver Nuggets
(NBA, 1989, 15th player picked overall)
Adam Keefe, Atlanta Hawks
(NBA, 1992, 10th player picked overall)
Brevin Knight, Cleveland Cavaliers
(NBA, 1997, 16th player picked overall)
Mark Madsen, Los Angeles Lakers
(NBA, 2000, 29th player picked overall)
Jason Collins, Houston Rockets
(NBA, 2001, 18th player picked overall)
Curtis Borchardt, Orlando Magic
(NBA, 2002, 18th player picked overall)
Casey Jacobsen, Phoenix Suns
(NBA, 2002, 22nd player picked overall)
Josh Childress, Atlanta Hawks
(NBA, 2004, 6th player picked overall)
Brook Lopez, New Jersey Nets
(NBA, 2008, 10th player picked overall)
Robin Lopez, Phoenix Suns
(NBA, 2008, 15th player picked overall)

Second Round

Arthur Harris, Seattle Supersonics
(NBA, 1968)
Kimberly Belton, Phoenix Suns
(NBA, 1980)
Tim Young, Golden State Warriors
(NBA, 1999)
Jarron Collins, Utah Jazz
(NBA, 2001)
Landry Fields, New York Knicks
(NBA, 2010)

Third Round

Tom Dose, Los Angeles Lakers
(NBA, 1964)
Claude Terry, Phoenix Suns
(NBA, 1972)
Mike Bratz, Phoenix Suns
(NBA, 1977)

Fourth Round

Don Griffin, Atlanta Hawks
(NBA, 1969),
Oakland Oaks (ABA, 1969)
Claude Terry, Denver Rockets
(ABA, 1972)
John Revelli, Los Angeles Lakers
(NBA, 1984)

Fifth Round

George Selleck, Philadelphia Warriors
(NBA, 1956)
John Windsor, Syracuse Nationals
(NBA, 1962)
Wolfe Perry, Utah Jazz
(NBA, 1979)

Sixth Round

Keith Jones, Los Angeles Lakers
(NBA, 1984)

Seventh Round

Russ Lawler, Syracuse Nationals
(NBA, 1955)
Don Clementson, San Francisco
Warriors
(NBA, 1963)

11th Round

Ron Tomic, Syracuse Nationals
(NBA, 1955)

12th Round

Jim Walsh, Baltimore Bullets
(NBA, 1952)

13th Round

Arthur Harris, Oakland Oaks
(ABA, 1968)



Letterwinners

A

Abraham, Peter	2010
Adams, Frederick	1920, 21
Allaway, Darren	1993, 94, 95, 96
Allen, Rosco	2013
Altucker, John W.	1941
Ammann, Kenny	1990, 91
Anderson, Arne R.	1934, 35
Anderson, Edward W.	1925, 26, 27
Anderson, Forrest A.	1940, 41
Anderson, Frederick L.	1922, 23
Anderson, Wilbert G.	1939
Andrews, Gary R.	1951, 52
Arrilaga, John	1958, 59, 60
Arterberry, Melvin Jr.	1973, 74, 75
Austin, Arthur	1923
Austin, Harry	1920

B

Bailey, William	1931
Baker, Philip L.	1931, 32
Baker, Richard A.	1966, 67
Barber, William D.	1969, 70
Barnes, Douglas	1979, 80
Barnes, Julius	2000, 01, 02, 03
Bea, Carlos T.	1954, 55, 56
Bedell, Robert G.	1964, 65, 66
Bell, Kenneth E.	1935, 36
Belton, Kimberly	1977, 78, 79, 80
Bennion, Dave	1995, 98
Berg, Harry C.	1928, 29, 30
Berlin, Richard W.	1947
Besecker, Tyler	2001, 02, 03
Biggs, Albert	1927
Blodget, W.B.	1914, 15, 16
Bluitt, Benjamin V.	1974, 75
Bobel, Chris	2007
Bond, William B.	1955, 56, 57
Bonney, Fred L.	1917
Borchardt, Curtis	2000, 01, 02
Bost, Roderick H.	1934, 35
Bowling, Clayton E.	1960, 61
Bradford, Mark	2004


Bratz, Michael	1975, 76, 77
Bright, Aaron	2011, 12, 13
Brockmeyer, Neal H.	1958, 59, 60
Brown, Andy	2012, 13
Brown, Anthony	2011, 12, 13
Brown, Barry R.	1954, 55, 56
Brown, Kenny	2006, 07, 08, 09
Brown, Steve	1982, 83, 84, 86
Bruton, Derek	1987, 88, 89, 90
Bryan, Gaylord D.	1949, 50
Bryant, B.	1927
Bucklin, James W.	1918
Buell, Robert D.	1971, 72, 73
Bullock, Elliott	2009, 10
Burford, Christopher W.	1958, 59
Burge, Johannes	1997
Burness, Donald S.	1941, 42
Burnett, Robert W.	1939
Butler, Greg	1985, 86, 87, 88
Butt, Dale J.	1918, 20

C

Cain, Gary L.	1972
Calderwood, John S.	1936, 37, 38
Carlson, Donald W.	1953
Carter, Jay	1975, 76, 77, 78
Carter, Kent F.	1958
Carver, Ralph W.	1948, 49, 50
Carver, R.L.	1918, 21
Caughy, Reginald E.	1916, 19
Chavalas, Gus J.	1948, 49, 50
Childress, Josh	2002, 03, 04
Christ, H.	1927
Christiansen, Gunnar E.	1954
Christiansen, William J.	1946
Clark, William N.	1926, 28
Clegg, Richard	1950
Clemetson, Donald T.	1961, 62, 63
Clemetson, Douglas C.	1961, 62
Closs, William R.	1968, 69
Collins, Jarron	1998, 99, 2000, 01
Collins, Jason	2000, 01
Copsey, Harlan B.	1939
Cordes, Craig M.	1963, 64, 65
Cordy, Thomas W.	1931, 32, 33
Cosgrove, John C.	1932
Cowden, William	1940, 41, 42
Cowing, J. Emil	1934, 35
Crandell, Steven	1979
Crawford, Thomas H.	1959
Cross, Dion	1993, 94, 95, 96
Cunningham, Oliver	1987, 88

D

Daian, Matei	2009, 10
Dallmar, Howard	1942, 43
Dana, Jack H.	1942, 43
David, Nelson B.	1925, 26, 27
Davidson, David G.	1947, 48, 49
Davidson, Kenneth W.	1939, 40, 41
Davies, James M.	1920, 21, 22
Davis, James M.	1920, 21, 22
Davis, James R.	1914
Davis, Justin	2001, 02, 03, 04
Dean, Archie F.	1974
Dee, Larry	1942
DeGroot, Dudley S.	1922
DeLong, Donald F.	1952, 53, 54
Dildy, Da' Veed	2007, 09, 10
Dobson, George P.	1928
Dose, Thomas W.	1962, 63, 64
Doub, William K.	1931, 32
Dolan, O.D.	1915, 16, 17
Druiner, David P.	1968, 69



Rich Kelley

DuFour, Thomas W.	1952
Dukes, Peter	1990, 91, 92, 93
Dunn, Dave	1956
Dutton, E.R.	1914, 15
Dyer, Lowell A.	1957

E


Edelen, Harold D.	1932, 33, 34
Edmonds, Duane W.	1936
Eikelman, John A.	1943
Elfvig, William J.	1962
Epperson, David C.	1952, 53, 54
Esgen, Wienaiend K.	1919
Estes, G.C.	1917
Evans, Bruce	1914

F

Farber, David J.	1934
Farley, William F.	1966
Farrar, I.E.	1914
Fawcett, Vance	1929, 30, 31
Fenster, L. Frederick	1953
Fields, Landry	2007, 08, 09, 10
Finger, Taj	2005, 06, 07, 08
Fischer, Andy	1983, 84, 85, 86
Fitzner, Mark	1977
Flanders, William S.	1954, 55, 56
Foreman, Craig	1983
Fregla, Darrell L.	1972
Frost, Carl D.	1972, 73, 74
Fuller, Thomas G.	1943

G

Gage, John	2011, 12, 13
Garner, Robert B.	1963
Garrett, Paul	1990, 91, 92
Gelbard, Alex	1998, 99, 2000
Gelber, Marvin W.	1949, 50
Gilberg, Mark R.	1973, 74, 75
Gilbert, John B.	1966, 67
Giovacchini, Paul	1977, 78, 79
Giovacchini, Tony	1999, 2000, 01, 02
Glasgow, Charles Jr.	1933
Goods, Anthony	2006, 07, 08, 09
Gorter, Wytze	1934, 35



Don Burness

Gravely, Warren	1992, 93, 94, 95
Green, Frederick N.	1969, 70, 71
Green, Jeremy	2009, 10, 11
Green, Thomas S.	1952, 53
Greve, F.H.	1917
Griffin, Donald B.	1967, 68, 69
Grunfeld, Dan	2003, 04, 05, 06

H

Haas, Jason	2003, 04, 05, 06
Haga, Richard G.	1957, 58, 59
Halligan, William K.	1967, 68, 69
Halstead, Robert	1943
Hancock, John C.	1931, 32, 33
Harbour, David	1992, 94, 95, 96
Harris, Arthur C.	1966, 67, 68
Harris, Gabriel	2010, 11, 12, 13
Harris, Larry	1980
Haryasz, Matt	2003, 04, 05, 06
Hasler, Sidney	1951
Hassen, Howard L.	1966, 67
Hawkins, Frederick H.	1929, 30
Heath, Charles M.	1937
Hendry, John L.	1959, 60, 61
Hepp, Virgil E.	1931
Hernandez, Chris	2002, 04, 05, 06
Hicks, Kenny	1990, 91, 92, 93
Higgins, John M.	1947, 48
Hill, James L.	1946
Hill, Lawrence	2006, 07, 08, 09
Hinckley, Kent B.	1963, 64, 65
Hood, Thomas	1946
Hood, Wilber K.	1918, 20
Hooper, William F.	1943
Hosley, Richard T.	1961
Huddleson, Darrol E.	1940
Huestis, Josh	2011, 12, 13
Hugasian, Harry	1950
Hunt, Charles	1984, 85
Hutchison, James W.	1966

I

Igbinosa, Emmanuel	2009, 10
Issacs, Carl E.	1956, 57
Iverson, Bruce A.	1950, 51, 52
Iverson, Milton C.	1947, 48, 49

J


Jacobsen, Casey	2000, 01, 02
Jackson, Rich	1994, 95, 96, 97
Jannsen, Bob	1922, 23
Jayred, Wallace	1925, 26, 27
Johannsen, Alfred	1918
Johnson, Grady	1984
Johnson, James D.	1954
Johnson, Mitch	2006, 07, 08, 09
Johnson, Neil	1985, 86
Johnson, Paul R.	1951, 52, 53
Johnson, Teyo	2001, 02
Jones, Keith	1981, 82, 83, 84

K

Keefe, Adam	1989, 90, 91, 92
Kelley, Richard R.	1973, 74, 75
Kelly, Philip M.	1960, 61, 62
King, Maxwell C.	1946
Kirchofer, Joe	2000, 02, 03, 04
Knight, Brevin	1994, 95, 96, 97
Koberlein, Earl	1983, 84, 85, 86
Kosanke, Raymond W.	1964, 65, 66
Kuchenbecker, Stephen	1968, 69, 70

L

LaComb, Emile A.	1932
Lafaille, Leon L.	1939, 40
Lallas, Peter	1981



Keith Jones

Lambert, Thomas B.	1932
Lammersen, Bart	1992, 93, 94, 95
Lawler, Russell K.	1953, 54, 55
Ledgerwood, Michael	1961, 62
Lee, Arthur	1996, 97, 98, 99
Lee, Horace B.	1937
Lefcourt, Edwin R.	1946
Lemons, Robbie	2011, 12, 13
Lemons, Roger	1981, 82
Leonard, Lionel R.	1957
Lewis, Rickey	1983
Lewis, Robert W.	1947, 48, 49
Lewis, William R.	1949
Lichti, Todd	1986, 87, 88, 89
Lilly, J. Kenneth	1919
Linari, Frederick J.	1942, 43
Lind, Bradley, C.	1971
Lindfors, Paul A.	1962
Lindsey, Robin M.	1934, 35
Ling, H.J.	1914
Little, Rob	2002, 03, 04, 05
Lockhart, Wayne C.	1953
Loehing, Eric B.	1965
Logan, Kyle	2000, 01
Lollie, Marcus	1990, 91, 92, 93
Loomis, John S.	1973
Lopez, Brook	2007, 08
Lopez, Robin	2007, 08
Lottich, Matt	2001, 02, 03, 04
Loveridge, Gary F.	1965
Luisetti, Angelo (Hank)	1936, 37, 38
Lyon, Richard P.	1939

M

Madsen, Mark	1997, 98, 99, 2000
Mallatratt, Gordon W.	1934
Manley, Todd	1992, 93, 94, 95
Mann, Jarrett	2009, 10, 11, 12
Mann, Michael O.	1972, 73, 74
Martin, Edward D.	1967, 68
Martin, Lugene B.	1946
Marty, Douglas	1979, 80, 81, 82
Mathiesen, Mike	1997
Maurer, Darin	1983
McBurney, Raymond D.	1924

McCaffrey, J. Leo	1942, 43
McCandless, John B.	1927, 29, 30
McDonald, Michael	1998, 99, 2000, 01
McElwain, Malcom S.	1967, 68, 69
McHose, John C.	1922, 23, 24
McHugh, John H.	1977, 78
McSweeney, Brian	1986, 87, 88, 89
Mead, Reginald E.	1931, 32
Mears, James B.	1930
Meigs, James R.	1940
Meinert, Scott	1985, 87, 88, 89
Mendez, Ryan	1997, 98, 2000, 01
Meredith, Jack P.	1946
Meyer, Lang	1988, 90, 91
Michel, Michael D.	1969, 70, 71
Mills, Bertrand C.	1920, 21
Mitchell, Howard L.	1925, 26
Moffatt, Phil J.	1931
Montague, James P.	1973, 74
Moore, Bryan S.	1935, 36, 37
Moore, Charles	1968, 70, 71
Moore, Evan	2004
Moore, Hollis H.	1962, 63, 64
Morgan, Daryle L.	1978, 79, 80
Morgan, Jim	1991, 92, 93, 94
Morgan, Wade	2012, 13
Morley, Samuel R.	1953
Morris, Mike	1990
Morris, Tim	2005, 06
Moseley, David	1997, 98, 99, 2000
Moulton, Everts	1918, 19
Murphy, Allen T.	1946

N

Nastic, Stefan	2011, 12, 13
Neumann, Paul R.	1957, 58, 59
Nevers, Ernest	1924, 25
Newhouse, F.	1926
Nicholson, Robert S.	1972
Nisbet, Thomas R.	1967
Nobs, Kenneth A.	1934, 35, 36
Nordland, Thomas R.	1961
Norgard, Alar A.	1932
Nussbaum, David A.	1980, 83

O

O'Brien, William A.	1946
Ogorek, Robert E.	1953
Oliva, David M.	1923, 24, 25
Oliver, Fred H.	1942, 43
O'Neill, Dennis T.	1969, 70, 71
Orehobl, William E.	1947
Osborn, W. Gregory	1969, 70
O'Sullivan, John J.	1950, 51
Owens, Josh	2008, 09, 10, 11, 12

P

Packard, David	1932
Page, Alfred B.	1934, 35
Palmer, E. Payne	1932, 33
Palmer, William A.	1968, 69, 70
Parks, A.	1918, 20
Patrick, John	1988, 89, 90, 91
Patterson, Timothy	1973, 74, 75, 76
Patton, Bobby	1992, 93
Patzwald, Dave	1986
Paul, Will	2007, 09
Paye, John Jr.	1984, 85, 86
Pegelow, Frederic J.	1962
Pelouze, Robert F.	1917, 19, 20
Penn, Robert M.	1940, 41, 42
Perry, Wolfe	1976, 77, 78, 79
Petersmeyer, Gary S.	1966, 67, 68
Pflueger, John M.	1957, 58
Pitchford, Mark B.	1978
Pitts, Raymond	1922

Platz, John 1983, 84
 Pollard, James C. 1942
 Poppink, Andy 1992, 94, 95, 96
 Powell, Dwight 2011, 12, 13
 Priesler, Michael L. 1965, 66
 Price, Fred V. 1925, 26
 Prowitt, Peter 2005, 06, 07, 08

Q

Quade, William H. 1936

R

Raaka, Clayton L. 1963, 64, 65
 Rahn, Gilbert F. 1937, 40
 Ramee, Keith 1983, 84, 85, 86
 Ramstead, James B. 1950, 51
 Randle, Chasson 2012, 13
 Rapp, William A. 1938, 39
 Ravn, Nick 1992, 93
 Ray, Alvin 1930
 Revelli, John 1981, 82, 83, 84
 Reveno, Eric 1985, 86, 87, 89
 Reynolds, Kenneth M. 1929, 30, 31
 Richards, Dowell 1928, 29
 Richmond, Carrol L. 1920, 21, 22
 Righter, Cornelius 1917, 19, 20, 21
 Rintala, Rudolph A. 1931
 Robertson, Harold O. 1934
 Robinson, Nick 2002, 03, 04, 05
 Rodman, J. Thomas 1946
 Rogers, Charles O. 1934
 Rogers, Johnny 1982, 83
 Rogers, Wister 1922, 23
 Roney, G.J. 1917
 Rose, Girard J. 1959
 Rose, William G. 1948, 49
 Rosenzweig, Lawrence A. 1971
 Rothert, Harlow P. 1928, 29, 30
 Rowley, Milton H. 1930
 Rusco, Patrick D. 1971, 72, 73
 Ryan, Jack 2012
 Ryan, Jeffrey K. 1978, 79, 80, 81

S

Sanders, Christian 2013
 Saunders, William F. 1933
 Sauer, Peter 1996, 97, 98, 99

Schabel, Fred K. 1933
 Schader, George 1976, 78
 Scharfen, John 1948
 Schmalzried, Thomas 1977, 79, 80
 Schott, Carl V. 1935
 Schwager, Charles 1987
 Schwaiger, Leo E. 1954, 55
 Schwarzenbeck, Francis 1918
 Schweitzer, Edward H. 1974, 75, 76
 Seaton, Mark 1996, 97, 98, 99
 Selleck, George A. 1954, 55, 56
 Seymour, Kent 1983, 84, 85
 Shiller, Drew 2008, 09, 10
 Shipkey, Harry H. 1924, 25
 Shipkey, Theodore 1925, 26
 Shupe, Lewis H. 1963, 64
 Shupe, Steven J. 1972, 73
 Siebert, Thomas T. 1938
 Similia, Alan W. 1962
 Simons, Alan W. 1962
 Simons, Mike 1975, 76
 Sloat, George E. 1946
 Smalling, Charles O. 1928
 Smith, John K. 1943
 Smith, Terry A. 1980
 Sobomehin, Olatunde 2003
 Sommers, Robert H. 1962, 63
 Stahl, John K. 1958, 59, 60
 Steele, Gordon D. 1923, 24, 25
 Stevens, Patrick L. 1971
 Stephenson, William W. 1947, 1948, 1949
 Stevenson, William B. 1951
 Stewart, John K. 1929
 Stoeffen, Arthur O. 1936, 37, 38
 Stratton, John S. 1971, 72
 Sullivan, O.M. 1917
 Sutherland, Darrell W. 1961, 62, 63
 Suzdaleff, Oleg 1951, 52, 53
 Swanholm, Keith H. 1919

T


Talbot, Al 1953
 Tampeke, E. John 1929
 Taylor, James R. 1940, 41
 Taylor, Paul A. 1946
 Taylor, Terry 1986, 87, 88, 89
 Terry, Claude L. 1970, 71, 72
 Thomas, Stuart 1987
 Thompson, James G. 1928
 Thompson, Kelly 1975
 Thompson, Mark 1995, 96, 97
 Thompson, Morley P. 1947, 48
 Thuesen, Jerry 1958, 59, 60
 Tipton, Michael E. 1958
 Tod, Jay K. 1932, 33
 Tomsic, Ronald P. 1952, 53, 54, 55
 Topping, W. Keith 1933, 34, 35
 Trobbe, Scott R. 1973, 74, 75
 Trotter, Jack 2009, 10, 11, 12
 Tshionyi, Kamba 1995, 96, 97, 98
 Tucker, S. Edward 1951, 52
 Turner, J. Howell 1935, 36, 37
 Turner, William T. 1954, 55
 Tyler, Donald M. 1929, 30

V

Van Galder, Gary C. 1956, 57
 Van Elswyk, Pete 1997, 98
 Verhoeven, Grant 2013
 Vincent, Louis R. 1926, 27, 28
 Vlahov, Andrew 1988, 89, 90, 91
 Vojvodich, Nicholas 1957
 Voss, Edward A. 1941, 42, 43

W

Wagner, Harold A. 1955, 56, 57
 Wagner, Ronald A. 1954, 55, 56
 Wall Doug 1984, 85
 Wallace, J.M. 1915, 16



Claude Terry


Walsh, James P. 1950, 51, 52
 Ward, Orlando 1979, 80, 82
 Waring, Clinton J. 1956, 57
 Warren, Douglas L.B. 1958, 59
 Warren, William B. 1950
 Washington, Fred 2004, 05, 06, 07, 08
 Watson, Paul C. 1951
 Weatherby, Carlton 2003, 04, 06, 07
 Weaver, J. Carrell 1930, 33
 Weaver, Jason 1991, 92
 Weaver, Richard C. 1965
 Weems, Kris 1996, 97, 98, 99
 Welch, Brian 1979, 80, 81, 82
 Wells, Frank M. 1940
 Wensel, Robert J. 1940, 41
 Wente, Karl 1996, 97
 Westphal, James D. 1953
 Wheatly, Winston R. 1915, 16, 17
 Whitsitt, Novian 1984, 85, 86, 87
 Wichary, Hans 1981, 82, 83, 84
 Williams, Brent 1991, 92, 93, 94
 Williams, Donald E. 1939, 40, 41
 Williams, John 1984, 85
 Williamson, Frederick W. 1918, 19
 Windsor, John T. 1960, 61, 62
 Wingate, Deshon 1988, 89, 90, 91
 Wood, Casimir J. 1944
 Worthy, A.E. 1914, 15, 16
 Wright, Howard 1986, 87, 88, 89
 Wustrack, Karl M. 1966

Y

Yardley, George H. 1948, 49, 50
 Young, Roderick A. 1966
 Young, Tim 1995, 97, 98, 99

Z

Zamloch, Archer W. 1935
 Zaninovich, George 1952, 53
 Zimmermann, Andrew 2010, 11, 12
 Zonne, Phil W. 1937, 38, 39
 Zonne, Robert J. 1936, 37



Kris Weems

All-Time Numerical Roster (1951-Present)

(1951-present)

00

Keith Jones1983-84
Joe Kirchofer1999-2000, 01-02, 02-03, 03-04

1

Josh Childress 2001-02, 02-03, 03-04
Mitch Johnson 2005-06, 06-07, 07-08, 08-09
Christian Sanders.....2012-13

2

Curtis Borchardt2001-02
Mark Bradford2003-04, 04-05
Landry Fields.....2006-07, 07-08, 08-09, 09-10
Aaron Bright.....2010-11, 11-12, 12-13

3

Ron Tomsic1951-52, 52-53 (red),
.....53-54 (red), 54-55 (red)
Nick Vojvodich1955-56 (red)
Kris Weems1995-96, 96-97, 97-98, 98-99
Kyle Logan1999-2000, 00-01, 01-02
Carlton Weatherby2002-03, 03-04, 04-05, 05-06, 06-07
Anthony Brown2010-11, 11-12

4

James Walsh1951-52
Ron Tomsic1952-53 (white), 53-54 (white),
.....54-55 (white)
Nick Vojvodich1955-56 (white)
Ricky Lewis1982-83
Dave Patzwald1984-85
Dion Cross1992-93, 93-94, 94-95, 95-96
Michael McDonald ...1997-98, 98-99, 99-2000, 00-01
Anthony Goods.....2005-06, 06-07, 07-08, 08-09
Stefan Nastic.....2010-11, 11-12, 12-13

5

George Zaninovich1951-52
Oleg Suzdaleff1952-53 (red), 53-54 (red)
Beppo Dyer1954-55 (red), 55-56 (red)
Peter Sauer1995-96, 96-97, 97-98, 98-99
Teyo Johnson2000-01, 01-02, 02-03
Jeremy Green.....2008-09
Chasson Randle.....2011-12, 12-13

6

Bruce Iversen1951-52
Oleg Suzdaleff1952-53 (white), 53-54 (white)
Beppo Dyer1954-55 (white), 55-56 (white)

7 (retired)

Hank Luisetti1935-36, 36-37, 37-38

8

Thomas Green1951-52

9

Ed Tucker1951-52
David Epperson1952-53 (red), 53-54 (red)
Bill Bond1954-55 (red), 1955-56 (red)

10

James Ramstead 951-52
David Epperson1952-53 (white), 53-54 (white)
Bill Bond1954-55 (white), 55-56 (white)
Beppo Dyer1956-57 (white)
Andy Fischer1982-83, 83-84, 84-85, 85-86
Charles Schwager1986-87
Mark Thompson1994-95, 95-96
Tim Morris2004-05, 05-06
Drew Shiller.....2007-08, 08-09, 09-10
Robbie Lemons.....2010-11, 11-12, 12-13

11

William Stevenson1951-52
George Zaninovich1952-53 (red)
Ike Isaacs1954-55 (red), 55-56 (red)
Beppo Dyer1956-57 (red)
John Stahler1957-58, 58-59
Fred Pegelow1959-60
Lew Shupe1961-62, 62-63, 63-64
Tom Nisbet1965-66, 66-67
John Patrick1987-88, 88-89, 89-90, 90-91
Warren Gravely1991-92, 92-93, 93-94, 94-95
Arthur Lee1995-96, 96-97, 97-98, 98-99
Curtis Borchardt1999-2000, 00-01
Chris Hernandez2001-02, 02-03, 03-04, 04-05, 05-06
Brook Lopez2006-07, 07-08
Andy Brown2011-12, 12-13

12

Fritz Fenster1951-52
George Zaninovich1952-53 (white)
Ike Isaacs1954-55 (white), 55-56 (white)
Hap Wagner1956-57 (white)
Keith Ramee1982-83, 83-84, 84-85, 85-86
Damon Whitsitt1986-87
Olatunde Sobomehin.2002-03
Rosco Allen.....2012-13

13

Thomas DeFour1951-52
Russ Lawler1952-53 (red), 53-54 (red),
.....54-55 (red)
Ron Wagner1955-56 (red)
Hap Wagner1956-57 (red)
Jerry Rose1957-58, 58-59
Bub Bowling1960-61
Chris Babs1961-62, 63-64
Gary Petersmeyer1965-66, 66-67, 67-68
Bob Nicholson1969-70, 70-71, 1971-72
Mark Gilberg1972-73, 1973-74, 74-75
John Mancasola1975-76
Daryle Morgan1976-77, 77-78, 78-79, 79-80
Drew Shiller2006-07, 07-08
Emmanuel Igbinosa...2008-09, 09-10
Josh Owens.....2010-11, 11-12

14

Paul Johnson1951-52
Russ Lawler1952-53 (white), 53-54 (white),
.....54-55 (white)
Ron Wagner1955-56 (white)
Bill Bond1956-57 (white)
Ben Bluitt1975-76
Keith Level1976-77
Roger Lemons1980-81, 81-82
John Paye1983-84, 84-85, 85-86
Oliver Cunningham ...1986-87, 87-88, 88-89
Mike Morris1989-90, 91-92
Tyler Besecker2000-01, 01-02, 02-03
Jack Ryan.....2011-12, 2012-13

15

Paul Johnson1952-53 (red)
Bill Turner1953-54 (red), 54-55 (red)
Gary Van Galder1955-56 (red)
Bill Bond1956-57 (red)
Tom Crawford1957-58, 58-59
Phil Kelly1960-61
Rod Young1962-63, 64-65, 65-66
Tom Nisbet1966-67
Chuck Bauer1969-70
Greg Osborn1967-68, 68-69, 69-70
Mike Mann1971-72, 72-73, 73-74
Mike Simons1973-74, 74-75, 75-76
Keith Jones1980-81, 81-82, 82-83

Dave Bennion1994-95, 97-98
Evan Moore2003-04, 2004-05
Lawrence Hill2005-06, 06-07, 07-08, 08-09
Matei Daian2008-09, 09-10

16

Paul Johnson1952-53 (white)
Bill Turner1953-54 (white), 54-55 (white)
Gary Van Galder1955-56 (white)

17

Don Carlson1952-53 (red)
Leo Schwaiger1953-54 (red), 54-55 (red)
Jay Jackson1955-56 (red)

18

Don Carlson1952-53 (white)
Leo Schwaiger1953-54 (white), 54-55 (white)
Jay Jackson1955-56 (white)

19


James Westphal1952-53 (red)
James Johnson1953-54 (red), 54-55 (red)
Dave Dunn1955-56 (red)

20

David Epperson1951-52
James Westphal1952-53 (white)
James Johnson1953-54 (white), 54-55 (white)
Dave Dunn1955-56 (white)
Scott Meinert1984-85, 86-87, 87-88, 88-89
Marcus Lollie1989-90, 90-91, 91-92, 92-93
Alex Gelbard1997-98, 98-99, 99-2000
Dan Grunfeld2002-03, 03-04, 04-05, 05-06
Peter Abraham.....2009-10
Wade Morgan2011-12, 12-13

21

Gary Andrews1951-52
Robert Ogorek1952-53 (red)
Barry Brown1953-54 (red), 54-55 (red), 55-56 (red)
Kent Carter1957-58
Bub Bowling1958-59
Tom Nordland1960-61
Fred Pegelow1960-61, 61-62
Bob Sommers1962-63
Gary Loveridge1962-63, 63-64, 64-65
Bill Halligan1966-67, 67-68
Gary Cain1970-71, 71-72



Hank Luisetti

Ben Bluit 1973-74, 74-75
 Wolfe Perry 1975-76, 76-77, 77-78, 78-79
 Terry Smith 1979-80, 80-81
 Terry Taylor 1985-86, 86-87, 87-88, 88-89
 Kenny Hicks 1989-90, 1990-91, 91-92, 92-93
 David Moseley 1996-97, 97-98, 98-99, 99-2000
 Nick Robinson 2001-02, 02-03, 03-04, 04-05
 Anthony Brown 2012-13

22

Oleg Suzdaleff 1951-52
 Robert Ogorek 1952-53 (white)
 Barry Brown 1953-54 (white), 54-55 (white),
 55-56 (white)
 Gary Van Galder 1956-57 (white)
 George Schader 1975-76, 77-78
 Doug Marty 1978-79, 79-80, 80-81, 81-82
 Kent Seymour 1983-84, 84-85
 Brian Booker 1987-88
 Peter Dukas 1989-90, 90-91, 91-92, 92-93
 Brevin Knight 1993-94, 94-95, 95-96, 96-97
 Justin Davis 2000-01, 01-02, 02-03, 03-04
 Kenny Brown 2005-06, 06-07, 07-08, 08-09
 Jarrett Mann 2008-09, 09-10, 10-11, 11-12

23

Don Carlson 1951-52
 Alan Talbo 1952-53 (red)
 Ron Wagner 1953-54 (red), 1954-55 (red)
 John Henderson 1955-56 (red)
 Gary Van Galder 1956-57 (red)
 Mike Tipton 1957-58, 58-59
 Doug Clemetson 1960-61, 61-62
 Mike Preisler 1962-63, 64-65
 Arthur Harris 1965-66, 66-67
 Tom Pfister 1969-70
 Pat Rusco 1970-71, 71-72, 72-73
 Mike Bratz 1974-75, 75-76, 76-77
 Peter Lallas 1977-8, 78-79, 79-80, 80-81
 Craig Foreman 1981-82, 82-83
 Bryan McSweeney 1985-86, 86-87, 87-88, 88-89
 Bobby Patton 1991-92, 92-93
 Frank Harris 1993-94
 Casey Jacobsen 1999-2000, 00-01, 01-02
 Gabriel Harris 2009-10, 10-11, 11-12, 12-13



Julius Barnes

24

Alan Talbo 1952-53 (white)
 Ron Wagner 1953-54 (white), 54-55 (white)
 John Henderson 1955-56 (white)
 Paul Neumann 1956-57 (white)
 John Williams 1982-83, 83-84, 84-85, 85-86
 Rich Jackson 1993-94, 94-95, 95-96, 96-97
 Julius Barnes 1999-2000, 00-01, 01-02, 02-03
 Chris Bobel 2006-07
 Josh Owens 2007-08, 08-09
 Josh Huestis 2010-11, 11-12, 12-13

25

Wayne Culberson 1952-53 (red)
 Carlos Bea 1953-54 (red), 54-55 (red),
 55-56 (red)
 Paul Neumann 1956-57 (red), 57-58, 58-59
 Don Clemetson 1960-61, 61-62, 62-63
 Skip Hutchinson 1963-64, 64-65, 1965-66
 Greg Andrews 1966-67
 Claude Terry 1969-70, 70-71, 71-72
 Archie Dean 1972-73, 73-74
 Paul Giovacchini 1975-76, 76-77, 77-78, 78-79
 Darin Maurer 1980-81, 81-82, 82-83
 Novian Whitsitt 1983-84, 84-85, 85-86, 86-87
 David Harbour 1991-92, 93-94, 94-95, 95-96
 Tony Giovacchini 1998-99, 99-2000, 00-01, 01-02

26

Wayne Culberson 1952-53 (white)
 Carlos Bea 1953-54 (white), 54-55 (white),
 55-56 (white)

27

Thomas Green 1952-53 (red)
 Denis Mahoney 1954-55 (red)
 Gunnar Christiansen .. 1955-56 (red)

28

Thomas Green 1952-53 (white)
 Denis Mahoney 1954-55 (white)
 Gunnar Christiansen .. 1955-56 (red)

29

Howard Schwartz 1952-53 (red)
 Bill Flanders 1953-54 (red), 54-55 (red),
 55-56 (red)

30

Howard Schwartz 1952-53 (white)
 Bill Flanders 1953-54 (white), 54-55 (white),
 55-56 (white)
 Twig Warren 1956-57 (white)
 Doug Wall 1983-84, 84-85
 Andrew Vlahov 1987-88, 88-89, 89-90, 90-91
 Darren Allaway 1992-93, 93-94, 94-95, 95-96
 Grant Verhoeven 2012-13

31

Donald DeLong 1952-53 (red), 53-54 (red)
 Hap Wagner 1954-55 (red), 55-56 (red)
 Twig Warren 1956-57 (red)
 Doug Warren 1957-58, 58-59
 John Fontius 1960-61, 61-62
 Dave Druliner 1966-67, 67-68, 68-69
 Fred Green 1968-69, 69-70, 70-71
 Jim Montague 1972-73, 73-74
 Mark Pitchford 1977-78
 Kent Seymour 1981-82, 82-83
 Adam Keefe 1988-89, 89-90, 90-91, 91-92
 Jarron Collins 1997-98, 98-99, 99-2000, 00-01
 Taj Finger 2004-05, 05-06, 06-07, 07-08

32

Don DeLong 1951-52, 52-53 (white),
 53-54 (white)
 Hap Wagner 1954-55 (white), 55-56 (white)



George Selleck

John Pflueger 1956-57 (white)
 Johnny Rogers 1981-82, 82-83
 Howard Wright 1985-86, 86-87, 87-88, 88-89
 Andy Poppink 1991-92, 92-93, 93-94, 94-95, 95-96
 Ryan Mendez 1996-97, 97-98, 98-99,
 99-2000, 00-01
 Jason Haas 2002-03, 03-04, 04-05, 05-06
 Da'Veed Dildy 2006-07, 08-09, 09-10

33

Wayne Lockhart 1952-53 (red)
 George Selleck 1953-54 (red), 54-55 (red),
 55-56 (red)
 John Pflueger 1956-57 (red)
 John Hendry 1958-59
 Al Simila 1960-61
 Phil Kelly 1960-61, 61-62
 Bill Farley 1963-64, 64-65
 Karl Wustrack 1964-65, 65-66
 Ed Martin 1966-67
 Don Griffin 1968-69
 Chuck Moore 1967-68, 68-69, 70-71
 David Frost 1971-72, 72-73, 73-74
 Jay Carter 1974-75, 75-76, 76-77, 77-78
 Jeff Washington 1979-80
 Charles Hunt 1981-82, 82-83, 83-84, 84-85
 Brent Williams 1990-91, 91-92, 92-93, 93-94
 Jason Collins 1997-98, 98-99
 Matt Lottich 2000-01, 01-02, 02-03, 03-04
 Dwight Powell 2010-11, 11-12, 12-13

34

Wayne Lockhart 1952-53 (white)
 George Selleck 1953-54 (white), 54-55 (white),
 55-56 (white)
 John Henderson 1956-57 (white)
 John Pflueger 1957-58
 Mike Ledgerwood 1959-60, 60-61, 61-62
 Bob Garner 1962-63
 Mike Preisler 1965-66
 Howard Hassen 1965-66, 66-67
 Bill Barber 1967-68, 68-69, 69-70

Darrell Fregla 1970-71, 71-72
 Melvin Arterberry 1972-73, 73-74, 74-75
 Doug Barnes 1976-77, 77-78, 78-79, 79-80
 Steve Brown 1981-82, 82-83, 83-84, 85-86
 Deshon Wingate 1987-88, 88-89, 89-90, 90-91
 Justin Armour 1992-93
 Karl Wente 1995-96, 96-97
 Jason Collins 1999-2000, 00-01
 Will Paul 2006-07, 07-08, 08-09
 Andrew Zimmermann. 2009-10, 10-11, 11-12

35

Clint Waring 1955-56 (red)
 John Henderson 1956-57 (red)
 Chris Burford 1957-58, 58-59
 Jim Bryan 1959-60, 61-62
 Clayton Raaka 1962-63, 1963-64, 64-65
 Bill Palmer 1967-68, 68-69, 69-70
 Pat Stevens 1970-71, 71-72
 Bob Buell 1972-73
 Rich Wohlstadter 1973-74, 74-75
 Andy Patterson 1975-76
 Ace Edwards 1976-77
 Brian Welch 1978-79, 79-80, 80-81, 81-82
 Nick Ravn 1991-92, 92-93
 Kamba Tshionyi 1994-95, 95-96, 96-97, 97-98

36

Clint Waring 1955-56 (white)

40


Carl Isaacs 1956-57 (white)
 Earl Koberlein 1982-83, 83-84, 84-85, 85-86
 Paul Garrett 1989-90, 90-91, 91-92
 Pete VanElswyk 1996-97, 97-98
 Elliott Bullock 2008-09, 09-10
 John Gage 2010-11, 11-12, 12-13

41

Carl Isaacs 1956-57 (red)
 John Arrillaga 1957-58, 58-59
 Darrell Sutherland 1960-61, 61-62, 62-63
 Ed Martin 1966-67, 67-68, 69-70
 Kimberly Belton 1976-77, 77-78, 78-79, 79-80

42

John Caple 1956-57 (white)
 John Windsor 1959-60, 60-61
 Jack Gilbert 1962-63
 Ray Kosanke 1963-64, 64-65, 65-66



Tom Dose

Dennis O'Neill 1968-69, 69-70, 70-71
 Bruce Menser 1971-72
 Dick Dohrmann 1974-75, 75-76, 76-77, 77-78
 Orlando Ward 1978-79, 79-80, 80-81, 81-82
 Todd Lichti 1985-86, 86-87, 87-88, 88-89
 Rob Little 2001-02, 02-03, 03-04, 04-05
 Robin Lopez 2006-07, 07-08

43

John Caple 1956-57 (red)
 Gary Van Galder 1957-58
 Al Simila 1960-61
 Kent Hinckley 1962-63, 1963-64, 64-65
 Bill Closs 1966-67, 67-68, 68-69
 John Stratton 1970-71, 71-72
 Scott Trobbe 1972-73, 73-74, 74-75
 Scott Russell 1975-76
 Steve Crandell 1977-78, 78-79, 79-80, 80-81
 Neil Johnson 1982-83, 83-84, 84-85, 85-86
 Jason Weaver 1990-91, 91-92

44

Dick Haga 1956-57 (white)
 Bob Whelan 1959-60
 Bill Elfving 1961-62
 Rich Gritschke 1962-63
 Bob Bedell 1963-64, 64-65, 65-66
 Mal McElwain 1966-67, 67-68, 68-69
 Brad Lind 1970-71
 Ed Schweitzer 1972-73, 73-74, 74-75, 75-76
 Tom Schmalzried 1976-77, 77-78, 78-79, 79-80
 John Revelli 1980-81, 81-82, 82-83, 83-84
 Greg Butler 1984-85, 85-86, 86-87, 87-88
 Kenny Ammann 1989-90, 90-91
 Todd Manley 1991-92, 92-93, 93-94, 94-95
 Mark Seaton 1995-96, 96-97, 97-98, 98-99
 Fred Washington 2003-04, 04-05, 05-06, 06-07, 07-08

45

Dick Haga 1956-57 (red), 57-58, 58-59
 Hollis Moore 1961-62, 62-63, 63-64
 Jack Gilbert 1964-65, 65-66
 Don Griffin 1966-67, 66-68
 Mike Michel 1968-69, 69-70, 70-71
 Steve Shupe 1971-72, 72-73
 Mike Simons 1973-74
 Mark Fitzner 1974-75, 75-76, 76-77, 77-78
 Hans Wichary 1980-81, 81-82, 82-83, 83-84
 Derek Bruton 1986-87, 87-88, 88-89, 89-90
 Bart Lammersen 1991-92, 92-93, 93-94, 94-95
 Mark Madsen 1996-97, 97-98, 98-99, 99-2000
 Jeremy Green 2009-10, 10-11

50


Lee Leonard 1956-57 (white)
 Lang Meyer 1987-88, 89-90, 90-91
 Mike Mathiesen 1996-97
 Jack Trotter 2008-09, 09-10, 10-11, 11-12

51

Lee Leonard 1956-57 (red)
 Jerry Thuesen 1957-58, 58-59, 59-60
 Bill Elfving 1960-61
 Elliott Bullock 2012-13

52

Nick Vojvodich 1956-57 (white)
 Phil Joujon-Roche 1957-58, 58-59
 Bob Sommers 1960-61, 61-62
 Craig Cordes 1962-63
 Ralph Morgan 1966-67, 67-68
 Fred Green 1968-69
 Larry Rosenzweig 1969-70, 70-71
 Jack Loomis 1971-72
 Jeff Ryan 1977-78, 78-79, 79-80, 80-81
 Matt Haryasz 2002-03, 03-04, 04-05, 05-06



Todd Lichti

53

Nick Vojvodich 1956-57 (red)
 Jim Weersing 1957-58
 Dick Weaver 1962-63, 64-65
 Bill Farley 1965-66
 Ed Martin 1966-67, 67-68
 Rich Kelley 1972-73, 73-74, 74-75
 Grady Johnson 1983-84, 84-85

54

Clint Waring 1956-57 (white)
 Neal Brockmeyer 1957-58
 Rich Hosley 1960-61
 John Windsor 1961-62
 John Murray 1962-63
 Craig Cordes 1963-64, 64-65
 Rich Baker 1963-64, 65-66, 66-67
 Steve Kuchenbecker 1967-68, 68-69, 69-70
 Bob Buell 1970-71, 71-72
 Dale Peters 1974-75
 Jeff McHugh 1975-76, 76-77, 77-78
 David Nussbaum 1979-80, 80-81, 81-82, 82-83
 Stuart Thomas 1986-87, 87-88

55

Clint Waring 1956-57 (red)
 Mason Byles 1957-58
 Tom Nordland 1958-59
 Tom Dose 1961-62, 62-63, 63-64
 Brock Gowdy 1964-65, 65-66
 Tim Patterson 1972-73, 73-74, 74-75, 75-76
 Scott Howard 1978-79
 Eric Reveno 1984-85, 85-86, 86-87, 88-89
 Jim Morgan 1990-91, 91-92, 92-93, 93-94
 Tim Young 1994-95, 95-96, 96-97, 97-98, 98-99
 Peter Prowitt 2004-05, 05-06, 06-07, 07-08