

STANFORD

Amanda Spinner



Ashley Morgan



Ivana Hong



Samantha Shapiro



Shona Morgan



2013

WOMEN'S GYMNASTICS RECORD BOOK





Stanford Women's Gymnastics 2013 Schedule

Date	Opponent	Location	Time
Jan. 4	NorCal Quad Meet	San Jose, Calif.	7 p.m.
Jan. 12	Arizona, Illinois, San Jose State	Tucson, Ariz.	3 p.m.
Jan. 21	Georgia	Athens, Ga.	11 a.m.
Jan. 26	California	Berkeley, Calif.	7 p.m.
Feb. 2	UCLA	Burnham Pavilion	4 p.m.
Feb. 15	Arizona State	Burnham Pavilion	7 p.m.
Feb. 23	Utah	Salt Lake City	7 p.m.
March 1	California, Oregon State	Stanford, Calif.	TBA
March 10	Oklahoma, North Carolina	Norman, Okla.	12 p.m.
March 23	Pac-12 Championships	Corvallis, Ore.	TBA
April 6	NCAA Regionals	TBD	TBA
April 19	NCAA Team Preliminaries	Los Angeles, Calif.	TBA
April 20	NCAA Super Six Finals	Los Angeles, Calif.	TBA
April 21	NCAA Individual Event Finals	Los Angeles, Calif.	TBA

Home events in bold

All times Pacific

Stanford Facts

General Information

Location: Stanford, Calif.
Enrollment: 15,870 (6,999 undergrad)
Nickname: Cardinal
Colors: Cardinal and White
Conference: Pacific-12
Home Gyms (capacity):
 Maples Pavilion (5,488)
 Burnham Pavilion (1,200)
Training Facility: Ford Center
President: Dr. John L. Hennessy
Athletics Director: Bernard Muir
Sport Administrator: Brian Talbott
Athletics Web site: gostanford.com

Women's Gymnastics Staff

Head Coach:
 Kristen Smyth (California, '93), 12th year
Record at Stanford: 174-46-1
E-mail: kmsmyth@stanford.edu
Office phone: (650) 725-6143
Associate Head Coach:
 Chris Swircek (San Jose St. '93), 10th year
E-mail: cswircek@stanford.edu
Assistant Coach:
 Tabitha Yim (Stanford '08), third year
E-mail: tyim@stanford.edu
Office phone: (650) 724-0457
Office fax: (650) 725-4471
Volunteer Assistant Coach: Allan Fusilero
Athletic Trainer: Jennifer Schmunk
Performance Specialist: Jason Quan
Sport Nutritionist: Claire Maust
Student Manager: Tori Lewis

Team Information

2012 Record: 14-6
2012 NCAA Finish: Fourth
2012 Regional Finish: Second
2012 Pac-12 Finish: Fourth
Returning All-Conference gymnasts:
 Ivana Hong, Ashley Morgan, Shona Morgan
NCAA Super Six Appearances:
 2002, 2004, 2007, 2008, 2010, 2012
Best NCAA Finish: Third (2004, 2008)
Letterwinners Ret/Lost: 11/3

Media Relations

Women's Gymnastics Contact: Greg Marsh
Marsh's Office Phone: (650) 736-7635
Marsh's E-mail: gbmarsh@stanford.edu
Media Relations Fax: (650) 725-2957
Mailing Address:
 Stanford Athletics Media Relations
 Arrillaga Family Sports Center
 641 E. Campus Dr.





From left to right: (top) Samantha Shapiro, Melissa Chuang, Shona Morgan, Alex Archer, Jenna Frowein, Pauline Hanset, Maggie Teets; (bottom) Kristina Vaculik, Nicole Dayton, Rebecca Wing, Amanda Spinner, Taylor Rice, Ashley Morgan, Ivana Hong, Lucy Meyer.

2013 Stanford Women's Gymnastics Roster

Name	Ht.	Yr.	Hometown	High School	Club
Alex Archer	5-7	So.	Newport Beach, Calif.	Newport Harbor	Precision Gymnastics
Melissa Chuang	5-1	Fr.	Cupertino, Calif.	Monta Vista	Airborne Gymnastics
Nicole Dayton	5-4	Sr.	Grand Rapids, Mich.	East Grand Rapids	Twisters
Jenna Frowein	5-6	Fr.	Kaneohe, Hawaii	Punahou School	Hawaii island Twisters
Pauline Hanset	5-4	So.	Knoxville, Tenn.	West	Premier Athletics
Ivana Hong	5-1	So.	Allen, Texas	Lovejoy	World Olympic Gymnastics
Lucy Meyer	4-11	Jr.	St. Paul, Minn.	St. Paul Academy	Twin City Twisters
Ashley Morgan	5-1	Sr.	Danville, Calif.	Carondelet	Bay Aerials Gymnastics
Shona Morgan	5-3	Jr.	Melbourne, Australia	Distance Education Centre	Waverley Gymnastics Centre
Taylor Rice	5-0	Fr.	Las Vegas, Nev.	Pine Creek	Colorado Aerials Gymnastics
Samantha Shapiro	5-0	So.	Los Angeles, Calif.	Windward School	All-Olympia Gymnastics
Amanda Spinner	5-3	Jr.	Danville, Calif.	Monte Vista	Bay Aerials Gymnastics
Maggie Teets	5-3	Fr.	Colorado Springs, Colo.	Pine Creek	Colorado Aerials Gymnastics
Kristina Vaculik	5-1	So.	Whitby, Ontario, Canada	Sinclair Secondary	Gemini Gymnastics
Rebecca Wing	5-5	So.	Farnborough, England	Farn. Sixth Form College	Heathrow Gymnastics

Coaching Staff

Head Coach: Kristen Smyth (California '93), 12th season

Associate Head Coach: Chris Swircek (San Jose State '93), 10th season

Assistant Coach: Tabitha Yim (Stanford '08), third season

Pronunciation Guide

Kristen Smyth (Smith)
 Melissa Chuang (sch-WONG)
 Jenna Frowein (FROW-en)
 Ivana Hong (EE-vah-na)

Shona Morgan (SHOW-na)
 Kristina Vaculik (vah-COOL-ick)
 Chris Swircek (SWAR-zek)



2012 Team Results

2012 Team Results (14-6 regular season, 23-12 overall)

Jan. 15	NorCal Quad Meet	1st of 4		Stanford (B)
	San Jose State	W	194.900-194.300	
	Sacramento State	W	194.900-191.575	
	UC Davis	W	194.900-190.775	
Jan. 22	Washington	W	195.925-195.725	Stanford (B)
Jan. 27	Oregon State	L	194.525-196.800	Corvallis, Ore.
Feb. 5	UCLA	L	196.450-197.250	Los Angeles
Feb. 12	California	W	196.175-194.725	Berkeley, Calif.
Feb. 18	Metroplex Challenge	1st of 3		Fort Worth, Texas
	Bridgeport	W	196.375-193.600	
	Brown	W	196.375-191.725	
Feb. 24	Utah	L	196.100-196.300	Salt Lake City
March 4	Stanford Tri-meet	1st of 3		Stanford (B)
	Arizona	W	196.575-195.025	
	California	W	196.575-191.450	
March 9	Arizona State	W	196.475-194.975	
March 24	Pacific-12 Championships	4th of 8		Los Angeles
	UCLA	L	196.825-197.425	
	Utah	L	196.825-197.375	
	Oregon State	L	196.825-197.025	
	Arizona	W	196.825-195.900	
	Arizona State	W	196.825-194.550	
	Washington	W	196.825-194.125	
	California	W	196.825-193.525	
April 7	NCAA Champaign Regional	2nd of 6		Champaign, Ill.
	Oklahoma	L	196.675-197.075	
	Illinois	W	196.675-195.725	
	Denver	W	196.675-194.875	
	Kentucky	W	196.675-194.750	
	Illinois-Chicago	W	196.675-194.150	
April 20	NCAA Team Semifinals	3rd of 6		Duluth, Ga.
	UCLA	L	197.125-197.400	
	Utah	L	197.125-197.200	
	Oklahoma	W	197.125-196.925	
	Nebraska	W	197.125-196.625	
	LSU	W	197.125-196.550	
April 21	NCAA Super Six	4th of 6		Duluth, Ga.
	Alabama	L	197.500-197.850	
	Florida	L	197.500-197.775	
	UCLA	L	197.500-197.750	
	Utah	W	197.500-197.375	
	Arkansas	W	197.500-196.300	

Individual Season Highs

Name	Score	Meet	Date
Vault			
Ivana Hong	9.975	NCAA Super Six	April 21
Uneven Bars			
Nicole Pechanec	9.950	Arizona State	March 9
Balance Beam			
Alyssa Brown	9.925	Oregon State	Jan. 27
Shona Morgan	9.925	Metroplex	Feb. 18
Alyssa Brown	9.925	Arizona State	March 9
Floor Exercise			
Ashley Morgan	9.950	Arizona, Cal	March 4
Ashley Morgan	9.950	Pac-12	March 24
All-Around			
Ivana Hong	39.475	NCAA Super Six	April 21
Nicole Pechanec	39.450	Arizona, Cal	March 4
Nicole Pechanec	39.325	UCLA	Feb. 5

Team Season Highs

Event	Score	Meet	Date
Vault	49.550	NCAA Super Six	April 21
Uneven Bars	49.400	Cal	Feb. 12
	49.400	Arizona, Cal	March 4
	49.400	NCAA Regional	April 7
Balance Beam	49.500	Pac-12	March 24
Floor Exercise	49.425	Pac-12	March 24
Team Score	197.500	NCAA Super Six	April 21

Team Event Scores

Competition	Vault	Bars	Beam	Floor	Total
NorCal Quad Meet	48.850	48.925	48.300	48.825	194.900
Washington	48.750	49.150	49.100	48.925	195.925
At Oregon State	48.950	48.875	47.750	48.750	194.525
At UCLA	49.300	49.125	49.025	49.000	196.450
At California	48.950	49.400	49.050	48.775	196.175
Metroplex Challenge	48.850	49.075	49.175	49.275	196.375
At Utah	49.300	48.800	49.150	49.050	196.300
Arizona, California	49.200	49.400	48.975	48.975	196.575
At Arizona State	49.100	49.150	49.350	48.875	196.475
Pac-12 Championships	49.450	48.450	49.500	49.425	196.825
NCAA Illinois Regional	48.950	49.400	49.250	49.075	196.675
NCAA Semifinals	49.300	49.300	49.375	49.150	197.125
NCAA Super Six	49.550	49.350	49.325	49.275	197.500

2012 Award Winners

Stanford Team Awards

Cardinal Award	Alyssa Brown
MVP	Nicole Pechanec
Academic Award	Shona Morgan
Most Inspirational	Amanda Spinner
Most Improved	Pauline Hanset
NACGC/W Scholastic All-Americans	Alyssa Brown, Jenny Peter, Shona Morgan, Samantha Shapiro, Amanda Spinner, Rebecca Wing

All-Americans

First team	Ivana Hong, balance beam Samantha Shapiro, uneven bars Amanda Spinner, balance beam
Second team	Alyssa Brown, vault Ivana Hong, vault Ashley Morgan, floor Shona Morgan, uneven bars Nicole Pechanec, floor, all-around

Pacific-12 Conference Honors

First team	Ashley Morgan, floor exercise Ashley Morgan, uneven bars
Second team	Ivana Hong, vault Shona Morgan, balance beam
All-Academic, first team	Shona Morgan Jenny Peter
All-Academic, second team	Nicole Pechanec
Honorable mention	Alyssa Brown Lucy Meyer Ashley Morgan



NACGC/Women's Scholastic All-Americans


Shelley Alexander	2010, 2011
Hillary Anderson	1993
Kendall Beck	2004
Brittany Billmaier	2004, 2005
Jennifer Bloom	1990
Alyssa Brown	2012
Molly Brown	1992, 1993, 1994
Katie Clancy	1992, 1993, 1994
Alissa Cooper	2000, 2002, 2003
Amanda Delgado	2004, 2005
Julie Dunhill	1990, 1991
Lauren Elmore	2005, 2006, 2007, 2008
Kelly Fee	2006, 2007, 2008, 2009
Caroline Fluhrer	2002, 2003, 2004
Natalie Foley	2003, 2006
Marietta Frey	1990, 1991
Abby Gair	2000
Erin Geary	2004
Shelly Goldberg	2002, 2003, 2004
Sarah Harding	2000
Katy Herbert	2002
Danielle Ikoma	2010
Allyse Ishino	2007, 2009
Carly Janiga	2007, 2008, 2009, 2010
Katie Jennings	1994
Tara LaMorte	1998
Lise Leveille	2002, 2003, 2004
Julie McGraw	2000
Lucy Meyer	2011
Keri Monahan	1998
Shona Morgan	2011, 2012
Amy Neio	1998
Gretchen O'Henley	2008, 2009
Nicole Ourada	2009
Nicole Pechanec	2010
Jenny Peter	2009, 2010, 2011, 2012
Robin Phelps	2002
Alex Pintchouk	2005, 2006, 2007, 2008
Aimee Precourt	2005, 2006, 2007, 2008
Heather Purnell	2009
Blair Ryland	2009, 2010
Samantha Shapiro	2012
Alexandra Skoly	2009
Amanda Spinner	2011, 2012
Stacy Sprando	2004, 2006, 2008
Glyn Sweets	2006
Anne Thananopavarn	1998
Jenny Ward	1993, 1994
Tenaya West	2009, 2010
Jenny Wilson	1998, 1999, 2000
Lindsay Wing	2003, 2004
Rebecca Wing	2012
Kim Young	1998, 1999, 2000

Stanford's 2012 Individual First Places

Date	Opponent	Name	Event	Score
Jan. 15	NorCal Quad	Nicole Dayton	Vault	9.825
		Nicole Pechanec	Vault	9.825
		Nicole Pechanec	Bars	9.900
		Ashley Morgan	Floor	9.900
Jan. 22	Washington	Rebecca Wing	Bars	9.900
		Ashley Morgan	Beam	9.900
		Ashley Morgan	Floor	9.900
		Nicole Pechanec	All-Around	39.250
Jan. 27	Oregon State	Alyssa Brown	Beam	9.925
Feb. 5	UCLA	Nicole Pechanec	Floor	9.900
Feb. 12	Cal	Nicole Dayton	Vault	9.875
		Nicole Pechanec	Bars	9.925
		Ivana Hong	Beam	9.900
		Shona Morgan	Beam	9.900
		Pauline Hanset	Floor	9.850
Ashley Morgan	All-Around	39.175		
Feb. 18	Metroplex	Ashley Morgan	Bars	9.875
		Shona Morgan	Beam	9.925
		Nicole Pechanec	Floor	9.925
		Ashley Morgan	Floor	9.925
Feb. 24	Utah	Ashley Morgan	Bars	9.850
		Nicole Pechanec	Bars	9.850
		Amanda Spinner	Beam	9.875
		Ashley Morgan	Floor	9.900
March 4	Arizona, Cal	Ivana Hong	Vault	9.900
		Nicole Pechanec	Bars	9.925
		Amanda Spinner	Beam	9.850
		Ashley Morgan	Floor	9.950
		Nicole Pechanec	All-Around	39.450
March 9	Arizona State	Nicole Pechanec	Bars	9.950
		Alyssa Brown	Beam	9.925
		Ivana Hong	Floor	9.850
		Ashley Morgan	Floor	9.850
March 24	Pac-12	Ivana Hong	Vault	9.950
		Ashley Morgan	Floor	9.950
April 7	NCAA Regional	Alyssa Brown	Vault	9.900
		Nicole Pechanec	Bars	9.925
		Amanda Spinner	Beam	9.900



Nicole Dayton



Shona Morgan

Stanford at Conference Championships

Year	Site	Score	Place	Conf.
2012	Salt Lake City	196.825	4th	Pac-12
2011	Los Angeles	195.975	4th	Pac-10
2010	Tucson, Ariz.	196.550	2nd	Pac-10
2009	Stanford, Calif.	196.525	3rd	Pac-10
2008	Seattle, Wash.	197.000	1st	Pac-10
2007	Tempe, Ariz.	196.950	2nd	Pac-10
2006	Corvallis, Ore.	197.100	1st	Pac-10
2005	Berkeley, Calif.	194.600	4th	Pac-10
2004	Tucson, Ariz.	197.900	1st	Pac-10
2003	Los Angeles	197.700	2nd	Pac-10
2002	Stanford, Calif.	196.150	3rd	Pac-10
2001	Seattle, Wash.	197.850	1st	Pac-10
2000	Tempe, Ariz.	193.850	6th	Pac-10
1999	Corvallis, Ore.	195.150	4th	Pac-10
1998	Los Angeles, Calif.	195.275	1st	Pac-10
1997	Tucson, Ariz.	196.325	2nd	Pac-10
1996	Corvallis, Ore.	193.000	6th	Pac-10
1995	Tempe, Ariz.	191.825	5th	Pac-10
1994	Seattle, Wash.	191.550	4th	Pac-10
1993	Stanford, Calif.	189.000	7th	Pac-10
1992	Tucson, Ariz.	191.20	5th	Pac-10
1991	Los Angeles	187.75	5th	Pac-10
1990	Berkeley, Calif.	183.45	7th	Pac-10
1989	Corvallis, Ore.	186.55	6th	Pac-10
1988	Tempe, Ariz.	182.55	6th	Pac-10
1987	Pullman, Wash.	181.75	6th	Pac-10
1986	Stanford, Calif.	181.25	4th	Pac West
1985	Fullerton, Calif.	180.75	4th	WCAA
1984	Long Beach, Calif.	180.50	6th	WCAA
1983	San Diego, Calif.	174.65	5th	WCAA
1982	Berkeley, Calif.	N/A	1st	NorCal
1981	Fresno, Calif.	139.20	1st	NorCal
1980	San Jose, Calif.	134.80	1st	NorCal
1979	Berkeley, Calif.	127.25	2nd	NorCal
1978	San Jose, Calif.	104.55	2nd	NorCal

Stanford's Individual Conference Champions

Year	Name	Event	Score	Conf.
2012	Ivana Hong	Vault	9.950	Pac-12
	Ashley Morgan	Floor	9.950	
2011	Ashley Morgan	Floor	9.900	Pac-10
2010	Carly Janiga	Floor	9.925	Pac-10
2009	Carly Janiga	All-around	39.575	Pac-10
		Bars	9.90	
		Beam	9.95	
	Nicole Ourada	Bars	9.90	
		Floor	9.90	
2008	Tabitha Yim	All-around	39.550	Pac-10
	Carly Janiga	Beam	9.95	
	Liz Tricase	Bars	9.95	
2007	Liz Tricase	Bars	9.95	Pac-10
2006	Tabitha Yim	All-around	39.650	Pac-10
		Beam	9.975	
	Liz Tricase	Bars	9.925	
2004	Natalie Foley	All-around	39.800	Pac-10
		Vault	10.00	
		Bars	9.95	
	Carolyn Fluhrer	Beam	9.95	
	Lindsay Wing	Beam	9.95	
2003	Lindsay Wing	Beam	9.975	Pac-10
2002	Lise Leveille	Beam	9.90	Pac-10
	Lindsay Wing	Beam	9.90	
2001	Lindsay Wing	Beam	9.975	Pac-10
1984	Nanci Goldsmith	Beam	9.55	WCAA
1982	Merilyn Chapman	All-around	36.85	NorCal
		Bars		
		Beam		
		Floor		
	Linda Bledsoe	Vault		
1981	Merilyn Chapman	All-around	36.85	NorCal
		Bars	9.35	
		Beam	9.25	
		Floor	9.35	
1980	Karen Hall	All-around	35.85	NorCal
		Bars	9.05	
		Beam	9.00	
		Floor	9.10	
1979	Karen Hall	All-around	34.95	NorCal
	Anne Smith	Vault	9.15	
		Beam	8.50	



Ashley Morgan was the conference floor champion in 2011 and 2012.



Karen Hall won the 1979 and 1980 NorCal all-around titles.



Stanford's All-Americans

Kendall Beck
2002: V (1st)

Alyssa Brown
2012: V (2nd)

Marilyn Chapman
1982: BB (1st)

Jene Elzie
1992: AA (2nd)

Jennifer Exaltacion
2000: AA, BB (2nd)

Kelly Fee
2007: BB (1st)

Caroline Fluhrer
2004: UB, FX (1st)
2003: UB (2nd)

Natalie Foley
2006: V, UB (2nd)
2004: AA, V, UB, FX (1st); BB (2nd)
2003: AA (1st); V, UB (2nd)

Larissa Fontaine
1999: V (1st)
1998: V (1st)
1997: V, UB, FX (2nd)

Sarah Harding
1999: FX (1st)

Katy Herbert
2000: BB (1st)

Ivana Hong
2012: BB (1st); V (2nd)

Carly Janiga
2010: UB (1st); BB (1st); AA (1st)
2009: UB (1st); AA (2nd)
2008: FX (2nd)
2007: AA, V, FX (1st)

Kristin Jensen
1999: UB (2nd)

Lise Leveille
2004: AA (1st); V, UB, BB, FX (2nd)
2002: BB (1st); FX (2nd)
2001: FX (1st)

Ashley Morgan
2012: FX (2nd)

Shona Morgan
2012: UB (2nd)

Nicole Pechanec
2012: AA (2nd); FX (2nd)

Amy Murakami
1999: UB, FX (2nd)
1996: AA (1st); BB, FX (2nd)

Nicole Ourada
2009: UB (1st); FX (2nd)
2008: BB (1st); AA (2nd)
2007: BB (1st); AA, V (2nd)

Blair Ryland
2010: V (1st)
2007: V (2nd)

Samantha Shapiro
2012: UB (1st)


Amanda Spinner
2012: BB (1st)

Glyn Sweets
2003: V, BB (2nd)


Liz Tricase
2008: UB (1st)
2007: V (1st)

Lindsay Wing
2004: BB (1st); AA, UB (2nd)
2003: BB (1st); UB (2nd)
2002: BB (1st)
2001: AA, BB (1st); FX (2nd)

Tabitha Yim
2008: AA, UB, BB (1st)
2007: AA, BB, FX (1st); UB (2nd)
2006: AA, UB, FX (1st)
2005: AA, UB, BB, FX (1st)



Kendall Beck



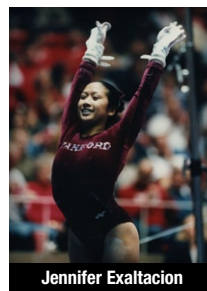
Alyssa Brown




Marilyn Chapman



Jene Elzie




Jennifer Exaltacion




Kelly Fee



Caroline Fluhrer



Natalie Foley



Larissa Fontaine



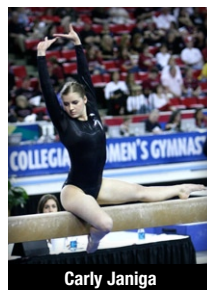
Sarah Harding




Katy Herbert



Ivana Hong




Carly Janiga



Kristin Jensen




Lise Leveille



Ashley Morgan




Shona Morgan




Nicole Pechanec




Amy Murakami




Nicole Ourada



Blair Ryland




Samantha Shapiro



Amanda Spinner




Glyn Sweets



Liz Tricase



Lindsay Wing



Tabitha Yim





Stanford at Regional Championships

Year	Site	Score	Place
2012	Champaign (Champaign, Ill.)	196.675	2nd of 6
2011	Ann Arbor (Ann Arbor, Mich.)	195.225	4th of 6
2010	Southeast (Morgantown, W.Va.)	196.775	1st of 6
2009	South Central (Fayetteville, Ark.)	196.200	2nd of 6
2008	Central (Baton Rouge, La.)	197.525	2nd of 6
2007	South Central (Stanford)	196.600	1st of 6
2006	West (Stanford)	195.275	3rd of 6
2005	West (Seattle, Wash.)	194.750	4th of 6
2004	North Central (Denver, Colo.)	196.575	1st of 6
2003	North Central (Salt Lake City, Utah)	196.625	2nd of 6
2002	North Central (Denver, Colo.)	196.125	1st of 6
2001	Northeast (Ann Arbor, Mich.)	196.725	2nd of 6
2000	Region I (Corvallis, Ore.)	195.975	3rd of 6
1999	Region IV (Baton Rouge, La.)	194.675	1st of 6
1998	West (Seattle, Wash.)	194.625	3rd of 7
1997	West (Boise, Idaho)	193.950	5th of 11
1996	West (Los Angeles)	194.700	3rd of 7
1995	West (Corvallis, Ore.)	192.575	3rd of 7
1994	West (Boise, Idaho)	188.775	7th of 11
1993	West (Corvallis, Ore.)	191.875	3rd of 7
1992	West (Berkeley, Calif.)	191.250	4th of 7
1991	West (Corvallis, Ore.)	187.750	6th of 7
1990	West (Los Angeles)	185.900	6th of 7
1989	Western (Fullerton, Calif.)	185.60	6th of 7
1988	West (Corvallis, Ore.)	182.95	5th of 7
1987	West (Seattle, Wash.)	183.80	4th of 7
1986	West (Corvallis, Ore.)	181.50	5th of 6
1985	West (Corvallis, Ore.)	177.15	5th of 6
1984	West (Fullerton, Calif.)	176.80	6th of 6
1983	did not qualify	--	--
1982	West (Tucson, Ariz.)	142.55	5th
1981	WIAAW Region 8 (Fullerton, Calif.)	138.10	6th
1980	WIAAW Region 8 (San Diego, Calif.)	135.40	6th of 8
1979	did not qualify	--	--
1978	did not qualify	--	--

Stanford's Individual Regional Champions

Year	Name	Event	Score	Regional
2012	Alyssa Brown	Vault	9.900	Champaign
	Nicole Pechanec	Bars	9.925	
	Amanda Spinner	Beam	9.900	
2010	Shelley Alexander	Vault	9.950	Southeast
		Beam	9.900	
2009	Carly Janiga	All-around	39.425	South Central
	Allyse Ishino	Bars	9.90	
	Nicole Ourada	Vault	9.875	
2008	Kelly Fee	Beam	9.95	Central
	Liz Tricase	Bars	9.95	
	Tabitha Yim	Beam	9.95	
2007	Tabitha Yim	All-around	39.475	South Central
		Bars	9.90	
	Liz Tricase	Vault	9.90	
2006	Tabitha Yim	All-around	39.525	West
		Bars	9.95	
		Beam	9.90	
2004	Lise Leveille	All-around	39.425	North Central
	Lindsay Wing	Bars	9.90	
		Beam	9.925	
	Natalie Foley	Vault	9.90	
	Jessica Louie	Vault	9.90	
2003	Natalie Foley	Vault	9.90	North Central
2002	Lindsay Wing	All-around	39.500	North Central
		Beam	9.90	
	Caroline Fluhrer	Bars	9.925	
	Lise Leveille	Beam	9.90	
2001	Lindsay Wing	All-around	39.525	Northeast
		Beam	9.95	
	Lise Leveille	Floor	9.95	
	Robin Phelps	Vault	9.925	
2000	Katy Herbert	Beam	9.925	Region I
1999	Katy Herbert	Beam	9.875	Region IV
1998	Larissa Fontaine	Vault	9.95	West
1996	Amy Murakami	All-around	39.375	West

1993	Hillary Anderson	Bars	9.90	West
	Jene Elzie	Bars	9.90	
1985	Beth Pope	Vault	9.60	West
1979	Karen Hall	Floor	9.10	WIAAW Region 8

Stanford at NCAA Championships

Year	Site	Round	Score	Place (finish)
2012	Duluth, Ga.	Super Six	197.500	4th of 6
2010	Gainesville, Fla.	Super Six	197.100	4th of 6 (4th)
		Prelims (2)	196.300	3rd of 6
2009	Lincoln, Neb.	Prelims (1)	196.225	4th of 6 (8th)
2008	Athens, Ga.	Super Six	196.750	3rd of 6 (3rd)
		Prelims (2)	196.900	3rd of 6
2007	Salt Lake City	Super Six	196.825	5th of 6 (5th)
		Prelims (2)	197.200	2nd of 6
2004	Los Angeles	Super Six	197.125	3rd of 6 (3rd)
		Prelims (1)	196.850	1st of 6
2003	Lincoln, Neb.	Prelims (2)	196.200	5th of 6 (8th)
2002	Tuscaloosa, Ala.	Super Six	196.025	6th of 6 (6th)
		Prelims (2)	196.050	3rd of 6
2001	Athens, Ga.	Prelims (2)	195.400	4th of 6 (8th)
1999	Salt Lake City	Prelims (1)	194.000	5th of 6 (10th)
1996	Tuscaloosa, Ala.	Prelims	194.025	6th of 6 (9th)
1992	Minneapolis	Finals	189.100	10th of 12 (10th)

Top 10 Finishes by Event

Event	Name	Place	Score	Year
All-Around	Carly Janiga	3rd	39.525	2010
	Carly Janiga	4th	39.500	2007
	Tabitha Yim	7th	39.500	2008
	Tabitha Yim	7th	39.450	2007
	Natalie Foley	7th	39.375	2003
	Tabitha Yim	8th	39.375	2006
	Natalie Foley	8th	39.525	2004
	Lindsay Wing	8th	39.275	2001
	Merilyn Chapman	8th	36.25	1982
	Merilyn Chapman	9th	NA	1981
Tabitha Yim	10th	39.450	2005	
Vault	Larissa Fontaine	1st	9.8625	1998
	Natalie Foley	3rd	9.894	2004
	Larissa Fontaine	3rd	9.8125	1999
	Kendall Beck	7th	9.763	2002
	Karen Hall	9th	9.10	1979
Blair Ryland	9th	9.7625	2010	
Uneven Bars	Carly Janiga	1st	9.9375	2010
	Carly Janiga	2nd	9.9125	2009
	Samantha Shapiro	2nd	9.900	2012
	Tabitha Yim	6th	9.875	2005
	Liz Tricase	7th	9.8625	2008
	Karen Hall	8th	8.40	1979
	Tabitha Yim	9th	9.325	2006
	Caroline Fluhrer	9th	9.825	2004
	Nicole Ourada	10th	9.8125	2009
	Natalie Foley	10th	9.90	2004
Balance Beam	Lindsay Wing	2nd	9.925	2001
	Carly Janiga	2nd	9.8875	2010
	Nicole Ourada	3rd	9.85	2007
	Lindsay Wing	3rd	9.338	2003
	Katy Herbert	3rd	9.863	2000
	Ivana Hong	4th	9.875	2012
	Amanda Spinner	4th	9.875	2012
	Tabitha Yim	5th	9.875	2008
	Merilyn Chapman	5th	9.30	1982
	Lindsay Wing	6th	9.85	2004
Lise Leveille	6th	9.838	2002	
Tabitha Yim	7th	9.8375	2007	
Tabitha Yim	7th	9.8375	2005	
Nicole Ourada	10th	9.80	2008	
Floor Exercise	Tabitha Yim	3rd	9.9125	2006
	Tabitha Yim	3rd	9.925	2005
	Caroline Fluhrer	5th	9.888	2004
	Carly Janiga	8th	9.8875	2007
	Natalie Foley	9th	9.85	2004
Sarah Harding	9th	9.75	1999	





Individual Records

Score	Name	Date
All-Around		
39.825	Larissa Fontaine	2/21/00
	Natalie Foley	2/20/04
	Lindsay Wing	2/20/04
Vault		
10.000	Kendall Beck	3/7/03
	Natalie Foley	3/20/04
Uneven Bars		
10.000	Amy Murakami	3/26/99
	Liz Tricase	1/19/07
Balance Beam		
10.000	Lindsay Wing	3/22/03
	Lise Leveille	2/20/04
Floor Exercise		
10.000	Tracey Kohl	3/12/99
	Amy Murakami	3/26/99
	Sarah Harding	3/26/99
	Larissa Fontaine	2/21/00
	Caroline Fluhrer	2/20/04
	Lise Leveille	2/20/04
	Lindsay Wing	2/20/04

Team Records

Score	Opponent	Date
Overall		
198.875	California	2/20/04
197.900	Pac-10 Champs	3/20/04
197.850	Pac-10 Champs	3/24/01
Vault		
49.600	California	2/20/04
49.550	NCAA Super Six	4/21/12
Uneven Bars		
49.725	California	3/26/99
49.600	Oklahoma	3/22/03
Balance Beam		
49.750	California	2/20/04
49.650	Pac-10 Champs	3/20/04
Floor Exercise		
49.925	California	2/20/04
49.775	California	3/26/99

All-Americans by Year

- 2012:** Alyssa Brown (vault, 2nd)
Ivana Hong (beam, 1st; vault, 2nd)
Ashley Morgan (floor, 2nd)
Shona Morgan (bars, 2nd)
Nicole Pechanec (all-around, 2nd; floor, 2nd)
Samantha Shapiro (bars, 1st)
Amanda Spinner (beam, 1st)
- 2010:** Carly Janiga (all-around, 1st; bars, 1st; beam, 1st)
Blair Ryland (vault, 1st)
- 2009:** Carly Janiga (beam, 1st; all-around, 2nd)
Nicole Ourada (bars, 1st; floor, 2nd)
- 2008:** Carly Janiga (floor, 2nd)
Nicole Ourada (beam, 1st; all-around, 2nd)
Liz Tricase (bars, 1st)
Tabitha Yim (all-around, 1st; bars, 1st; beam, 1st)
- 2007:** Kelly Fee (beam, 1st)
Carly Janiga (all-around, 1st; vault, 1st; floor, 1st)
Nicole Ourada (beam, 1st; all-around, 2nd; vault, 2nd)
Blair Ryland (vault, 2nd)
Liz Tricase (vault, 1st)
Tabitha Yim (all-around, 1st; beam, 1st; floor, 1st; bars, 2nd)
- 2006:** Natalie Foley (vault, 2nd; bars, 2nd)
Tabitha Yim (all-around, 1st; bars, 1st; floor, 1st)
- 2005:** Tabitha Yim (all-around, 1st; bars, 1st; beam, 1st; floor, 1st)
- 2004:** Caroline Fluhrer (bars, 1st; floor, 1st)
Natalie Foley (all-around, 1st; vault, 1st; bars, 1st; floor, 1st; beam, 2nd)
Lise Leveille (all-around, 1st; vault, 2nd; bars, 2nd; beam, 2nd; floor, 2nd)
Lindsay Wing (beam, 1st; all-around, 2nd; bars, 2nd)
- 2003:** Caroline Fluhrer (bars, 2nd)
Natalie Foley (all-around, 1st; vault, 2nd; bars, 2nd)
Glyn Sweets (vault, 2nd; beam, 2nd)
Lindsay Wing (beam, 1st; bars, 2nd)
- 2002:** Kendall Beck (vault, 1st)
Lise Leveille (bars, 1st; floor, 2nd)
Lindsay Wing (beam, 1st)
- 2001:** Lise Leveille (floor, 1st)
Lindsay Wing (all-around, 1st; beam, 1st; floor, 2nd)
- 2000:** Jennifer Exaltacion (all-around, 2nd; beam, 2nd)
Katy Herbert (beam, 1st)
- 1999:** Larissa Fontaine (vault, 1st)
Sarah Harding (floor, 1st)
Kathy Jensen (bars, 2nd)
Amy Murakami (bars, 2nd; floor, 2nd)
- 1998:** Larissa Fontaine (vault, 1st)
- 1997:** Larissa Fontaine (vault, 2nd; bars, 2nd; floor, 2nd)
- 1996:** Amy Murakami (all-around, 1st; beam, 2nd; floor, 2nd)
- 1992:** Jene Elzie (all-around, 2nd)
- 1982:** Marilyn Chapman (beam, 1st)

Year by Year Records

Year	Coach	Regular Season			Overall			Conf.	Finishes Regional	Nat'l
		W	L	T	W	L	T			
2012	Kristen Smyth	14	6	0	23	12	0	4th	2nd	4th
2011	Kristen Smyth	20	4	0	21	7	1	4th	4th	--
2010	Kristen Smyth	19	3	0	29	8	0	2nd	1st	4th
2009	Kristen Smyth	17	4	0	23	8	0	3rd	2nd	8th
2008	Kristen Smyth	20	4	0	30	9	0	1st	2nd	3rd
2007	Kristen Smyth	15	3	0	25	8	0	2nd	1st	5th
2006	Kristen Smyth	18	3	0	21	5	0	1st	3rd	--
2005	Kristen Smyth	8	10	0	10	13	0	4th	4th	--
2004	Kristen Smyth	14	3	0	25	5	2	1st	1st	3rd
2003	Kristen Smyth	16	3	1	21	8	1	2nd	2nd	8th
2002	Kristen Smyth	13	5	0	21	12	1	3rd	1st	6th
2001	Mark Cook	18	3	0	24	7	0	1st	2nd	8th
2000	Mark Cook	10	8	0	13	10	0	6th	3rd	--
1999	Mark Cook	9	6	1	15	10	1	4th	1st	10th
1998	Mark Cook	14	4	0	18	6	0	1st	3rd	--
1997	Lisa Izzi	11	8	0	17	12	0	2nd	5th	--
1996	Lisa Izzi	3	12	0	7	19	0	6th	3rd	9th
1995	Breck Greenwood	14	10	0	18	12	0	5th	3rd	--
1994	Breck Greenwood	10	11	0	14	17	0	4th	7th	--
1993	Breck Greenwood	5	12	0	9	14	0	7th	3rd	--
1992	Breck Greenwood	8	11	0	13	23	0	5th	4th	10th
1991	Breck Greenwood	14	12	0	15	17	0	5th	6th	--
1990	Breck Greenwood	11	22	0	12	27	0	7th	6th	--
1989	Homer Sardina	9	18	0	10	23	0	6th	6th	--
1988	Homer Sardina	1	6	0*	3	10	0*	6th	5th	--
1987	Homer Sardina	11	15	0	14	18	0	6th	4th	--
1986	Homer Sardina	10	15	0	11	16	0	4th	5th	--
1985	Homer Sardina	20	9	0	21	13	0	4th	5th	--
1984	Homer Sardina	18	11	0	18	16	0	6th	6th	--
1983	Homer Sardina	1	6	0*	1	6	0*	5th	--	--
1982	Jackie Walker	3	1	0*	3	5	0*	1st	5th	--
1981	Jackie Walker	3	1	0*	3	6	0*	1st	6th	--
1980	Jackie Walker	13	5	0	15	10	0	1st	6th	--
1979	Jackie Walker	7	6	0	7	6	0	2nd	--	--
1978	Jackie Walker	5	6	0	5	6	0	2nd	--	--

NOTE: Regular season includes conference championship meets
* incomplete



Samantha Shapiro finished second in uneven bars at the 2012 NCAA Individual Finals.





Year-By-Year Results (Since 1997)

1997			
Coach: Lisa Izzi			
Records: 11-8, 17-12			
Jan. 10	Georgia	L	191.400-195.025
Jan. 17	UCLA	L	193.225-195.625
Jan. 24	Washington	L	193.900-195.000
Jan. 31	Arizona quad meet		3rd of 4
	Arizona	L	192.850-195.300
	Oregon State	L	192.850-193.825
	George Washington	W	192.850-187.875
Feb. 7	Stanford tri meet		2nd of 3
	Arizona State	L	195.325-195.750
	UC Santa Barbara	W	195.325-189.875
Feb. 14	California	W	194.150-192.850
Feb. 22	UC Santa Barbara	W	193.150-190.100
Feb. 28	Chili's Red Hot Invitational		1st of 3
	Oregon State	W	195.400-191.975
	Denver	W	195.400-190.550
March 7	Utah	L	196.800-197.925
March 22	Pacific-10 Championships		2nd of 7
	UCLA	L	196.325-196.550
	Washington	W	196.325-196.025
	Oregon State	W	196.325-195.000
	Arizona	W	196.325-194.950
	Arizona State	W	196.325-194.925
	California	W	196.325-194.325
April 5	NCAA West Regional		5th of 11
	UCLA	L	193.950-196.300
	Washington	L	193.950-195.725
	Oregon State	L	193.950-195.075
	Boise State	L	193.950-194.750
	California	W	193.950-193.050
	Cal State Fullerton	W	193.950-190.925
	San Jose State	W	193.950-114.175
	UC Santa Barbara	W	193.950-75.275
	Alaska-Anchorage	W	193.950-38.525
	Sacramento State	W	193.950-37.600

1998			
Coach: Mark Cook			
Records: 14-4, 18-6			
Jan. 16	Washington	L	190.700-191.525
Jan. 23	Arizona State	L	192.775-194.275
Jan. 30	Arizona	W	192.850-192.025
Feb. 7	UCLA Invitational		2nd of 4
	UCLA	L	194.300-195.400
	Michigan	W	194.300-192.600
	Cornell	W	194.300-178.125
Feb. 13	Denver Meet of Champions		1st of 3
	Denver	W	193.075-191.250
	Air Force	W	194.300-183.850
Feb. 20	California	W	193.450-190.675
Feb. 27	Oregon State	L	193.525-194.875
March 6	Chili's Red Hot Invitational		1st of 2
	Utah	W	195.550-194.275
March 14	San Jose State	W	195.125-186.900
March 21	Pacific-10 Championships		1st of 7
	Oregon State	W	195.275-194.950
	Arizona State	W	195.275-194.900
	UCLA	W	195.275-194.700
	Washington	W	195.275-193.700
	Arizona	W	195.275-192.800
	California	W	195.275-189.200

April 4	NCAA West Regional	3rd of 7	Seattle
	Washington	L	194.625-196.150
	UCLA	L	194.625-195.100
	Boise State	W	194.625-193.925
	Oregon State	W	194.625-193.250
	California	W	194.625-190.600
	UC Davis	W	194.625-187.875

1999			
Coach: Mark Cook			
Records: 9-6-1, 15-10-1			
Jan. 10	UC Davis	W	192.450-183.975
Jan. 15	Utah	L	196.050-192.575
Jan. 22	California	W	193.775-188.350
Jan. 29	Oregon State	W	195.350-193.375
Feb. 5	Chili's Red Hot Invitational		1st of 3
	UCLA	W	194.050-193.900
	Penn State	W	194.050-191.650
Feb. 12	Washington	L	192.950-192.975
Feb. 19	Arizona State	W	195.775-194.250
Feb. 26	Arizona	L	193.425-194.050
March 12	Massachusetts	W	197.275-193.150
March 20	Pacific-10 Championships		4th of 7
	UCLA	L	195.150-197.775
	Oregon State	L	195.150-197.400
	Arizona State	L	195.150-196.025
	Arizona	T	195.150-195.150
	Washington	W	195.150-194.425
	California	W	195.150-192.475
March 26	California	W	197.200-192.200
April 11	NCAA Region IV		1st of 6
	LSU	W	194.675-194.600
	Central Michigan	W	194.675-193.550
	Ball State	W	194.675-193.375
	Auburn	W	194.675-193.300
	Kentucky	W	194.675-191.825
April 22	NCAA Team Preliminaries		5th of 6
	UCLA	L	194.000-196.400
	Alabama	L	194.000-194.950
	Arizona State	L	194.000-194.525
	LSU	L	194.000-194.475
	West Virginia	L	194.000-190.950

2000			
Coach: Mark Cook			
Records: 10-8, 13-10			
Jan. 14	Arizona State quad meet	2nd of 4	Tempe, Ariz.
	Arizona State	L	193.275-194.700
	Ohio State	W	193.275-192.000
	Maryland	W	193.275-191.950
Jan. 21	Arizona	W	194.275-191.275
Jan. 28	Washington	W	195.050-194.750
Feb. 6	UCLA	L	193.725-197.800
Feb. 13	Boise State	W	196.825-195.775
Feb. 18	California	W	195.350-193.150
Feb. 21	BYU	W	197.050-195.425
Feb. 25	Oregon State	W	195.100-194.800
March 3	Penn State	L	194.700-196.100
March 18	Pacific-10 Championships		6th of 7
	UCLA	L	193.850-197.700
	Oregon State	L	193.850-196.575
	Washington	L	193.850-195.900
	Arizona State	L	193.850-195.875
	California	L	193.850-194.675
	Arizona	W	193.850-192.950





2013 STANFORD WOMEN'S GYMNASTICS

April 1	NCAA Region I	3rd of 6	Corvallis, Ore.
	UCLA	L 195.975-197.025	
	Oregon State	L 195.975-196.175	
	Washington	W 195.975-195.250	
	Boise State	W 195.975-193.650	
	Oklahoma	W 195.975-193.000	

2001

Coach: Mark Cook
Records: 18-3, 24-7

Jan. 6	Super Six Challenge	3rd of 6	Tuscaloosa, Ala.
	Alabama	L 195.300-195.350	
	Georgia	L 195.300-195.350	
	Michigan	W 195.300-194.475	
	Florida	W 195.300-194.425	
	Penn State	W 195.300-193.275	
Jan. 19	UCLA	L 194.675-196.925	Stanford (M)
Jan. 28	FSN Northwest Challenge	1st of 3	Seattle
	Washington	W 196.050-195.925	
	Seattle Pacific	W 196.050-191.875	
Feb. 2	Minnesota	W 197.425-195.650	Stanford (B)
Feb. 9	Arizona State	W 197.050-196.725	Stanford (B)
Feb. 18	California	W 196.950-196.075	Berkeley, Calif.
Feb. 23	Arizona	W 196.300-196.200	Tucson, Ariz.
March 2	Oregon State	W 197.050-195.050	Stanford (B)
March 3	BYU	W 196.875-195.225	Stanford (B)
March 10	BYU	W 196.775-194.300	Provo, Utah
March 24	Pacific-10 Championships	1st of 7	Seattle
	UCLA	W 197.850-197.800	
	Washington	W 197.850-197.475	
	Oregon State	W 197.850-196.550	
	Arizona State	W 197.850-195.725	
	Arizona	W 197.850-195.525	
	California	W 197.850-193.750	
April 7	NCAA Northeast Regional	2nd of 6	Ann Arbor, Mich.
	Michigan	L 196.725-197.225	
	LSU	W 197.850-196.300	
	New Hampshire	W 197.850-194.225	
	Rhode Island	W 197.850-189.075	
	Massachusetts	W 197.850-188.525	
April 19	NCAA Team Preliminaries	4th of 6	Athens, Ga.
	Georgia	L 195.400-197.100	
	Utah	L 195.400-196.575	
	Nebraska	L 195.400-196.200	
	Arizona State	W 195.400-194.775	
	Denver	W 195.400-193.625	

2002

Coach: Kristen Smyth
Records: 13-5, 21-12-1

Jan. 12	Minnesota	L 194.675-195.800	Minneapolis, Minn.
Jan. 18	Washington	W 193.925-191.075	Stanford (B)
Jan. 25	Arizona State	W 195.775-195.450	Tempe, Ariz.
Feb. 1	Arizona	W 197.250-195.175	Stanford (B)
Feb. 3	Denver	W 197.075-194.500	Stanford (B)
Feb. 10	UCLA	L 195.025-196.925	Los Angeles
Feb. 15	Mardi Gras Madness	2nd of 4	Gainesville, Fla.
	Florida	L 195.700-196.900	
	Penn State	W 195.700-195.325	
	Illinois-Chicago	W 195.700-194.175	
Feb. 22	California	W 195.750-191.700	Stanford (B)
March 1	Oregon State	W 196.700-196.000	Corvallis, Ore.
March 8	Seattle Pacific	W 195.800-192.450	Stanford (B)
March 23	Pacific-10 Championships	3rd of 7	Stanford (M)
	UCLA	L 196.150-197.625	
	Arizona	L 196.150-197.050	
	Oregon State	W 196.150-196.125	
	Washington	W 196.150-195.425	
	Arizona State	W 196.150-194.125	
	California	W 196.150-189.700	

April 6	NCAA N. Central Regional	1st of 6	Denver
	Georgia	T 196.125-196.125	
	Denver	W 196.125-196.000	
	Missouri	W 196.125-195.000	
	Air Force	W 196.125-193.775	
	Utah State	W 196.125-193.400	
April 18	NCAA Team Preliminaries	3rd of 6	Tuscaloosa, Ala.
	Alabama	L 196.050-197.300	
	UCLA	L 196.050-197.100	
	Minnesota	W 196.050-195.700	
	Florida	W 196.050-195.675	
	Oregon State	W 196.050-192.925	
April 19	NCAA Super Six Finals	6th of 6	Tuscaloosa, Ala.
	Alabama	L 196.025-197.575	
	Georgia	L 196.025-197.250	
	UCLA	L 196.025-197.150	
	Utah	L 196.025-196.950	
	Nebraska	L 196.025-196.425	

2003

Coach: Kristen Smyth
Records: 16-3-1, 21-8-1

Jan. 4	Maui Invitational	1st of 4	Wailuku, Hawaii
	Arizona State	W 196.050-194.200	
	New Hampshire	W 196.050-193.325	
	San Jose State	W 196.050-189.825	
Jan. 18	Denver	L 196.475-195.575	Denver
Jan. 24	California	W 195.250-192.950	Berkeley, Calif.
Jan. 31	Stanford quad meet	1st of 4	Stanford (B)
	Oregon State	W 196.575-196.275	
	San Jose State	W 196.575-193.425	
	Seattle Pacific	W 196.575-187.825	
Feb. 7	UCLA	T 197.450-197.450	Stanford (B)
Feb. 14	Washington	L 196.775-196.750	Seattle
Feb. 21	Arizona State	W 197.200-196.850	Stanford (M)
Feb. 28	Arizona	W 196.950-196.850	Tucson, Ariz.
March 7	San Jose State	W 197.200-193.225	San Jose, Calif.
March 22	Oklahoma	W 197.725-197.275	Stanford (B)
March 29	Pacific-10 Championships	2nd of 7	Los Angeles
	UCLA	L 197.700-198.175	
	Arizona State	W 197.700-197.075	
	Washington	W 197.700-196.750	
	Oregon State	W 197.700-196.650	
	Arizona	W 197.700-195.950	
	California	W 197.700-195.925	
April 12	NCAA N. Central Regional	2nd of 6	Salt Lake City
	Utah	L 196.625-196.975	
	Denver	W 196.625-195.350	
	California	W 196.625-195.025	
	Minnesota	W 196.625-193.125	
	BYU	W 196.625-192.400	
April 24	NCAA Team Preliminaries	5th of 6	Lincoln, Neb.
	Nebraska	L 196.200-197.325	
	Utah	L 196.200-196.850	
	Georgia	L 196.200-196.625	
	Florida	L 196.200-196.325	
	Auburn	W 196.200-193.525	

2004

Coach: Kristen Smyth
Records: 14-3, 25-5-2

Jan. 9	Stanford quad meet	1st of 4	Stanford (B)
	Central Michigan	W 196.200-194.475	
	Sacramento State	W 196.200-191.425	
	San Jose State	W 196.200-191.075	
Jan. 18	Arizona State	L 195.500-195.825	Tempe, Ariz.
Jan. 23	Arizona	W 197.300-194.625	Stanford (B)
Jan. 30	Washington	W 197.400-195.475	Stanford (B)
Feb. 8	UCLA	L 196.425-197.975	Los Angeles
Feb. 13	Oklahoma	L 196.175-196.275	Norman, Okla.
Feb. 20	California	W 198.875-195.750	Stanford, Calif. (B)





Feb. 27	Oregon State	W	197.850-197.175	Corvallis, Ore.
March 6	Maryland	W	197.775-197.375	College Park, Md.
March 20	<i>Pacific-10 Championships</i>		<i>1st of 7</i>	<i>Tucson, Ariz.</i>
	UCLA	W	197.900-197.875	
	Oregon State	W	197.900-197.075	
	Arizona	W	197.900-196.775	
	Arizona State	W	197.900-196.775	
	Washington	W	197.900-196.425	
	California	W	197.900-195.625	
April 3	<i>NCAA N. Central Regional</i>		<i>1st of 6</i>	<i>Denver</i>
	Iowa	W	196.575-195.725	
	Denver	W	196.575-195.500	
	Southern Utah	W	196.575-194.375	
	Washington	W	196.575-194.225	
	Minnesota	W	196.575-192.225	
April 15	<i>NCAA Team Preliminaries</i>		<i>1st of 6</i>	<i>Los Angeles</i>
	Florida	T	196.850-196.850	
	Georgia	W	196.850-196.775	
	Nebraska	W	196.850-195.150	
	Oklahoma	W	196.850-195.750	
	Iowa	W	196.850-194.775	
April 16	<i>NCAA Super Six Finals</i>		<i>3rd of 6</i>	<i>Los Angeles</i>
	UCLA	L	197.125-198.125	
	Georgia	L	197.125-197.200	
	Alabama	T	197.125-197.125	
	Florida	W	197.125-196.800	
	Utah	W	197.125-195.775	

Feb. 3	California	W	195.925-192.150	Berkeley, Calif.
Feb. 10	Arizona State	W	196.325-195.725	Tempe, Ariz.
Feb. 17	Arizona	W	196.875-195.725	Stanford (B)
Feb. 24	Washington	W	196.375-189.600	Stanford (B)
March 3	Cal State Fullerton	W	194.675-191.175	Fullerton, Calif.
March 5	UCLA	W	195.950-195.150	Los Angeles
March 10	Alabama	L	195.850-196.250	Tuscaloosa, Ala.
March 25	<i>Pacific-10 Championships</i>		<i>1st of 7</i>	<i>Corvallis, Ore.</i>
	UCLA	W	197.100-196.800	
	Oregon State	W	197.100-196.400	
	Arizona State	W	197.100-193.900	
	Arizona	W	197.100-193.750	
	Washington	W	197.100-192.750	
	California	W	197.100-192.725	
April 8	NCAA West Regional		3rd of 6	Stanford (M)
	Alabama	L	195.275-196.475	
	Oregon State	L	195.275-195.800	
	San Jose State	W	195.275-192.375	
	Sacramento State	W	195.275-192.050	
	Boise State	W	195.275-189.850	

2005

Coach: Kristen Smyth
Records: 8-10, 10-13

Jan. 21	Washington	L	192.425-192.825	Seattle
Jan. 28	Oregon State	W	193.125-192.350	Stanford (B)
Feb. 4	Central Michigan	L	194.675-195.925	Mt. Pleasant, Mich.
Feb. 11	Arizona	L	193.725-195.225	Tucson, Ariz.
Feb. 18	UCLA	L	194.625-196.300	Stanford (M)
Feb. 25	Arizona State	W	195.300-191.300	Stanford (B)
March 4	<i>Utah quad meet</i>		<i>3rd of 4</i>	<i>Salt Lake City</i>
	Utah	L	196.025-197.425	
	Florida	L	196.025-196.450	
	California	W	196.025-191.500	
March 6	Alabama	L	194.975-197.100	Stanford (M)
March 19	<i>San Jose State tri meet</i>		<i>2nd of 3</i>	<i>San Jose, Calif.</i>
	San Jose State	L	192.750-194.325	
	California	W	192.750-176.450	
March 26	<i>Pacific-10 Championships</i>		<i>4th of 7</i>	<i>Berkeley, Calif.</i>
	UCLA	L	194.600-197.100	
	Arizona	L	194.600-195.925	
	Oregon State	L	194.600-195.900	
	Washington	W	194.600-194.425	
	Arizona State	W	194.600-192.975	
	California	W	194.600-163.550	
April 9	<i>NCAA West Regional</i>		<i>4th of 6</i>	<i>Seattle</i>
	UCLA	L	194.750-197.025	
	Penn State	L	194.750-195.375	
	Washington	L	194.750-195.000	
	Boise State	W	194.750-194.500	
	Central Michigan	W	194.750-194.125	

2006

Coach: Kristen Smyth
Records: 18-3, 21-5

Jan. 6	<i>Cancun Classic</i>		<i>2nd of 5th</i>	<i>Cancun, Mexico</i>
	Georgia	L	194.850-195.650	
	Denver	W	194.850-193.850	
	Oklahoma	W	194.850-193.325	
	Arizona	W	194.850-192.925	
Jan. 15	Stanford quad meet		1st of 4	Stanford (M)
	Sacramento State	W	194.350-191.525	
	San Jose State	W	194.350-190.575	
	UC Davis	W	194.350-186.875	
Jan. 27	Oregon State	L	194.125-195.150	Corvallis, Ore.

2007

Coach: Kristen Smyth
Records: 15-3, 25-8

Jan. 6	Georgia	L	194.600-197.375	Athens, Ga.
Jan. 15	UCLA	W	196.975-195.525	Los Angeles
Jan. 19	Arizona State	W	197.125-193.075	Stanford (B)
Jan. 26	Washington	W	197.125-193.075	Seattle
Feb. 4	California	W	196.075-189.925	Berkeley, Calif.
Feb. 9	Stanford quad meet		1st of 4	Stanford (M)
	Iowa State	W	197.275-196.075	
	Oregon State	W	197.275-194.100	
	San Jose State	W	197.275-193.175	
Feb. 16	Arizona	W	196.400-195.375	Tucson, Ariz.
Feb. 25	Nebraska	L	195.800-196.350	Lincoln, Neb.
March 9	Oklahoma	W	196.475-196.175	
March 25	UCLA	W	196.825-196.250	
March 31	<i>Pacific-10 Championships</i>		<i>2nd of 7</i>	<i>Tempe, Ariz.</i>
	UCLA	L	196.950-197.200	
	Oregon State	W	196.950-196.300	
	Arizona	W	196.950-196.000	
	Washington	W	196.950-194.775	
	Arizona State	W	196.950-194.550	
	California	W	196.950-193.650	
April 14	<i>NCAA So. Central Regional</i>		<i>1st of 6</i>	<i>Tucson, Ariz.</i>
	Oregon State	W	196.600-196.075	
	Arizona	W	196.600-196.025	
	Illinois	W	196.600-194.625	
	Arizona State	W	196.600-194.375	
	Illinois-Chicago	W	196.600-190.925	
April 26	<i>NCAA Team Preliminaries</i>		<i>2nd of 6</i>	<i>Salt Lake City</i>
	Utah	L	197.200-197.325	
	UCLA	W	197.200-196.475	
	LSU	W	197.200-196.275	
	Denver	W	197.200-195.575	
	Michigan	W	197.200-195.100	
April 27	<i>NCAA Super Six Finals</i>		<i>5th of 6</i>	<i>Salt Lake City</i>
	Georgia	L	196.825-197.850	
	Utah	L	196.825-197.250	
	Florida	L	196.825-197.225	
	UCLA	L	196.825-196.925	
	Nebraska	W	196.825-195.975	





2013 STANFORD WOMEN'S GYMNASTICS

2008

Coach: Kristen Smyth
Records: 20-4, 30-9

Jan. 13	Georgia	L	196.150-196.875	Stanford (B)
Jan. 20	Arizona	W	194.600-194.125	Stanford (B)
Jan. 27	UCLA	L	195.025-195.050	Los Angeles
Feb. 8	<i>Chicago Style Invitational</i>		<i>2nd of 4</i>	<i>Chicago</i>
	UCLA	L	196.700-196.875	
	Illinois	W	196.700-194.775	
	Washington	W	196.700-194.250	
Feb. 10	Iowa State	W	195.800-194.550	Ames, Iowa
Feb. 15	<i>Oregon State tri meet</i>		<i>2nd of 3</i>	<i>Corvallis, Ore.</i>
	Oregon State	L	196.375-196.700	
	Seattle Pacific	W	196.375-188.350	
Feb. 24	California	W	197.375-193.100	Stanford (B)
Feb. 29	<i>Flip for a Cure</i>		<i>1st of 4</i>	<i>Tempe, Ariz.</i>
	San Jose State	W	195.800-194.200	
	Arizona State	W	195.800-194.000	
	Wisconsin-Oshkosh	W	195.800-181.125	
March 7	Stanford tri meet		1st of 3	Stanford (M)
	Nebraska	W	196.775-196.050	
	Alabama	W	196.775-196.775	
March 23	<i>UC Davis quad meet</i>		<i>1st of 4</i>	<i>Davis, Calif.</i>
	Sacramento State	W	197.000-194.600	
	UC Davis	W	197.000-194.275	
	San Jose State	W	197.000-193.900	
March 29	<i>Pacific-10 Championships</i>		<i>1st of 7</i>	<i>Seattle</i>
	Oregon State	W	197.000-196.550	
	UCLA	W	197.000-196.200	
	Arizona	W	197.000-196.725	
	California	W	197.000-193.400	
	Washington	W	197.000-193.375	
	Arizona State	W	197.000-191.925	
April 12	<i>NCAA Central Regional</i>		<i>2nd of 6</i>	<i>Baton Rouge, La.</i>
	LSU	L	197.525-197.625	
	Ohio State	W	197.525-195.125	
	Missouri	W	197.525-195.100	
	Kentucky	W	197.525-194.950	
	Kent State	W	197.525-193.700	
April 24	<i>NCAA Team Preliminaries</i>		<i>3rd of 6</i>	<i>Athens, Ga.</i>
	Georgia	L	196.900-197.625	
	Utah	L	196.900-196.950	
	UCLA	W	196.900-196.725	
	Michigan	W	196.900-196.075	
	Denver	W	196.900-194.200	
April 25	<i>NCAA Super Six Finals</i>		<i>3rd of 6</i>	<i>Athens, Ga.</i>
	Georgia	L	196.750-197.450	
	Utah	L	196.750-197.125	
	Florida	W	196.750-196.700	
	LSU	W	196.750-196.350	
	Alabama	W	196.750-196.125	

March 6	Alabama	L	196.775-197.150	Tuscaloosa, Ala.
March 21	Pacific-10 Championships		3rd of 7	Stanford (M)
	UCLA	L	196.525-196.725	
	Oregon State	L	196.525-196.550	
	Washington	W	196.525-194.375	
	Arizona	W	196.525-194.325	
	Arizona State	W	196.525-194.000	
	California	W	196.525-191.750	
April 4	<i>NCAA So. Central Regional</i>		<i>2nd of 6</i>	<i>Fayetteville, Ark.</i>
	Arkansas	L	196.200-196.300	
	Michigan	W	196.200-195.700	
	Arizona	W	196.200-194.350	
	Arizona State	W	196.200-193.900	
	Southern Utah	W	196.200-192.650	
April 16	<i>NCAA Team Preliminaries</i>		<i>4th of 6</i>	<i>Lincoln, Neb.</i>
	Georgia	L	196.225-197.450	
	Florida	L	196.225-196.375	
	LSU	L	196.225-196.300	
	Penn State	W	196.225-196.100	
	Oklahoma	W	196.225-195.825	

2010

Coach: Kristen Smyth
Records: 19-3, 29-8

Jan. 9	Georgia	L	195.050-195.150	Athens, Ga.
Jan. 17	Arizona	W	196.025-194.675	Stanford (B)
Jan. 24	UCLA	W	196.425-195.825	Stanford (B)
Jan. 29	<i>Oregon State tri-meet</i>		<i>2nd of 3</i>	<i>Corvallis, Ore.</i>
	Oregon State	L	195.775-196.225	
	Seattle Pacific	W	195.775-188.100	
Feb. 7	Stanford quad meet		1st of 4	Stanford (B)
	Washington	W	196.650-194.075	
	Sacramento State	W	196.650-193.225	
	San Jose State	W	196.650-192.800	
Feb. 14	UCLA	W	195.975-195.625	Los Angeles
Feb. 19	Arizona State	W	196.675-195.900	Tempe, Ariz.
Feb. 28	Stanford quad-meet		1st of 4	Stanford (M)
	North Carolina	W	196.525-192.975	
	Eastern Michigan	W	196.525-190.125	
	California	W	196.525-188.825	
March 5	<i>San Jose State tri-meet</i>		<i>1st of 3</i>	<i>San Jose, Calif.</i>
	San Jose State	W	196.800-195.075	
	California	W	196.800-190.775	
March 21	UC Davis	W	196.600-194.575	Davis, Calif.
March 27	<i>Pacific-10 Championships</i>		<i>2nd of 7</i>	<i>Tucson, Ariz.</i>
	UCLA	L	196.550-197.350	
	Oregon State	W	196.550-195.950	
	Arizona	W	196.550-195.875	
	Washington	W	196.550-193.825	
	California	W	196.550-191.475	
	Arizona State	W	196.550-190.675	
April 10	<i>NCAA Southeast Regional</i>		<i>1st of 6</i>	<i>Morgantown, W.Va.</i>
	Michigan	W	196.775-195.800	
	Southern Utah	W	196.775-195.325	
	West Virginia	W	196.775-195.100	
	Kent State	W	196.775-194.825	
	North Carolina State	W	196.775-193.425	
April 22	<i>NCAA Team Preliminaries</i>		<i>3rd of 6</i>	<i>Gainesville, Fla.</i>
	Alabama	L	196.300-196.850	
	Florida	L	196.300-196.775	
	Michigan	W	196.300-195.700	
	Arkansas	W	196.300-195.600	
	Missouri	W	196.300-194.600	
April 23	<i>NCAA Super Six</i>		<i>4th of 6</i>	<i>Gainesville, Fla.</i>
	UCLA	L	197.100-197.725	
	Oklahoma	L	197.100-197.250	
	Alabama	L	197.100-197.225	
	Florida	W	197.100-197.000	
	Utah	W	197.100-196.225	

2009

Coach: Kristen Smyth
Records: 17-4, 23-8

Jan. 2	<i>Cancun Classic</i>		<i>1st of 4</i>	<i>Cancun, Mexico</i>
	Oregon State	W	195.600-194.575	
	Denver	W	195.600-193.825	
	BYU	W	195.600-189.125	
Jan. 16	<i>Washington tri meet</i>		<i>1st of 3</i>	<i>Seattle</i>
	Washington	W	196.450-194.250	
	Sacramento State	W	196.450-193.550	
	Seattle Pacific	W	196.450-188.425	
Jan. 22	Arizona State	W	196.775-194.600	Stanford (B)
Jan. 30	Arizona	W	195.575-195.175	Tucson, Ariz.
Feb. 8	UC Davis	W	197.100-189.350	Stanford (B)
Feb. 15	Stanford tri meet		1st of 3	Stanford (M)
	Oregon State	W	197.025-196.600	
	UC Davis	W	191.550	
Feb. 22	California	W	197.175-190.625	Berkeley, Calif.
Feb. 27	San Jose State	L	193.950-194.700	Davis, Calif.
	UC Davis	W	193.950-192.700	



2011

Coach: Kristen Smyth
Records: 20-4, 21-7-1

Jan. 9	<i>Pac-10 Showcase</i>	1st of 7	Los Angeles.
	UCLA	W 196.625-195.925	
	Oregon State	W 196.625-195.375	
	Arizona	W 196.625-193.825	
	Washington	W 196.625-193.675	
	Arizona State	W 196.625-191.850	
	California	W 196.625-191.675	
Jan. 23	UCLA	W 196.200-194.825	Stanford (B)
Jan. 28	Utah	W 196.825-196.500	Salt Lake City
Feb. 5	San Jose State	W 196-975-193.825	Stanford (B)
Feb. 11	<i>Chicago Style Invitational</i>	1st of 3	Chicago
	Oregon State	W 196.475-196.350	
	UCLA	W 196.475-196.300	
Feb. 13	<i>Michigan tri meet</i>	1st of 3	Ann Arbor, Mich.
	Michigan	W 196.800-196.500	
	Nebraska	W 196.800-195.400	
Feb. 18	Arizona	W 195.300-194.675	Tucson, Ariz.
Feb. 27	Arizona State	W 196.825-192.375	Stanford (M)
March 6	<i>California quad meet</i>	2nd of 4	Berkeley, Calif.
	Oregon State	L 196.500-197.000	
	Denver	W 196.500-194.625	
	California	W 196.500-194.175	
March 19	<i>Pacific-10 Championships</i>	4th of 7	Los Angeles
	Oregon State	L 196.500-197.200	
	UCLA	L 196.500-196.750	
	Washington	L 196.500-196.025	
	Arizona	W 196.500-195.475	
	California	W 196.500-191.575	
	Arizona State	W 196.500-190.450	
April 2	<i>NCAA Ann Arbor Regional</i>	4th of 6	Ann Arbor, Mich.
	Michigan	L 195.225-197.075	
	Kent State	L 195.225-195.450	
	Ohio State	L 195.225-195.350	
	Minnesota	T 195.225-195.225	
	Iowa State	W 195.225-194.800	

April 20	<i>NCAA Team Semifinals</i>	3rd of 6	Duluth, Ga.
	UCLA	L 197.125-197.400	
	Utah	L 197.125-197.200	
	Oklahoma	W 197.125-196.925	
	Nebraska	W 197.125-196.625	
	LSU	W 197.125-196.550	
April 21	<i>NCAA Super Six</i>	4th of 6	Duluth, Ga.
	Alabama	L 197.500-197.850	
	Florida	L 197.500-197.775	
	UCLA	L 197.500-197.750	
	Utah	W 197.500-197.375	
	Arkansas	W 197.500-196.300	

Bold Indicates home meet
(B) Burnham Pavilion
(M) Maples Pavilion

2012

Coach: Kristen Smyth
Records: 14-6, 23-12

Jan. 15	NorCal Quad Meet	1st of 4	Stanford (B)
	San Jose State	W 194.900-194.300	
	Sacramento State	W 194.900-191.575	
	UC Davis	W 194.900-190.775	
Jan. 22	Washington	W 195.925-195.725	Stanford (B)
Jan. 27	Oregon State	L 194.525-196.800	Corvallis, Ore.
Feb. 5	UCLA	L 196.450-197.250	Los Angeles
Feb. 12	California	W 196.175-194.725	Berkeley, Calif.
Feb. 18	<i>Metroplex Challenge</i>	1st of 3	Fort Worth, Texas
	Bridgeport	W 196.375-193.600	
	Brown	W 196.375-191.725	
Feb. 24	Utah	L 196.100-196.300	Salt Lake City
March 4	Stanford Tri-meet	1st of 3	Stanford (B)
	Arizona	W 196.575-195.025	
	California	W 196.575-191.450	
March 9	Arizona State	W 196.475-194.975	
March 24	<i>Pacific-12 Championships</i>	4th of 8	Los Angeles
	UCLA	L 196.825-197.425	
	Utah	L 196.825-197.375	
	Oregon State	L 196.825-197.025	
	Arizona	W 196.825-195.900	
	Arizona State	W 196.825-194.550	
	Washington	W 196.825-194.125	
	California	W 196.825-193.525	
April 7	<i>NCAA Champaign Regional</i>	2nd of 6	Champaign, Ill.
	Oklahoma	L 196.675-197.075	
	Illinois	W 196.675-195.725	
	Denver	W 196.675-194.875	
	Kentucky	W 196.675-194.750	
	Illinois-Chicago	W 196.675-194.150	



2012 seniors (from left): Jenny Peter, Nicole Pechanec; (bottom) Alyssa Brown

All-Time Letterwinners

-- A --

Shelley Alexander 2008, 09, 10, 11
 Dina Amoroso 1987, 88, 89, 90
 Hillary Anderson 1993, 94
 Alex Archer 2012
 Jessica Armstrong 1986, 87
 Becky Ashton 1987, 88, 89, 90

-- B --

Julie Banfe 1978
 Susan Banta 1987, 88, 89, 90
 Angie Barnes 1982, 83, 84, 85
 Robin Bayer 1987
 Kendall Beck 2002, 03, 04
 Julie Bledsoe 1980, 81, 82, 83
 Pamela Blom 1983, 84, 85, 86
 Jennifer Bloom 1988, 89, 90, 91
 Cindy Boyd 1984, 85, 87, 88
 Alyssa Brown 2009, 10, 11, 12
 Mollie Brown 1991, 92, 93, 94

-- C --

Stephanie Carter 2007
 Marilyn Chapman 1981, 82, 83, 84, 85
 She-Rae Chen 1998
 Linda Chun 1993, 94, 95, 96
 Katie Clancy 1992, 93, 94, 95
 Robin Close 1984, 85, 86
 Aissa Cooper 2000, 01, 02, 03
 Loretta Cordova 1978

-- D --

Nicole Dayton 2010, 11, 12
 Mandy Delgado 2002, 03
 Kristen Derr 1999, 2000
 Cheryl Doo 1986, 87, 88, 89
 Adriana Duffy 1989
 Julie Dunhill 1988, 89, 90, 91

-- E --

Jackie Eaby 1978
 Lauren Elmore 2005, 06, 07, 08
 Jene Elzie 1992, 93, 94, 95
 Sheri Evenson 1986, 87, 88, 89
 Jennifer Exaltacion 1998, 99, 2000, 01

-- F --

Kelly Fee 2006, 07, 08, 09
 Katie Fitzpatrick 1996, 97, 98, 99
 Caroline Fluhrer 2001, 02, 03, 04
 Natalie Foley 2003, 04, 05, 06
 Larissa Fontaine 1997, 98, 99, 2000
 Marietta Frey 1987, 88, 89, 90, 91
 Anne Friend 1981, 83

-- G --

Abby Gair 2000, 02
 Stephanie Gentry 2005, 06, 07, 08
 Laurence George 1986, 87, 88, 89
 Lauren Gleitman 2000
 Shelly Goldberg 2001, 02, 03, 04
 Nanci Goldsmith 1984, 85, 86, 87
 Karen Gryler 1987

-- H --

Pauline Hanset 2012
 Karen Hall 1979, 80, 81, 82, 83
 Sarah Harding 1997, 98, 99, 2000
 Katy Herbert 1999, 2000, 01, 02
 Ivana Hong 2012

-- I --

Danielle Ikoma 2008, 09, 10, 11
 Alyse Ishino 2008, 09, 10, 11

-- J --

Carly Janiga 2007, 08, 09, 10
 Katie Jennings 1994, 95
 Kristin Jensen 1999, 2000, 01, 02
 Jennifer Johnson 1987
 Christie Jones 1995, 96, 97

-- K --

Kerri Kanuka 1991, 92
 Kerrie Kelley 1991, 92
 Tracey Kohl 1996, 97, 98, 99
 Kerry Koller 1978
 Nicki Korbrine 1989, 90
 Carly Kurth 1993

-- L --

Jeanette LaCoste 1979, 80, 81, 82
 Tara LaMorte 1997, 98
 Meegan Lannin 1992, 93, 94, 95
 Danielle Leone 1990
 Lise Leveille 2001, 02, 03, 04
 Jessica Louie 2003, 04, 05, 06
 Julie Love 1979
 Caryn Lucido 1981, 82, 83, 84

-- M --

Erin McCann 1990, 91, 92
 Julia McCraw 2000
 Jeannie McCray 1983
 Alison McGann 1985, 86, 87, 88
 Becky Meldrum 1999, 2000, 01, 02
 Lucy Meyer 2012
 Keri Monahan 1995, 96, 97, 98
 Ashley Morgan 2010, 11, 12
 Shona Morgan 2011, 12
 Misty Moore 1995, 96
 Amy Murakami 1996, 97, 98, 99
 Sam Muramatsu 1978

-- N --

Amy Neil 1995, 96, 97, 98
 Catherine Nguyen 2009, 10



Kristina Vaculik

-- O --

Gretchen O'Henley 2008
 Pilar Ossorio 1979
 Nicole Ourada 2006, 07, 08, 09

-- P --

Dana Padden 1978
 Amy Paris 1995
 Linda Park 1978, 79
 Ariel Passanisi 1994, 95, 96
 Nicole Pechanec 2009, 10, 11, 12
 Jenny Peter 2009, 10, 12
 Robin Phelps 2001
 Alex Pintchouk 2005, 06, 07, 08
 Amy Plaut 1983
 Jennifer Polanski 1986
 Beth Pope 1985, 86, 87
 Aimee Precourt 2005, 06, 07, 08
 Beth Puccio 1983
 Heather Purnell 2006, 07, 08, 09
 Laura Putnam 1984, 85

-- R --

Mami Rager 1988, 89
 Marla Ranieri 2002, 03
 Jinny Rhee 1986, 87, 88
 Jennifer Roberts 1980, 81, 82
 Blair Ryland 2007, 08, 09, 10

-- S --

Cindy Sedlund 1978, 79
 Jennifer Sey 1989
 Samantha Shapiro 2012
 Anne Smith 1979, 80, 81, 82
 Tina Snowden 1992, 93, 94, 95
 Alyssa Solomon 1989, 90
 Amanda Spinner 2012
 Pam Spira 1978
 Stacy Sprando 2004, 05, 06
 Cindy Stevenson 1979, 80
 Kelsey Stillinger 2000, 01, 02, 03
 Kim Strauss 1982, 83
 Glyn Sweets 2003, 04, 05, 06

-- T --

Carolyn Tarkington 1982, 83
 Ann Thananopavarn 1997, 98
 Liz Tricase 2005, 06, 07, 08

-- V --

Kristina Vaculik 2011
 Denise Villars 1989, 90
 Christie Volastro 1988

-- W --

Jenny Ward 1993, 94
 Lisa Weinstock 1985
 Laurie West 1991, 92, 93, 94
 Tenaya West 2008, 09, 10
 Trina Wiggins 1980, 81
 Dell Wilkinson 1983, 84
 Jenny Wilson 1998, 99, 2000
 Lindsay Wing 2001, 02, 03, 04
 Rebecca Wing 2012
 Shira Wohlberg 1989, 90
 Vicki Worden 1983, 84, 85

-- Y --

Doe Yamashiro 1989
 Tabitha Yim 2005, 06, 07, 08
 Kim Young 1998, 99, 2000