THE HISTORY

Individual Records

Rushing Attempts

Game

1.	45	Tyler Gaffney	vs. Oregon • 2013
2.	39	Tommy Vardell	vs. California • 1991
3.	38	Brad Muster	at UCLA • 1986
	38	Toby Gerhart	vs. Oregon • 2009
5.	37	Brad Muster	vs. Washington State • 1986
6.	36	Tyler Gaffney	vs. UCLA • 2013
7.	35	Stepfan Taylor	vs. Oklahoma State • 2012
8.	34	Ernie Nevers	vs. Notre Dame • 1925
	34	Brad Muster	at California • 1984
	34	J.R. Lemon	vs. Arizona State • 2003

Season

1.	343	Toby Gerhart	2009
2.	330	Tyler Gaffney	2013
3.	322	Stepfan Taylor	2012
4.	260	Brad Muster	1986
5.	247	Tommy Vardell	1991
6.	242	Stepfan Taylor	2011
7.	228	Jon Volpe	1988
8.	223	Stepfan Taylor	2010
9.	210	Toby Gerhart	2008
10.	197	Ray Handley	1964

Career

1.	843	Stepfan Taylor	2009-12
2.	730	Darrin Nelson	1977-78, 80-81
3.	703	Brad Muster	1984-87
4.	671	Toby Gerhart	2006-09
5.	559	Mike Mitchell	1993-97
6.	555	Kerry Carter	1999-02
7.	540	Anthony Bookman	1994-97
8.	498	Brian Allen	1998-01
9.	486	Tyler Gaffney	2009-11, 13
10.	481	Glyn Milburn	1990-92

Rushing Yards

Game

1.	223	Toby Gerhart	vs. Oregon • 2009
2.	220	Jon Volpe	at Washington • 1988
3.	211	Darrin Nelson	vs. San Jose State • 1977
4.	209	Lou Valli	at California • 1956
5.	205	Toby Gerhart	vs. Notre Dame • 2009
6.	204	Brad Muster	at California • 1984
7.	202	Darrin Nelson	at Washington State • 1980
8.	201	Ernie Caddell	vs. Dartmouth • 1930
9.	200	Darrin Nelson	vs. Tulane • 1978
	200	Toby Gerhart	vs. Washington • 2009

Season

1.	1,871	Toby Gerhart	2009
2.	1,709	Tyler Gaffney	2013
3.	1,530	Stepfan Taylor	2012
4.	1,330	Stepfan Taylor	2011
5.	1,188	Tommy Vardell	1991
6.	1,161	Darrin Nelson	1978
7.	1,137	Stepfan Taylor	2010
8.	1,136	Toby Gerhart	2008
9.	1,123	Brad Muster	1986
10.	1,105	Darrin Nelson	1977

Career

1.	4,300	Stepfan Taylor	2009-12
2.	4,169	Darrin Nelson	1977-78, 80-81
3.	3,522	Toby Gerhart	2006-09
4.	3,010	Brad Muster	1984-87
5.	2,672	Anthony Bookman	1994-97
6.	2,550	Mike Mitchell	1993-97
7.	2,500	Tyler Gaffney	2009-11, 13
8.	2,252	Glyn Milburn	1990-92
9.	2,162	Brian Allen	1998-01
10.	2,079	Kerry Carter	1999-02
11.	1,940	Anthony Kimble	2005-08
12.	1,893	Tommy Vardell	1988-91
13.	1,786	Bobby Grayson	1933-35
14.	1,768	Ray Handley	1963-65
15.	1,689	Vincent White	1979-82
16.	1,674	Jon Volpe	1987-90
17.	1,636	Kenneth Tolon	2001-04
18.	1,593	Bill Tarr	1953-55
19.	1,543	Scott Laidlaw	1972-73
20.	1,357	Jackie Brown	1969-71

Rushing Yards Per Attempt

Game

1.	22.5	Ethan Allen (4 for 90)	vs. Arizona State • 1993

Season (minimum 400 yards)

1.	11.50	Dick Hyland (38 for 437)	1926
2.	8.24	Andrew Luck (55 for 453)	2010
3.	6.56	Anthony Bookman (122 for 800)	1997
4.	6.41	Pete Kmetovic (95 for 609)	1940
5.	6.34	Darrin Nelson (183 for 1,161)	1978
6.	6.07	Tyler Gaffney (74 for 449)	2011
7.	5.98	Anthony Kimble (120 for 717)	2008
8.	5.79	Vincent White (72 for 417)	1981
9.	5.70	Darrin Nelson (194 for 1,105)	1977
10.	5.61	Vincent White (88 for 494)	1982

Career (minimum 1,000 yards)

1.	5.90	Phil Moffatt (193 for 1,139)	1929-31
2.	5.71	Darrin Nelson (730 for 4,169)	1977-81
3.	5.26	Vincent White (321 for 1,689)	1979-82
4.	5.25	Toby Gerhart (671 for 3,522)	2006-09
5.	5.18	Bob White (234 for 1,211)	1948-50
6.	5.14	Tyler Gaffney (486 for 2,500)	2009-11, 13
7.	5.10	Stepfan Taylor (843 for 4,300)	2009-12
8.	5.02	Bubba Brown (215 for 1,080)	1968-69
9.	4.95	Anthony Bookman (540 for 2,672)	1994-97
10.	4.68	Glyn Milburn (481 for 2,253)	1990-92


Toby Gerhart

Stepfan Taylor


Darrin Nelson

Individual Records

Rushing Touchdowns

Game

1.	4	Darrin Nelson	at Oregon State • 1981
	4	Tommy Vardell	at Notre Dame • 1990
	4	Kerry Carter	vs. USC • 2000
	4	Kerry Carter	at Oregon • 2001
	4	Toby Gerhart	vs. Washington State • 2008
	4	Toby Gerhart	vs. California • 2009
	4	Stepfan Taylor	vs. Arizona • 2010

Season

1.	28	Toby Gerhart	2009
2.	22	Tommy Vardell	1991
3.	21	Tyler Gaffney	2013
4.	15	Toby Gerhart	2008
	15	Stepfan Taylor	2010
6.	14	Tommy Vardell	1990
7.	13	Brad Muster	1986
	13	Stepfan Taylor	2012
9.	11	Skip Face	1959
	11	Darrin Nelson	1981

Career

1.	44	Toby Gerhart	2006-09
2.	40	Stepfan Taylor	2009-12
3.	39	Tommy Vardell	1988-91
4.	33	Tyler Gaffney	2009-11, 13
5.	28	Brad Muster	1984-87
6.	24	Darrin Nelson	1977-81
	24	Kerry Carter	1999-02
8.	21	Mike Mitchell	1993-97
9.	19	Bobby Grayson	1933-35
10.	18	Anthony Kimble	2005-08

100-yard Rushing Games

Season

1.	11	Toby Gerhart	2009
2.	9	Tyler Gaffney	2013
3.	8	Tommy Vardell	1991
	8	Toby Gerhart	2008
	8	Stepfan Taylor	2012
6.	7	Stepfan Taylor	2010
7.	6	Stepfan Taylor	2011
8.	5	Darrin Nelson	1978
	5	Darrin Nelson	1980
	5	Brad Muster	1986

Career

1.	21	Stepfan Taylor	2009-12
2.	20	Toby Gerhart	2006-09
3.	16	Darrin Nelson	1977-78, 80-81
4.	11	Anthony Bookman	1994-97
5.	10	Brad Muster	1984-87
	10	Tyler Gaffney	2009-11, 13
7.	9	Mike Mitchell	1993-97
8.	8	Tommy Vardell	1988-91
	8	Glyn Milburn	1990-92
10.	6	Brian Allen	1998-01

Consecutive 100-yard Rushing Games

Season

1.	7	Toby Gerhart	2009
2.	5	Stepfan Taylor	2010
	5	Tyler Gaffney	2013
4.	4	Darrin Nelson	1980
	4	Tommy Vardell (twice)	1991
	4	Toby Gerhart	2008

Longest Rush

Game

1.	96	Bill Rogers	vs. Oregon State • 1952

Top Rushing Tandems

Season

1.	2,225	Toby Gerhart (1,871)	2009
		Andrew Luck (354)	2009
2.	2,064	Tyler Gaffney (1,709)	2013
		Kevin Hogan (355)	2013
3.	1,853	Toby Gerhart (1,136)	2008
		Anthony Kimble (717)	2008
3.	1,842	Tommy Vardell (1,188)	1991
		Glyn Milburn (654)	1991
4.	1,793	Stepfan Taylor (1,530)	2012
		Kevin Hogan (263)	2012

Rushing Yards by a Quarterback

Game

1.	129	Don Bunce	vs. Washington State • 1969

Season

1.	453	Andrew Luck	2010
2.	362	Gene Washington	1966
3.	355	Kevin Hogan	2013
4.	354	Andrew Luck	2009
5.	263	Kevin Hogan	2012
6.	250	Don Bunce	1971
7.	209	Jim Plunkett	1970
8.	205	Randy Fasani	2001
9.	194	Steve Thurlow	1962
10.	193	Scott Frost	1994

Career

1.	957	Andrew Luck	2009-11
2.	618	Kevin Hogan	2012-current
3.	481	Don Bunce	1968-69, 71
4.	369	Jim Plunkett	1968-70
5.	362	Gene Washington	1966-68
6.	348	Randy Fasani	1998-2001
7.	336	Alex Loukas	2007-10
8.	299	Dave Lewis	1964-66
9.	256	Scott Frost	1993-94
10.	199	Trent Edwards	2003-06
	199	Joe Borchard	1998-99

Rushing Touchdowns by a Quarterback

Game

1.	3	Josh Nunes	vs. Arizona • 2012

Season

1.	6	Jim Plunkett	1968

Career

1.	10	Jim Plunkett	1968-70

Pass Attempts

Game

1.	68	Steve Smith	vs. Notre Dame • 1989
2.	63	John Elway	at Ohio State • 1982
3.	59	Steve Stenstrom	at Notre Dame • 1994
	59	T.C. Ostrander	vs. UCLA • 2007
5.	56	John Paye	at San Diego State • 1985
6.	55	Mike Boryla	at Oregon • 1972
7.	54	Todd Husak	vs. San Jose State • 1998
8.	53	Guy Benjamin	at UCLA • 1976
9.	52	Steve Smith	vs. San Jose State • 1989
10.	51	Mike Cordova	at Penn State • 1974
	51	Steve Dils	at Washington State • 1978
	51	John Elway	at Washington • 1981
	51	Steve Stenstrom	vs. California • 1993

Season

1.	455	Steve Stenstrom	1993
2.	447	Todd Husak	1998
3.	419	Steve Dils	1978
4.	405	John Elway	1982
	405	John Paye	1985
6.	404	Andrew Luck	2011
7.	388	Jim Plunkett	1970
8.	379	John Elway	1980
9.	372	Andrew Luck	2010
10.	366	John Elway	1981
	366	Guy Benjamin	1977

Career

1.	1,380	Steve Stenstrom	1991-94
2.	1,246	John Elway	1979-82
3.	1,198	John Paye	1983-86
4.	1,064	Andrew Luck	2009-11
5.	992	Jim Plunkett	1968-70
6.	908	Todd Husak	1996-99
7.	867	Trent Edwards	2003-06
8.	844	Guy Benjamin	1974-77
9.	726	Chris Lewis	2000-03
10.	708	Jason Palumbis	1988-91

Individual Records

Pass Completions

Game

1.	40	John Paye	at San Diego State • 1985
2.	39	Steve Smith	vs. Notre Dame • 1989
3.	37	Steve Stenstrom	at Notre Dame • 1994
4.	35	Guy Benjamin	at UCLA • 1976
	35	John Elway	at Ohio State • 1982
6.	34	Dick Norman	vs. California • 1959
7.	33	John Elway	at Purdue • 1981
	33	Andrew Luck	at Arizona State • 2010
9.	32	Steve Dils	at Washington State • 1978
	32	Steve Dils	vs. Oklahoma • 1978

Season

1.	300	Steve Stenstrom	1993
2.	288	Andrew Luck	2011
3.	271	John Paye	1985
4.	264	Steve Dils	1978
5.	263	Andrew Luck	2010
6.	262	John Elway	1982
7.	248	John Elway	1980
8.	234	Jason Palumbis	1990
9.	233	Todd Husak	1998
10.	231	Guy Benjamin	1977

Career

1.	866	Steve Stenstrom	1991-94
2.	774	John Elway	1979-82
3.	715	John Paye	1983-86
4.	713	Andrew Luck	2009-11
5.	550	Jim Plunkett	1968-70
6.	511	Guy Benjamin	1974-77
7.	488	Trent Edwards	2003-06
8.	483	Todd Husak	1996-99
9.	442	Jason Palumbis	1988-91
10.	401	Chad Hutchinson	1996-97

Passing Yards

Game

1.	450	Todd Husak	vs. Oregon State • 1998
2.	430	Steve Dils	at Washington State • 1978
3.	423	Andrew Luck	at Arizona • 2009
4.	419	Todd Husak	at UCLA • 1998
5.	418	John Elway	at Purdue • 1981
6.	408	John Paye	at Oregon • 1985
	408	Steve Stenstrom	at UCLA • 1994
8.	407	John Elway	at Ohio State • 1982
	407	Steve Stenstrom	at Oregon • 1993
	407	Steve Stenstrom	vs. Oregon State • 1993

Season

1.	3,627	Steve Stenstrom	1993
2.	3,517	Andrew Luck	2011
3.	3,338	Andrew Luck	2010
4.	3,242	John Elway	1982
5.	3,153	Steve Dils	1978
6.	3,092	Todd Husak	1998
7.	2,980	Jim Plunkett	1970
8.	2,946	Todd Husak	1999
9.	2,889	John Elway	1980
10.	2,822	Steve Stenstrom	1994

Career

1.	10,911	Steve Stenstrom	1991-94
2.	9,430	Andrew Luck	2009-11
3.	9,349	John Elway	1979-82
4.	7,809	Jim Plunkett	1968-70
5.	7,669	John Paye	1983-86
6.	6,834	Todd Husak	1996-99
7.	6,215	Guy Benjamin	1974-77
8.	5,443	Trent Edwards	2003-06
9.	4,954	Jason Palumbis	1988-91
10.	4,461	Chad Hutchinson	1996-97

Completion Percentage

Season (minimum 180 attempts)

1.	.713	Andrew Luck (288-404)	2011
2.	.707	Andrew Luck (263-372)	2010
3.	.686	Jason Palumbis (234-341)	1990
4.	.670	Turk Schonert (148-221)	1979
5.	.669	John Paye (271-405)	1985
6.	.659	Steve Stenstrom (300-455)	1993
7.	.654	John Elway (248-379)	1980
8.	.652	Steve Stenstrom (217-333)	1994
9.	.647	John Elway (262-405)	1982
10.	.631	Guy Benjamin (231-366)	1977

Career (minimum 300 attempts)

1.	.670	Andrew Luck (425-660)	2009-11
2.	.647	Kevin Hogan (289-447)	2012-current
3.	.631	Steve Dils (291-461)	1977-78
4.	.628	Steve Stenstrom (866-1,380)	1991-94
5.	.624	Jason Palumbis (442-708)	1988-91
6.	.621	John Elway (774-1,246)	1979-82
7.	.612	Chad Hutchinson (401-655)	1996-97
8.	.605	Guy Benjamin (511-844)	1974-77
9.	.597	John Paye (715-1,198)	1983-86
10.	.569	Mark Butterfield (234-411)	1992-95


Steve Stenstrom


Andrew Luck

John Elway

Individual Records

Passing Efficiency

Season (minimum 180 attempts)

1.	170.2	Andrew Luck	2010 (263-372, 3,338 yards, 8 INT, 32 TD)
2.	169.7	Andrew Luck	2011 (288-404, 3,517 yards, 10 INT, 37 TD)
3.	163.2	Turk Schonert	1979 (148-221, 1,927 yards, 6 INT, 19 TD)
4.	151.5	Kevin Hogan	2013 (180-295, 2,630 yards, 10 INT, 20 TD)
5.	148.6	Steve Stenstrom	1994 (217-333, 2,822 yards, 6 INT, 16 TD)
6.	147.2	John Elway	1980 (248-379, 2,889 yards, 11 INT, 27 TD)
7.	146.3	Steve Stenstrom	1993 (300-455, 3,627 yards, 14 INT, 27 TD)
8.	145.6	John Elway	1982 (262-405, 3,242 yards, 12 INT, 24 TD)
9.	143.5	Andrew Luck	2009 (162-288, 2,575 yards, 4 INT, 13 TD)
10.	142.2	Bobby Garrett	1953 (118-205, 1,637 yards, 10 INT, 17 TD)

Career (minimum 300 attempts)

1.	162.8	Andrew Luck	2009-11 (713-1,064, 9,430 yards, 22 INT, 82 TD)
2.	150.3	Kevin Hogan	2012-current (289-447, 3,726 yards, 13 INT, 29 TD)
3.	141.4	Steve Stenstrom	1991-94 (866-1,380, 10,911 yards, 38 INT, 74 TD)
4.	139.3	John Elway	1979-82 (774-1,246, 9,349 yards, 39 INT, 77 TD)
5.	138.8	Steve Dils	1977-78 (291-461, 3,488 yards, 15 INT, 26 TD)
6.	133.0	Randy Fasani	1999-01 (199-390, 3,088 yards, 11 INT, 25 TD)
7.	131.0	Guy Benjamin	1974-77 (511-844, 6,215 yards, 43 INT, 48 TD)
8.	129.5	Jim Plunkett	1968-70 (550-992, 7,809 yards, 48 INT, 53 TD)
9.	127.6	Mark Butterfield	1992-95 (234-411, 2,997 yards, 12 INT, 19 TD)
10.	126.0	Todd Husak	1996-99 (483-908, 6,834 yards, 24 INT, 41 TD)

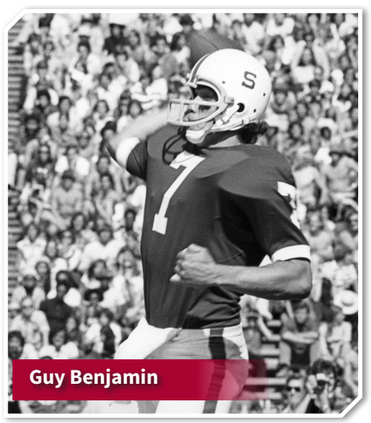
Guy Benjamin

Touchdown Passes

Game

1.	6	John Elway	vs. Oregon State • 1980
2.	5	Mike Boryla	vs. Washington State • 1973
	5	Steve Dils	at Washington State • 1978
	5	John Elway	at Washington State • 1980
	5	John Elway	vs. Oregon State • 1982
	5	Steve Stenstrom	vs. Colorado • 1993
	5	Joe Borchard	vs. UCLA • 1999
	5	Kevin Hogan	vs. California • 2013
9.	4	Jim Plunkett	vs. San Jose State • 1968
	4	Jim Plunkett	at Purdue • 1969
	4	Jim Plunkett	at Washington • 1969
	4	Mike Cordova	vs. Army • 1975
	4	John Elway	at Purdue • 1982
	4	Steve Stenstrom	vs. San Jose State • 1994
	4	Mark Butterfield	vs. UCLA • 1995
	4	Chad Hutchinson	vs. Oregon • 1997
	4	Todd Husak	at Arizona State • 1999
	4	Randy Fasani	vs. San Jose State • 2000
	4	Randy Fasani	vs. Boston College • 2001
	4	Randy Fasani	vs. Arizona State • 2001
	4	Chris Lewis	vs. California • 2001
	4	Trent Edwards	at San Jose State • 2006
	4	Andrew Luck	vs. Sacramento State • 2010
	4	Andrew Luck	vs. Wake Forest • 2010
	4	Andrew Luck	vs. Oregon State • 2010
	4	Andrew Luck	vs. Virginia Tech • 2011
	4	Andrew Luck	at Duke • 2011
	4	Andrew Luck	at Washington State • 2011
	4	Andrew Luck	vs. Notre Dame • 2011

Season

1.	37	Andrew Luck	2011
2.	32	Andrew Luck	2010
3.	27	John Elway	1980
	27	Steve Stenstrom	1993
5.	25	Steve Dils	1978
6.	24	John Elway	1982
7.	22	Guy Benjamin	1977
8.	20	Jim Plunkett	1969
	20	John Elway	1981
	20	Kevin Hogan	2013

Career

1.	82	Andrew Luck	2009-11
2.	77	John Elway	1979-82
3.	74	Steve Stenstrom	1991-94
4.	53	Jim Plunkett	1968-70
5.	48	Guy Benjamin	1974-77
6.	41	Todd Husak	1996-99
7.	38	John Paye	1983-86
8.	36	Trent Edwards	2003-06
9.	34	Chris Lewis	2000-03
10.	31	Mike Boryla	1970-73

300-yard Passing Games

Season

1.	8	Steve Stenstrom	1993
2.	6	John Elway	1982
3.	5	Steve Stenstrom	1994
	5	Todd Husak	1999
	5	Andrew Luck	2011
6.	4	Todd Husak	1998
7.	3	Jim Plunkett	1969
	3	John Elway	1981
	3	John Paye	1985
	3	Jason Palumbis	1990
	3	Mark Butterfield	1995
	3	Andrew Luck	2010

Career

1.	15	Steve Stenstrom	1991-94
2.	10	John Elway	1979-82
3.	9	Todd Husak	1996-99
	9	Andrew Luck	2009-11
5.	6	John Paye	1983-86
6.	4	Jim Plunkett	1968-70
7.	3	Guy Benjamin	1974-77
	3	Jason Palumbis	1988-91
	3	Mark Butterfield	1992-95

Interceptions

Game

1.	5	Jim Plunkett	vs. Purdue • 1970
	5	John Elway	vs. San Jose State • 1981

Season

1.	20	Mike Boryla	1972

Career

1.	48	Jim Plunkett	1968-70

Longest Pass Play

Game

1.	98	Joe Borchard to Troy Walters (TD) vs. UCLA • 1999	


Jim Plunkett

Individual Records

Pass Receptions

Game

1.	14	Eric Cross	at Hawai'i • 1972
	14	Vincent White	at UCLA • 1982
	14	Brad Muster	at Oregon • 1985
	14	Jim Price	at Notre Dame • 1989
5.	13	Gene Washington	at UCLA • 1968
	13	Darrin Nelson	vs. Ohio State • 1981
	13	Troy Walters	vs. Oregon • 1997
	13	DeRonnie Pitts	vs. USC • 2000
9.	12	Chris Burford	vs. California • 1959
	12	James Lofton	at Washington • 1977
	12	Vincent White	at Purdue • 1981
	12	Brad Muster	vs. Oregon State • 1985
	12	Brad Muster	at Arizona State • 1985
	12	Brian Morris	vs. UCLA • 1985
	12	Mark Harris	at Oregon • 1993
	12	Luke Powell	vs. San Jose State • 2003
	12	Mark Bradford	at Washington State • 2007

Season

1.	86	Troy Walters	1997
2.	78	Brad Muster	1985
3.	77	Troy Walters	1999
	77	DeRonnie Pitts	2000
5.	74	DeRonnie Pitts	1998
6.	71	Gene Washington	1968
	71	Chris Walsh	1991
8.	69	Zach Ertz	2012
9.	68	Vincent White	1982
10.	67	Darrin Nelson	1981
	67	Justin Armour	1994

Career

1.	248	Troy Walters	1996-99
2.	228	DeRonnie Pitts	1997-00
3.	223	Darrin Nelson	1977-78, 80-81
4.	198	Brad Muster	1984-87
5.	169	Mark Bradford	2003-07
6.	162	Vincent White	1979-82
7.	158	Jeff James	1984-87
8.	156	Justin Armour	1991-94
9.	146	Ken Margerum	1977-80
	146	Ed McCaffrey	1986-87, 89-90
	146	Chris Walsh	1988-91
	146	Glyn Milburn	1990-92
	146	Brian Manning	1993-96


Eric Cross

Receiving Yards

Game

1.	278	Troy Walters	vs. UCLA • 1999
2.	237	Darrin Nelson	vs. Arizona State • 1981
3.	220	Justin Armour	at UCLA • 1994
4.	209	Troy Walters	at USC • 1997
5.	192	Troy Walters	at UCLA • 1998
	192	James Lofton	at Washington • 1977
7.	189	Mark Harris	at Oregon • 1993
8.	187	Mark Harris	at USC • 1995
9.	186	Troy Walters	vs. San Jose State • 1999
10.	185	Mark Bradford	vs. Arizona State • 2005

Season

1.	1,508	Troy Walters	1999
2.	1,206	Troy Walters	1997
3.	1,117	Gene Washington	1968
4.	1,092	Justin Armour	1994
5.	1,029	Ken Margerum	1978
6.	1,021	Mark Harris	1995
7.	1,012	DeRonnie Pitts	1998
8.	1,010	James Lofton	1977
9.	995	Chris Walsh	1991
10.	958	Ty Montgomery	2013

Career

1.	4,047	Troy Walters	1996-99
2.	3,023	DeRonnie Pitts	1997-00
3.	2,517	Ken Margerum	1977-80
4.	2,491	Justin Armour	1991-94
5.	2,469	Darrin Nelson	1977-78, 80-81
6.	2,431	Mark Bradford	2003-07
7.	2,365	Brian Manning	1993-96
8.	2,333	Ed McCaffrey	1986-87, 89-90
9.	2,306	Jeff James	1984-87
10.	2,270	Emile Harry	1981-84

DeRonnie Pitts

Yards Per Catch

Game

1.	64.50	Bob Blunt (2-129)	vs. San Jose State • 1965

Season

1.	22.93	Devon Cajuste (28-642)	2013
2.	21.17	Miles Moore (41-868)	1971
3.	19.74	Randy Vataha (35-691)	1969
4.	19.64	Luke Powell (45-884)	2001
5.	19.62	Coby Fleener (34-667)	2011
6.	19.58	Troy Walters (77-1,508)	1999
7.	19.54	Brian Manning (46-899)	1994
8.	19.36	Mike Tolliver (33-639)	1981
9.	19.28	Emile Harry (25-482)	1984
10.	18.96	Jon Pinckney (23-436)	1989

Career

1.	21.09	Bob Blunt (35-738)	1964-66
2.	18.90	Miles Moore (68-1,285)	1971-72
3.	18.46	Emile Harry (123-2,270)	1981-84
4.	18.22	Eric Mullins (41-747)	1980-83
5.	18.00	James Lofton (72-1,295)	1975-77
6.	17.82	Randy Vataha (89-1,586)	1969-70
7.	17.24	Ken Margerum (146-2,517)	1977-80
8.	17.07	Jack Lasater (67-1,144)	1968-70
9.	16.86	Walter Batson (50-843)	1987-90
10.	16.54	Richard Sherman (81-1,340)	2006-10


Troy Walters

Individual Records

Touchdown Receptions

Game

1.	4	Ken Margerum	vs. Oregon State • 1980
	4	Ty Montgomery	vs. California • 2013

Season

1.	14	James Lofton	1977
2.	11	Ken Margerum	1978
	11	Ken Margerum	1980
4.	10	Ken Margerum	1979
	10	Troy Walters	1999
	10	Coby Fleener	2011
	10	Ty Montgomery	2013
8.	9	Eric Cross	1972
	9	Doug Baldwin	2010
10.	8	Gene Washington	1968
	8	Tony Hill	1976
	8	Vincent White	1982
	8	Jeff James	1986
	8	Ed McCaffrey	1990
	8	Troy Walters	1997
	8	DeRonnie Pitts	1999
	8	DeRonnie Pitts	2000
	8	Teyo Johnson	2001
	8	Teyo Johnson	2002

Career

1.	32	Ken Margerum	1977-80
2.	26	Troy Walters	1996-99
3.	24	DeRonnie Pitts	1997-00
4.	20	Justin Armour	1991-94
5.	18	Tony Hill	1973-76
	18	Vincent White	1979-82
	18	Coby Fleener	2008-11
	18	James Lofton	1975-77
	18	Darrin Nelson	1977-78, 80-81
10.	16	Jeff James	1979-82
	16	Teyo Johnson	2001-02


Ken Margerum

100-yard Receiving Games

Season

1.	7	Gene Washington	1968
	7	Troy Walters	1999
3.	6	Troy Walters	1997
4.	5	Randy Vataha	1970
	5	Miles Moore	1971
	5	Ed McCaffrey	1990
	5	Justin Armour	1994
	5	Troy Walters	1998
9.	4	James Lofton	1977
	4	Emile Harry	1983
	4	Chris Walsh	1991
	4	Mark Harris	1995
	4	DeRonnie Pitts	1998
	4	Luke Powell	2001

Career

1.	19	Troy Walters	1996-99
2.	10	DeRonnie Pitts	1997-00
3.	8	Ed McCaffrey	1986-90
	8	Justin Armour	1991-94
	8	Mark Bradford	2003-07
6.	7	Gene Washington	1966-68
	7	Randy Vataha	1969-70
	7	Emile Harry	1981-84
	7	Luke Powell	2000-03
10.	6	Ken Margerum	1977-80
	6	Vincent White	1979-82
	6	Jeff James	1984-87
	6	Brad Muster	1984-87
	6	Mark Harris	1993-95

Longest Reception

Game

1.	98	Troy Walters from Joe Borchard (TD) vs. UCLA • 1999


Ed McCaffrey

Total Offense Attempts

Game

1.	69	Steve Smith	vs. Notre Dame • 1989 (68 passing, 1 rushing)

Season

1.	512	Steve Stenstrom	1992 (455 passing, 57 rushing)

Career

1.	1,610	Steve Stenstrom	1991-94 (1,380 passing, 230 rushing)

Total Offense

Game

1.	447	Todd Husak	vs. Oregon State • 1998
2.	443	Andrew Luck	at Arizona • 2009
3.	438	Steve Dils	at Washington State • 1978
4.	428	Todd Husak	at UCLA • 1998
5.	418	John Elway	at Ohio State • 1982
	418	John Paye	at San Diego State • 1985
7.	416	Jim Plunkett	at Purdue • 1969
8.	413	John Paye	at Oregon • 1985
	413	Steve Stenstrom	vs. Oregon State • 1993
10.	410	John Elway	at Purdue • 1981

Season

1.	3,791	Andrew Luck	2010
2.	3,667	Andrew Luck	2011
3.	3,398	Steve Stenstrom	1993
4.	3,189	Jim Plunkett	1970
5.	3,104	John Elway	1982
6.	3,033	Steve Dils	1978
7.	3,026	Todd Husak	1998
8.	2,985	Kevin Hogan	2013
9.	2,939	John Elway	1980
10.	2,931	Todd Husak	1999

Career

1.	10,387	Andrew Luck	2009-11
2.	10,179	Steve Stenstrom	1991-94
3.	9,070	John Elway	1979-82
4.	8,178	Jim Plunkett	1968-70
5.	7,539	John Paye	1983-86
6.	6,680	Todd Husak	1996-99
7.	6,043	Guy Benjamin	1974-77
8.	5,642	Trent Edwards	2003-06
9.	4,701	Jason Palumbis	1988-91
10.	4,432	Chris Lewis	2000-03

Individual Records

Points

Game

1.	30	Darrin Nelson (5 TD) ..at Oregon State • 1981
	30	Ty Montgomery (5 TD)....vs. California • 2013

Season

1.	172	Toby Gerhart....2009
2.	132	Tommy Vardell....1991
	132	Tyler Gaffney....2013
4.	112	Nate Whitaker....2010
5.	101	Nate Whitaker....2009
6.	100	Skip Face....1959
7.	97	Jordan Williamson....2013
8.	96	Darrin Nelson....1981
	96	Brad Muster....1986
	96	Stepfan Taylor....2010
	96	Jordan Williamson....2012

Career

1.	289	Eric Abrams....1992-95
2.	286	Jordan Williamson....2011-current
3.	270	Stepfan Taylor....2009-12
4.	268	Toby Gerhart....2006-09
5.	256	Darrin Nelson....1977-81
6.	254	John Hopkins....1987-90
7.	252	Mark Harmon....1981-84
8.	247	Ken Naber....1977-80
9.	239	Michael Sgroi....2002-05
10.	236	Tommy Vardell....1988-91

Touchdowns

Game

1.	5	Darrin Nelson.....at Oregon State • 1981
	5	Ty Montgomery .....vs. California • 2013

Season

1.	28	Toby Gerhart....2009
2.	22	Tommy Vardell....1991
	22	Tyler Gaffney....2013
4.	16	Darrin Nelson....1981
	16	Brad Muster....1986
	16	Stepfan Taylor....2010
7.	15	Vincent White....1982
	15	Toby Gerhart....2008
	15	Stepfan Taylor....2012
10.	14	James Lofton....1977
	14	Tommy Vardell....1990
	14	Glyn Milburn....1992
	14	Ty Montgomery....2013

Career

1.	45	Stepfan Taylor....2009-12
2.	44	Toby Gerhart....2006-09
3.	42	Darrin Nelson....1977-81
4.	39	Tommy Vardell....1988-91
5.	37	Tyler Gaffney....2009-11, 13
6.	36	Brad Muster....1984-87
7.	32	Ken Margerum....1977-80
8.	31	Vincent White....1979-80
9.	29	Troy Walters....1996-99
10.	26	Kerry Carter....1999-2002

Field Goals Made

Game

1.	5	John Hopkins.....at California • 1990
	5	Nate Whitaker.....at Notre Dame • 2010

Season

1.	19	John Hopkins....1988
2.	18	Rod Garcia....1973
	18	John Hopkins....1989
	18	Jordan Williamson....2013
5.	17	Eric Abrams....1992
	17	Nate Whitaker....2010
	17	Jordan Williamson....2012
8.	16	Rod Garcia....1971
	16	Eric Abrams....1995
	16	Michael Sgroi....2004
	16	Nate Whitaker....2009

Career

1.	59	John Hopkins....1987-90
2.	53	Eric Abrams....1992-95
3.	50	Mark Harmon....1981-84
4.	48	Jordan Williamson....2011-current
5.	47	Michael Sgroi....2002-05
6.	44	Rod Garcia....1971-73
7.	41	Ken Naber....1977-80
8.	34	Mike Biselli....1998-01
9.	33	Nate Whitaker....2009-10
10.	28	Kevin Miller....1995-98

Field Goal Attempts

Game

1.	6	John Hopkins (5-6) ....at California • 1990
2.	5	Rod Garcia (0-5)..vs. San Jose State • 1971
	5	Nate Whitaker (5-5)..at Notre Dame • 2010
	5	Jordan Williamson (4-5)....vs. Oregon • 2013

Season

1.	31	Rod Garcia (16-31)....1971
	31	John Hopkins (18-31)....1989
3.	29	Rod Garcia (18-29)....1973
4.	27	Mike Michel (12-27)....1976
	27	Derek Belch (15-27)....2007
	27	Jordan Williamson (17-27)....2012
7.	26	Mike Langford (15-26)....1974
8.	24	Rod Garcia (10-24)....1972
	24	John Hopkins (19-24)....1988
	24	Michael Sgroi (16-24)....2004

Career

1.	88	John Hopkins (59-88)....1987-90
2.	84	Rod Garcia (44-84)....1971-73
3.	76	Eric Abrams (53-76)....1992-95
4.	75	Michael Sgroi (47-75)....2002-05
5.	71	Ken Naber (41-71)....1977-80
6.	70	Mark Harmon (50-70)....1981-84
7.	68	Jordan Williamson (46-68)....2011-current
8.	50	Steve Horowitz (23-50)....1968-70
9.	49	Mike Biselli (34-49)....1998-01
10.	48	Kevin Miller (28-48)....1995-98

Field Goal Percentage

Season

1.	.895	Nate Whitaker (17-19)....2010
2.	.857	Mark Harmon (12-14)....1981
3.	.842	Eric Abrams (16-19)....1995
4.	.824	Aaron Zagory (14-17)....2008
5.	.818	Jordan Williamson (18-22)....2013
6.	.810	Eric Abrams (17-21)....1992
7.	.792	John Hopkins (19-24)....1988
8.	.789	Mike Biselli (15-19)....1999
9.	.778	Mark Harmon (14-18)....1984
10.	.727	Nate Whitaker (16-22)....2009

Career (minimum 20 attempts)

1.	.805	Nate Whitaker (33-41)....2009-10
2.	.733	Aaron Zagory (22-30)....2005-08
3.	.714	Mark Harmon (50-70)....1981-84
4.	.706	Jordan Williamson (48-68)..... 2011-current
5.	.697	Eric Abrams (53-76)....1992-95
6.	.694	Mike Biselli (34-49)....1998-01
7.	.670	John Hopkins (59-88)....1987-90
8.	.627	Michael Sgroi (47-75)....2002-05
9.	.583	Kevin Miller (28-48)....1995-98
10.	.577	Ken Naber (41-71)....1977-80

Longest Field Goal Made

Game

1.	59	Rod Garcia.....at USC • 1973
	59	Mark Harmon.....at Purdue • 1981

Extra Points Made

Game

1.	9	Gary Kerkorian.....vs. Idaho • 1949
	9	Mark Harmon.....at Oregon State • 1981

Season

1.	61	Nate Whitaker (61-66)....2010
2.	54	Jordan Williamson (54-56)....2011
3.	53	Nate Whitaker (53-53)....2009
4.	49	Mike Biselli (49-52)....1999
5.	48	Mike Biselli (48-50)....2001
6.	45	Jordan Williamson (45-46)....2012
7.	43	Jordan Williamson (43-44)....2013
8.	42	Aaron Mills (42-42)....1991
9.	41	Steve Horowitz (41-43)....1969
10.	36	Mark Harmon (36-37)....1982
	36	Steve Horowitz (36-41)....1970

Career

1.	142	Jordan Williamson (142-146)....2011-current
2.	130	Eric Abrams (130-136)....1992-95
3.	123	Mike Biselli (123-131)....1998-01
4.	122	Ken Naber (122-134)....1977-80
5.	114	Nate Whitaker (114-119)....2009-10
6.	102	Mark Harmon (102-106)....1981-84
7.	98	Michael Sgroi (98-101)....2002-05
8.	89	Steve Horowitz (89-100)....1968-70
9.	87	Gary Kerkorian (87-101)....1949-51
10.	77	John Hopkins (77-80)....1987-90

Individual Records

Extra Point Percentage

Season

1.	1.000	Mark Harmon (13-13)....1983
	1.000	John Hopkins (25-25)....1988
	1.000	John Hopkins (15-15)....1989
	1.000	Aaron Mills (42-42)....1991
	1.000	Michael Sgroi (32-32)....2005
	1.000	Derek Belch (26-26)....2007
	1.000	Nate Whitaker (53-53)....2009
	1.000	Bill Shoemaker (18-18)....1968
	1.000	Braden Beck (12-12)....1963

Career

1.	1.000	Aaron Mills (50-50)....1991-94
	1.000	Derek Belch (26-26)....2004-07
3.	.973	Jordan Williamson (142-146)..2011-current
4.	.970	Michael Sgroi (98-101)....2002-05
5.	.964	Braden Beck (27-28)....1963-64
6.	.963	John Hopkins (77-80)....1987-90
7.	.962	Mark Harmon (102-106)....1981-84
8.	.959	David Sweeney (71-74)....1984-87
9.	.958	Nate Whitaker (114-119)....2009-10
10.	.956	Eric Abrams (130-136)....1992-95

Consecutive Extra Points

Career

1.	71	John Hopkins 1987-90 (last 14 in '87, 25-25 in '88, 15-15 in '89, first 17 in '90)
2.	66	Nate Whitaker....2009-10 (53-53 in '09, first 13 in '10)

Punt Returns

Game

1.	13	Phil Moffatt..... vs. Dartmouth • 1930

Season

1.	41	Phil Moffatt....1930
2.	36	Luke Powell.... 2003
3.	34	Alan Grant....1989
	34	Glyn Milburn....1992
5.	32	Thomas Henley....1986
6.	30	Alan Grant....1988
	30	Troy Walters....1997
8.	29	Eric Cross....1970
	29	Ray Anderson....1974
	29	Troy Walters....1996

Career

1.	93	Alan Grant....1986-89
2.	91	Troy Walters....1996-99
3.	85	Luke Powell....2000-03
4.	81	Glyn Milburn....1990-92
5.	72	Phil Moffatt....1929-31
6.	71	Drew Terrell....2009-12
7.	70	Eric Cross....1970-72
8.	50	Darrin Nelson....1977-78, 80-81

Punt Return Yards

Game

1.	139	Ozzie Grenardo (4).....vs. Cornell • 1991

Season

1.	589	Glyn Milburn (34)....1992
2.	472	Phil Moffatt (41)....1930
3.	446	Alan Grant (27)....1987
4.	424	Troy Walters (30)....1997
5.	389	Thomas Henley (32)....1986
6.	358	Eric Cross (29)....1970
7.	332	Troy Walters (29)....1996
8.	325	Luke Powell (36)....2003
9.	308	Luke Powell (21)....2001
10.	299	Craig Zaltosky (21)....1973

Career

1.	1,079	Glyn Milburn (81)....1990-92
2.	974	Troy Walters (91)....1996-99
3.	894	Alan Grant (93)....1986-89
4.	882	Luke Powell (85)....2000-03
5.	797	Drew Terrell (71)....2009-12
6.	718	Phil Moffatt (72)....1929-31
7.	663	Eric Cross (70)....1970-72
8.	469	Darrin Nelson (50).....1977-78, 80-81
9.	466	Thomas Henley (38)....1983-86

Punt Return Average

Game

1.	34.8	Ozzie Grenardo (4-139)..... vs. Cornell • 1991

Season

1.	17.32	Glyn Milburn (34-589)....1992
2.	16.52	Alan Grant (27-446)....1987
3.	14.67	Luke Powell (21-308)....2001
4.	14.24	Craig Zaltosky (21-299)....1973
5.	14.13	Troy Walters (30-424)....1997
6.	12.70	Darrin Nelson (20-254)....1978
7.	12.172	Eric Cross (29-353)....1970
8.	12.167	Drew Terrell (18-219)....2010
9.	12.156	Thomas Henley (32-389)....1986
10.	12.13	Drew Terrell (24-291)....2012

Career

1.	14.67	Randy Vataha (15-220)....1969-70
2.	13.32	Glyn Milburn (81-1,079)....1990-92
3.	12.26	Thomas Henley (38-466)....1983-86
4.	12.22	Craig Zaltosky (32-391)....1972-73
5.	11.23	Drew Terrell (71-797)....2009-12
6.	10.70	Troy Walters (91-974)....1996-99
7.	10.38	Luke Powell (85-882)....2000-03
8.	10.21	Craig Ritchey (28-286)....1963-65
9.	10.09	Mark Marquess (22-222)....1966-68
10.	10.06	Gordy Young (17-171)....1954-56

Kickoff Returns

Game

1.	8	Mike Dotterer..... vs. Arizona State • 1981

Season

1.	37	Chris Owusu....2009
2.	36	Ryan Wells....2002
	36	Ty Montgomery....2013
4.	29	Vincent White....1980
5.	28	Ray Anderson....1974
6.	27	Kevin T. Scott....1988
	27	Ty Montgomery....2011
8.	25	Ray Anderson....1975
	25	Ken Williams....1982
	25	Mike Mitchell....1993

Career

1.	95	Ryan Wells....1999-02
2.	78	Chris Owusu....2008-11
3.	76	Damon Dunn....1994-97
4.	74	Ty Montgomery....2011-current
5.	66	Ray Anderson....1973-75
6.	62	Kevin T. Scott....1987-90
7.	54	Glyn Milburn....1990-92
8.	53	Vincent White....1979-82
9.	52	T.J. Rushing....2002-05
10.	49	Thomas Henley....1983-86

Kickoff Return Yards

Game

1.	204	Ty Montgomery (4)..vs. Washington • 2013

Season

1.	1,167	Chris Owusu (37)....2009
2.	1,091	Ty Montgomery (36)....2013
3.	715	Ryan Wells (36)....2002
4.	680	Ty Montgomery (27)....2011
5.	656	Damon Dunn (22)....1995
6.	653	T.J. Rushing (23)....2004
7.	603	Vincent White (29)....1980
8.	596	Kevin T. Scott (27)....1988
9.	594	Glyn Milburn (24)....1990
10.	584	Mike Dotterer (24)....1981

Career

1.	2,132	Chris Owusu (78)....2008-11
2.	2,071	Ryan Wells (95)....1999-02
3.	2,067	Damon Dunn (76)....1994-97
4.	2,064	Ty Montgomery (74)....2011-current
5.	1,409	T.J. Rushing (52)....2002-05
6.	1,356	Ray Anderson (66)....1973-75
7.	1,256	Glyn Milburn (54)....1990-92
8.	1,238	Kevin T. Scott (62)....1987-90
9.	1,121	Vincent White (53)....1979-82
10.	1,106	Kevin B. Scott (46)....1983-86

Individual Records

Kickoff Return Average

Game

1.	99.00	T.J. Rushing (1-99)	vs. BYU • 2004

Season (minimum 12 returns)

1.	33.92	Ron Inge (12-407)	1973
2.	31.54	Chris Owusu (37-1,167)	2009
3.	30.31	Ty Montgomery (36-1,091)	2013
4.	29.82	Damon Dunn (22-656)	1995
5.	29.08	Reggie Sanderson (13-378)	1972
6.	28.40	T.J. Rushing (23-653)	2004
7.	27.38	T.J. Rushing (21-575)	2005
8.	27.25	Kevin B. Scott (12-327)	1986
9.	27.21	Marlon Evans (19-517)	1995
10.	27.06	Damon Dunn (16-433)	1996

Career (minimum 20 returns)

1.	27.89	Ty Montgomery (74-2,064)	2011-current
2.	27.82	Ron Inge (28-779)	1973-76
3.	27.33	Chris Owusu (78-2,132)	2008-11
4.	27.20	Damon Dunn (76-2,067)	1994-97
5.	27.10	T.J. Rushing (52-1,409)	2002-05
6.	25.21	Doug Baldwin (28-706)	2007-10
7.	24.04	Kevin B. Scott (46-1,106)	1983-86
8.	23.26	Glyn Milburn (54-1,256)	1990-92
9.	23.17	Mike Dotterer (29-672)	1979-82
10.	22.89	Reggie Sanderson (36-824)	1970-72

Kickoff Return for Touchdown

Game

1.	1	multiple	last by Ty Montgomery at Utah • 2013

Season

1.	3	Chris Owusu	2009

Career

1.	3	Damon Dunn	1994-97
	3	T.J. Rushing	2002-05
	3	Chris Owusu	2008-11
	3	Ty Montgomery	2011-current

Opening Kickoff Return for Touchdown

Game

1.	1	Ty Montgomery	vs. Washington (2013)
	1	Chris Owusu	vs. San Jose State (2009)*
	1	Chris Owusu	vs. Washington (2009)*

*back-to-back games

Longest Kickoff Return for Touchdown

Game

1.	100	Bob Bryan	vs. San Francisco • 1950
	100	Damon Dunn	at Arizona State • 1994
	100	Ty Montgomery	at Utah • 2013

All-Purpose Yards

Game

1.	379	Glyn Milburn	at California • 1990	(196 rushing, 66 receiving, -6 PR, 123 KOR)

Season

1.	2,234	Glyn Milburn	1992	(870 rushing, 459 receiving, 589 PR, 316 KOR)
2.	2,222	Glyn Milburn	1990	(729 rushing, 632 receiving, 267 PR, 594 KOR)
3.	2,208	Ty Montgomery	2013	(159 rushing, 958 receiving, 1,091 KOR)
4.	2,028	Toby Gerhart	2009	(1,871 rushing, 157 receiving)
5.	1,998	Darrin Nelson	1981	(1,014 rushing, 846 receiving, 138 PR)
6.	1,929	Troy Walters	1999	(6 rushing, 1,508 receiving, 131 PR, 284 KOR)
7.	1,915	Chris Owusu	2009	(66 rushing, 682 receiving, 1,167 KOR)
8.	1,898	Darrin Nelson	1978	(1,161 rushing, 470 receiving, 254 PR, 13 KOR)
9.	1,817	Stepfan Taylor	2012	(1,530 rushing, 287 receiving)
10.	1,783	Darrin Nelson	1977	(1,105 rushing, 601 receiving, 77 PR)

Career

1.	7,120	Darrin Nelson	1977-78, 80-81	(4,169 rushing, 2,469 receiving, 469 PR, 13 KOR)
2.	6,146	Glyn Milburn	1990-92	(2,253 rushing, 1,558 receiving, 1,079 PR, 1256 KOR)
3.	5,515	Troy Walters	1996-99	(5 rushing, 4,047 receiving, 974 PR, 489 KOR)
4.	5,095	Stepfan Taylor	2009-12	(4,300 rushing, 778 receiving, 17 KOR)
5.	4,747	Brad Muster	1984-87	(3,010 rushing, 1,722 receiving, 15 KOR)
6.	4,662	Vincent White	1979-82	(1,689 rushing, 1,722 receiving, 130 PR, 1,121 KOR)
7.	4,072	Anthony Bookman	1994-97	(2,672 rushing, 561 receiving, 210 PR, 629 KOR)
8.	3,917	Toby Gerhart	2006-09	(3,522 rushing, 395 receiving)
9.	3,842	Chris Owusu	2008-11	(176 rushing, 1,534 receiving, 2,132 KOR)
10.	3,834	Mike Mitchell	1993-97	(2,550 rushing, 653 receiving, 631 KOR)

Punts

Game

1.	16	Ernie Nevers	vs. USC • 1923

Season

1.	89	Paul Stonehouse	1992
2.	86	Eric Johnson	2003
3.	78	Jay Ottovegio	2007
4.	71	Dave Ottmar	1972
	71	Tom Lynn	1974
	71	Kevin Miller	1998
7.	68	Kevin Miller	1996
	68	Sean Tolpinrud	1999
9.	67	Jay Ottovegio	2005
10.	66	Mike Michel	1976
	66	Tripp Hardin	1983
	66	Jay Ottovegio	2004
	66	Daniel Zychlinski	2012

Career

1.	272	Jay Ottovegio	2004-07
2.	257	Kevin Miller	1995-98
3.	253	Paul Stonehouse	1989-92
4.	224	Eric Johnson	2000-03
5.	197	Doug Robison	1984-87
6.	142	Ken Naber	1977-80
7.	128	David Green	2008-11
8.	124	Dave Ottmar	1972-73
9.	115	Dave Lewis	1964-66
10.	114	Tripp Hardin	1982-83

Punting Yardage

Game

1.	565	Ernie Nevers (12)	at USC • 1925

Season

1.	3,724	Paul Stonehouse (89)	1992
2.	3,687	Eric Johnson (86)	2003
3.	3,215	Jay Ottovegio (78)	2007
4.	2,846	Daniel Zychlinski (66)	2012
5.	2,826	Kevin Miller (71)	1998
6.	2,765	Tripp Hardin (66)	1983
7.	2,750	Kevin Miller (68)	1996
8.	2,744	Dave Ottmar (71)	1972
9.	2,728	Jay Ottovegio (66)	2004
10.	2,723	Jay Ottovegio (67)	2005

Career

1.	11,083	Jay Ottovegio (272)	2004-07
2.	10,336	Kevin Miller (257)	1995-98
3.	9,933	Paul Stonehouse (253)	1989-92
4.	8,926	Eric Johnson (224)	2000-03
5.	8,210	Doug Robison (197)	1984-87
6.	5,851	Ken Naber (142)	1977-80
7.	5,237	David Green (128)	2008-11
8.	4,943	Dave Ottmar (124)	1972-73
9.	4,879	Dave Lewis (115)	1964-66
10.	4,670	Tripp Hardin (114)	1982-83

Individual Records

Punting Average

Season

1.	45.70	Doug Robison (44-2,011)	1987
2.	44.90	Dave Lewis (29-1,302)	1965
3.	43.74	Dave Lewis (34-1,487)	1964
4.	43.32	Kevin Miller (59-2,556)	1997
5.	43.12	Daniel Zychlinski (66-2,846)	2012
6.	42.88	Ben Rhyne (52-2,230)	2013
7.	42.87	Eric Johnson (86-3,687)	2003
8.	42.39	Ken Naber (62-2,628)	1979
9.	42.24	Aaron Mills (63-2,661)	1993
10.	41.89	Tripp Hardin (66-2,765)	1983

Career

1.	42.43	Dave Lewis (115-4,879)	1964-66
2.	42.23	Daniel Zychlinski (97-4,096)	2009-12
3.	41.68	Doug Robison (197-8,210)	1984-87
4.	41.55	Aaron Mills (110-4,570)	1993-94
5.	41.20	Ken Naber (142-5,851)	1977-80
6.	40.96	Tripp Hardin (114-4,670)	1982-83
7.	40.91	David Green (128-5,237)	2008-11
8.	40.75	Jay Ottovegio (272-11,083)	2004-07
9.	40.22	Kevin Miller (257-10,336)	1994-98
10.	39.86	Dave Ottmar (124-4,943)	1972-73



Dave Lewis

Interceptions

Game

1.	4	Bobby Grayson	vs. Washington • 1934
2.	3	Tim Smith	at Arizona • 1999
	3	Tim Smith	vs. Washington State • 1998
	3	Leroy Pruitt	at Northwestern • 1994
	3	Toi Cook	vs. San Jose State • 1986
	3	Benny Barnes	at Washington • 1971

Season

1.	9	Phil Moffatt	1930
	9	Bobby Garrett	1953
3.	8	Phil Moffatt	1929
	8	Benny Barnes	1971
	8	Toi Cook	1986
6.	7	Jim Kaffen	1972
7.	6	Steve Murray	1972
	6	Brad Humphreys	1987
	6	Vaughn Bryant	1992
	6	Tim Smith	1998
	6	Tim Smith	1999
	6	Ed Reynolds	2012

Career

1.	20	Phil Moffatt	1929-31
2.	17	Toi Cook	1983-86
3.	16	Tim Smith	1996-99
4.	14	Brad Humphreys	1985-87
5.	11	Dick Ragsdale	1962-64
	11	Leroy Pruitt	1993-96
7.	10	John Guillory	1964-66
	10	Vaughn Bryant	1990-93
	10	Bo McNally	2006-09
10.	9	Bobby Garrett	1951-53
	9	Benny Barnes	1970-71
	9	Steve Murray	1970-72
	9	Randy Poltl	1971-73
	9	Rich Walters	1974-76
	9	Charles Hutchings	1980-83
	9	Tank Williams	1998-01
	9	Oshiomogho Atogwe	2001-04

Longest Interception Return

Game

1.	95	Tom Work	vs. Occidental • 1926	

Tackles

Game

1.	27	Dave Wyman	at California • 1986
2.	23	Don Parish	vs. Oregon State • 1968
	23	Don Parish	at USC • 1969
4.	22	Pat Preston	at Washington State • 1968
	22	Gordy Ceresino	vs. LSU • 1977
6.	21	Gordon Riegel	at Washington State • 1972
7.	20	Dave Wyman	vs. Washington • 1986
	20	Pat Moore	at Washington State • 1972
	20	Jim Merlo	vs. Oregon State • 1972
	20	Jim Merlo	at Washington State • 1972
	20	Gordy Ceresino	vs. Georgia • 1978

Season

1.	196	Gordy Ceresino	1977
2.	173	Dave Wyman	1986
3.	167	Gordy Ceresino	1978
4.	164	Jim Merlo	1972
5.	159	Gordy Ceresino	1976
6.	155	Jono Tunney	1988
7.	154	Drew Palin	1974
8.	150	Gordon Riegel	1974
9.	144	Dave Wyman	1983
10.	143	Don Parish	1968

Career

1.	571	Gordy Ceresino	1975-78
2.	462	Dave Wyman	1982-84, 86
3.	430	Jono Tunney	1987-90
4.	394	Matt Soderlund	1982-85
5.	355	Don Parish	1967-69
6.	353	Shayne Skov	2009-13
7.	348	Chuck Evans	1976-79
8.	347	Duncan McColl	1974-76
9.	332	Chris Draft	1994-97
10.	309	Pat Preston	1967-69



Phil Moffatt

Individual Records

Tackles for Loss

Season

1.	28	Ron George	1990
2.	26	Duncan McColl	1975
	26	Ron George	1992
4.	24	Kailee Wong	1996
5.	23.5	Trent Murphy	2013
6.	23	Duncan McColl	1976
7.	22	Kailee Wong	1997
	22	Rob Hinckley	1988
9.	20	Willie Howard	1999
	20	Riall Johnson	2000

Career

1.	72	Ron George	1990-92
2.	57	Duncan McColl	1974-76
3.	54	Kailee Wong	1994-97
4.	53	Riall Johnson	1997-00
5.	52.5	Trent Murphy	2010-13
6.	50.5	Chase Thomas	2009-12
7.	50	Garin Veris	1981-84
8.	49	David Garnett	1989-92
9.	44	Chuck Evans	1976-79
10.	41	Willie Howard	1997-00

Sacks

Game

1.	5	Riall Johnson	vs. Washington State • 1999

Season

1.	17	Duncan McColl	1976
2.	15	Ron George	1992
	15	Riall Johnson	2000
	15.0	Trent Murphy	2013
5.	14	Kailee Wong	1996
	14	Riall Johnson	1999
7.	13	Rob Hinckley	1988
8.	12	Kailee Wong	1997
9.	10	Ron George	1990
	10	Willie Howard	1999
	10	Jon Alston	2004
	10.0	Trent Murphy	2012

Career

1.	36	Riall Johnson	1997-00
2.	33	Ron George	1990-92
3.	32.5	Trent Murphy	2010-13
4.	28	Kailee Wong	1994-97
5.	27.5	Chase Thomas	2009-12
6.	25	Duncan McColl	1974-76
	25	Garin Veris	1981-84
8.	22.5	Willie Howard	1997-00
9.	21.5	Carl Hansen	1994-97
	21.5	Jon Alston	2002-05

[Career records include all-time bowl games]


Ron George


Duncan McColl

Team Records

Single Game (Offense)

Scoring

Points	82
	vs. Mare Island • 1923
	vs. UCLA • 1925
Points in a Half [since 1958]	42
	vs. California • 2013
Points in a Quarter [since 1958]	35
	at Washington State • 1991
Touchdowns	12
	vs. UCLA • 1925
Field Goals Made	5
	at California • 1990
	at Notre Dame • 2010
Field Goal Attempts	6
	at California • 1990
Extra Points Made	9
	vs. Idaho • 1949
	at Oregon State • 1981
	vs. California • 2013
Extra Point Attempts	10
	vs. Wake Forest • 2010

Rushing

Yards	446
	vs. Washington • 2011
Fewest Yards	-34
	vs. UCLA • 1997
Touchdowns	7
	vs. Washington State • 2008

Passing

Attempts	68
	vs. Notre Dame • 1989
Fewest Attempts	0 • multiple
Completions	40
	at San Diego State • 1985
Fewest Completions	0 • multiple
Yards	581
	vs. Arizona State • 1981
Fewest Yards [since 1958]	51
	at UCLA • 2008
Interceptions	5
	at Purdue • 1970
	vs. San Jose State • 1981
Touchdowns	6
	vs. Oregon State • 1980
	vs. Cal • 2013

Total Offense

Most Total Yards	693
	vs. Arizona State • 1981
Fewest Total Yards	52
	vs. Arizona • 2006

Team Records

Single Game (Special Teams)

Punt Returns

Returns	13
	vs. Dartmouth • 1930
Return Yards	158
	vs. Washington • 1990

Kickoff Returns

Returns	10
	vs. Oregon • 2007
Return Yards	296
	vs. Oregon • 2007
Return for Touchdowns	1 • multiple
	last at Utah • 2013

Punting

Punts	16
	vs. USC • 1923
Fewest Punts	0 • multiple
	last vs. San Jose State • 2013

First Downs

First Downs	43
	vs. Idaho • 1928
	34 [modern record]
	at Washington State • 1980

Penalties

Fewest Penalties	0 (multiple)
	last vs. UC Davis • 2005

Season (Offense)

Rushing

Attempts	584 (2,904 yards) • 2013
Yards	2,904 (584 attempts) • 2013
Yards Per Attempt	5.3 (536-2,837) • 2009
Yards Per Game	248.1 (2,481-10) • 1949
Touchdowns	39 • 2009

Passing

Attempts	513 • 1998
Completions	308 • 1993
Completion Percentage	712 (297-417) • 2011
Intercepted	26 • 1954
Yards	3,712 (237-420) • 1999
Yards Per Game	337.2 (3709 -11) • 1993
Touchdowns	38 • 2011

Total Offense

Total Yards	6,361 • 2011
(2,738 rushing, 3,623 passing)	
Fewest Yards	2,377 • 1961
(1,476 rushing, 901 passing)	
Most Yards Per Game	491.9 • 1969
Fewest Yards Per Game	231.9 • 2006

Scoring

Points	561 • 2011
Points Per Game	43.2 • 2011
	(561 in 13 games)
Touchdowns	73 • 2011
Field Goals	20 • 2013
Extra Points	68 • 2011
Extra Point Percentage	1.000 • multiple
	(last in 2009)

Punt Returns

Returns	46 • 1967
Return Yards	613 • 1992
Return Average	16.1 (20-322) • 1963
Returns for Touchdowns	3 • 1992, 2000

Kickoff Returns

Returns	64 • 2007
Return Yards	1597 (58) • 2009
Return Average	27.5 (58-1,597) • 2009
Returns for Touchdowns	3 • 2009

Punting

Most Punts	89 • 1992
Fewest Punts	32 • 1957, 2010
Punting Average	43.5 (53-2,305) • 1987

First Downs

First Downs	325 • 2011
By Passing	172 • 2011
By Rushing	142 • 2010

Penalties

Fewest Penalties Per Game	4.4 • 1967
Fewest Penalty Yards Per Game	35.7 • 2006

Single Game (Defense)

Scoring Defense

Points Allowed	72
	at UCLA • 1954
Points Allowed in a Half [since 1958]	48
	at Texas • 1999
Points Allowed in a Quarter [since 1958]	30
	vs. San Jose State • 1975

Rushing Defense

Fewest Rushing Yards	-36
	at California • 1998

Pass Defense

Fewest Passing Yards [modern record]	12
	at Oregon State • 1971
Most Quarterback Sacks	10
	vs. Washington State • 2012

Total Defense

Fewest Total Yards	76
	at Colorado • 2012

Interceptions

Interceptions	7
	vs. Washington • 1934
	at Oregon State • 1987

Season (Defense)

Rushing Defense

Fewest Yards Allowed	1,097 • 2011
Fewest Yards Allowed Per Game	84.4 • 2011
Fewest Yards Allowed Per Attempt	2.61 • 1971

Pass Defense

Fewest Yards Allowed	770 • 1961
Fewest Yards Allowed Per Game	77.0 • 1961
Most Quarterback Sacks	57 • 2012

Total Defense

Fewest Yards Allowed	2,361 • 1965
Fewest Yards Allowed Per Game	226.2 • 1971

Interceptions

Interceptions	26 • 1972
Returns for Touchdowns	4 • 2012

Scoring

Fewest Points Allowed	4 (4 games) • 1896
	13 (9 games) • 1935

Team

Consecutive Wins	17 • 2010-11
	(last 8 of 2010, first 9 of 2011)
Consecutive Losses	11 • 1959-60, 2005-06
	(last 1 of 1959, 10 in 1960)
	(last 2 of 2005, first 9 of 2006)
Unbeaten Streak	17 • 2010-11
	(last 8 of 2010, first 9 of 2011)
Consecutive Wins in Conference Games	14
	(last 7 of 2010, first 7 of 2011)
Consecutive Wins at Home	16
	(last 2 of 2011, all 7 of 2012, all 7 of 2013)
Consecutive Games Scored In	95 • 1967-1976
Consecutive Shutouts	9 • 1903, 1904-05
	(last 6 of 1904, first 3 of 1905)
	4 [modern record] • 1930, 1931
Consecutive Games Shut Out	2 • multiple
	last in 1961 at Washington (0-13) and vs. UCLA (0-20)

Team Records

Most Points Scored

Points	Opponent	Year
82	UCLA (0)	1925
82	Mare Island (0)	1923
74	Hawai'i (20)	1949
68	San Jose State (20)	1968
68	Wake Forest (24)	2010
67	Army (14)	1975
65	Washington (21)	2011
63	California (13)	2013
63	San Jose State (26)	2002
63	at Oregon State (9)	1981
63	at Washington State (16)	1970
63	Idaho (0)	1949
63	San Jose State (21)	1969
59	U.S.S. Boston (0)	1919
59	UC Davis (0)	1932
58	Oregon (49)	1997
58	Washington State (0)	2008
57	Fort Baker (0)	1903
57	at UCLA (0)	1929
57	Cal Tech (7)	1930
57	Utah Agriculture (0)	1904
57	San Jose State (3)	2011
56	Cornell (6)	1991
56	at USC (48) [3OT]	2011
55	at Washington State (17)	2013
55	San Francisco (7)	1950
55	Santa Clara (6)	1923
55	at USC (21)	2009
54	Idaho (7)	1942
54	Washington State (17)	1999
54	Oregon State (13)	1980
54	Washington State (14)	1975
54	San Jose State (0)	1953
54	San Jose State (38)	1959
54	Arizona (48) [OT]	2012
52	Sacramento State (17)	2010
51	15th Infantry (0)	1905
51	Arizona State (28)	2001
51	Arizona (37)	2001
51	San Jose State (20)	1994
51	Oregon (42)	2009
50	at Port Townsend (0)	1893
50	at Arizona (22)	1999
50	at Arizona State (30)	1999
50	Duke (13)	2012

Combined Score

Points	Opponent	Year
107	Oregon (W, 58-49)	1997
104	at USC (W, 56-48) [3OT]	2011
102	Arizona (W, 54-48) [OT]	2012
98	Arizona State (L, 36-62)	1981
94	Hawaii (W, 74-20)	1949
93	Oregon (W, 51-42)	2009
92	San Jose State (W, 54-38)	1959
92	Wake Forest (W, 68-24)	2010
91	Washington State (L, 42-49)	1984
91	at Oregon (L, 28-63)	1998
91	at Oregon (W, 49-42)	2001
89	San Jose State (W, 63-26)	2002
89	Arizona State (L, 24-65)	2002
88	San Jose State (W, 68-20)	1968
88	at Arizona (W, 51-37)	2001
86	at Texas (L, 17-69)	1999
86	Oregon (L, 31-55)	2007
86	Washington (W, 65-21)	2011

Largest Margin of Victory

Margin	Opponent	Year
82	UCLA (82-0)	1925
82	Mare Island (82-0)	1923
63	Idaho (63-0)	1949
59	U.S.S. Boston (59-0)	1919
59	UC Davis (59-0)	1932
58	Washington State (58-0)	2008
57	Fort Baker (57-0)	1903
57	Utah Aggies (57-0)	1904
57	at UCLA (57-0)	1929
54	Hawai'i (74-20)	1949
54	San Jose State (54-0)	1953
54	at Oregon State (63-9)	1981
54	San Jose State (57-3)	2011
53	Army (67-14)	1975
51	15th Infantry (51-0)	1905
50	at Port Townsend (50-0)	1893
50	Cal Tech (57-7)	1930
50	Cornell (56-6)	1991
50	California (63-13)	2013

Largest Margin of Defeat

Margin	Opponent	Year
72	at UCLA (0-72)	1954
52	at Texas (17-69)	1999
51	at Michigan (0-51)	1976
50	Notre Dame (7-57)	2003
49	Michigan (0-49)	1902
49	at USC (0-49)	1977
49	UCLA (0-49)	1987
47	USC (7-54)	1952
46	UCLA (13-59)	1973
43	vs. Army (0-43)	1948
42	UCLA (13-55)	1959
42	USC (0-42)	2006
41	at Arizona State (24-65)	2002
40	at Oregon State (3-43)	2003

Most Points Allowed

Points	Opponent	Year
72	at UCLA (0)	1954
69	at Texas (17)	1999
65	at Arizona State (24)	2002
63	at Oregon (28)	1998
62	Arizona State (36)	1981
59	UCLA (13)	1973
57	Notre Dame (7)	2003
55	Oregon (31)	2007
55	Oregon (21)	1994
55	UCLA (13)	1959
54	USC (7)	1952
53	Oregon (30)	2011
52	Washington (16)	1990
52	Oregon (31)	2010
51	at Michigan (0)	1976
51	at USC (21)	2005

Overtime Games (5-4)

Year	Result	Opponent
1996	W, 27-24	vs. Oregon
1998	L, 38-44	at Arizona State
2000	W, 36-30	at California
2005	L, 27-30	vs. UCLA
2011	W, 56-48	at USC [3OT]
2012	L, 38-41	vs. Oklahoma State (Fiesta Bowl)
2012	W, 54-48	vs. Arizona
2012	L, 13-20	at Notre Dame
2012	W, 17-14	at Oregon

Jordan Williamson

Longest Plays

Touchdown Run

1.	96	Bill Rogers	vs. Oregon State • 1952
2.	94	Casey Moore	vs. California 1999
3.	90	Dave Lewis	vs. Tulane • 1966
4.	86	John Winesberry	vs. San Jose State • 1972
5.	83	Buck Fawcett	vs. Santa Clara • 1941
	83	Anthony Kimble	at Washington • 2008
7.	82	Ethan Allen	vs. Arizona State • 1993
	82	J.R. Lemon	vs. USC • 2004
9.	81	Ken Afflerbaugh	vs. Oregon State • 1931
10.	80	Bob White	vs. USC • 1948
	80	Reggie Sanderson	at USC • 1971
	80	Darrin Nelson	at Oregon State • 1981
	80	Brian Allen	at Washington • 2001

Touchdown Pass

1.	98	Joe Borchard to Troy Walters	1999 vs. UCLA
2.	96	Jim Plunkett to Randy Vataha	1970 at Washington State
3.	92	Steve Stenstrom to Glyn Milburn	1991 vs. Oregon State
4.	91	Steve Stenstrom to Brian Manning	1993 vs. Arizona
5.	84	Bobby Garrett to Ron Cook	1953 at USC
	84	Randy Fasani to Kerry Carter	2000 at Washington State
7.	83	Brian Johnson to Jon Pinckney	1989 at Arizona State
8.	82	Brian Johnson to Walter Batson	1987 vs. California
9.	81	Andrew Luck to Doug Baldwin	2010 vs. Sacramento State
10.	80	John Elway to Emile Harry	1980 vs. Arizona State
	80	Chad Hutchinson to Damon Dunn	1997 vs. Oregon
	80	Joe Borchard to Troy Walters	1998 vs. Washington State
13.	79	Jim Plunkett to Gene Washington	1968 vs. San Jose State
	79	Chris Lewis to Luke Powell	2001 vs. California
15.	78	Don Bunce to Miles Moore	1971 at Army
	78	Todd Husak to DeRonnie Pitts	1998 at Arizona State

Field Goal

1.	59	Rod Garcia	at USC • 1973
	59	Mark Harmon	at Purdue • 1981
3.	57	Mark Harmon	vs. Illinois • 1984
4.	56	Ken Naber	vs. UCLA • 1979
5.	55	Mike Langford	at USC • 1975
6.	54	Rod Garcia	at Oregon • 1972
	54	John Hopkins	vs. San Jose State • 1989
	54	Nate Whitaker	at Wake Forest • 2009
9.	53	Rod Garcia	vs. UCLA • 1973
	53	Mark Harmon	vs. Washington State • 1984
11.	52	Braden Beck	at Washington State • 1964
	52	Rod Garcia	at USC • 1972
	52	Mike Langford	vs. Michigan • 1974
	52	Mike Michel	at Penn State • 1976
	52	Mike Michel	at Army • 1976
	52	Mark Harmon	at Oregon State • 1983
	52	Mike Biselli	vs. Washington State • 1999
	52	Derek Belch	vs. San Jose State • 2007
	52	Aaron Zagory	vs. San Jose State • 2008

Punt

1.	79	Frankie Albert	vs. Oregon State • 1940
2.	75	Stan Anderson	at California • 1932
	75	Dave Lewis	at California • 1964
	75	Kevin Miller	vs. Utah • 1996
5.	71	Mike Durket	vs. California • 1947
6.	70	Tom Lynn	at USC •, 1975
	70	Doug Robison	vs. Arizona State • 1984
	70	Paul Stonehouse	vs. Washington State • 1992
	70	David Green	vs. Arizona • 2008
10.	68	Mike Michel	at California • 1976

Kickoff Return for Touchdown

1.	100	Bob Bryan	vs. San Francisco • 1950
	100	Damon Dunn	at Arizona State • 1994
	100	Ty Montgomery	at Utah • 2013
4.	99	T.J. Rushing	vs. Brigham Young • 2004
	99	Ty Montgomery	vs. Washington • 2013
6.	98	Nate Kirtman	vs. Oregon State • 1967
7.	96	Bob Stansberry	vs. Montana • 1933
	96	Bob Mathias	at USC • 1951
	96	Ron Inge	at Oregon State • 1973
	96	Marlon Evans	at Oregon • 1995
	96	Ty Montgomery	at Washington State • 2011
12.	95	Kevin T. Scott	at California • 1988
13.	94	Chris Owusu	vs. San Jose State • 2009
14.	93	Damon Dunn	vs. USC • 1996
	93	T.J. Rushing	at Navy • 2005
16.	91	Damon Dunn	at San Jose State • 1995
	91	Chris Owusu	vs. Washington • 2009

Punt Return for Touchdown

1.	92	Thomas Henley	vs. Oregon • 1986
2.	90	Luke Powell	vs. UCLA • 2003
3.	81	Ozzie Grenardo	vs. Cornell • 1991
4.	80	Murray Cuddeback	vs. Olympic Club • 1923
5.	79	Glyn Milburn	at Oregon State • 1992
6.	77	Alan Grant	at Washington State • 1987
	77	Troy Walters	at Washington State • 1997
8.	76	Vincent White	vs. Washington • 1982
	76	Glyn Milburn	at California • 1992
	76	Drew Terrell	vs. Duke • 2012
11.	75	Glyn Milburn	at UCLA • 1992
	75	Troy Walters	at Washington State • 1996

Interception Return for Touchdown

1.	95	Tom Work	vs. Occidental • 1926
2.	85	Ralph Phillips	vs. Army • 1975
3.	79	Leroy Pruitt • Josh Madsen	vs. Michigan State • 1996
4.	78	Alan Grant	vs. San Jose State • 1988
5.	72	Wopamo Osaisai	vs. Arizona • 2006
6.	71	Gordy Riegel	at California • 1972
	71	Ed Reynolds	vs. Duke • 2012
8.	67	Jack Taylor	vs. San Jose State • 1957
	67	Ruben Carter	vs. Washington State • 1999


Rod Garcia

Top Individual Performances

Total Offense

No.	Player	Opponent, Year	Plays	Rush	Pass	Total
1.	Todd Husak	Oregon State, 1998	50	-3	450	447
2.	Andrew Luck	at Arizona, 2009	41	20	423	443
3.	Steve Dils	at Washington State, 1978	63	8	430	438
4.	Todd Husak	at UCLA, 1998	52	9	419	428
5.	John Paye	at San Diego State, 1985	67	33	385	418
	John Elway	at Ohio State, 1982	66	11	407	418
7.	Jim Plunkett	at Purdue, 1969	55	61	355	416
8.	Steve Stenstrom	Oregon State, 1993	44	6	407	413
	John Paye	at Oregon, 1985	48	5	408	413
10.	John Elway	at Purdue, 1981	52	-8	418	410
11.	Jim Plunkett	California, 1969	45	28	381	409
12.	Josh Nunes	Arizona, 2012	41	33	360	393
13.	Joe Borchard	UCLA, 1999	27	74	324	398
14.	Chris Lewis	California, 2001	43	-6	390	384
15.	John Elway	at Washington State, 1980	42	4	379	383
16.	Steve Stenstrom	at UCLA, 1994	51	-26	408	382
	Randy Fasani	San Jose State, 2000	51	9	373	382
18.	Jason Palumbis	San Jose State, 1990	43	-6	387	381
19.	Andrew Luck	at Oregon, 2010	54	39	341	380
20.	Steve Stenstrom	Colorado, 1993	45	-8	382	374
21.	Guy Benjamin	at UCLA, 1976	56	-6	378	372
	Andrew Luck	Colorado, 2011	34	2	370	372
23.	John Paye	Texas, 1985	51	5	365	370
24.	Dick Norman	California, 1959	46	-35	401	366
	Andrew Luck	at USC, 2011	49	36	330	366
26.	Chad Hutchinson	Oregon, 1996	41	0	365	365
	Todd Husak	at Arizona, 1999	37	1	364	365
28.	Steve Stenstrom	at Oregon, 1993	44	-44	407	363
29.	Andrew Luck	at Arizona, 2011	34	36	325	361
30.	Steve Stenstrom	at Northwestern, 1994	49	-15	374	359

Tyler Gaffney

Rushing

No.	Player	Opponent, Year	Att.	Yds.	Avg.	TD
1.	Toby Gerhart	Oregon, 2009	38	223	5.9	3
2.	Jon Volpe	at Washington, 1988	29	220	7.6	0
3.	Darrin Nelson	San Jose State, 1977	20	211	10.6	0
4.	Lou Valli	at California, 1956	23	209	9.9	0
5.	Toby Gerhart	Notre Dame, 2009	29	205	7.1	3
6.	Brad Muster	at California, 1984	34	204	6.0	0
7.	Darrin Nelson	at Washington State, 1980	21	202	9.6	2
8.	Ernie Caddell	Dartmouth, 1930	13	201	15.5	0
9.	Darrin Nelson	Tulane, 1978	17	200	11.8	1
	Toby Gerhart	Washington, 2009	27	200	7.4	1
11.	Glyn Milburn	at California, 1990	24	196	8.2	1
12.	Darrin Nelson	at Oregon State, 1981	19	190	10.0	4
	Brad Muster	Washington State, 1986	37	190	5.1	0
14.	Darrin Nelson	UCLA, 1977	23	189	8.2	2
	Stepfan Taylor	at California, 2012	28	189	6.8	1
	Tyler Gaffney	Notre Dame, 2013	33	189	5.7	1
17.	Rick McMillen	Washington, 1958	26	185	7.1	0
18.	Brad Muster	at UCLA, 1986	38	183	4.8	2
19.	Tommy Vardell	California, 1991	39	182	4.7	0
20.	Mike Mitchell	San Jose State, 1994	21	179	8.5	3
21.	Toby Gerhart	at USC, 2009	29	178	6.1	3
22.	Darrin Nelson	at California, 1978	17	177	10.4	2
	Stepfan Taylor	vs. Oklahoma St., 2012	35	177	5.1	2
24.	Kevin B. Scott	Washington State, 1984	15	174	11.6	3
25.	Tyler Gaffney	UCLA, 2013	36	171	4.8	2
26.	Jon Volpe	San Diego State, 1988	31	165	5.3	3
27.	Chuck Smalling	Army, 1929	27	162	6.0	--
	J.R. Lemon	Washington, 2004	19	162	8.5	3
29.	Bobby Grayson	San Jose State, 1934	28	161	5.8	--
	Dave Lewis	Tulane, 1966	14	161	11.5	--
	Stepfan Taylor	at Oregon, 2012	33	161	4.9	0
32.	Brad Muster	at Oregon State, 1987	20	159	8.0	2
33.	Tyler Gaffney	at USC, 2013	24	158	6.6	2
34.	Anthony Kimble	at Washington, 2008	15	157	10.5	2
	Tyler Gaffney	Oregon, 2013	45	157	3.5	1
36.	George Bogue	San Francisco, 1946	27	156	5.8	--
37.	Lloyd Merriman	San Francisco, 1946	23	155	6.7	--
	Mike Dotterer	at Washington State, 1982	24	155	6.5	2
39.	Darrin Nelson	at Washington, 1981	24	154	6.4	3
40.	Ron Inge	Washington State, 1975	9	153	17.0	3
	Stepfan Taylor	at Arizona, 2011	22	153	7.0	0
	Stepfan Taylor	USC, 2012	27	153	5.7	1
43.	Biff Hoffman	California, 1927	31	152	4.9	--
	Bobby Grayson	vs. Columbia, 1934	28	152	5.4	0
	Chuck Shea	California, 1957	27	152	5.6	--
46.	Brad Muster	at Oregon, 1986	25	151	6.0	3
	J.R. Lemon	Arizona State, 2003	34	151	4.4	2
48.	Anthony Bookman	Oregon, 1997	17	150	8.8	2
49.	Toby Gerhart	San Jose State, 2008	22	148	6.7	1
50.	Mike Mitchell	USC, 1996	22	147	6.7	1
	Toby Gerhart	Oregon State, 2008	19	147	7.7	2

Passing

No.	Player	Opponent, Year	PA	PC	Yds	Int.	TD
1.	Todd Husak	Oregon State, 1998	48	26	450	2	2
2.	Steve Dils	at Washington State, 1978	51	32	430	0	5
3.	Andrew Luck	at Arizona, 2009	35	21	423	1	3
4.	Todd Husak	at UCLA, 1998	45	25	419	0	1
5.	John Elway	at Purdue, 1981	44	33	418	1	1
6.	Steve Stenstrom	at UCLA, 1994	45	28	408	1	2
	John Paye	at Oregon, 1985	47	31	408	3	3
8.	Steve Stenstrom	Oregon State, 1993	37	28	407	0	3
	Steve Stenstrom	at Oregon, 1993	41	29	407	0	3
	John Elway	at Ohio State, 1982	63	35	407	3	2
11.	Dick Norman	California, 1959	39	34	401	0	1
12.	Chris Lewis	California, 2001	38	20	390	3	4
13.	Jason Palumbis	San Jose State, 1990	39	27	387	1	1
14.	John Paye	at San Diego State, 1985	56	40	385	0	0
15.	Steve Smith	San Jose State, 1989	52	28	384	2	3
16.	Steve Stenstrom	Colorado, 1993	42	30	382	2	5
17.	John Elway	Oregon State, 1982	29	23	381	0	5
	Jim Plunkett	California, 1969	41	22	381	3	2
19.	John Elway	at Washington State, 1980	36	29	379	1	5
20.	Guy Benjamin	at UCLA, 1976	53	35	378	1	2
21.	Guy Benjamin	at Washington, 1977	47	28	376	1	3
22.	Steve Stenstrom	at Northwestern, 1994	38	25	374	0	1
23.	Randy Fasani	San Jose State, 2000	42	18	373	1	4
24.	Andrew Luck	Colorado, 2011	33	26	370	1	3
25.	Chad Hutchinson	Oregon, 1996	41	27	365	0	3
	John Paye	Texas, 1985	40	27	365	0	3
27.	John Paye	Washington, 1986	47	28	364	1	2
	Todd Husak	at Arizona, 1999	35	21	364	0	1
29.	John Elway	at Washington, 1981	51	27	361	1	2
30.	Steve Stenstrom	at Notre Dame, 1994	59	37	360	0	2
	Jason Palumbis	USC, 1990	45	30	360	1	3
	Steve Dils	Washington, 1978	39	27	360	3	2
	Josh Nunes	Arizona, 2012	34	21	360	0	2
34.	John Elway	Arizona, 1982	33	22	359	1	1
35.	Jim Plunkett	at Purdue, 1969	46	23	355	0	4
36.	Jason Palumbis	Washington State, 1990	30	23	353	0	3
	John Paye	San Jose State, 1983	42	21	353	1	1
38.	John Elway	at UCLA, 1982	39	29	352	1	2
39.	Mark Butterfield	Washington, 1995	35	22	348	2	3
40.	Andrew Luck	vs. Oklahoma St., 2012	31	27	347	1	2
41.	Steve Stenstrom	California, 1993	51	27	346	2	1
	T.C. Ostrander	UCLA, 2007	59	27	346	0	2
43.	Mark Butterfield	at USC, 1995	47	29	345	0	1
44.	Andrew Luck	at Oregon, 2010	46	29	341	2	2
45.	Steve Stenstrom	at Arizona, 1993	47	30	339	4	2
46.	Andrew Luck	at Washington St., 2011	36	23	336	1	4
47.	Todd Husak	at Arizona State, 1998	48	24	335	1	2
48.	Todd Husak	Notre Dame, 1999	34	24	334	1	2
49.	John Elway	at Purdue, 1982	36	29	333	1	4
50.	Steve Stenstrom	Oregon, 1992	40	26	331	2	1

Receiving

No.	Player	Opponent, Year	Rec.	Yds.	Avg.	TD
1.	Troy Walters	UCLA, 1999	9	278	30.9	3
2.	Darrin Nelson	Arizona State, 1981	9	237	26.3	2
3.	Justin Armour	at UCLA, 1994	11	220	20.0	1
4.	Troy Walters	at USC, 1997	11	209	19.0	2
5.	Troy Walters	at UCLA, 1998	10	192	19.2	0
	James Lofton	at Washington, 1977	12	192	16.0	3
7.	Mark Harris	at Oregon, 1993	12	189	15.8	1
8.	Mark Harris	at USC, 1995	10	187	18.7	2
9.	Troy Walters	San Jose State, 1999	10	186	18.6	2
10.	Mark Bradford	Arizona State, 2005	9	185	20.6	2
11.	Troy Walters	Notre Dame, 1999	8	183	22.9	2
12.	Emile Harry	Arizona, 1983	10	179	17.9	2
13.	Richard Sherman	at Washington, 2006	6	177	29.5	1
14.	DeRonnie Pitts	USC, 2000	13	176	13.5	0
	Ed McCaffrey	Washington State, 1990	7	176	25.1	3
16.	Chris Walsh	at USC, 1991	9	174	19.3	2
17.	Coby Fleener	vs. Virginia Tech, 2011	6	173	28.8	3
18.	Luke Powell	San Jose State, 2003	12	172	14.3	2
	Tony Hill	at UCLA, 1976	10	172	17.2	2
	Eric Cross	at Hawaii, 1972	14	172	12.3	1
21.	Gene Washington	Washington, 1968	6	170	28.3	2
	Gene Washington	San Jose State, 1968	5	170	34.0	3
23.	DeRonnie Pitts	at Arizona State, 1998	7	169	24.1	2
	Troy Walters	Oregon, 1997	13	169	13.0	2
	Brad Muster	at Oregon, 1985	14	169	12.1	2
26.	Troy Walters	at Arizona, 1999	8	168	21.0	0
	Mike Tolliver	at Purdue, 1981	8	168	21.0	0
	Miles Moore	at Army, 1971	5	168	33.6	2
29.	Jeff James	Texas, 1985	10	167	16.7	2
	Darrin Nelson	at Washington State, 1980	11	167	15.2	2
31.	Troy Walters	San Jose State, 1997	8	166	20.8	0
32.	Ed McCaffrey	San Jose State, 1989	10	165	16.5	2
	Chris Owusu	Arizona, 2010	9	165	18.3	1
34.	Mark Harris	Washington, 1995	9	163	18.1	0
	Glyn Milburn	San Jose State, 1990	8	163	20.4	1
36.	Jeff James	at Texas, 1986	9	162	18.0	3
37.	Emile Harry	Washington, 1984	5	161	32.2	1
38.	Mark Harris	Arizona State, 1993	7	160	22.9	1
	Ty Montgomery	California, 2013	5	160	32.0	4
40.	Troy Walters	Oregon State, 1998	6	159	26.5	0
	Jon Pinckney	UCLA, 1991	5	159	31.8	1
42.	Luke Powell	at San Jose State, 2001	6	158	26.3	1
	DeRonnie Pitts	at Oregon, 1998	10	158	15.8	1
44.	Justin Armour	Colorado, 1993	10	155	15.5	3
45.	Jeff James	at San Diego State, 1987	6	154	25.7	0
46.	Mark Bradford	at Oregon, 2003	7	153	21.9	0
	Justin Armour	USC, 1994	8	153	19.1	0
	Andre Kirwan	Oregon State, 1993	9	153	17.0	1
49.	Vincent White	San Jose State, 1982	9	152	16.9	3
	Miles Moore	Oregon, 1971	4	152	38.0	2
	Luke Powell	California, 2001	5	152	30.4	2

Team Game Highs and Lows

Rushing

Rushing Yards

1.	446	Washington	2011
2.	439	at Oregon State	1981
3.	416	Tulane	1966
4.	395	Washington State	1975
5.	394	Harvard	1949
6.	349	Idaho	1949
7.	344	Washington State	2008
8.	337	San Jose State	1977
9.	327	Oregon	1981
10.	325	at USC	2009

Fewest Rushing Yards

1.	-34	UCLA	1997
2.	-33	Arizona	1992
3.	-16	USC	1972
4.	-13	USC	1980
5.	-12	at Oregon State	2003
6.	-11	Notre Dame	2005
7.	-8	Penn State	1973
	-8	Oregon	2004
	-8	at Oregon State	2007
10.	-6	at USC	1989
	-6	Arizona	2006

Rushing Yards Allowed

1.	621	UCLA	1973
2.	531	at Michigan	1976
3.	453	at USC	1977
4.	413	at Colorado	1987
5.	395	Oklahoma	1983
6.	388	Washington	2007
	388	at Oregon	2010
8.	380	Texas	1985
9.	375	Oklahoma	1978
10.	373	Oregon	1979

Fewest Rushing Yards Allowed

1.	-36	at California	1998
2.	-31	San Jose State	1985
3.	-21	at Colorado	2012
4.	-18	Washington State	2012
5.	-13	at Washington	1971
6.	-5	at Brigham Young	2003
7.	-4	at UCLA	1992
8.	2	at Oregon State	1987
9.	3	at Oregon	1970
	3	at California	2012

Passing

Passing Yards

1.	581	Arizona State	1981
2.	465	UCLA	1999
3.	450	Oregon State	1998
4.	434	at Arizona	2009
5.	430	at Washington State	1978
6.	422	at UCLA	1998
7.	418	at Purdue	1981
8.	417	San Jose State	1982
	417	vs. California	2013
10.	413	Oregon State	1993

Fewest Passing Yards

1.	51	at UCLA	2008
2.	56	at Brigham Young	2003
3.	58	Arizona	2006
4.	62	at California	1984
5.	66	at Arizona State	2006
6.	75	at UCLA	2002
7.	83	at UCLA	1984
8.	85	at Washington State	1982
9.	88	at Oregon State	2013
10.	91	UCLA	2003
	91	Oregon State	2008

Most Passing Yards Allowed

1.	536	at San Diego State	1987
2.	511	Arizona State	1981
3.	491	Arizona	2012
4.	463	Oregon	2005
5.	449	at Washington State	2007
6.	441	at Oregon State	2003
7.	432	Notre Dame	2005
8.	429	at Purdue	1969
9.	421	at Arizona State	2002
10.	418	Arizona State	2001
	418	Oklahoma (Sun Bowl)	2009

Fewest Passing Yards Allowed

1.	12	at Oregon State	1971
2.	14	at Oregon State	1992
3.	15	at Michigan	1976
4.	18	at Duke	1972
	18	Washington State	1969
6.	21	Illinois	1974
7.	25	at Illinois	1978
8.	26	Michigan (Rose Bowl)	1972
9.	29	UCLA	1973
	29	Oregon State	1972

Total Offense

Most Yards Gained

1.	693	Arizona State	1981
2.	684	at Oregon State	1981
3.	681	San Jose State	1968
4.	672	UCLA	1999
5.	664	at Washington State	1980
6.	658	at Washington State	1970
7.	634	San Jose State	1969
8.	617	Arizona	2012
9.	615	Washington	2011
10.	614	San Jose State	2000

Fewest Yards Gained

1.	52	Arizona	2006
2.	116	at Tulane	1979
3.	133	at Oregon State	2003
4.	134	at USC	1989
5.	143	Arizona	1992
6.	145	at Arizona State	2006
7.	146	UCLA	1987
8.	164	Arizona State	1984
9.	166	at UCLA	2006
10.	169	at California	1972

Most Yards Allowed

1.	743	Arizona State	1981
2.	670	at Washington	1999
3.	664	at Oregon	1998
4.	663	at Oregon State	2003
	663	Notre Dame	2005
6.	651	at UCLA	1982
7.	650	UCLA	1973
8.	626	at Oregon	2010
9.	624	UCLA	2007
10.	617	Arizona	2012

Fewest Yards Allowed

1.	76	at Colorado	2012
2.	80	San Jose State	1971
3.	107	at Washington	2010
4.	109	Washington State	1969
5.	123	California	1971
6.	126	at California	1968
7.	130	California	1999
8.	136	Oregon State	1991
9.	139	Duke	1971
10.	141	at Illinois	1978

Team Season Highs and Lows

Rushing

Rushing Yards

No.	Yards	Att.	Avg.	TD	Season
1.	2,904	584	5.0	30	2013
2.	2,837	536	5.3	39	2009
3.	2,779	535	5.2	34	2010
4.	2,738	518	5.3	32	2011
5.	2,481	528	4.7	23	1949
6.	2,440	549	4.4	23	2012
7.	2,395	490	4.9	26	2008
8.	2,336	544	4.3	27	2001
9.	2,259	506	4.5	22	1957
10.	1,997	501	4.0	12	1977
11.	1,972	521	3.8	14	1978
12.	1,971	527	3.7	31	1991
13.	1,961	459	4.3	17	1969
14.	1,946	493	3.9	18	1955
15.	1,929	556	3.5	24	1951
16.	1,891	506	3.7	21	1995
17.	1,880	512	3.7	23	1970
18.	1,838	463	4.0	14	1980
19.	1,818	521	3.4	11	1965
20.	1,814	475	3.8	18	1981

Fewest Rushing Yards

No.	Yards	Att.	Avg.	TD	Season
1.	700	301	2.3	8	1993
2.	781	367	2.1	3	2006
3.	825	336	2.5	3	1983
4.	831	346	2.4	11	1998
5.	893	353	2.5	13	2004
6.	941	386	2.4	19	1985
7.	994	381	2.6	6	1989
8.	1,015	387	2.6	8	2005
9.	1,054	414	2.5	10	2003
10.	1,119	366	3.1	13	1988

Since 1951

Fewest Rushing Yards Per Game

No.	Avg.	Yards	G	Season
1.	63.6	700	11	1993
2.	65.1	781	12	2006
3.	75.0	825	11	1983
4.	75.5	831	11	1998
5.	81.2	893	11	2004
6.	85.5	941	11	1985
7.	90.4	994	11	1989
8.	92.3	1,015	11	2005
9.	95.8	1,054	11	2003
10.	101.7	1,119	11	1988

Rushing Attempts

No.	Att.	Yards	Season
1.	584	2,904	2013
2.	556	1,929	1951
3.	549	2,440	2012
4.	544	2,336	2001
5.	538	1,812	1971
6.	536	2,837	2009
	536	1,634	1992
8.	535	2,779	2010
9.	528	2,481	1949
10.	527	1,971	1991

Since 1949

Rushing Touchdowns

No.	TD	Season
1.	39	2009
2.	34	2010
3.	32	2011
4.	31	1991
5.	30	2013
6.	27	2001
7.	26	2008
8.	24	1951
	24	1994
10.	23	1949
	23	1970
	23	1999
	23	2012

Since 1949

Rushing Yards Per Game

No.	Avg.	G	Total	Season
1.	248.1	10	2,481	1949
2.	225.9	10	2,259	1957
3.	218.2	13	2,837	2009
4.	213.8	13	2,779	2010
5.	210.6	13	2,738	2011
6.	207.4	14	2,904	2013
7.	199.6	12	2,395	2008
8.	196.1	10	1,961	1969
9.	194.7	12	2,336	2001
10.	194.6	10	1,946	1955
11.	181.8	10	1,818	1965
12.	178.2	10	1,782	1952
13.	177.4	10	1,774	1968
14.	175.4	11	1,929	1951
15.	174.3	14	2,440	2012
16.	174.2	10	1,742	1967
17.	167.3	10	1,673	1964
18.	167.1	11	1,838	1980
19.	166.8	10	1,668	1966
20.	166.4	12	1,997	1977

Since 1949

Rushing Yards Per Attempt

No.	Avg.	Att.	Yds.	Season
1.	5.293	536	2,837	2009
2.	5.286	518	2,738	2011
3.	5.194	535	2,779	2010
4.	4.973	584	2,904	2013
5.	4.888	490	2,395	2008
6.	4.699	528	2,481	1949
7.	4.464	506	2,259	1957
8.	4.444	549	2,440	2012
9.	4.294	544	2,336	2001
10.	4.272	459	1,961	1969
11.	4.175	418	1,745	1975
12.	3.986	501	1,997	1977
13.	3.970	463	1,838	1980
14.	3.947	493	1,946	1955
15.	3.874	435	1,685	1999
16.	3.819	475	1,814	1981
17.	3.7850	521	1,972	1978
18.	3.7848	330	1,249	1958
19.	3.776	438	1,654	1953
20.	3.767	473	1,782	1952

Since 1949

Passing

Passing Yards

No.	Yards	Att.	Comp.	Int.	TD	Season
1.	3,712	420	237	12	25	1999
2.	3,709	474	308	14	27	1993
3.	3,623	417	297	10	38	2011
4.	3,516	513	263	8	22	1998
5.	3,363	379	266	8	32	2010
6.	3,358	422	255	12	18	1994
7.	3,311	422	268	13	25	1982
8.	3,215	421	226	22	19	1970
9.	3,157	429	268	17	27	1978
10.	3,125	408	258	15	23	1977
11.	3,066	410	241	14	22	1981
12.	2,981	369	193	12	26	2001
13.	2,958	382	217	17	26	1969
14.	2,921	383	251	12	27	1980
15.	2,874	439	295	15	10	1985
16.	2,805	398	230	11	16	1992
17.	2,802	420	210	24	15	1983
	2,802	399	240	10	19	2012
19.	2,771	311	190	10	21	2013
20.	2,763	366	244	11	11	1990

Fewest Passing Yards

No.	Yards	Att.	Comp.	Int.	TD	Season
1.	901	183	85	17	3	1961
2.	917	159	69	14	8	1963
3.	1,083	173	88	16	4	1964
4.	1,172	189	95	7	11	1957
	1,172	210	101	17	8	1967
6.	1,214	200	95	12	5	1962
7.	1,250	207	89	19	7	1966
8.	1,275	229	104	26	4	1954
9.	1,313	248	110	16	5	1960
10.	1,359	205	102	10	5	1965

Fewest Passing Yards Per Game

No.	Avg.	Yards	G	Season
1.	90.1	901	10	1961
2.	91.7	917	10	1963
3.	108.3	1,083	10	1964
4.	117.2	1,172	10	1957
	117.2	1,172	10	1967
6.	121.4	1,214	10	1962
7.	125.0	1,250	10	1966
8.	127.5	1,275	10	1954
9.	131.3	1,313	10	1960
10.	135.9	1,359	10	1965

Pass Completions

No.	Comp.	Yards	Season
1.	308	3,709	1993
2.	297	3,623	2011
3.	295	2,874	1985
4.	268	3,311	1982
	268	3,157	1978
6.	266	3,363	2010
7.	263	3,516	1998
8.	258	3,125	1977
9.	255	3,358	1994
10.	252	2,604	1989

Pass Attempts

No.	Att.	Yards	Season
1.	513	3,516	1998
2.	474	3,709	1993
3.	439	2,874	1985
4.	437	2,604	1989
5.	429	3,157	1978
6.	424	2,536	2007
7.	422	3,311	1982
	422	3,358	1994
9.	421	3,215	1970
10.	420	2,802	1983
	420	3,712	1999

Passing Touchdowns

No.	TD	Season
1.	38	2011
2.	32	2010
3.	27	1980
	27	1993
	27	1978
6.	26	1969
	26	2001
8.	25	1979
	25	1982
	25	1999

Passing Yards Per Game

No.	Avg.	G	Yards	Season
1.	337.2	11	3,709	1993
2.	319.6	11	3,516	1998
3.	309.3	12	3,712	1999
4.	305.3	11	3,358	1994
5.	301.0	11	3,311	1982
6.	295.8	10	2,958	1969
7.	278.7	11	3,066	1981
	278.7	13	3,623	2011
9.	267.9	12	3,215	1970
10.	265.5	11	2,921	1980
11.	263.1	12	3,157	1978
12.	261.3	11	2,874	1985
13.	260.4	12	3,125	1977
14.	258.7	13	3,363	2010
15.	254.7	11	2,802	1983
16.	252.1	10	2,521	1968
17.	251.2	11	2,763	1990
18.	248.4	12	2,981	2001
19.	247.3	11	2,720	2004
20.	243.9	11	2,683	1997

Completion Percentage

No.	Pct.	Att.	Comp.	Int.	TD	Season
1.	.712	417	297	10	38	2011
2.	.702	379	266	8	32	2010
3.	.672	439	295	15	10	1985
4.	.667	366	244	11	11	1990
5.	.655	383	251	12	27	1980
6.	.650	474	308	14	27	1993
7.	.635	422	268	13	25	1982
8.	.632	408	258	15	23	1977
9.	.625	429	268	17	27	1978
10.	.623	318	198	9	25	1979

Scoring

Most Points

No.	Total	TD	PAT	2-PT	FG	Saf.	Season
1.	561	73	68	1	17	1	2011
2.	524	68	61	2	17	0	2010
3.	461	59	53	3	16	0	2009
4.	452	56	54	0	20	1	2013
5.	422	55	48	4	12	0	2001
6.	418	53	49	0	15	3	1999
7.	390	49	45	0	17	0	2012
8.	368	49	46	0	8	2	1991
9.	349	46	41	0	10	1	1969
10.	344	43	34	2	16	0	1995

Since 1951

Fewest Points

No.	Total	TD	PAT	2-PT	FG	Saf.	Season
1.	93	13	6	3	1	0	1958
2.	105	15	9	0	0	0	1961
3.	111	15	8	2	3	0	1960
4.	123	19	9	0	0	0	1954
5.	124	17	7	3	3	0	1962
6.	127	15	13	0	8	0	2006
7.	144	18	13	1	7	0	1965
8.	149	19	13	2	6	0	1966
9.	150	18	15	0	9	0	1964
10.	154	18	12	4	8	1	1963

Since 1951

Most Points Per Game

No.	PPG	Games	Points	Season
1.	43.2	13	561	2011
2.	40.3	13	524	2010
3.	35.5	13	461	2009
4.	35.2	12	422	2001
5.	34.9	10	349	1969
6.	34.8	12	418	1999
7.	32.3	14	452	2013
8.	30.7	12	368	1991
9.	29.8	11	328	1982
10.	29.7	11	327	1994

Since 1951

Fewest Points Per Game

No.	PPG	Games	Points	Season
1.	9.3	10	93	1958
2.	10.5	10	105	1961
3.	10.6	12	127	2006
4.	11.1	10	111	1960
5.	12.3	10	123	1954
6.	12.4	10	124	1962
7.	14.4	10	144	1965
8.	14.5	11	159	1983
9.	14.9	10	149	1966
10.	15.0	10	150	1964

Since 1951

Total Offense

Most Yards Gained

No.	Yds.	Rush	Pass	Season
1.	6,361	2,738	3,623	2011
2.	6,142	2,779	3,363	2010
3.	5,675	2,904	2,771	2013
4.	5,559	2,837	2,722	2009
5.	5,397	1,685	3,712	1999
6.	5,317	2,336	2,981	2001
7.	5,242	2,440	2,802	2012
8.	5,129	1,972	3,157	1978
9.	5,122	1,997	3,125	1977
10.	5,095	1,880	3,215	1970

Fewest Yards Gained

No.	Yds.	Rush	Pass	Season
1.	2,377	1,476	901	1961
2.	2,530	1,217	1,313	1960
3.	2,559	1,642	917	1963
4.	2,728	1,453	1,275	1954
5.	2,756	1,673	1,083	1964
6.	2,758	1,544	1,214	1962
7.	2,783	781	2,002	2006
8.	2,830	1,249	1,581	1958
9.	2,914	1,742	1,172	1967
10.	2,918	1,668	1,250	1966

Most Yards Gained Per Game

No.	YPG	Yards	Games	Season
1.	491.9	4,919	10	1969
2.	489.3	6,361	13	2011
3.	472.5	6,142	13	2010
4.	449.8	5397	12	1999
5.	444.5	4,889	11	1994
6.	443.6	4,880	11	1981
7.	443.1	5317	12	2001
8.	432.6	4,759	11	1980
9.	427.4	5,129	12	1978
10.	426.8	5,122	12	1977

Since 1951

Fewest Yards Gained Per Game

No.	YPG	Yards	Games	Season
1.	231.9	2,783	12	2006
2.	237.7	2,377	10	1961
3.	253.0	2,530	10	1960
4.	255.9	2,559	10	1963
5.	272.8	2,728	10	1954
6.	275.6	2,756	10	1964
7.	275.8	2,758	10	1962
8.	283.0	2,830	10	1958
	283.0	3,113	11	2003
10.	287.9	3,167	11	1973

Since 1951

Rushing Defense

Fewest Rushing Yards Allowed Per Game

No.	Avg.	G	Yards	Season
1.	84.4	13	1,097	2011
2.	89.4	14	1,251	2013
3.	97.0	14	1,358	2012
4.	110.2	10	1,102	1969
5.	111.9	12	1,343	2001
6.	112.5	12	1,350	1986
7.	120.8	13	1,571	2010
8.	123.6	13	1,607	1992
9.	124.9	11	1,374	1989
10.	125.7	12	1,508	1996

Since 1953

Most Rushing Yards Allowed Per Game

No.	Avg.	G	Yards	Season
1.	248.0	12	2,976	1977
2.	246.6	10	2,466	1958
3.	232.8	10	2,328	1959
4.	231.0	11	2,541	1975
5.	228.8	11	2,517	1993
6.	226.5	10	2,265	1960
7.	223.0	10	2,230	1956
8.	221.1	11	2,432	1973
9.	219.4	11	2,413	1979
10.	214.6	11	2,361	1983

Since 1953

Passing Defense

Fewest Passing Yards Allowed Per Game

No.	Avg.	G	Yards	Season
1.	77.0	10	770	1961
2.	85.0	10	850	1956
3.	89.7	10	897	1958
4.	95.0	10	950	1955
5.	95.7	10	957	1965
6.	97.3	12	1,168	1971
7.	103.6	10	1,036	1953
8.	109.8	10	1,098	1962
9.	112.5	11	1,237	1972
10.	112.7	10	1,127	1960

Since 1953

Most Passing Yards Allowed Per Game

No.	Avg.	G	Yards	Season
1.	296.3	11	3,259	2003
2.	288.3	12	3,459	1999
3.	285.9	11	3,145	2005
4.	274.1	12	3,289	2001
5.	266.2	12	3,194	2007
6.	264.8	13	3,442	2009
7.	262.9	11	2,892	1998
8.	255.1	11	2,806	1987
9.	253.8	14	3,553	2013
10.	253.2	13	3,292	2011

Since 1953

Gordy Ceresino

Scoring Defense

Fewest Points Allowed Per Game

No.	PPG	G	Points	Season
1.	11.3	12	135	1971
2.	13.5	10	135	1955
3.	13.8	10	138	1964
4.	14.6	10	146	1966
5.	14.8	10	148	1953
6.	14.9	10	149	1965
7.	15.1	13	196	1992
8.	15.8	10	158	1957
9.	15.9	12	191	1986
10.	16.2	10	162	1968

Since 1951

MostPoints Allowed Per Game

No.	PPG	G	Points	Season
1.	35.4	11	389	1993
2.	34.3	11	377	2002
3.	33.2	11	365	1998
4.	32.6	11	359	1994
5.	31.4	12	377	2006
6.	30.6	11	337	2005
7.	30.3	12	364	1999
8.	29.5	11	324	2003
9.	28.8	11	317	1997
10.	28.5	11	313	1985

Since 1951

Total Defense

Fewest Yards Allowed Per Game

No.	YPG	G	Points	Season
1.	226.2	2,714	12	1971
2.	236.1	2,361	10	1965
3.	242.3	2,423	10	1955
4.	267.5	2,675	10	1964
5.	269.6	2,696	10	1962
6.	274.0	2,740	10	1953
7.	275.8	2,758	10	1967
8.	279.4	3,632	13	1992
9.	280.3	2,803	10	1966
10.	291.6	2,916	10	1961

Since 1953

Most Yards Allowed Per Game

No.	YPG	G	Points	Season
1.	465.4	5,119	11	1993
2.	443.5	4,879	11	1998
3.	442.7	5,312	12	1999
4.	441.9	4,861	11	2005
5.	435.5	5,226	12	2007
6.	433.8	4,772	11	2003
7.	428.5	4,714	11	1982
8.	407.6	4,483	11	1987
9.	407.2	4,886	12	1995
10.	404.5	4,450	11	1980

Since 1953

Yearly Statistical Leaders

Passing

Year	Name	PA	PC	Pct.	Int.	Yds.	TD
1951	Gary Kerkorian	208	114	.548	9	1583	7
1952	Bob Garrett	126	60	.476	15	871	10
1953	Bob Garrett	205	118	.576	10	1637	17
1954	John Brodie	163	81	.497	16	937	4
1955	John Brodie	133	76	.571	7	1024	5
1956	John Brodie	240	139	.579	14	1633	12
1957	Jack Douglas	146	78	.535	6	957	9
1958	Bob Nicolet	146	77	.527	5	724	2
1959	Dick Norman	263	152	.578	12	1963	11
1960	Dick Norman	201	95	.473	13	1057	4
1961	Rod Sears	82	37	.451	4	358	0
1962	Steve Thurlow	115	55	.478	7	768	1
1963	Dick Berg	62	29	.468	5	301	1
1964	Terry DeSylvia	71	39	.549	7	451	1
1965	Dave Lewis	183	94	.514	8	1257	5
1966	Gene Washington	102	35	.343	11	479	4
1967	Chuck Williams	153	76	.497	11	923	7
1968	Jim Plunkett	268	142	.529	14	2156	14
1969	Jim Plunkett	336	197	.586	15	2673	20
1970	Jim Plunkett	388	211	.544	19	2980	19
1971	Don Bunce	341	186	.545	16	2555	13
1972	Mike Boryla	350	183	.523	20	2284	14
1973	Mike Boryla	256	140	.547	10	1629	17
1974	Mike Cordova	295	128	.434	13	1569	10
1975	Mike Cordova	231	106	.459	9	1311	11
1976	Guy Benjamin	295	170	.576	17	1982	12
1977	Guy Benjamin	366	231	.631	15	2790	22
1978	Steve Dils	419	264	.630	15	3153	25
1979	Turk Schonert	221	148	.670	6	1927	19
1980	John Elway	379	248	.654	11	2889	27
1981	John Elway	366	214	.584	13	2674	20
1982	John Elway	405	262	.646	12	3242	24
1983	John Paye	297	150	.505	17	1971	10
1984	Fred Buckley	166	81	.488	17	940	5
1985	John Paye	405	271	669	13	2589	10
1986	John Paye	349	217	.622	11	2261	14
1987	Brian Johnson	203	112	.552	13	1510	11
1988	Jason Palumbis	228	128	.561	7	1569	8
1989	Steve Smith	270	150	.556	11	1502	7
1990	Jason Palumbis	341	234	.686	9	2579	11
1991	Steve Stenstrom	229	135	.590	8	1853	15
1992	Steve Stenstrom	363	214	.590	10	2609	16
1993	Steve Stenstrom	455	300	.659	14	3627	27
1994	Steve Stenstrom	333	217	.652	6	2822	16
1995	Mark Butterfield	360	209	.581	11	2672	19
1996	Chad Hutchinson	340	212	.624	13	2360	11
1997	Chad Hutchinson	315	189	.600	10	2101	10
1998	Todd Husak	447	233	.521	7	3092	17
1999	Todd Husak	342	193	.564	11	2946	18
2000	Randy Fasani	180	93	.517	6	1400	11
2001	Randy Fasani	188	97	.516	4	1594	13
2002	Kyle Matter	214	116	.542	10	1219	8
2003	Chris Lewis	207	100	.483	9	1178	8
2004	Trent Edwards	273	149	.546	11	1732	9
2005	Trent Edwards	268	168	.627	7	1934	17
2006	Trent Edwards	156	94	.603	6	1027	6
2007	T.C. Ostrander	229	130	.568	3	1422	7
2008	Tavita Pritchard	254	147	.579	13	1633	10
2009	Andrew Luck	288	162	.563	4	2575	13
2010	Andrew Luck	372	263	.707	8	3338	32
2011	Andrew Luck	404	288	.713	10	3517	37
2012	Josh Nunes	235	124	.528	7	1643	10
2013	Kevin Hogan	295	180	.610	10	2630	20

Rushing

Year	Name	Att.	Yds.	Avg.	TD
1951	Harry Hugasian	127	491	3.9	9
1952	Bob Mathias	147	653	4.4	6
1953	Ron Cook	80	424	5.3	5
1954	Bill Tarr	154	729	4.7	7
1955	Bill Tarr	172	687	4.0	8
1956	Lou Valli	120	628	5.2	9
1957	Chuck Shea	163	840	5.2	7
1958	Doug Dick	60	252	4.2	0
1959	Skip Face	96	362	3.8	11
1960	Gil Dowd	116	477	4.1	5
1961	Ken Babajian	55	189	3.4	4
1962	J.D. Lodato	84	357	4.3	2
1963	Steve Thurlow	92	495	5.4	4
1964	Ray Handley	197	936	4.8	4
1965	Ray Handley	163	654	4.0	7
1966	Jack Root	136	571	4.2	6
1967	Nate Kirtman	130	573	4.6	1
1968	Howie Williams	105	499	4.8	3
1969	Bubba Brown	127	588	4.6	4
1970	Hillary Shockley	181	657	3.6	7
1971	Jackie Brown	130	539	4.1	6
1972	John Winesberry	125	536	4.3	7
1973	Scott Laidlaw	145	639	4.4	4
1974	Scott Laidlaw	156	636	4.1	4
1975	Don Stevenson	138	650	4.7	2
1976	Don Stevenson	121	452	3.7	1
1977	Darrin Nelson	194	1105	5.7	3
1978	Darrin Nelson	183	1161	6.3	6
1979	Vincent White	104	475	4.6	1
1980	Darrin Nelson	161	889	5.5	4
1981	Darrin Nelson	192	1014	5.2	11
1982	Mike Dotterer	113	535	4.7	8
1983	Thomas Henley	66	228	3.5	1
1984	Brad Muster	184	823	4.5	2
1985	Brad Muster	140	521	3.7	6
1986	Brad Muster	260	1123	4.3	13
1987	Brad Muster	119	543	4.6	7
1988	Jon Volpe	228	1027	4.5	6
1989	Scott Eschelman	77	334	4.3	0
1990	Glyn Milburn	152	729	4.8	2
1991	Tommy Vardell	247	1188	4.8	22
1992	Glyn Milburn	186	870	4.7	8
1993	Ellery Roberts	111	419	3.8	3
1994	Anthony Bookman	129	577	4.5	7
1995	Anthony Bookman	196	918	4.7	3
1996	Mike Mitchell	180	883	4.9	4
1997	Anthony Bookman	122	800	6.6	7
1998	Coy Wire	85	298	3.5	2
1999	Brian Allen	121	608	5.0	4
2000	Kerry Carter	179	729	4.1	6
2001	Brian Allen	184	940	5.1	9
2002	Kerry Carter	149	524	3.5	2
2003	Kenneth Tolon	150	522	3.5	2
2004	J.R. Lemon	93	440	4.7	6
2005	Jason Evans	72	248	3.4	1
2006	Anthony Kimble	114	470	4.1	2
2007	Anthony Kimble	115	509	4.4	8
2008	Toby Gerhart	210	1136	5.4	15
2009	Toby Gerhart	343	1871	5.5	28
2010	Stepfan Taylor	223	1137	5.1	15
2011	Stepfan Taylor	242	1330	5.5	10
2012	Stepfan Taylor	322	1530	4.8	13
2013	Tyler Gaffney	330	1709	5.2	21

Receptions

Year	Name	No.	Yds.	Avg.	TD
1951	Bill McColl	46	669	14.5	7
1952	Sam Morley	40	523	13.1	6
1953	Sam Morley	45	594	13.2	6
1954	John Stewart	36	577	16.0	2
1955	John Stewart	23	296	12.9	1
1956	Paul Camera	28	350	12.5	2
1957	Gary Van Galder	18	182	10.2	1
1958	Chris Burford	45	493	11.0	2
1959	Chris Burford	61	757	12.4	6
1960	Skip Face	29	270	9.3	3
1961	George Honore	22	225	10.2	0
1962	Frank Patitucci	22	259	11.8	1
1963	Bob Howard	11	174	15.8	2
	Dick Ragsdale	11	129	11.7	3
1964	John Mason	22	250	11.4	0
1965	Mike Connelly	29	366	12.6	1
1966	Bob Conrad	45	555	12.3	2
1967	Gene Washington	48	575	12.0	2
1968	Gene Washington	71	1117	15.7	8
1969	Bob Moore	38	476	12.5	4
1970	Randy Vataha	54	895	16.6	7
1971	John Winesberry	45	655	14.6	4
1972	Eric Cross	53	730	13.8	9
1973	Bill Singler	31	501	16.2	5
1974	Tony Hill	34	542	15.9	2
	Eric Test	34	419	12.3	3
1975	Tony Hill	55	916	16.7	7
1976	Tony Hill	44	696	15.8	8
1977	James Lofton	57	1010	17.7	14
1978	Ken Margerum	58	1029	17.7	11
1979	Andre Tyler	45	652	14.5	5
1980	Andre Tyler	53	737	13.9	7
1981	Darrin Nelson	67	846	12.6	5
1982	Vincent White	68	677	9.9	8
1983	Mike Tolliver	58	656	11.3	3
1984	Brad Muster	31	228	6.9	0
1985	Brad Muster	78	654	8.3	4
1986	Brad Muster	65	618	9.5	3
1987	Jeff James	42	516	12.3	3
1988	Charlie Young	43	560	13.0	2
1989	Ed McCaffrey	53	871	16.4	4
1990	Glyn Milburn	64	632	9.9	2
1991	Chris Walsh	71	995	14.0	6
1992	Mike Cook	55	704	12.8	1
1993	Ethan Allen	52	313	6.0	1
1994	Justin Armour	67	1092	16.3	7
1995	Mark Harris	60	1021	17.0	6
1996	Brian Manning	40	425	10.6	1
1997	Troy Walters	86	1206	14.0	8
1998	DeRonnie Pitts	74	1012	13.7	7
1999	Troy Walters	77	1508	19.6	10
2000	DeRonnie Pitts	77	882	11.5	8
2001	Luke Powell	45	884	19.6	7
2002	Teyo Johnson	41	467	11.4	8
2003	Luke Powell	45	520	11.6	3
2004	Alex Smith	52	706	13.6	3
2005	Mark Bradford	37	609	16.5	6
2006	Richard Sherman	34	581	17.1	3
2007	Mark Bradford	51	642	12.6	3
2008	Ryan Whalen	41	508	12.4	1
2009	Ryan Whalen	57	926	16.2	4
2010	Doug Baldwin	58	857	14.8	9
2011	Griff Whalen	56	749	13.4	4
2012	Zach Ertz	69	898	13.0	6
2013	Ty Montgomery	61	958	15.7	10

Receiving Yards

Year	Name	No.	Yds.	Avg.	TD
1951	Bill McColl	46	669	14.5	7
1952	Sam Morley	40	523	13.1	6
1953	Sam Morley	45	594	13.2	6
1954	John Stewart	36	577	16.0	2
1955	Paul Camera	22	330	15.0	5
1956	Paul Camera	28	350	12.5	2
1957	Joel Freis	14	218	15.6	2
1958	Chris Burford	45	493	11.0	2
1959	Chris Burford	61	757	12.4	6
1960	Mac Wylie	25	377	15.1	0
1961	George Honore	22	225	10.2	0
1962	Bob Howard	20	272	13.6	2
1963	Bob Howard	11	174	15.8	2
1964	Mike Connelly	17	266	15.6	0
1965	Mike Connelly	29	366	12.6	1
1966	Bob Conrad	45	555	12.3	2
1967	Gene Washington	48	575	12.0	2
1968	Gene Washington	71	1117	15.7	8
1969	Randy Vataha	35	691	19.7	5
1970	Randy Vataha	54	895	16.6	7
1971	Miles Moore	41	868	21.2	6
1972	Eric Cross	53	730	13.8	9
1973	Bill Singler	31	501	16.2	5
1974	Tony Hill	34	542	15.9	2
1975	Tony Hill	55	916	16.7	7
1976	Tony Hill	44	696	15.8	8
1977	James Lofton	57	1010	17.7	14
1978	Ken Margerum	58	1029	17.7	11
1979	Ken Margerum	41	733	17.9	10
1980	Andre Tyler	53	737	13.9	7
1981	Darrin Nelson	67	846	12.6	5
1982	Emile Harry	44	763	17.3	5
1983	Emile Harry	44	829	18.8	6
1984	Emile Harry	35	482	19.3	4
1985	Greg Baty	61	690	11.3	3
1986	Jeff James	56	820	14.6	8
1987	Ed McCaffrey	30	533	17.8	2
1988	Charlie Young	43	560	13.0	2
1989	Ed McCaffrey	53	871	16.4	4
1990	Ed McCaffrey	61	917	15.0	8
1991	Chris Walsh	71	995	14.0	6
1992	Mike Cook	55	704	12.8	1
1993	Justin Armour	51	764	15.0	6
1994	Justin Armour	67	1092	16.3	7
1995	Mark Harris	60	1021	17.0	6
1996	Damon Dunn	39	515	13.2	2
1997	Troy Walters	86	1206	14.0	8
1998	DeRonnie Pitts	74	1012	13.7	7
1999	Troy Walters	77	1508	19.6	10
2000	DeRonnie Pitts	77	882	11.5	8
2001	Luke Powell	45	884	19.6	7
2002	Teyo Johnson	41	467	11.4	8
2003	Mark Bradford	37	587	15.9	3
2004	Alex Smith	52	706	13.6	3
2005	Mark Bradford	37	609	16.5	6
2006	Richard Sherman	34	581	17.1	3
2007	Richard Sherman	39	651	16.7	4
2008	Ryan Whalen	41	508	12.4	1
2009	Ryan Whalen	57	926	16.2	4
2010	Doug Baldwin	58	857	14.8	9
2011	Griff Whalen	56	749	13.4	4
2012	Zach Ertz	69	898	13.0	6
2013	Ty Montgomery	61	958	15.7	10

Scoring

Year	Name	TD	1XP	2XP	FG	Total
1951	Harry Hugasian	10	0	0	0	60
1952	Bob Mathias	6	0	0	0	36
1953	Ron Cook	9	0	0	0	54
1954	Bill Tarr	7	1	0	0	43
1955	Bill Tarr	8	0	0	0	48
1956	Lou Valli	10	0	0	0	60
1957	Chuck Shea	8	0	0	0	48
1958	Skip Face	3	6	1	1	29
1959	Skip Face	11	19	3	3	100
1960	Skip Face	5	8	0	3	47
1961	Ken Babajian	4	0	0	0	24
1962	Clark Weaver	3	0	0	0	18
1963	Dick Ragsdale	6	0	1	0	38
1964	Braden Beck	0	15	0	9	42
1965	Ray Handley	7	0	1	0	44
1966	Jack Root	6	0	0	0	36
1967	Bill Shoemaker	2	17	0	6	47
1968	Gene Washington	9	0	0	0	54
1969	Steve Horowitz	0	41	0	10	71
1970	Steve Horowitz	0	36	0	11	69
1971	Rod Garcia	0	25	0	16	73
1972	Rod Garcia	0	25	0	10	55
1973	Rod Garcia	0	22	0	18	76
1974	Mike Langford	0	20	0	15	65
1975	Mike Langford	0	33	0	9	60
1976	Mike Michel	0	25	0	12	61
1977	James Lofton	14	0	1	0	86
1978	Ken Naber	0	29	1	13	70
1979	Ken Margerum	10	0	0	0	60
1980	Ken Margerum	11	0	0	0	66
1981	Darrin Nelson	16	0	0	0	96
1982	Vincent White	15	0	1	0	92
1983	Mark Harmon	0	13	0	10	43
1984	Mark Harmon	0	23	0	14	65
1985	Brad Muster	10	0	1	0	62
1986	Brad Muster	16	0	0	0	96
1987	Brad Muster	8	0	0	0	48
1988	John Hopkins	0	25	0	19	82
1989	John Hopkins	0	15	0	18	69
1990	Tommy Vardell	14	0	0	0	84
1991	Tommy Vardell	22	0	0	0	132
1992	Eric Abrams	0	34	0	17	85
1993	Eric Abrams	0	34	0	11	67
1994	Eric Abrams	0	28	0	9	55
1995	Eric Abrams	0	34	0	16	82
1996	Kevin Miller	0	26	0	13	65
1997	Troy Walters	10	0	0	0	60
1998	Kevin Miller	0	29	0	10	59
1999	Mike Biselli	0	49	0	15	94
2000	DeRonnie Pitts	8	0	1	0	50
2001	Mike Biselli	0	48	0	12	84
2002	Teyo Johnson	8	0	2	0	52
2003	Michael Sgroi	0	21	0	7	42
2004	Michael Sgroi	0	22	0	16	70
2005	Michael Sgroi	0	32	0	15	77
2006	Aaron Zagory	0	13	0	8	37
2007	Derek Belch	0	26	0	15	71
2008	Toby Gerhart	15	0	0	0	90
2009	Toby Gerhart	28	0	2	0	172
2010	Nate Whitaker	0	61	0	17	112
2011	Jordan Williamson	0	54	0	13	93
2012	Jordan Williamson	0	45	0	17	96
2013	Tyler Gaffney	22	0	0	0	132

Total Offense

Year	Name	Rush	Pass	Yds.	Avg.
1951	Gary Kerkorian	19	1583	1602	145.6
1952	Bob Mathias	653	225	878	87.8
1953	Bob Garrett	-135	1637	1502	150.2
1954	John Brodie	-63	937	874	87.4
1955	John Brodie	20	1024	1044	104.4
1956	John Brodie	9	1633	1642	164.2
1957	Jack Douglas	108	957	1065	106.5
1958	Bob Nicolet	6	724	730	81.0
1959	Dick Norman	55	1963	2018	201.8
1960	Dick Norman	-59	1057	998	99.8
1961	Rod Sears	1	358	357	35.7
1962	Steve Thurlow	194	768	962	96.2
1963	Steve Thurlow	495	176	671	67.1
1964	Ray Handley	936	3	939	93.9
1965	Dave Lewis	183	1257	1440	144.0
1966	Gene Washington	362	479	841	84.1
1967	Chuck Williams	122	923	1045	130.6
1968	Jim Plunkett	47	2156	2203	220.3
1969	Jim Plunkett	113	2673	2786	278.6
1970	Jim Plunkett	209	2980	3189	265.8
1971	Don Bunce	250	2555	2805	233.8
1972	Mike Boryla	-213	2284	2071	188.3
1973	Mike Boryla	-75	1629	1554	141.3
1974	Mike Cordova	34	1569	1603	160.3
1975	Mike Cordova	10	1311	1321	132.1
1976	Guy Benjamin	-48	1982	1934	214.9
1977	Guy Benjamin	-103	2790	2687	244.3
1978	Steve Dils	-120	3153	3033	252.8
1979	Turk Schonert	46	1927	1973	179.4
1980	John Elway	50	2889	2939	267.2
1981	John Elway	-158	2674	2516	228.7
1982	John Elway	-138	3242	3104	282.2
1983	John Paye	-39	1971	1932	175.6
1984	Fred Buckley	-29	940	911	113.9
1985	John Paye	-40	2589	2549	231.7
1986	John Paye	-72	2261	2189	199.0
1987	Brian Johnson	-90	1510	1420	177.5
1988	Jason Palumbis	-90	1569	1479	147.9
1989	Steve Smith	-115	1502	1387	138.7
1990	Jason Palumbis	-136	2579	2443	222.1
1991	Steve Stenstrom	-123	1853	1730	173.0
1992	Steve Stenstrom	-272	2609	2337	179.8
1993	Steve Stenstrom	-229	3627	3398	308.9
1994	Steve Stenstrom	-108	2822	2714	301.6
1995	Mark Butterfield	65	2672	2737	228.1
1996	Chad Hutchinson	-243	2360	2117	176.4
1997	Chad Hutchinson	-216	2101	1885	171.4
1998	Todd Husak	-66	3092	3026	275.1
1999	Todd Husak	-15	2946	2931	266.5
2000	Randy Fasani	123	1400	1523	190.4
2001	Randy Fasani	205	1594	1799	199.9
2002	Kyle Matter	64	1219	1283	128.3
2003	Chris Lewis	-11	1178	1167	129.7
2004	Trent Edwards	32	1732	1764	196.0
2005	Trent Edwards	153	1934	2087	189.7
2006	Trent Edwards	37	1027	1064	152.0
2007	T.C. Ostrander	-171	1422	1251	156.4
2008	Tavita Pritchard	113	1633	1746	145.5
2009	Andrew Luck	354	2575	2929	244.1
2010	Andrew Luck	453	3338	3791	291.6
2011	Andrew Luck	150	3517	3667	282.1
2012	Josh Nunes	74	1643	1717	171.7
2013	Kevin Hogan	355	2630	2985	213.2

Punt Returns

Year	Name	No.	Yds.	TD	Avg.	Lg.
1955	Jeri McMillin	6	56	0	9.3	--
1956	Gordy Young	11	126	0	11.5	--
1957	Jeri McMillin	7	87	0	12.4	--
1958	Dick Bowers	7	56	0	8.0	--
1959	Skip Face	6	63	0	10.5	--
1960	Gary Craig	11	90	0	11.0	--
1961	Gary Craig	17	98	0	5.8	--
1962	Dick Ragsdale	6	70	0	11.7	33
1963	Craig Ritchey	6	141	1	23.5	--
1964	John Guillory	7	88	0	12.6	--
1965	Dale Rubin	14	157	1	11.2	--
1966	Mark Marquess	16	129	0	8.0	--
1967	Tom Massey	18	184	0	10.2	--
1968	Jim Kauffman	22	200	0	9.1	--
1969	Randy Vataha	9	129	1	14.7	--
1970	Eric Cross	29	358	1	12.3	61 (TD)
1971	James Ferguson	18	124	0	6.9	17
1972	Eric Cross	27	191	0	7.1	23
1973	Craig Zaltosky	21	299	1	14.2	68 (TD)
1974	Ray Anderson	29	205	0	7.1	30
1975	Ray Anderson	14	150	1	10.7	65
1976	Savann Thompson	10	83	0	8.3	14
1977	Darrin Nelson	10	77	0	7.7	44
1978	Darrin Nelson	20	254	0	12.7	74
1979	Andre Tyler	19	122	0	6.4	13
1980	Andre Tyler	23	109	0	4.7	21
1981	Darrin Nelson	20	138	0	6.9	27
1982	Vincent White	5	104	1	20.8	76 (TD)
1983	Emile Harry	9	67	0	7.4	18
1984	Emile Harry	17	68	0	4.0	11
1985	Thomas Henley	6	77	0	12.8	33
1986	Thomas Henley	32	389	1	12.2	92 (TD)
1987	Alan Grant	27	446	2	16.5	77 (TD)
1988	Alan Grant	30	207	0	6.9	37
1989	Alan Grant	34	218	0	6.4	26
1990	Glyn Milburn	24	267	1	11.1	73
1991	Glyn Milburn	23	223	0	9.7	54
1992	Glyn Milburn	34	589	3	17.3	79
1993	Leroy Pruitt	20	113	0	5.7	21
1994	Ozzie Grenardo	10	85	0	8.5	24
1995	Damon Dunn	15	95	0	6.3	20
1996	Troy Walters	29	332	1	11.4	75 (TD)
1997	Troy Walters	30	424	2	14.1	77 (TD)
1998	Troy Walters	13	87	0	6.7	22
1999	Troy Walters	19	131	0	6.9	22
2000	DeRonnie Pitts	16	81	0	5.1	13
2001	Luke Powell	21	308	0	14.7	58
2002	Luke Powell	19	154	0	8.1	32
2003	Luke Powell	36	325	1	9.0	90 (TD)
2004	David Marrero	27	224	0	8.3	64
2005	T.J. Rushing	14	128	0	9.1	20
2006	Chris Hobbs	13	73	0	5.6	20
2007	Chris Hobbs	18	122	0	6.8	29
2008	Doug Baldwin	18	155	0	8.6	38
2009	Richard Sherman	15	154	1	10.3	59
2010	Drew Terrell	18	219	0	12.2	34
2011	Drew Terrell	18	216	0	12.0	42
2012	Drew Terrell	24	291	0	12.1	76 (TD)
2013	Kodi Whitfield	9	40	0	4.4	25

Kickoff Returns

Year	Name	No.	Yds.	TD	Avg.
1955	Gordy Young	6	145	0	24.2
1956	Lou Valli	8	187	0	23.4
1957	Chuck Shea	7	173	0	24.7
1958	Jim Byrer	7	154	0	22.0
1959	Skip Face	8	181	0	22.6
1960	Skip Face	19	387	0	20.4
1961	Tyce Fitzmorris	10	161	0	16.1
1962	J.D. Lodato	10	170	0	17.0
1963	Dick Ragsdale	8	179	0	22.4
1964	Bob Blunt	14	347	0	24.8
1965	Bob Blunt	7	151	0	21.5
1966	Dave Lewis	12	251	0	10.9
1967	Nate Kirtman	8	236	1	29.6
1968	Jim Kauffman	15	254	0	16.6
1969	Miles Moore	7	177	0	25.3
1970	Eric Cross	20	418	0	20.9
1971	Miles Moore	16	300	0	18.8
1972	Reggie Sanderson	13	378	1	29.1
1973	Ron Inge	12	407	1	33.9
1974	Ray Anderson	28	579	0	20.7
1975	Ray Anderson	25	540	0	21.6
1976	Ron Inge	10	252	0	25.2
1977	Billy Anderson	19	395	0	20.8
1978	Gordon Banks	15	313	0	20.9
1979	Vincent White	24	518	0	21.6
1980	Vincent White	29	603	0	20.8
1981	Mike Dotterer	24	584	0	24.3
1982	Ken Williams	25	568	0	22.7
1983	Shaun Avant	14	326	0	23.2
1984	Kevin B. Scott	19	455	0	23.9
1985	Thomas Henley	21	440	0	20.9
1986	Kevin B. Scott	12	327	1	27.3
1987	Charlie Young	17	336	0	19.8
1988	Kevin T. Scott	27	596	1	22.1
1989	Kevin T. Scott	24	491	0	20.5
1990	Glyn Milburn	24	594	0	24.8
1991	Ozzie Grenardo	13	344	0	26.5
1992	Glyn Milburn	15	316	0	21.1
1993	Mike Mitchell	25	579	0	23.2
1994	Damon Dunn	17	412	1	24.2
1995	Damon Dunn	22	656	1	29.8
1996	Damon Dunn	16	433	1	27.1
1997	Damon Dunn	21	566	0	27.0
1998	Juan Carlos Lacey	9	196	0	21.8
1999	Ryan Wells	18	460	0	25.5
2000	Ryan Wells	22	494	0	22.5
2001	Brian Allen	16	427	0	26.7
2002	Ryan Wells	36	715	0	19.9
2003	Nick Sebes	19	420	0	22.1
2004	T.J. Rushing	23	653	1	28.4
2005	T.J. Rushing	21	575	2	27.4
2006	Jason Evans	16	349	0	21.8
2007	Doug Baldwin	23	555	0	24.1
2008	Jeremy Stewart	14	328	0	23.4
2009	Chris Owusu	37	1167	3	31.5
2010	Chris Owusu	19	462	0	24.3
2011	Ty Montgomery	27	680	1	25.2
2012	Ty Montgomery	11	293	0	26.6
2013	Ty Montgomery	36	1091	2	30.3


Alan Grant

Chris Owusu

Punting

Year	Name	No.	Yds.	Avg.
1955	John Brodie	17	654	38.5
1956	John Brodie	27	906	33.6
1957	Al Harrington	17	571	33.6
1958	Roderick McMillen	19	730	38.4
1959	Roderick McMillen	15	602	40.1
1960	Gary Craig	44	1678	38.1
1961	Rod Sears	26	839	32.3
1962	Stan Lindskog	27	900	33.3
1963	Dick Ragsdale	34	1252	36.8
1964	Dave Lewis	34	1487	43.7
1965	Dave Lewis	29	1302	44.9
1966	Dave Lewis	52	2090	40.2
1967	Bob Reinhard	58	2145	37.0
1968	Tim Abena	41	1592	38.8
1969	Bob Reinhard	49	1888	38.5
1970	Steve Murray	40	1342	33.6
1971	Steve Murray	50	1891	37.8
1972	Dave Ottmar	71	2744	38.6
1973	Dave Ottmar	53	2199	41.5
1974	Tom Lynn	71	2592	36.5
1975	Mike Michel	41	1352	33.0
1976	Mike Michel	66	2627	39.8
1977	Brad Fox	49	1992	40.7
1978	Ken Naber	32	1289	40.3
1979	Ken Naber	62	2628	42.4
1980	Ken Naber	48	1934	40.3
1981	Greg Topp	54	1954	36.7
1982	Tripp Hardin	48	1905	39.6
1983	Tripp Hardin	66	2765	41.8
1984	Doug Robison	44	1742	39.5
1985	Doug Robison	47	1868	39.7
1986	Doug Robison	62	2589	41.8
1987	Doug Robison	44	2011	45.7
1988	John Hopkins	44	1625	36.9
1989	Paul Stonehouse	49	1840	37.6
1990	Paul Stonehouse	55	2134	38.8
1991	Paul Stonehouse	60	2235	37.3
1992	Paul Stonehouse	89	3724	41.8
1993	Aaron Mills	63	2661	42.2
1994	Aaron Mills	44	1781	40.5
1995	Kevin Miller	59	2204	37.4
1996	Kevin Miller	68	2750	40.4
1997	Kevin Miller	59	2556	43.3
1998	Kevin Miller	71	2826	39.8
1999	Sean Tolpinrud	68	2489	36.6
2000	Mike Biselli	36	1340	37.2
2001	Eric Johnson	55	2083	37.9
2002	Eric Johnson	58	2306	39.8
2003	Eric Johnson	86	3687	42.9
2004	Jay Ottovegio	66	2728	41.3
2005	Jay Ottovegio	67	2723	40.6
2006	Jay Ottovegio	61	2417	39.6
2007	Jay Ottovegio	78	3215	41.2
2008	David Green	53	2116	39.9
2009	David Green	33	1360	41.2
2010	Daniel Zychlinski	24	1003	41.8
2011	David Green	34	1417	41.7
2012	Daniel Zychlinski	66	2846	43.1
2013	Ben Rhyne	52	2230	42.9

Interceptions

Year	Name	Int.	Yds.	Avg.
1955	Tony Mosich	2	28	14.0
	Gordy Young	2	12	6.0
1956	Five tied	1	--	--
1957	Jack Taylor	3	129	43.0
1958	Roch Conklin	2	30	15.0
	Bob Nicolet	2	12	6.0
1959	Ben Robinson	1	--	--
	Skip Face	1	--	--
	Mac Wylie	1	--	--
1960	Six tied	1	--	--
1961	Gary Craig	4	80	20.0
1962	Dick Ragsdale	3	23	7.7
1963	Dick Ragsdale	3	30	10.0
1964	Dick Ragsdale	5	67	13.4
1965	Craig Ritchey	3	63	21.0
	Dale Rubin	3	26	8.7
1966	Dave Nelson	5	78	15.6
1967	Marty Brill	3	60	20.0
	Tom Massey	3	23	7.7
	Dick Oliver	3	52	17.3
	Donn Renwick	3	0	0.0
1968	Tom Massey	4	35	8.8
	Dennis Moore	4	41	10.3
1969	Jim Kauffman	3	18	6.0
	Rich Keller	3	62	20.8
1970	Jack Schultz	4	63	15.8
1971	Benny Barnes	8	111	13.9
1972	Steve Murray	6	45	7.5
1973	Jim Kaffen	7	58	8.3
1974	Paul Skrabo	4	40	10.0
1975	Rich Waters	4	50	12.5
1976	Gordy Ceresino	3	41	13.6
	Savann Thompson	3	21	7.0
	Rich Waters	3	48	16.0
1977	Ray Cardinalli	2	43	21.5
	Robert Chapman	2	12	6.0
	John Pigott	2	7	3.5
	Rick Parker	2	8	4.0
1978	Steve Budinger	5	50	10.0
1979	Rick Gervais	4	0	0.0
1980	Kevin Baird	3	65	21.7
1981	Charles Hutchings	2	15	7.5
	Dave Morze	2	36	18.0
1982	Charles Hutchings	5	54	10.8
1983	Vaughn Williams	4	21	5.2
1984	Toi Cook	4	29	7.3
	Mark Hashimoto	4	0	0.0
	Eric Price	4	72	18.0
1985	Toi Cook	5	116	23.2
1986	Toi Cook	8	131	16.4
1987	Brad Humphreys	6	14	2.3
1988	Brad Cook	4	77	19.3
1989	Albert Richardson	5	19	3.8
1990	Kevin T. Scott	3	19	6.3
1991	Albert Richardson	2	18	9.0
1992	Vaughn Bryant	6	37	6.2
1993	Vaughn Bryant	4	79	19.8
1994	Leroy Pruitt	4	12	3.0
1995	Josh Madsen	4	33	8.3
	Leroy Pruitt	4	68	17.0
1996	Tim Smith	4	55	13.8
	Josh Madsen	4	62	15.5
1997	Chris Johnson	3	49	16.3
1998	Tim Smith	6	69	11.5
1999	Tim Smith	6	86	14.3
2000	Ryan Fernandez	3	0	0.0
	Aaron Focht	3	2	0.7
	Brian Taylor	3	56	18.7
	Tank Williams	3	10	3.3
2001	Tank Williams	5	22	4.4
2002	Leigh Torrence	3	55	18.3
	Oshiomogho Atogwe	3	43	14.3
2003	Trevor Hooper	3	66	22.0
2004	Oshiomogho Atogwe	4	33	8.2
	Leigh Torrence	4	24	6.0
2005	Brandon Harrison	3	0	0.0
2006	Bo McNally	2	49	24.5
2007	Nick Sanchez	4	0	0.0
2008	Bo McNally	4	65	16.2
2009	Bo McNally	2	82	41.0
	Richard Sherman	2	43	21.5
	Delano Howell	2	4	2.0
2010	Delano Howell	5	0	0.0
2011	Michael Thomas	3	131	43.7
2012	Ed Reynolds	6	301	50.2
2013	Jordan Richards	3	55	18.3

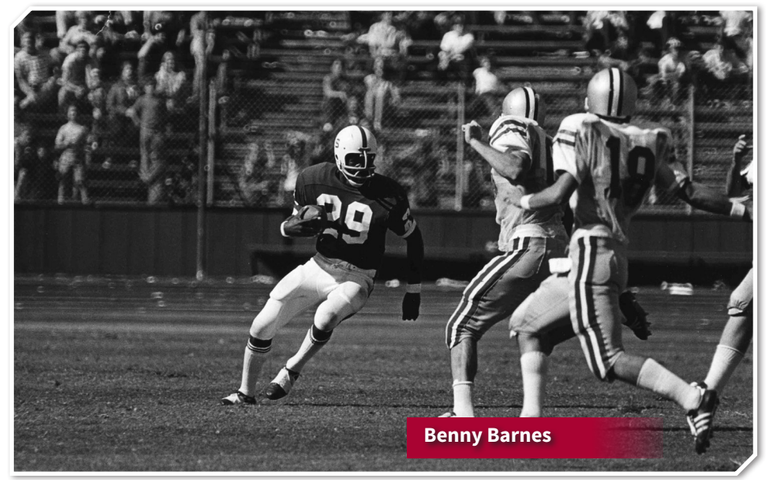
Benny Barnes

Tackles

Year	Name	Solo	Assist	Total
1965	Bob Rath	--	--	108
1966	Marty Brill	--	--	83
1967	Blaine Nye	--	--	104
1968	Don Parish	--	--	143
1969	Don Parish	--	--	141
1970	Jeff Siemon	--	--	98
1971	Jeff Siemon	--	--	121
1972	Rich Merlo	--	--	164
1973	Pat Donovan	--	--	109
1974	Drew Palin	68	86	154
1975	Duncan McColl	59	80	139
1976	Gordy Ceresino	85	74	159
1977	Gordy Ceresino	111	85	196
1978	Gordy Ceresino	86	81	167
1979	Chuck Evans	83	35	118
1980	Craig Zellmer	58	50	108
1981	Dave Morze	50	35	85
1982	Vaughn Williams	63	31	94
1983	Dave Wyman	92	52	144
1984	Dave Wyman	68	60	128
1985	Matt Soderlund	26	113	139
1986	Dave Wyman	56	117	173
1987	Kevin Richardson	32	81	113
1988	Jono Tunney	59	96	155
1989	Jono Tunney	44	58	102
1990	Jono Tunney	38	44	82
1991	Seyon Albert	54	21	75
1992	John Lynch	38	45	83
1993	Toby Norwood	61	36	97
1994	Coy Gibbs	51	33	84
1995	Mike Hall	68	47	115
1996	Jon Haskins	61	47	108
1997	Chris Draft	63	18	81
1998	Tim Smith	82	27	109
1999	Marc Stockbauer	57	48	105
2000	Coy Wire	57	24	81
2001	Coy Wire	55	48	103
2002	Oshiomogho Atogwe	47	24	71
2003	Oshiomogho Atogwe	54	36	90
2004	Oshiomogho Atogwe	46	31	77
2005	Kevin Schimmelmann	52	34	86
2006	Michael Okwo	57	38	95
2007	Bo McNally	71	43	114
2008	Bo McNally	53	23	76
2009	Bo McNally	55	28	83
2010	Shayne Skov	50	34	84
2011	Jarek Lancaster	44	26	70
2012	Shayne Skov	43	38	81
2013	Shayne Skov	62	47	109

Sacks

Year	Name	No.	Yards Lost
1976	Duncan McColl	17	--
1977	Chuck Evans	3	--
1978	Chuck Evans	7	--
1978	Milt McColl	7	--
1979	Chuck Evans	5	--
1980	Milt McColl	4	--
1980	Doug Rogers	4	--
1981	Tom Hall	4	--
1981	Garin Veris	4	--
1982	Garin Veris	9	--
1983	Garin Veris	7	--
1984	Garin Veris	5	65
1985	Tony Leiker	4	45
1986	Lester Archambeau	8	52
1987	Lester Archambeau	7	41
1988	Rob Hinckley	13	109
1989	Jono Tunney	6	47
1990	Ron George	10	64
1991	Ron George	8	58
1992	Ron George	15	107
1993	Damon Phillips	3	28
	Jason White	3	12
1994	Jason Fisk	6	39
1995	Carl Hansen	8	46
1996	Kailee Wong	14	105
1997	Kailee Wong	12	77
1998	Riall Johnson	6	37
1999	Riall Johnson	14	122
2000	Riall Johnson	15	110
2001	Matt Leonard	4.5	34
2002	Amon Gordon	4	65
2003	Babatunde Oshinowo	4	30
2004	Jon Alston	10	100
2005	Julian Jenkins	7	47
2006	Trevor Hooper	2.5	20
2007	Clinton Snyder	8	66
2008	Thomas Keiser	6	33
2009	Thomas Keiser	9	70
2010	Chase Thomas	7.5	56
	Shayne Skov	7.5	51
2011	Chase Thomas	8.5	73
2012	Trent Murphy	10	56
2013	Trent Murphy	15	119

Tackles For Loss

Year	Name	No.	Yards Lost
1974	Drew Palin	9	48
	Pat Donovan	9	28
1975	Duncan McColl	26	87
1976	Duncan McColl	23	122
1977	Gordy Ceresino	8	33
1978	Chuck Evans	17	98
1979	Chuck Evans	11	50
1980	Milt McColl	8	27
1981	Tom Hall	9	49
1982	Garin Veris	16	84
1983	Garin Veris	12	46
1984	Garin Veris	16	120
1985	Tom Prukop	8	36
1986	Chris Weber	12.5	55
1987	Lester Archambeau	13	52
1988	Rob Hinckley	22	133
1989	Jono Tunney	12	62
1990	Ron George	28	144
1991	Ron George	18	94
1992	Ron George	26	142
1993	Toby Norwood	10	35
1994	Jason Fisk	11	49
1995	Carl Hansen	10	52
1996	Kailee Wong	24	134
1997	Kailee Wong	22	110
1998	Donnie Spragan	12	56
1998	Riall Johnson	12	53
1999	Willie Howard	20	86
2000	Riall Johnson	20	130
2001	Coy Wire	13	50
2002	Matt Leonard	8	38
2003	Jared Newberry	10	37
2004	Jon Alston	14.5	109
2005	Babatunde Oshinowo	10.5	51
2006	Tim Sims	5.5	27
	Pannel Egboh	5.5	17
2007	Pat Maynor	16.5	80
2008	Pat Maynor	8.5	39
2009	Thomas Keiser	15	84
2010	Chase Thomas	11.5	63
2011	Chase Thomas	17.5	96
2012	Trent Murphy	18	87
2013	Trent Murphy	23.5	147


Kailee Wong

Annual Team Statistics

Rushing

Year	G	Att.	Yds.	Avg.	TD
1951	11	556	1929	3.5	24
1952	10	473	1782	3.8	14
1953	10	438	1654	3.8	17
1954	10	406	1453	3.6	15
1955	10	493	1946	3.9	18
1956	10	388	1408	3.6	17
1957	10	506	2259	4.5	22
1958	10	330	1249	3.8	3
1959	10	358	1192	3.3	7
1960	10	366	1217	3.3	4
1961	10	475	1476	3.1	11
1962	10	478	1544	3.2	10
1963	10	457	1642	3.6	9
1964	10	475	1673	3.5	12
1965	10	521	1818	3.5	11
1966	10	504	1668	3.3	12
1967	10	512	1742	3.4	10
1968	10	519	1774	3.4	16
1969	10	459	1961	4.3	17
1970	12	512	1880	3.7	23
1971	12	538	1812	3.4	17
1972	11	430	1186	2.8	14
1973	11	408	1175	2.9	7
1974	11	413	1280	3.1	7
1975	11	418	1745	4.2	17
1976	11	428	1448	3.4	12
1977	12	501	1997	4.0	12
1978	12	521	1972	3.8	14
1979	11	460	1460	3.2	9
1980	11	463	1838	4.0	14
1981	11	475	1814	3.8	18
1982	11	355	1241	3.5	15
1983	11	336	825	2.5	3
1984	11	471	1696	3.6	18
1985	11	386	941	2.4	19
1986	12	452	1536	3.4	18
1987	11	437	1377	3.2	15
1988	11	366	1119	3.1	13
1989	11	381	994	2.6	6
1990	11	451	1456	3.2	20
1991	12	527	1971	3.7	31
1992	13	536	1634	3.0	17
1993	11	301	700	2.3	8
1994	11	411	1531	3.7	24
1995	12	506	1891	3.7	21
1996	12	450	1393	3.1	12
1997	11	404	1306	3.2	17
1998	11	346	831	2.4	11
1999	12	435	1685	3.9	23
2000	11	452	1528	3.4	12
2001	12	544	2336	4.3	27
2002	11	427	1465	3.4	12
2003	11	414	1054	2.5	10
2004	11	353	893	2.5	13
2005	11	387	1015	2.6	8
2006	12	367	781	2.1	3
2007	12	446	1334	3.0	14
2008	12	490	2395	4.9	26
2009	13	536	2837	5.3	39
2010	13	535	2779	5.2	34
2011	13	518	2738	5.3	32
2012	14	549	2440	4.4	23
2013	14	584	2904	5.0	30

Passing

Year	G	PA	PC	Int.	Yds.	Pct.	TD
1951	11	245	130	14	1733	.531	9
1952	10	211	99	23	1367	.469	13
1953	10	230	130	13	1795	.565	19
1954	10	229	104	26	1275	.454	4
1955	10	244	130	15	1605	.533	11
1956	10	305	170	18	2044	.557	16
1957	10	189	95	7	1172	.503	11
1958	10	305	164	11	1581	.538	6
1959	10	307	176	18	2278	.573	11
1960	10	248	110	16	1313	.444	5
1961	10	183	85	17	901	.464	3
1962	10	200	95	12	1214	.475	5
1963	10	159	69	14	917	.434	8
1964	10	173	88	16	1083	.509	4
1965	10	205	102	10	1359	.498	5
1966	10	207	89	19	1250	.430	7
1967	10	210	101	17	1172	.481	8
1968	10	297	156	18	2521	.525	18
1969	10	382	217	17	2958	.568	26
1970	12	421	226	22	3215	.537	19
1971	12	372	200	16	2704	.538	13
1972	11	386	203	23	2509	.526	16
1973	11	318	173	12	1992	.544	19
1974	11	383	180	17	2195	.470	15
1975	11	374	189	20	2432	.505	21
1976	11	408	223	23	2669	.547	16
1977	12	408	258	15	3125	.632	23
1978	12	429	268	17	3157	.625	27
1979	11	318	198	9	2471	.623	25
1980	11	383	251	12	2921	.655	27
1981	11	410	241	14	3066	.588	22
1982	11	422	268	13	3311	.635	25
1983	11	420	210	24	2802	.500	15
1984	11	314	158	21	1788	.503	9
1985	11	439	295	15	2874	.672	10
1986	12	399	244	13	2517	.612	17
1987	11	340	174	24	2341	.512	14
1988	11	363	200	14	2336	.551	11
1989	11	437	252	18	2604	.577	11
1990	11	366	244	11	2763	.667	11
1991	12	371	217	12	2684	.585	15
1992	13	398	230	11	2805	.578	16
1993	11	474	308	14	3709	.650	27
1994	11	422	255	12	3358	.604	18
1995	12	364	212	11	2684	.582	19
1996	12	381	232	15	2574	.609	12
1997	11	393	226	14	2683	.575	15
1998	11	513	263	8	3516	.513	22
1999	12	420	237	12	3712	.564	25
2000	11	385	186	11	2605	.483	20
2001	12	369	193	12	2981	.523	26
2002	11	369	190	22	1960	.515	14
2003	11	397	189	18	2059	.476	12
2004	11	408	208	14	2720	.510	13
2005	11	337	207	8	2463	.614	18
2006	12	316	167	11	2002	.528	10
2007	12	424	227	13	2536	.535	12
2008	12	287	162	15	1826	.564	11
2009	13	313	174	6	2722	.556	14
2010	13	379	266	8	3363	.702	32
2011	13	417	297	10	3623	.712	38
2012	14	399	240	10	2802	.602	19
2013	14	311	190	10	2771	.611	21

Total Offense

Year	G	Rush	Pass	Total	Avg.
1951	11	1929	1733	3662	332.9
1952	10	1782	1367	3149	314.9
1953	10	1654	1795	3449	344.9
1954	10	1453	1275	2728	272.8
1955	10	1946	1605	3551	355.1
1956	10	1408	2044	3452	345.2
1957	10	2259	1172	3431	343.1
1958	10	1249	1581	2830	283.0
1959	10	1192	2278	3470	347.0
1960	10	1217	1313	2530	253.0
1961	10	1476	901	2377	237.7
1962	10	1544	1214	2758	275.8
1963	10	1642	917	2559	255.9
1964	10	1673	1083	2756	275.6
1965	10	1818	1359	3177	317.7
1966	10	1668	1250	2918	291.8
1967	10	1742	1172	2914	291.4
1968	10	1774	2521	4295	429.5
1969	10	1961	2958	4919	491.9
1970	12	1880	3215	5095	424.6
1971	12	1812	2704	4516	376.3
1972	11	1186	2509	3695	335.9
1973	11	1175	1992	3167	287.9
1974	11	1280	2195	3475	315.9
1975	11	1745	2432	4177	379.7
1976	11	1448	2669	4117	374.3
1977	12	1997	3125	5122	426.8
1978	12	1972	3157	5129	427.4
1979	11	1460	2471	3931	357.4
1980	11	1838	2921	4759	432.6
1981	11	1814	3066	4880	443.6
1982	11	1241	3311	4552	413.8
1983	11	825	2802	3627	329.7
1984	11	1696	1788	3484	316.7
1985	11	941	2874	3815	346.8
1986	12	1536	2517	4053	337.8
1987	11	1377	2341	3718	338.0
1988	11	1119	2336	3455	314.1
1989	11	994	2604	3598	327.1
1990	11	1456	2763	4219	383.5
1991	12	1971	2684	4655	387.9
1992	13	1634	2805	4439	341.5
1993	11	700	3709	4409	400.8
1994	11	1531	3358	4889	444.5
1995	12	1891	2684	4575	381.3
1996	12	1393	2574	3967	330.6
1997	11	1306	2683	3989	362.6
1998	11	831	3516	4347	395.2
1999	12	1685	3712	5397	449.8
2000	11	1528	2605	4133	375.7
2001	12	2336	2981	5317	443.1
2002	11	1465	1960	3425	311.4
2003	11	1054	2059	3113	283.0
2004	11	893	2720	3613	328.5
2005	11	1015	2463	3478	316.2
2006	12	781	2002	2783	231.9
2007	12	1334	2536	3870	322.5
2008	12	2395	1826	4221	351.8
2009	13	2837	2722	5559	427.6
2010	13	2779	3363	6142	472.5
2011	13	2738	3623	6361	489.3
2012	14	2440	2802	5242	374.4
2013	14	2904	2771	5675	405.4

Receiving

Year	No.	Yds.	Avg.	TD
1951	130	1733	13.3	9
1952	99	1367	13.8	13
1953	130	1795	13.8	19
1954	104	1275	12.3	4
1955	130	1605	12.3	11
1956	170	2044	12.0	16
1957	95	1172	12.3	11
1958	164	1581	9.6	6
1959	176	2278	12.9	11
1960	110	1313	11.9	5
1961	85	901	10.6	3
1962	95	1214	12.8	5
1963	69	917	13.3	8
1964	88	1083	12.3	4
1965	102	1359	13.3	5
1966	89	1250	14.0	7
1967	101	1172	11.6	8
1968	156	2521	16.2	18
1969	217	2958	13.6	26
1970	226	3215	14.2	19
1971	200	2704	13.5	13
1972	203	2509	12.4	16
1973	173	1992	11.5	19
1974	180	2195	12.2	15
1975	189	2432	12.9	21
1976	223	2669	12.0	16
1977	258	3125	12.1	23
1978	268	3157	11.8	27
1979	198	2471	12.5	25
1980	251	2921	11.6	27
1981	241	3066	12.7	22
1982	268	3311	12.3	25
1983	210	2802	13.3	15
1984	158	1788	11.3	9
1985	295	2874	9.7	10
1986	244	2517	10.3	17
1987	174	2341	13.5	14
1988	200	2336	11.7	11
1989	252	2604	10.3	11
1990	244	2763	11.3	11
1991	217	2684	12.4	15
1992	230	2805	12.2	16
1993	308	3709	12.0	27
1994	255	3358	13.2	18
1995	212	2684	12.7	19
1996	232	2574	11.1	12
1997	226	2683	11.9	15
1998	263	3516	13.4	22
1999	237	3712	15.7	25
2000	186	2605	14.0	20
2001	193	2981	15.4	26
2002	190	1960	10.3	14
2003	189	2059	10.9	12
2004	208	2720	13.1	13
2005	207	2463	11.9	18
2006	167	2002	12.0	10
2007	227	2536	11.2	12
2008	162	1826	11.3	11
2009	174	2722	15.6	14
2010	266	3363	12.6	32
2011	297	3623	12.2	38
2012	240	2802	11.7	19
2013	190	2771	14.6	21

Scoring

Year	TD	1XP	2XP	FG	Saf.	Total
1951	33	28	0	1	0	229
1952	27	25	0	0	0	187
1953	36	30	0	0	0	246
1954	19	9	0	0	0	123
1955	29	22	0	0	1	198
1956	33	20	0	0	0	218
1957	34	23	0	0	0	227
1958	13	6	3	1	0	93
1959	32	21	5	3	0	232
1960	15	8	2	3	0	111
1961	14	9	0	4	0	105
1962	17	7	3	3	0	124
1963	18	12	4	8	1	154
1964	18	15	0	9	0	150
1965	18	13	1	7	0	144
1966	19	13	2	6	0	149
1967	20	17	1	6	0	157
1968	36	30	2	6	0	268
1969	46	41	0	10	1	349
1970	45	36	2	11	0	343
1971	31	25	1	16	0	261
1972	34	26	2	10	1	266
1973	28	22	0	18	0	244
1974	22	20	0	15	0	197
1975	42	33	3	9	2	322
1976	29	25	1	12	1	239
1977	35	30	2	13	1	285
1978	42	29	2	13	1	326
1979	34	31	0	8	0	259
1980	42	35	1	7	1	312
1981	41	30	1	12	0	314
1982	41	36	2	14	0	328
1983	19	13	1	10	0	159
1984	28	23	2	14	1	239
1985	30	25	1	12	1	245
1986	38	35	1	4	1	279
1987	31	25	2	15	1	262
1988	26	25	0	19	0	238
1989	18	15	3	18	2	187
1990	32	23	3	14	0	263
1991	49	46	0	8	2	368
1992	38	35	1	17	2	320
1993	37	34	1	11	0	291
1994	43	35	2	10	0	327
1995	43	34	2	16	0	344
1996	29	26	2	13	2	247
1997	37	31	2	5	2	276
1998	33	29	1	10	1	261
1999	53	49	0	15	3	418
2000	35	26	1	7	1	261
2001	55	48	4	12	0	422
2002	28	24	3	9	0	225
2003	24	21	0	7	0	186
2004	28	22	2	16	0	242
2005	32	32	0	15	0	269
2006	15	13	0	8	0	127
2007	27	26	0	15	1	235
2008	39	35	0	14	2	315
2009	59	53	3	16	0	461
2010	68	61	2	17	0	524
2011	73	68	1	17	1	561
2012	49	45	0	17	0	390
2013	56	54	0	20	1	452

Kick Returns

Year	No.	Yds.	Avg.	TD
1951	34	599	17.6	NA
1952	38	700	18.4	NA
1953	29	441	15.2	NA
1954	40	666	16.6	NA
1955	27	539	20.0	NA
1956	35	605	17.3	NA
1957	26	588	22.6	NA
1958	38	649	17.1	NA
1959	43	673	15.7	NA
1960	46	852	18.5	NA
1961	32	493	15.4	0
1962	31	514	16.6	0
1963	35	689	19.7	0
1964	30	683	22.8	0
1965	31	608	19.6	0
1966	31	575	18.6	0
1967	39	770	19.7	1
1968	34	605	17.8	1
1969	30	598	19.6	0
1970	40	728	18.2	0
1971	33	649	19.7	1
1972	36	712	19.8	1
1973	44	976	22.2	1
1974	45	871	19.4	0
1975	46	940	20.4	0
1976	35	644	18.4	0
1977	43	744	17.3	0
1978	25	463	18.5	0
1979	32	640	20.0	0
1980	36	722	20.1	0
1981	29	670	23.1	0
1982	39	725	18.5	0
1983	35	687	19.6	0
1984	34	725	21.3	0
1985	44	919	20.8	0
1986	38	743	19.6	1
1987	46	836	18.2	0
1988	46	937	20.4	1
1989	48	927	19.3	0
1990	41	878	21.4	0
1991	33	725	22.0	0
1992	25	482	19.3	0
1993	59	1214	20.6	0
1994	55	1080	19.6	1
1995	45	1212	26.9	2
1996	38	817	21.5	1
1997	34	845	24.9	0
1998	52	1032	19.8	0
1999	46	985	21.4	0
2000	38	767	20.2	0
2001	44	957	21.8	0
2002	44	803	18.2	0
2003	43	892	20.7	0
2004	38	936	24.6	1
2005	41	906	22.1	2
2006	48	859	17.9	0
2007	64	1375	21.5	0
2008	57	1274	22.4	0
2009	58	1597	27.5	3
2010	43	936	21.8	0
2011	44	992	22.5	1
2012	32	739	23.1	0
2013	43	1178	27.4	2

Punt Returns

Year	No.	Yds.	Avg.	TD
1951	24	175	7.3	NA
1952	29	242	9.3	NA
1953	18	171	9.5	NA
1954	24	165	6.8	NA
1955	20	149	7.5	NA
1956	29	378	13.0	NA
1957	24	295	12.3	NA
1958	31	161	5.2	NA
1959	17	99	5.8	NA
1960	19	161	8.5	NA
1961	19	98	5.2	0
1962	14	112	8.0	0
1963	20	322	16.1	1
1964	23	192	8.3	0
1965	28	225	8.0	1
1966	20	147	7.4	0
1967	46	369	8.0	0
1968	40	349	8.7	0
1969	43	357	8.3	1
1970	36	482	13.4	1
1971	38	279	7.3	0
1972	40	321	8.0	0
1973	23	306	13.3	1
1974	32	236	7.4	0
1975	28	298	10.6	2
1976	25	160	6.4	0
1977	24	145	6.0	0
1978	32	343	10.7	0
1979	26	152	5.8	0
1980	24	106	4.1	0
1981	34	208	6.1	0
1982	14	162	11.5	1
1983	13	78	6.0	0
1984	21	123	5.9	1
1985	22	149	6.7	0
1986	36	458	12.7	1
1987	32	503	15.7	2
1988	31	232	7.5	0
1989	35	242	6.9	1
1990	24	267	11.1	1
1991	31	392	12.6	1
1992	39	613	15.7	3
1993	25	128	5.1	0
1994	23	160	7.0	0
1995	28	262	9.4	0
1996	37	423	11.4	1
1997	33	460	13.9	2
1998	20	166	8.3	0
1999	28	199	7.1	1
2000	28	258	9.2	3
2001	24	353	14.7	0
2002	27	237	8.8	0
2003	36	325	9.0	1
2004	29	270	9.3	1
2005	27	178	6.6	1
2006	13	73	5.6	0
2007	28	177	6.3	0
2008	21	222	10.6	1
2009	30	229	7.6	1
2010	26	261	10.0	0
2011	19	215	11.3	0
2012	25	299	12.0	1
2013	18	147	8.2	0

Punting

Year	G	No.	Yds.	Avg.
1951	11	54	2107	39.0
1952	10	46	1605	34.9
1953	10	42	1546	36.8
1954	10	33	1098	33.2
1955	10	36	1312	36.4
1956	10	34	1126	33.1
1957	10	32	1045	32.7
1958	10	52	1808	34.8
1959	10	33	1315	39.8
1960	10	52	1982	38.1
1961	10	51	1718	33.7
1962	10	61	2041	33.5
1963	10	52	1914	36.8
1964	10	48	1966	41.0
1965	10	56	2313	41.4
1966	10	52	2090	40.2
1967	10	66	2370	35.9
1968	10	48	1928	40.2
1969	10	50	1917	38.4
1970	12	53	1830	34.5
1971	12	66	2436	36.9
1972	11	76	2928	38.5
1973	11	76	2956	38.9
1974	11	74	2679	36.2
1975	11	65	2164	33.3
1976	11	66	2627	39.8
1977	12	49	1992	40.7
1978	12	65	2310	35.5
1979	11	62	2628	42.4
1980	11	48	1934	40.3
1981	11	56	1983	35.4
1982	11	58	2245	38.7
1983	11	69	2768	40.1
1984	11	60	2354	39.2
1985	11	55	2119	38.5
1986	12	69	2790	40.4
1987	11	53	2305	43.5
1988	11	56	1996	35.6
1989	11	62	2260	36.5
1990	11	55	2134	38.8
1991	12	63	2363	37.5
1992	13	89	3724	41.8
1993	11	63	2661	42.2
1994	11	44	1781	40.5
1995	12	60	2204	36.7
1996	12	68	2750	40.4
1997	11	59	2556	43.3
1998	11	71	2826	39.8
1999	12	71	2576	36.3
2000	11	78	2737	35.1
2001	12	58	2083	35.9
2002	11	58	2306	39.8
2003	11	86	3687	42.9
2004	11	66	2728	41.3
2005	11	67	2723	40.6
2006	12	68	2640	38.8
2007	12	78	3215	41.2
2008	12	53	2116	39.9
2009	13	38	1534	40.4
2010	13	32	1347	42.1
2011	13	37	1511	40.8
2012	14	75	3216	42.9
2013	14	52	2230	42.9

Scoring Defense

Year	TD	1XP	2XP	FG	Saf.	Total
1953	22	13	0	1	0	148
1954	34	20	0	1	1	229
1955	20	12	0	1	0	135
1956	32	21	0	0	0	213
1957	24	14	0	0	0	158
1958	32	8	9	2	1	226
1959	37	15	9	2	0	261
1960	36	25	2	3	0	254
1961	24	12	1	1	1	163
1962	24	15	2	3	1	174
1963	26	17	2	6	2	199
1964	19	8	2	4	0	138
1965	21	17	0	2	0	149
1966	19	13	2	5	0	146
1967	22	21	0	8	1	179
1968	23	13	1	3	0	162
1969	23	20	1	4	0	172
1970	25	21	3	9	1	206
1971	17	10	0	7	1	135
1972	23	17	2	8	0	183
1973	29	27	1	11	2	240
1974	27	24	0	14	0	228
1975	34	27	3	14	0	279
1976	38	27	3	7	1	284
1977	37	34	1	7	0	279
1978	27	23	0	12	0	221
1979	30	22	3	9	2	239
1980	37	26	3	7	0	275
1981	36	34	0	9	2	281
1982	38	34	0	11	1	297
1983	32	24	1	23	3	293
1984	35	25	4	12	0	279
1985	40	37	1	10	2	313
1986	23	18	1	11	0	191
1987	32	25	2	15	1	268
1988	25	20	2	14	0	216
1989	31	25	1	15	0	258
1990	35	32	3	12	0	284
1991	33	31	1	5	0	246
1992	26	18	1	6	1	196
1993	50	37	2	16	0	389
1994	44	38	3	17	0	359
1995	38	35	1	14	0	307
1996	28	26	0	11	1	229
1997	40	31	3	12	2	317
1998	48	47	0	10	0	365
1999	48	38	4	10	0	364
2000	39	28	2	8	2	294
2001	43	38	2	13	0	339
2002	44	40	1	23	1	377
2003	43	39	1	7	2	324
2004	28	25	1	12	1	233
2005	46	37	2	6	1	337
2006	46	45	0	18	1	377
2007	39	37	1	22	0	339
2008	40	37	2	16	0	329
2009	44	42	0	13	0	345
2010	29	27	1	7	1	226
2011	37	32	2	9	0	285
2012	28	26	1	15	0	241
2013	31	27	1	17	0	266

Total Defense

Year	G	Rush	Pass	Total	Avg.
1953	10	1704	1036	2740	274.0
1954	10	1897	1193	3090	309.0
1955	10	1473	950	2423	242.3
1956	10	2230	850	3080	308.0
1957	10	1800	1306	3106	310.6
1958	10	2466	897	3363	336.3
1959	10	2328	1280	3608	360.8
1960	10	2265	1127	3392	339.2
1961	10	2146	770	2916	291.6
1962	10	1598	1098	2696	269.6
1963	10	1746	1380	3126	312.6
1964	10	1367	1308	2675	267.5
1965	10	1404	957	2361	236.1
1966	10	1519	1284	2803	280.3
1967	10	1546	1212	2758	275.8
1968	10	1596	1340	2936	293.6
1969	10	1102	1832	2934	293.4
1970	12	1791	2149	3940	328.3
1971	12	1546	1168	2714	226.2
1972	11	2053	1237	3290	299.1
1973	11	2432	1329	3761	341.9
1974	11	2117	1499	3616	328.7
1975	11	2541	1744	4285	389.5
1976	11	2020	1825	3845	349.5
1977	12	2976	1813	4789	399.1
1978	12	2469	1700	4169	347.4
1979	11	2413	1603	4016	365.1
1980	11	2298	2152	4450	404.5
1981	11	1442	2411	3853	350.2
1982	11	2346	2368	4714	428.5
1983	11	2361	1839	4200	381.8
1984	11	1569	2499	4068	369.8
1985	11	2034	2225	4259	387.1
1986	12	1350	2536	3886	323.8
1987	11	1677	2806	4483	407.6
1988	11	1871	2309	4180	380.0
1989	11	1374	2760	4134	375.8
1990	11	1725	2295	4020	365.5
1991	12	1635	2227	3862	321.8
1992	13	1607	2025	3632	279.4
1993	11	2517	2602	5119	465.4
1994	11	2136	2310	4446	404.2
1995	12	2154	2732	4886	407.2
1996	12	1508	2599	4107	342.3
1997	11	1827	2420	4247	386.1
1998	11	1987	2892	4879	443.5
1999	12	1853	3459	5312	442.7
2000	11	1614	2410	4024	365.8
2001	12	1343	3289	4632	386.0
2002	11	1460	2772	4232	384.7
2003	11	1513	3259	4772	433.8
2004	11	1577	2738	4315	392.3
2005	11	1716	3145	4861	441.9
2006	12	2526	2124	4650	387.5
2007	12	2032	3194	5226	435.5
2008	12	1835	2720	4555	379.6
2009	13	1793	3442	5235	402.7
2010	13	1571	2626	4197	322.8
2011	13	1097	3292	4389	337.6
2012	14	1358	3349	4707	336.2
2013	14	1251	3553	4804	343.1

Pass Defense

Year	G	PA	PC	Int.	Yds.	Pct.	TD
1953	10	199	81	20	1036	.407	6
1954	10	176	93	13	1193	.528	8
1955	10	142	60	13	950	.423	5
1956	10	127	53	5	850	.417	7
1957	10	178	90	12	1306	.506	11
1958	10	141	64	14	897	.454	9
1959	10	168	92	11	1280	.548	11
1960	10	133	70	6	1127	.526	11
1961	10	126	52	16	770	.413	3
1962	10	164	70	14	1098	.427	9
1963	10	186	105	12	1380	.565	12
1964	10	231	121	19	1308	.524	7
1965	10	158	71	11	957	.449	6
1966	10	219	111	15	1284	.507	6
1967	10	202	94	18	1212	.465	4
1968	10	241	98	19	1340	.407	4
1969	10	297	145	19	1832	.488	9
1970	12	387	192	18	2149	.496	10
1971	12	253	99	22	1168	.391	4
1972	11	267	113	26	1237	.423	8
1973	11	264	114	18	1329	.432	7
1974	11	249	110	17	1499	.442	5
1975	11	252	116	16	1744	.460	11
1976	11	307	142	14	1825	.463	12
1977	12	254	145	13	1813	.571	11
1978	12	285	131	20	1700	.460	10
1979	11	286	142	16	1603	.497	8
1980	11	270	153	13	2152	.567	9
1981	11	310	181	8	2411	.584	18
1982	11	320	161	22	2368	.503	16
1983	11	269	155	11	1839	.576	10
1984	11	328	176	18	2499	.537	14
1985	11	291	164	13	2225	.564	12
1986	12	389	223	22	2536	.573	8
1987	11	348	209	18	2806	.601	17
1988	11	313	184	21	2309	.588	7
1989	11	362	197	12	2760	.544	15
1990	11	288	159	9	2295	.552	17
1991	12	327	183	8	2227	.560	15
1992	13	394	174	20	2025	.442	10
1993	11	289	166	9	2602	.574	18
1994	11	297	176	10	2310	.593	22
1995	12	444	235	15	2732	.529	14
1996	12	391	204	22	2599	.522	14
1997	11	364	201	13	2420	.552	20
1998	11	336	192	15	2892	.571	17
1999	12	428	230	17	3459	.537	21
2000	11	335	177	17	2410	.528	16
2001	12	471	225	16	3289	.478	22
2002	11	364	204	16	2772	.560	22
2003	11	459	250	9	3259	.545	23
2004	11	372	222	16	2738	.597	13
2005	11	388	236	12	3145	.608	21
2006	12	325	196	7	2124	.603	14
2007	12	418	256	11	3194	.612	18
2008	12	385	243	7	2720	.631	18
2009	13	455	286	8	3442	.629	23
2010	13	424	241	18	2626	.568	16
2011	13	452	279	7	3292	.617	18
2012	14	550	336	15	3349	.611	13
2013	14	554	344	13	3553	.621	22


Lester Archambeau

Rush Defense

Year	G	Att.	Yds.	Avg.	TD
1953	10	443	1704	3.8	--
1954	10	433	1897	4.4	--
1955	10	424	1473	3.5	12
1956	10	541	2230	4.1	23
1957	10	490	1800	3.7	13
1958	10	580	2466	4.3	22
1959	10	519	2328	4.5	24
1960	10	490	2265	4.6	22
1961	10	466	2146	4.6	18
1962	10	446	1598	3.6	11
1963	10	468	1746	3.7	12
1964	10	429	1367	3.2	12
1965	10	416	1404	3.4	14
1966	10	467	1519	3.3	11
1967	10	475	1546	3.3	13
1968	10	481	1596	3.3	18
1969	10	421	1102	2.6	12
1970	12	597	1791	3.0	14
1971	12	593	1546	2.6	11
1972	11	574	2053	3.6	15
1973	11	582	2432	4.2	22
1974	11	596	2117	3.6	19
1975	11	604	2541	4.2	20
1976	11	502	2020	4.0	24
1977	12	619	2976	4.8	24
1978	12	613	2469	4.0	12
1979	11	557	2413	4.3	21
1980	11	511	2298	4.5	27
1981	11	466	1442	3.1	16
1982	11	534	2346	4.4	21
1983	11	570	2361	4.1	15
1984	11	478	1569	3.3	20
1985	11	496	2034	4.1	27
1986	12	463	1350	2.9	15
1987	11	463	1677	3.6	14
1988	11	498	1871	3.8	17
1989	11	425	1374	3.2	13
1990	11	442	1725	3.9	16
1991	12	492	1635	3.3	17
1992	13	502	1607	3.2	13
1993	11	567	2517	4.4	30
1994	11	486	2136	4.4	20
1995	12	510	2154	4.2	22
1996	12	490	1508	3.1	12
1997	11	434	1827	4.2	19
1998	11	448	1987	4.4	26
1999	12	497	1853	3.7	22
2000	11	413	1614	3.9	19
2001	12	376	1343	3.6	14
2002	11	392	1460	3.7	18
2003	11	375	1513	4.0	16
2004	11	435	1577	3.6	14
2005	11	433	1716	4.0	23
2006	12	519	2526	4.9	26
2007	12	480	2032	4.2	19
2008	12	427	1835	4.3	20
2009	13	424	1793	4.2	19
2010	13	406	1571	3.9	12
2011	13	363	1097	3.0	16
2012	14	446	1358	3.0	15
2013	14	435	1251	2.9	8

Interceptions

Year	No.	Yds.	Avg.	TD
1951	20	65	3.3	NA
1952	22	378	17.2	NA
1953	20	139	7.0	NA
1954	13	514	39.5	NA
1955	13	215	16.5	0
1956	5	39	7.8	0
1957	12	198	16.5	0
1958	11	91	8.3	0
1959	11	125	11.4	0
1960	6	78	13.0	0
1961	16	200	12.5	0
1962	14	141	10.1	0
1963	12	49	4.1	0
1964	19	223	11.7	2
1965	11	168	15.3	0
1966	15	164	10.9	0
1967	18	159	8.8	1
1968	19	181	9.5	0
1969	19	198	10.4	2
1970	18	221	12.3	2
1971	22	230	10.5	0
1972	26	362	13.9	2
1973	18	108	6.0	0
1974	17	115	6.8	0
1975	16	262	16.4	2
1976	14	131	9.4	1
1977	13	118	9.1	0
1978	20	245	11.7	1
1979	16	201	12.6	0
1980	13	102	7.8	0
1981	8	54	6.8	1
1982	22	224	10.1	1
1983	11	66	6.0	1
1984	18	226	12.6	1
1985	13	146	11.2	1
1986	22	262	11.9	1
1987	18	137	7.6	0
1988	21	236	11.2	1
1989	12	69	5.8	0
1990	9	67	7.5	0
1991	8	88	11.0	1
1992	20	234	11.7	2
1993	9	139	15.4	1
1994	10	93	9.3	0
1995	15	126	8.4	0
1996	22	265	12.0	2
1997	13	200	15.4	2
1998	15	110	7.3	0
1999	17	289	17.0	2
2000	17	136	8.0	0
2001	16	108	6.8	0
2002	16	266	16.6	1
2003	9	95	10.6	0
2004	16	123	7.7	0
2005	12	70	5.8	1
2006	7	147	21.0	2
2007	11	100	9.1	1
2008	7	102	14.6	1
2009	8	152	19.0	2
2010	18	153	8.5	1
2011	7	131	18.7	1
2012	15	359	23.1	4
2013	13	172	13.2	3

Sacks

Year	No.	Yds.
1974	37.0	--
1975	NA	--
1976	41.0	--
1977	13.0	--
1978	27.0	--
1979	17.0	--
1980	15.0	--
1981	22.0	--
1982	27.0	--
1983	13.5	--
1984	27.5	233
1985	17.5	112
1986	40.5	217
1987	33.0	222
1988	41.0	299
1989	20.0	147
1990	31.0	210
1991	17.0	112
1992	39.0	242
1993	17.0	117
1994	31.0	99
1995	22.0	120
1996	39.0	259
1997	32.0	193
1998	28.0	193
1999	48.0	366
2000	30.0	209
2001	21.0	165
2002	24.0	222
2003	22.0	158
2004	30.0	231
2005	32.0	212
2006	14.0	111
2007	37.0	284
2008	34.0	252
2009	21.0	173
2010	36.0	241
2011	39.0	301
2012	57.0	346
2013	44.0	310

Garin Veris

Year-by-Year Records

		Overall			Conference			Points		
Year	Coach	W	L	T	W	L	T	Finish	Stan.	Opp.
1891	None	3	1	0	–	–	–	–	52	26
1892	Walter Camp	1	0	2	–	–	–	–	44	29
1893	"Pop" Bliss	8	0	1	–	–	–	–	284	17
1894	Walter Camp	6	3	0	–	–	–	–	100	52
1895	Walter Camp	4	0	1	–	–	–	–	34	8
1896	H.P. Cross	2	1	1	–	–	–	–	30	4
1897	G.H. Brooke	4	1	0	–	–	–	–	54	26
1898	H.P. Cross	5	3	1	–	–	–	–	93	62
1899	Burr Chamberlain	2	5	2	–	–	–	–	61	78
1900	Fielding H. Yost	7	2	1	–	–	–	–	154	20
1901	C.M. Fickert	3	2	2	–	–	–	–	34	57
1902	C.L. Clemans	6	1	0	–	–	–	–	111	37
1903	James F. Lanagan	8	0	3	–	–	–	–	199	6
1904	James F. Lanagan	7	2	1	–	–	–	–	206	10
1905	James F. Lanagan	8	0	0	–	–	–	–	138	13
1906+	James F. Lanagan	6	2	1	–	–	–	–	87	29
1907+	James F. Lanagan	8	4	0	–	–	–	–	133	93
1908+	James F. Lanagan	12	2	0	–	–	–	–	218	39
1909+	George Presley	8	1	0	–	–	–	–	233	22
1910+	George Presley	7	1	0	–	–	–	–	189	25
1911+	George Presley	10	3	0	–	–	–	–	235	60
1912+	George Presley	5	3	1	–	–	–	–	88	42
1913+	Floyd C. Brown	8	3	0	–	–	–	–	214	149
1914+	Floyd C. Brown	10	0	0	–	–	–	–	288	43
1915+	Floyd C. Brown	10	0	1	–	–	–	–	370	64
1916+	Floyd C. Brown	9	1	0	–	–	–	–	256	109
1917+	Jim Wylie	1	0	0	–	–	–	–	15	11
1918	No official schedule	–	–	–	–	–	–	–	–	–
1919	Bob Evans	4	3	0	1	1	0	5th	130	46
1920	Walter Powell	4	3	0	2	1	0	2nd	82	65
1921	C.E. Van Gent	4	2	2	1	1	1	3rd	100	97
1922	Andrew Kerr	4	5	0	1	3	0	t-5th	63	96
1923	Andrew Kerr	7	2	0	2	2	0	t-4th	284	46
1924	Glenn "Pop" Warner	7	1	1	3	0	1	1st	179	69
1925	Glenn "Pop" Warner	7	2	0	4	1	0	2nd	231	71
1926	Glenn "Pop" Warner	10	0	1	4	0	0	1st	268	73
1927	Glenn "Pop" Warner	8	2	1	4	0	1	t-1st	162	82
1928	Glenn "Pop" Warner	8	3	1	4	1	1	3rd	274	69
1929	Glenn "Pop" Warner	9	2	0	5	1	0	2nd	288	53
1930	Glenn "Pop" Warner	9	1	1	4	1	0	3rd	252	69
1931	Glenn "Pop" Warner	7	2	2	2	2	1	6th	160	44
1932	Glenn "Pop" Warner	6	4	1	1	3	1	7th	171	58
1933	C.E. Thornhill	8	2	1	4	1	0	1st	131	43
1934	C.E. Thornhill	9	1	1	5	0	0	1st	224	43
1935	C.E. Thornhill	8	1	0	4	1	0	t-1st	121	13
1936	C.E. Thornhill	2	5	2	2	3	2	5th	80	109
1937	C.E. Thornhill	4	3	2	4	2	1	2nd	68	53
1938	C.E. Thornhill	3	6	0	2	5	0	8th	67	92
1939	C.E. Thornhill	1	7	1	0	6	1	9th	54	146
1940	Clark Shaughnessy	10	0	0	7	0	0	1st	196	85
1941	Clark Shaughnessy	6	3	0	4	3	0	4th	160	95
1942	Marchmont Schwartz	6	4	0	5	2	0	3rd	204	121
1943	No schedule – WW II	–	–	–	–	–	–	–	–	–
1944	No schedule – WW II	–	–	–	–	–	–	–	–	–
1945	No schedule – WW II	–	–	–	–	–	–	–	–	–
1946	Marchmont Schwartz	6	3	1	3	3	1	5th	222	148
1947	Marchmont Schwartz	0	9	0	0	7	0	10th	72	214
1948	Marchmont Schwartz	4	6	0	3	4	0	5th	164	159
1949	Marchmont Schwartz	7	3	1	4	2	0	t-3rd	366	121
1950	Marchmont Schwartz	5	3	2	2	2	2	4th	188	123
1951	Charles A. Taylor	9	2	0	6	1	0	1st	229	181
1952	Charles A. Taylor	5	5	0	2	5	0	t-6th	187	226
1953	Charles A. Taylor	6	3	1	5	1	1	2nd	246	148
1954	Charles A. Taylor	4	6	0	2	4	0	4th	123	229
1955	Charles A. Taylor	6	3	1	3	2	1	3rd	198	135
1956	Charles A. Taylor	4	6	0	3	4	0	6th	218	213
1957	Charles A. Taylor	6	4	0	4	3	0	5th	227	158
1958	Jack C. Curtice	2	8	0	2	5	0	7th	93	226
1959	Jack C. Curtice	3	7	0	0	4	0	5th	232	261
1960	Jack C. Curtice	0	10	0	0	4	0	5th	111	254
1961	Jack C. Curtice	4	6	0	1	3	0	t-4th	105	163
1962	Jack C. Curtice	5	5	0	2	3	0	4th	124	174
1963	John Ralston	3	7	0	1	4	0	6th	154	199
1964	John Ralston	5	5	0	3	4	0	5th	150	138
1965	John Ralston	6	3	1	2	3	0	t-5th	144	149
1966	John Ralston	5	5	0	1	4	0	8th	149	146
1967	John Ralston	5	5	0	3	4	0	t-4th	157	179
1968	John Ralston	6	3	1	3	3	1	3rd	268	162
1969	John Ralston	7	2	1	5	1	1	t-2nd	349	172
1970	John Ralston	9	3	0	6	1	0	1st	343	206
1971	John Ralston	9	3	0	6	1	0	1st	261	135
1972	Jack Christiansen	6	5	0	2	5	0	t-6th	266	183
1973	Jack Christiansen	7	4	0	5	2	0	3rd	244	240
1974	Jack Christiansen	5	4	2	5	1	1	2nd	197	228
1975	Jack Christiansen	6	4	1	5	2	0	t-3rd	322	279
1976	Jack Christiansen	6	5	0	5	2	0	3rd	239	284
1977	Bill Walsh	9	3	0	5	2	0	t-2nd	285	279
1978	Bill Walsh	8	4	0	4	3	0	t-4th	326	221
1979	Rod Dowhower	5	5	1	3	3	1	6th	259	239
1980	Paul Wiggin	6	5	0	3	4	0	t-6th	312	275
1981	Paul Wiggin	4	7	0	4	4	0	t-6th	314	281
1982	Paul Wiggin	5	6	0	3	5	0	7th	328	297
1983	Paul Wiggin	1	10	0	1	7	0	10th	159	293
1984	Jack Elway	5	6	0	3	5	0	t-7th	239	279
1985	Jack Elway	4	7	0	3	5	0	t-7th	245	313
1986	Jack Elway	8	4	0	5	3	0	t-4th	279	191
1987	Jack Elway	5	6	0	4	4	0	t-6th	262	268
1988	Jack Elway	3	6	2	1	5	2	9th	238	216
1989	Dennis Green	3	8	0	3	5	0	t-7th	187	258
1990	Dennis Green	5	6	0	4	4	0	t-6th	263	284
1991	Dennis Green	8	4	0	6	2	0	t-2nd	368	246
1992	Bill Walsh	10	3	0	6	2	0	t-1st	320	196
1993	Bill Walsh	4	7	0	2	6	0	t-8th	291	389
1994	Bill Walsh	3	7	1	2	6	0	t-8th	327	359
1995	Tyrone Willingham	7	4	1	5	3	0	4th	344	307
1996	Tyrone Willingham	7	5	0	5	3	0	3rd	247	229
1997	Tyrone Willingham	5	6	0	3	5	0	t-7th	276	317
1998	Tyrone Willingham	3	8	0	2	6	0	t-8th	261	365
1999	Tyrone Willingham	8	4	0	7	1	0	1st	418	364
2000	Tyrone Willingham	5	6	0	4	4	0	4th	261	294
2001	Tyrone Willingham	9	3	0	6	2	0	t-2nd	422	339
2002	Buddy Teevens	2	9	0	1	7	0	t-9th	225	377
2003	Buddy Teevens	4	7	0	2	6	0	t-8th	186	324
2004	Buddy Teevens	4	7	0	2	6	0	t-8th	242	233
2005	Walt Harris	5	6	0	4	4	0	t-4th	269	337
2006	Walt Harris	1	11	0	1	8	0	10th	127	377
2007	Jim Harbaugh	4	8	0	3	6	0	t-7th	235	339
2008	Jim Harbaugh	5	7	0	4	5	0	t-6th	315	329
2009	Jim Harbaugh	8	5	0	6	3	0	t-2nd	461	345
2010	Jim Harbaugh	12	1	0	8	1	0	2nd	524	226
2011	David Shaw	11	2	0	8	1	0	t-1st*	561	285
2012	David Shaw	12	2	0	8	1	0	1st*	390	241
2013	David Shaw	11	3	0	7	2	0	1st*	452	266
Totals	**119 seasons**	**699**	**460**	**52**	**317**	**283**	**21**		**25,357**	**19,459**

* denotes finish in North Division
\+ rugby

Coaching Records

Coach	Seasons	Years	Won	Lost	Tied	Pct.
No Coach	1891	1	3	1	0	.750
Walter Camp	1892, '94-95	3	11	3	3	.735
Pop Bliss	1893	1	8	0	1	.944
H.P. Cross	1896, '98	2	7	4	2	.615
G.H. Brooke	1897	1	4	1	0	.800
Burr Chamberlain	1899	1	2	5	2	.333
Fielding H. Yost	1900	1	7	2	1	.750
C.M. Fickert	1901	1	3	2	2	.571
C.L. Clemans	1902	1	6	1	0	.857
James F. Lanagan	1903-08	6	49	10	5	.804
George Presley	1909-12	4	30	8	1	.782
Floyd C. Brown	1913-16	4	37	4	1	.892
Jim Wylie	1917	1	1	0	0	1.000
Bob Evans	1919	1	4	3	0	.571
Walter Powell	1920	1	4	3	0	.571
C.E. Van Gent	1921	1	4	2	2	.625
Andrew Kerr	1922-23	2	11	7	0	.611
Glenn "Pop" Warner	1924-32	9	71	17	8	.781
C.E. Thornhill	1933-39	7	35	25	7	.574
Clark Shaughnessy	1940-41	2	16	3	0	.842
Marchmont Schwartz	1942, '46-50	6	28	28	4	.500
Charles A. Taylor	1951-57	7	40	29	2	.577
Jack C. Curtice	1958-62	5	14	36	0	.280
John Ralston	1963-71	9	55	36	3	.601
Jack Christiansen	1972-76	5	30	22	3	.573
Rod Dowhower	1979	1	5	5	1	.500
Paul Wiggin	1980-83	4	16	28	0	.364
Jack Elway	1984-88	5	25	29	2	.463
Dennis Green	1989-91	3	16	18	0	.471
Bill Walsh	1977-78, '92-94	5	34	24	1	.585
Tyrone Willingham	1995-2001	7	44	36	1	.549
Buddy Teevens	2002-04	3	10	23	0	.303
Walt Harris	2005-06	2	6	17	0	.261
Jim Harbaugh	2007-10	4	29	21	0	.580
David Shaw	2011-present	3	34	7	0	.829
Totals		**119**	**699**	**460**	**52**	**.599**

National Championships

Year	Coach	Overall Record	League Record	Bowl
1926	Pop Warner	10-0-1	4-0-0	Rose
1940	Clark Shaughnessy	10-0-0	7-0-0	Rose

Note: The 1926 team was declared national champions by the Dickinson System, Helms Athletic Foundation, National Championship Foundation and Sagarin Ratings. Although Minnesota was declared national champions in the final 1940 Associated Press Poll, which was the best-known and most widely circulated poll of sportswriters and broadcasters in determining the national champion, Stanford was recognized as national champions by the Billingsley Report, Helms Athletic Foundation and Polling System.

Conference Championships

Year	Conference	Coach	Overall Record	League Record	Bowl
1924	Pacific Coast	Pop Warner	7-1-1	3-0-1	None
1926	Pacific Coast	Pop Warner	10-0-1	4-0-0	Rose
1927	Pacific Coast	Pop Warner	8-2-1	4-0-1 (tie)	Rose
1933	Pacific Coast	C.E. Thornhill	8-2-1	4-1-0 (tie)	Rose
1934	Pacific Coast	C.E. Thornhill	9-1-1	5-0-0	Rose
1935	Pacific Coast	C.E. Thornhill	8-1-0	4-1-0 (tie)	Rose
1940	Pacific Coast	Clark Shaughnessy	10-0-0	7-0-0	Rose
1951	Pacific Coast	Charles Taylor	9-2-0	6-1-0	Rose
1970	Pacific-8	John Ralston	9-3-0	6-1-0	Rose
1971	Pacific-8	John Ralston	9-3-0	6-1-0	Rose
1992	Pacific-10	Bill Walsh	10-3-0	6-2-0 (tie)	Blockbuster
1999	Pacific-10	Tyrone Willingham	8-4-0	7-1-0	Rose
2012	Pacific-12	David Shaw	12-2-0	8-1-0	Rose
2013	Pacific-12	David Shaw	11-3-0	7-2-0	Rose

Best Seasons

Unbeaten/Untied

Year	Record	Coach	Final AP Ranking
1905	8-0-0	James F. Lanagan	—
1940	10-0-0	Clark Shaughnessy	2

Unbeaten

Year	Record	Coach	Final AP Ranking
1892	1-0-2	Walter Camp	—
1893	8-0-1	Pop Bliss	—
1895	4-0-1	Walter Camp	—
1903	8-0-3	James F. Lanagan	—
1926	10-0-1	Pop Warner	—

12-Win Seasons

Year	Record	Coach	Final AP Ranking
2010	12-1-0	Jim Harbaugh	4th
2012	12-2-0	David Shaw	7th

11-Win Seasons

Year	Record	Coach	Final AP Ranking
2011	11-2-0	David Shaw	7th
2013	11-3-0	David Shaw	11th

10-Win Seasons

Year	Record	Coach	Final AP Ranking
1926	10-0-1	Pop Warner	—
1940	10-0-0	Clark Shaughnessy	2
1992	10-3-0	Bill Walsh	9

Nine-Win Seasons

Year	Record	Coach	Final AP Ranking
1929	9-2-0	Pop Warner	—
1930	9-1-1	Pop Warner	—
1934	9-1-1	C.E. Thornhill	—
1951	9-2-0	Chuck Taylor	7
1970	9-3-0	John Ralston	8
1971	9-3-0	John Ralston	10
1977	9-3-0	Bill Walsh	15
2001	9-3-0	Tyrone Willingham	16

One-Loss Seasons

Year	Record	Coach	Final AP Ranking
1891	3-1-0	None	—
1896	2-1-1	H.P. Cross	—
1897	4-1-0	G.H. Brooke	—
1902	6-1-0	C.L. Clemens	—
1924	7-1-1	Pop Warner	—
1930	9-1-1	Pop Warner	—
1934	9-1-1	C.E. Thornhill	—
1935	8-1-0	C.E. Thornhill	—
2010	12-1-0	Jim Harbaugh	4th

Figures do not include rugby years from 1906-17.

All-Time Records vs. Opponents

Opponent	Won	Lost	Tied	First Game	Last Game
Air Force	4	3	0	1958	1970
Alabama	0	1	1	1927	1935
Arizona	14	14	0	1979	2012
Arizona State	13	16	0	1978	2013
Arkansas	1	0	0	1970	1970
Army	6	5	0	1928	2013
Boston College	2	2	0	1979	2002
BYU	2	0	0	2003	2004
California	59	46	11	1892	2013
Cal Tech	3	0	0	1926	1930
Chicago	1	1	0	1894	1894
Clemson	0	1	0	1986	1986
Colorado	5	3	0	1904	2012
Columbia	0	2	1	1904	1937
Cornell	1	0	0	1991	1991
Dartmouth	4	0	0	1930	1939
Duke	3	1	0	1971	2012
East Carolina	0	1	0	1995	1995
Fresno State	3	0	0	1926	1928
Georgia	1	0	0	1978	1978
Georgia Tech	0	2	0	1991	2001
Harvard	1	0	0	1949	1949
Hawai'i	3	0	0	1946	1972
Idaho	6	1	0	1923	1949
Illinois	6	4	0	1952	1984
Kansas	1	0	0	1967	1967
LSU	1	0	0	1977	1977
Michigan	3	6	1	1902	1976
Michigan State	2	4	0	1956	2014
Minnesota	1	1	1	1930	1966
Missouri	1	0	0	1971	1971
Montana	3	0	0	1924	1948
Navy	1	2	1	1954	2006
Nebraska	1	0	0	1941	1941
Nevada	16	1	2	1899	1931
North Carolina	1	1	0	1997	1998
Northwestern	3	1	2	1933	1994
Notre Dame	10	18	0	1954	2013
Occidental	4	0	0	1923	1926
Ohio State	3	2	0	1955	1982
Oklahoma	1	4	0	1978	2009
Oklahoma State	0	1	0	2012	2012
Oregon	46	30	1	1900	2013
Oregon State	52	25	3	1919	2013
Pacific	4	1	0	1953	1968
Penn State	1	4	0	1973	1992
Pittsburgh	1	2	0	1922	1932
Purdue	1	3	0	1969	1982
Rice	1	3	0	1959	1964
Sacramento State	1	0	0	2010	2010
Saint Mary's	2	1	0	1919	1927
Saint Mary's Pre-Flight	1	0	0	1942	1942
San Diego State	3	1	0	1985	1988
San Francisco	8	0	0	1932	1950
San Jose State	52	14	1	1900	2013
Santa Clara	22	11	2	1912	1952
SMU	1	0	0	1936	1936
Texas	2	2	0	1985	2000
Texas A&M	0	1	0	1992	1992
TCU	0	2	0	2007	2008
Tulane	7	1	0	1961	1980
UC Davis	1	1	0	1932	2005
UCLA	37	45	3	1925	2013
USC	29	59	3	1905	2013
Utah	3	3	0	1902	2013
Utah Agriculture	1	0	0	1904	1904
Virginia Tech	1	0	0	2011	2011
Wake Forest	1	1	0	2009	2010
Washington	39	41	4	1893	2013
Washington State	38	25	1	1936	2013
West Virginia	1	0	0	1972	1972
Willamette	1	0	0	1905	1905
Wisconsin	1	4	1	1959	2013

All-Time Series vs. Opponents

Air Force (4-3-0)

Season	Result	SU	AF	Site
1958	L	0	16	H
1960	L	9	32	A
1965	W	17	16	A
1966	W	21	6	H
1968	W	24	13	H
1969	W	47	34	H
1970	L	14	31	A

Alabama (0-1-1)

Season	Result	SU	UA	Site
1927	T	7	7	N
1935	L	13	29	N

Arizona (14-14-0)

Season	Result	SU	UA	Site
1979	W	30	10	A
1981	L	13	17	A
1982	L	27	41	H
1983	W	31	22	H
1984	L	14	28	A
1985	W	28	17	H
1986	W	29	24	A
1987	L	13	23	H
1989	L	3	19	A
1990	W	23	10	A
1991	L	23	28	A
1992	L	6	21	H
1993	L	24	27	A
1994	L	10	34	H
1997	L	22	28	A
1998	L	14	31	H
1999	W	50	22	A
2000	L	3	27	H
2001	W	51	37	A
2002	W	16	6	H
2005	W	20	16	A
2006	L	7	20	H
2007	W	21	20	A
2008	W	24	23	H
2009	L	38	43	A
2010	W	42	17	H
2011	W	37	10	A
2012	W	54	48 [OT]	H

Arizona State (13-16-0)

Season	Result	SU	ASU	Site
1978	W	21	14	A
1979	W	28	21	H
1981	L	36	62	H
1982	L	17	21	A
1983	L	11	29	A
1984	L	10	28	H
1985	L	14	21	A
1988	W	24	3	H
1989	L	22	30	A
1993	L	30	38	H
1994	L	35	36	A
1995	W	30	28	A
1996	L	9	41	H
1997	L	14	31	H
1998	L	38	44 [OT]	A
1999	W	50	30	A
2000	W	29	7	H
2001	W	51	28	H
2002	L	24	65	A
2003	W	38	27	H
2004	L	31	34	A
2005	W	45	35	H
2006	L	3	38	A
2007	L	3	41	H
2008	L	17	41	A
2009	W	33	14	H
2010	W	17	13	A
2013	W	42	28	H
2013	W	38	14	A

Arkansas (1-0-0)

Season	Result	SU	UA	Site
1970	W	34	28	A

Army (6-5-0)

Season	Result	SU	Army	Site
1928	W	26	0	A
1929	W	34	13	H
1948	L	0	43	A
1950	L	0	7	H
1965	W	31	14	H
1967	L	20	24	A
1971	W	38	3	A
1975	W	67	14	H
1976	L	20	21	A
1979	L	13	17	H
2013	W	34	20	A

Boston College (2-2-0)

Season	Result	SU	BC	Site
1979	W	33	14	H
1980	L	13	30	A
2001	W	38	22	H
2002	L	27	34	A

BYU (2-0-0)

Season	Result	SU	BYU	Site
2003	W	18	14	A
2004	W	37	10	H

California (59-46-11)

Season	Result	SU	Cal	Site
1892	W	14	10	S.F.
1892	T	10	10	S.F.

1893	T	6	6	S.F.
1894	W	6	0	S.F.
1895	T	6	6	S.F.
1896	W	20	0	S.F.
1897	W	28	0	S.F.
1898	L	0	22	S.F.
1899	L	0	30	S.F.
1900	W	5	0	S.F.
1901	L	0	2	S.F.
1902	L	0	16	S.F.
1903	T	6	6	S.F.
1904	W	18	0	A
1905	W	12	5	H
1906	W	6	3	A
1907	W	21	11	H
1908	W	12	3	A
1909	L	13	19	H
1910	L	6	25	A
1911	L	3	21	H
1912	T	3	3	A
1913	W	13	8	H
1914	W	26	8	A
1919	L	10	14	H
1920	L	0	38	A
1921	L	7	42	H
1922	L	0	28	H
1923	L	0	9	A
1924	T	20	20	A
1925	W	27	14	H
1926	W	41	6	A
1927	W	13	6	H
1928	T	13	13	A
1929	W	21	6	H
1930	W	41	0	A
1931	L	0	6	H
1932	T	0	0	A
1933	W	7	3	H
1934	W	9	7	A
1935	W	13	0	H
1936	L	0	20	A
1937	L	0	13	H
1938	L	0	6	A
1939	L	14	32	H
1940	W	13	7	A
1941	L	0	16	H
1942	W	26	7	A
1946	W	25	6	A
1947	L	18	21	H
1948	L	6	7	A
1949	L	14	33	H
1950	T	7	7	A
1951	L	7	20	H
1952	L	0	26	A
1953	T	21	21	H
1954	L	20	28	A
1955	W	19	0	H
1956	L	18	20	A
1957	W	14	12	H
1958	L	15	16	A
1959	L	17	20	H
1960	L	10	21	A
1961	W	20	7	H
1962	W	30	13	A
1965	W	9	7	H
1963	W	28	17	H
1964	W	21	3	A
1966	W	13	7	A
1967	L	3	26	H
1968	W	20	0	A
1969	W	29	28	H
1970	L	14	22	A
1971	W	14	0	H
1972	L	21	24	A
1973	W	26	17	H
1974	W	22	20	A
1975	L	15	48	H
1976	W	27	24	A
1977	W	21	3	H
1978	W	30	10	A
1979	L	14	21	H
1980	L	23	28	A
1981	W	42	21	H
1982	L	20	25	A
1983	L	18	27	H
1984	W	27	10	A
1985	W	24	22	H
1986	L	11	17	A
1987	W	31	7	H
1988	T	19	19	A
1989	W	24	14	H
1990	W	27	25	A
1991	W	38	21	H
1992	W	41	21	A
1993	L	17	46	H
1994	L	23	24	A
1995	W	29	24	H
1996	W	42	21	A
1997	W	21	20	H
1998	W	10	3	A
1999	W	31	13	H
2000	W	36	30 [OT]	A
2001	W	35	28	H
2002	L	7	30	A
2003	L	16	28	H
2004	L	6	41	A
2005	L	3	27	H
2006	L	17	26	A
2007	W	20	13	H
2008	L	16	37	A
2009	L	28	34	H
2010	W	48	14	A
2011	W	31	28	H
2012	W	21	3	A
2013	W	63	13	H

Cal Tech (3-0-0)

Season	Result	SU	CT	Site
1926	W	13	0	H
1929	W	39	0	H
1930	W	57	7	H

Chicago (1-1-0)

Season	Result	SU	UC	Site
1894	L	4	24	S.F.
1894	W	12	0	L.A.

Clemson (0-1-0)

Season	Result	SU	CU	Site
1986	L	21	27	N

Colorado (5-3-0)

Season	Result	SU	CU	Site
1904	W	33	0	A
1977	L	21	27	A
1987	L	17	31	A
1990	L	17	21	A
1991	W	28	21	H
1993	W	41	37	H
2011	W	48	7	H
2012	W	48	0	A

Columbia (0-2-1)

Season	Result	SU	CU	Site
1934	L	0	7	N
1936	L	0	7	A
1937	T	0	0	A

Cornell (1-0-0)

Season	Result	SU	CU	Site
1991	W	56	6	H

Dartmouth (4-0-0)

Season	Result	SU	DC	Site
1930	W	14	7	H
1931	W	32	6	A
1938	W	23	13	H
1939	W	14	3	A

Duke (3-1-0)

Season	Result	SU	Duke	Site
1971	L	3	9	H
1972	W	10	6	A
2011	W	44	14	A
2012	W	50	13	H

East Carolina (0-1-0)

Season	Result	SU	ECU	Site
1995	L	13	19	N

Fresno State (3-0-0)

Season	Result	SU	FSU	Site
1926	W	44	0	H
1927	W	44	7	H
1928	W	47	0	H

Georgia (1-0-0)

Season	Result	SU	UGA	Site
1978	W	25	22	N

Georgia Tech (0-2-0)

Season	Result	SU	GT	Site
1991	L	17	18	N
2001	L	14	24	N

Harvard (1-0-0)

Season	Result	SU	HU	Site
1949	W	44	0	H

Hawai'i (3-0-0)

Season	Result	SU	UH	Site
1946	W	18	7	A
1950	W	74	20	N
1972	W	39	7	A

Idaho (6-1-0)

Season	Result	SU	UI	Site
1923	W	17	7	H
1924	W	3	0	A
1928	W	47	0	S.F.
1942	W	54	7	H
1946	W	45	0	H
1947	L	16	19	H
1949	W	63	0	H

Illinois (6-4-0)

Season	Result	SU	UI	Site
1952	L	7	40	N
1953	L	21	33	A
1954	W	12	2	H
1966	W	6	3	A
1973	W	24	0	A
1974	L	7	41	H
1977	W	37	24	H
1978	W	35	10	A
1983	L	7	17	A
1984	W	34	19	H

Kansas (1-0-0)

Season	Result	SU	KU	Site
1967	W	21	20	H

LSU (1-0-0)

Season	Result	SU	LSU	Site
1977	W	24	14	N

Michigan (3-6-1)

Season	Result	SU	UM	Site
1902	L	0	49	N
1947	L	13	49	A
1949	L	7	27	H
1951	W	23	13	A
1952	W	14	7	H
1972	W	13	12	N
1973	L	10	47	A
1974	L	16	27	H
1975	T	19	19	A
1976	L	0	51	A

Michigan State (2-4-0)

Season	Result	SU	MSU	Site
1955	L	14	38	A
1956	L	7	21	H
1961	L	3	31	A
1962	W	16	13	H
1996	W	38	0	N
2014	L	20	24	N

Minnesota (1-1-1)

Season	Result	SU	UM	Site
1930	T	0	0	A
1931	W	13	0	H
1966	L	21	35	A

Missouri (1-0-0)

Season	Result	SU	UM	Site
1971	W	19	0	A

Montana (3-0-0)

Season	Result	SU	UM	Site
1924	W	41	3	H
1935	W	32	0	H
1948	W	39	7	H

Navy (1-2-1)

Season	Result	SU	Navy	Site
1954	L	0	25	H
1965	T	7	7	H
2005	W	41	38	A
2006	L	9	37	H

Nebraska (1-0-0)

Season	Result	SU	NU	Site
1941	W	21	13	N

Nevada (16-1-2)

Season	Result	SU	UN	Site
1899	W	17	5	H
1900	L	0	6	H
1901	W	12	0	H
1902	W	11	5	H
1903	T	0	0	H
1904	W	17	0	H
1905	W	21	0	H
1906	W	11	0	H
1907	W	31	0	N
1908	W	14	0	A
1909	W	26	0	H
1910	W	8	0	H
1911	W	41	0	H
1921	T	14	14	H
1922	W	17	7	H
1923	W	27	0	H
1926	W	33	9	H
1927	W	20	2	H
1931	W	26	0	H

North Carolina (1-1-0)

Season	Result	SU	UNC	Site
1997	L	17	28	A
1998	W	37	34	H

Northwestern (3-1-2)

Season	Result	SU	NU	Site
1933	T	0	0	A
1934	W	20	0	H
1957	W	26	6	H
1958	L	0	28	A
1992	W	35	24	H
1994	T	41	41	A

Notre Dame (10-18-0)

Season	Result	SU	ND	Site
1925	L	10	27	N
1942	L	0	27	A
1963	W	24	14	H
1964	L	6	28	A
1988	L	14	42	A
1989	L	17	27	H
1990	W	36	31	A
1991	L	26	42	H
1992	W	33	16	A
1993	L	20	48	H
1994	L	15	34	A
1997	W	33	15	H
1998	L	17	35	A
1999	W	40	37	H
2000	L	14	20	A
2001	W	17	13	H
2002	L	7	31	A
2003	L	7	57	H
2004	L	15	23	A
2005	L	31	38	H
2006	L	10	31	A
2007	L	14	21	H
2008	L	21	28	A
2009	W	45	38	H
2010	W	37	14	A
2011	W	28	14	H
2012	L	13	20 [OT]	A
2013	W	27	20	H

Occidental (4-0-0)

Season	Result	SU	OC	Site
1923	W	42	0	A
1924	W	20	6	H
1925	W	28	0	H
1926	W	19	0	H

Ohio State (3-2-0)

Season	Result	SU	OSU	Site
1955	W	6	0	H
1956	L	20	32	A
1971	W	27	17	N
1981	L	19	24	H
1982	W	23	20	A

Oklahoma (1-4-0)

Season	Result	SU	OU	Site
1978	L	39	35	H
1980	W	31	14	A
1983	L	14	27	H
1984	L	7	19	A
2009	L	27	31	N

Oklahoma State (0-1-0)

Season	Result	SU	OSU	Site
2012	L	38	41 [OT]	N

Oregon (46-30-1)

Season	Result	SU	UO	Site
1900	W	34	0	H
1904	W	35	0	H
1905	W	10	4	H
1920	W	10	0	H
1923	W	14	3	A
1924	W	28	13	H
1925	W	35	13	H
1926	W	29	12	A
1927	W	19	0	H
1928	W	26	12	A
1929	W	33	7	H
1936	T	7	7	H
1937	L	6	7	A
1938	W	27	16	H
1939	L	0	10	A
1940	W	13	0	H
1941	W	19	15	H
1947	L	6	21	H
1948	L	12	20	H
1951	W	27	20	A
1952	L	20	21	H
1953	W	7	0	A
1954	W	18	13	A
1955	W	44	7	H
1956	W	21	7	A
1957	L	26	27	H
1958	L	0	12	A
1959	L	27	28	H
1960	L	6	27	A
1961	L	7	19	H
1962	L	14	28	A
1963	L	7	36	H
1964	W	10	8	A
1965	W	17	14	H
1966	L	3	7	A
1967	W	17	14	H
1968	W	28	12	A
1969	W	28	0	H
1970	W	33	10	A
1971	W	38	10	H
1972	L	13	15	A
1973	W	24	7	H
1974	W	17	0	A
1975	W	33	30	H
1976	W	28	17	A
1977	W	20	10	H
1979	L	7	16	H
1980	W	35	26	A
1981	W	42	3	H
1983	L	7	16	H
1985	L	28	45	A
1986	W	41	7	A
1987	W	13	10	H
1988	L	3	7	A
1989	W	18	17	H
1990	L	0	31	A
1991	W	33	13	A
1992	W	21	7	H
1993	W	38	34	A
1994	L	21	55	H
1995	W	28	21	A
1996	W	27	24 [OT]	H
1997	W	59	48	H
1998	L	28	63	A
2001	W	49	42	A
2002	L	14	41	A
2003	L	0	35	A
2004	L	13	16	H
2005	L	20	44	H
2006	L	10	48	A
2007	L	31	55	H
2008	L	28	35	A
2009	W	51	42	H
2010	L	31	52	A
2011	L	30	53	H
2012	W	17	14 [OT]	A
2013	W	26	20	H

Oregon State (52-25-3)

Season	Result	SU	OSU	Site
1919	W	14	6	A
1921	W	14	7	H
1922	W	6	0	A
1925	W	26	10	H
1927	W	24	6	A
1929	W	40	7	H
1930	W	13	7	H
1931	W	25	7	H
1932	W	27	0	A
1934	W	17	0	H
1936	W	20	14	A
1937	T	0	0	H
1938	L	0	6	A
1939	L	0	12	H
1940	W	23	14	H
1941	L	0	10	A
1942	W	49	13	H
1946	T	0	0	A
1947	L	7	13	H
1949	W	27	7	H
1950	W	21	0	H
1951	W	35	14	H
1952	W	41	28	A
1953	W	21	0	H
1955	L	0	10	A
1956	L	19	20	H
1957	L	14	24	A
1958	L	16	24	H
1959	W	39	22	A
1960	L	21	25	H
1961	W	34	0	A
1962	L	0	27	H
1963	L	7	10	A
1964	W	16	7	H
1967	L	7	13	A
1968	L	7	29	H
1969	W	33	0	A
1970	W	48	10	H
1971	W	31	24	A
1972	W	17	11	H
1973	W	24	23	A
1974	W	17	13	A
1975	W	28	22	A
1976	W	24	3	H
1977	W	26	7	A
1978	W	24	6	H
1979	L	31	33	A
1980	W	54	13	H
1981	W	63	9	A
1982	W	45	5	H
1983	L	18	31	A
1984	W	28	21	A
1985	W	39	24	H
1986	W	17	7	A
1987	W	38	7	A
1988	T	20	20	H
1989	L	16	20	A
1990	W	37	3	H
1991	W	40	10	H
1992	W	27	21	A
1993	W	31	27	H
1994	W	35	29	A
1995	W	24	3	H
1996	L	12	26	A
1997	W	27	24	A
1998	L	23	30	H
1999	W	21	17	H
2000	L	6	38	A
2002	L	21	31	H
2003	L	3	43	A
2004	L	19	24	H
2005	W	20	17	A
2006	L	7	30	H
2007	L	6	23	A
2008	W	36	28	H
2009	L	28	38	A
2010	W	38	0	H
2011	W	38	13	A
2012	W	27	23	H
2013	W	20	12	A

Pacific (4-1-0)

Season	Result	SU	UOP	Site
1953	L	20	25	H
1954	W	13	12	A
1955	W	33	14	H
1959	W	21	6	H
1968	W	24	0	A

Penn State (1-4-0)

Season	Result	SU	PSU	Site
1973	L	6	20	H
1974	L	20	24	A
1975	L	14	34	A
1976	L	12	15	A
1993	W	24	3	N

Pittsburgh (1-2-0)

Season	Result	SU	Pitt	Site
1922	L	7	16	H
1928	W	7	6	N
1932	L	0	7	A

Purdue (1-3-0)

Season	Result	SU	PU	Site
1969	L	35	36	A
1970	L	14	26	H
1981	L	19	27	A
1982	W	35	14	A

Rice (1-3-0)

Season	Result	SU	Rice	Site
1957	L	7	34	A
1958	L	7	30	H
1963	L	13	23	A
1964	W	34	7	H

Sacramento State (1-0-0)

Season	Result	SU	SAC	Site
2010	W	52	17	H

Saint Mary's (4-1-0)

Season	Result	SU	SMC	Site
1919	W	34	0	H
1920	W	41	0	H
1921	W	10	7	H
1922	W	9	0	H
1927	L	0	16	H

San Diego State (3-1-0)

Season	Result	SU	SDSU	Site
1985	L	22	41	A
1986	W	17	10	H
1987	W	44	40	A
1988	W	31	10	H

San Francisco (8-0-0)

Season	Result	SU	USF	Site
1932	W	20	7	A
1933	W	20	13	A
1934	W	3	0	H
1935	W	10	0	A
1940	W	27	0	A
1941	W	42	26	H
1946	W	33	7	H
1950	W	55	7	H

San Jose State (52-14-1)

Season	Result	SU	SJSU	Site
1900	W	35	0	A
1900	W	24	0	H
1933	W	27	0	H
1934	W	48	0	H
1935	W	35	0	H
1948	W	26	20	H
1949	W	49	0	H
1950	W	33	16	H
1951	W	26	13	H
1952	W	35	13	H
1953	W	54	0	H
1954	L	14	19	H
1955	W	34	18	H
1956	W	40	20	H
1957	W	46	7	H
1959	W	54	38	H
1960	L	20	34	H
1961	W	17	6	H
1962	W	21	9	H
1963	W	29	13	H
1964	W	10	8	H
1965	W	26	6	H
1966	W	25	21	H
1967	W	28	14	H
1968	W	68	20	H
1969	W	63	21	H
1970	W	34	3	H
1971	L	12	13	H
1972	W	44	0	H
1973	W	23	12	H
1974	T	21	21	H
1975	L	34	36	H
1976	W	28	23	H
1977	W	31	26	H
1978	W	38	9	H
1979	W	45	29	H
1980	W	35	21	H
1981	L	6	28	H
1982	L	31	35	H
1983	L	10	23	H
1984	W	28	27	H
1985	W	41	7	H
1986	W	28	10	H
1987	L	17	24	H
1988	W	44	12	H
1989	L	33	40	H
1990	L	23	29	H
1992	W	37	13	H
1993	W	31	28	H
1994	W	51	20	H
1995	W	47	33	A
1996	W	25	2	H
1997	W	28	12	H
1998	L	23	35	H
1999	L	39	44	H
2000	L	27	40	H
2001	W	41	14	A
2002	W	63	26	H
2003	W	31	10	H
2004	W	43	3	H
2006	L	34	35	A
2007	W	37	0	H
2008	W	23	10	H
2009	W	42	17	H
2011	W	57	3	H
2012	W	20	17	H
2013	W	34	13	H

Santa Clara (22-11-2)

Season	Result	SU	SCU	Site
1912	L	10	15	H
1914	W	13	0	H
1915	W	30	0	S.F.
1916	L	5	38	H
1917	W	15	11	H
1918	W	13	0	H
1920	W	21	7	A
1922	W	7	0	H
1923	W	55	6	H
1924	W	20	0	H
1925	W	20	3	H
1926	W	33	14	H
1927	L	6	13	H
1928	W	31	0	H
1929	L	7	13	H
1930	W	20	0	H
1931	W	6	0	H
1932	W	14	0	H
1933	W	7	0	H
1934	T	7	7	H
1935	W	9	6	H
1936	L	0	13	H
1937	L	7	13	H
1938	L	0	22	H
1939	L	7	27	H
1940	W	7	6	H
1941	W	27	7	H
1942	L	6	14	S.F.
1946	W	33	27	H
1947	L	7	13	H
1948	L	14	27	H
1949	T	7	7	H
1950	W	23	13	H
1951	W	21	14	H
1952	W	28	13	H

SMU (1-0-0)

Season	Result	SU	SMU	Site
1936	W	7	0	N

Texas (2-2-0)

Season	Result	SU	UT	Site
1985	L	34	38	H
1986	W	31	20	A
1999	L	17	69	A
2000	W	27	24	H

Texas A&M (0-1-0)

Season	Result	SU	TAMU	Site
1992	L	7	10	N

TCU (0-2-0)

Season	Result	SU	TCU	Site
2007	L	36	38	H
2008	L	14	31	A

Tulane (7-1-0)

Season	Result	SU	TU	Site
1961	W	9	7	H
1962	W	6	3	A
1965	W	16	0	A
1966	W	33	14	H
1977	W	21	17	A
1978	W	17	14	H
1979	L	10	33	A
1980	W	19	14	H

UC Davis (1-1-0)

Season	Result	SU	UCD	Site
1932	W	59	0	H
2005	L	17	20	H

UCLA (37-45-3)

Season	Result	SU	UCLA	Site
1925	W	82	0	H
1928	W	45	7	H
1929	W	57	0	A
1930	W	20	0	H
1931	W	12	6	H
1932	L	6	13	A
1933	W	3	0	H
1934	W	27	0	A
1935	L	6	7	H
1936	W	19	6	A
1937	W	12	7	H
1938	L	0	6	A
1939	T	14	14	H
1940	W	20	14	A
1941	W	33	0	H
1942	L	7	21	H
1946	L	6	26	A
1947	L	6	39	H
1948	W	34	14	A
1949	L	7	14	H
1950	L	7	21	A
1951	W	21	7	H
1952	L	14	24	A
1953	W	21	20	H
1954	L	0	72	A
1955	L	13	21	H
1956	L	13	14	A
1957	W	20	6	H
1958	W	21	19	A
1959	L	13	55	H
1960	L	8	26	A
1961	L	0	20	H
1962	W	17	7	A
1963	L	9	10	H
1964	L	20	27	A
1965	L	13	30	H
1966	L	0	10	A
1967	L	16	21	H
1968	L	17	20	A
1969	T	20	20	H
1970	W	9	7	A
1971	W	20	9	H
1972	L	23	28	A
1973	L	13	59	H
1974	T	13	13	A
1975	L	23	31	H
1976	L	20	38	A
1977	W	32	28	H
1978	L	26	27	A
1979	W	27	24	H
1980	L	21	35	A
1981	W	26	23	H
1982	L	35	38	A
1983	L	21	39	H
1984	W	23	21	A
1985	L	9	34	H
1986	W	28	23	A
1987	L	0	49	H
1988	L	17	27	A
1989	W	17	14	H
1990	L	31	32	A
1991	W	27	10	H
1992	W	19	7	A
1993	L	25	28	H
1994	L	30	31	A
1995	L	28	42	H
1996	W	21	20	A
1997	L	7	27	H
1998	L	24	28	A
1999	W	42	32	H
2000	L	35	37	A
2001	W	38	28	H
2002	L	18	28	A
2003	W	21	14	H
2004	L	0	21	A
2005	L	27	30	H
2006	L	0	31	A
2007	L	17	45	H
2008	L	20	23	A
2009	W	24	16	H
2010	W	35	0	A
2011	W	45	19	H
2012	W	35	17	A
2012	W	27	24	H
2013	W	24	10	H

USC (29-59-3)

Season	Result	SU	USC	Site
1905	W	16	0	H
1919	L	0	13	A
1920	L	0	10	A
1922	L	0	6	H
1923	L	7	14	H
1925	W	13	9	A
1926	W	13	12	A
1927	T	13	13	H
1928	L	0	10	A
1929	L	0	7	H
1930	L	12	41	A
1931	L	0	19	A
1932	L	0	13	H
1933	W	13	0	A
1934	W	16	0	H
1935	W	3	0	A
1936	L	7	14	H
1937	W	7	6	A
1938	L	2	13	H
1939	L	0	33	A
1940	W	21	7	H
1941	W	13	0	A
1942	W	14	6	S.F.
1946	L	20	28	H
1947	L	0	14	A
1948	L	6	7	H
1949	W	34	13	A
1950	T	7	7	H
1951	W	27	20	A
1952	L	7	54	H
1953	L	20	23	A
1954	L	7	21	H
1955	W	28	20	A
1956	W	27	19	H
1957	W	35	7	A
1958	L	6	29	H
1959	L	28	30	A
1960	L	6	21	H
1961	L	15	30	A
1962	L	14	39	H
1963	L	11	25	A
1964	L	10	15	H
1965	L	0	14	A
1966	L	7	21	H
1967	L	0	30	A
1968	L	24	27	H
1969	L	24	26	A
1970	W	24	14	H
1971	W	33	18	A
1972	L	21	30	H
1973	L	26	27	A
1974	L	10	34	H
1975	W	13	10	A
1976	L	24	48	H
1977	L	0	49	A
1978	L	7	13	H
1979	T	21	21	A
1980	L	9	34	H
1981	L	9	34	H
1982	L	21	41	H
1983	L	7	30	A
1984	L	11	20	H
1985	L	6	30	A
1986	L	0	10	H
1987	L	24	39	A
1988	L	20	24	H
1989	L	0	19	A
1990	L	22	37	H
1991	W	24	21	A
1992	W	23	9	H
1993	L	20	48	A
1994	L	20	27	H
1995	L	30	31	A
1996	W	24	20	H

1997	L	21	45	A
1998	L	9	34	H
1999	W	35	31	A
2000	W	32	30	H
2001	W	21	16	A
2002	L	17	49	H
2003	L	21	44	A
2004	L	28	31	H
2005	L	21	51	A
2006	L	0	42	H
2007	W	24	23	A
2008	L	23	45	H
2009	W	55	21	A
2010	W	37	35	H
2011	W	56	48 [3OT]	A
2012	W	21	14	H
2013	L	17	20	A

Utah (3-3-0)

Season	Result	SU	Utah	Site
1902	W	35	11	A
1924	W	30	0	N
1989	L	24	27	H
1995	W	27	20	A
1996	L	10	17	H
2013	L	21	27	A

Utah Agriculture (1-0-0)

Season	Result	SU	UA	Site
1904	W	57	0	H

Virginia Tech (1-0-0)

Season	Result	SU	VT	Site
2011	W	40	12	N

Wake Forest (1-1-0)

Season	Result	SU	WF	Site
2009	L	17	24	A
2010	W	68	24	H

Washington (39-41-4)

Season	Result	SU	UW	Site
1893	W	40	0	A
1920	W	3	0	A
1921	T	0	0	A
1922	L	8	12	H
1925	L	0	13	A
1926	W	29	10	H
1927	W	13	7	A
1928	W	12	0	H
1929	W	6	0	A
1930	W	25	7	H
1931	T	0	0	A
1932	L	13	18	H
1933	L	0	6	A
1934	W	24	0	H
1935	W	6	0	A
1936	T	14	14	H
1937	W	13	7	A
1938	L	7	10	H
1939	L	5	8	A
1940	W	20	10	H
1941	W	13	7	A
1942	W	20	7	S.F.
1946	L	15	21	H
1947	L	0	25	A
1948	W	20	0	H
1949	W	40	0	A
1950	L	7	21	H
1951	W	14	7	A
1952	L	14	27	H
1953	W	13	7	A
1954	W	13	7	H
1955	T	7	7	A
1956	L	13	34	H
1957	W	21	14	A
1958	W	22	12	H
1959	L	0	10	A
1960	L	10	29	H
1961	L	0	13	A
1962	L	0	14	H
1963	L	11	19	A
1964	L	0	6	H
1965	L	8	41	A
1966	L	20	22	H
1967	W	14	7	A
1968	W	35	20	H
1969	W	21	7	A
1970	W	29	22	H
1971	W	17	6	A
1972	W	24	0	H
1973	W	23	14	A
1974	W	34	17	H
1975	W	24	21	A
1976	W	34	28	H
1977	L	21	45	A
1978	L	31	34	H
1980	L	24	27	H
1981	L	31	42	A
1982	W	43	31	H
1983	L	15	32	A
1984	L	15	37	H
1985	L	0	34	A
1986	L	14	24	H
1987	L	21	31	A
1988	L	25	28	A
1990	L	16	52	H
1991	L	7	42	H
1992	L	7	41	A
1993	L	14	31	A
1994	W	46	28	H
1995	L	28	38	H
1996	L	6	27	A
1999	L	30	35	A
2000	L	28	31	H
2001	L	28	42	A
2003	L	17	28	A
2004	W	27	13	H
2006	W	20	3	A
2007	L	9	27	H
2008	W	35	28	A
2009	W	34	14	H
2010	W	41	0	A
2011	W	65	21	H
2012	L	13	17	A
2013	W	31	28	H

Washington State (38-25-1)

Season	Result	SU	WSU	Site
1936	L	13	14	A
1937	W	23	0	H
1938	W	8	0	H
1939	L	0	7	H
1940	W	26	14	A
1941	L	13	14	H
1942	L	0	6	H
1946	W	27	26	H
1948	L	7	14	A
1950	W	28	18	H
1951	W	21	13	A
1952	W	14	13	H
1953	W	48	19	H
1954	L	26	30	H
1956	W	40	26	A
1957	L	18	21	H
1958	L	6	40	A
1959	L	19	36	H
1960	L	14	15	A
1961	L	0	30	H
1962	L	6	21	A
1963	L	15	32	H
1964	L	23	29	A
1967	W	31	10	H
1968	T	21	21	A
1969	W	49	0	H
1970	W	63	16	A
1971	L	23	24	H
1972	L	13	27	A
1973	W	45	14	H
1974	W	20	18	A
1975	W	54	14	H
1976	W	22	16	A
1977	W	31	29	H
1978	W	43	27	A
1980	W	48	34	A
1982	W	31	26	A
1984	L	42	49	H
1986	W	42	12	H
1987	W	44	7	A
1988	L	21	24	H
1989	L	13	31	A
1990	W	31	13	H
1991	W	49	14	A
1992	W	40	3	H
1995	W	36	28	A
1996	W	33	17	H
1997	L	28	38	A
1998	W	38	28	H
1999	W	54	17	H
2000	W	24	10	A
2001	L	39	45	H
2002	L	11	36	H
2003	L	14	24	H
2004	W	23	17	A
2005	W	24	21	A
2006	L	10	36	H
2007	L	17	33	A
2008	W	58	0	H
2009	W	39	13	A
2010	W	38	28	H
2011	W	44	14	A
2012	W	24	17	H
2013	W	55	17	A

West Virginia (1-0-0)

Season	Result	SU	WVU	Site
1972	W	41	35	H

Willamette (1-0-0)

Season	Result	SU	WU	Site
1905	W	12	0	H

Wisconsin (1-4-1)

Season	Result	SU	WIS	Site
1959	L	14	16	A
1960	L	7	24	H
1995	T	24	24	H
1996	L	0	14	A
1999	L	9	17	N
2013	W	20	14	N

Records vs. Conferences

American Athletic

Opponent	Won	Lost	Tied
East Carolina	0	1	0
Southern Methodist	1	0	0
Tulane	7	1	0
Total	**8**	**2**	**0**

Atlantic Coast

Opponent	Won	Lost	Tied
Boston College	2	2	0
Clemson	0	1	0
Duke	3	1	0
Georgia Tech	0	2	0
North Carolina	1	1	0
Pittsburgh	1	2	0
Virginia Tech	1	0	0
Wake Forest	1	1	0
Total	**9**	**10**	**0**

Big 12

Opponent	Won	Lost	Tied
Kansas	1	0	0
Oklahoma	1	4	0
Oklahoma State	0	1	0
TCU	0	2	0
Texas	2	2	0
West Virginia	1	0	0
Total	**5**	**9**	**0**

Big Sky

Opponent	Won	Lost	Tied
Montana	3	0	0
Sacramento State	1	0	0
UC Davis	1	1	0
Total	**5**	**1**	**0**

Big Ten

Opponent	Won	Lost	Tied
Illinois	6	4	0
Michigan	3	6	1
Michigan State	2	3	0
Minnesota	1	1	1
Nebraska	1	0	0
Northwestern	3	1	2
Ohio State	3	2	0
Penn State	1	4	0
Purdue	1	3	0
Wisconsin	1	4	1
Total	**22**	**28**	**5**

Conference USA

Opponent	Won	Lost	Tied
Rice	1	3	0
Total	**1**	**3**	**0**

Independents

Opponent	Won	Lost	Tied
Army	6	5	0
Brigham Young	2	0	0
Navy	1	2	1
Notre Dame	10	18	0
Total	**19**	**25**	**1**

Ivy League

Opponent	Won	Lost	Tied
Columbia	0	2	1
Cornell	1	0	0
Dartmouth	4	0	0
Harvard	1	0	0
Total	**6**	**2**	**1**

Mountain West

Opponent	Won	Lost	Tied
Air Force	4	3	0
Fresno State	3	0	0
Hawai'i	3	0	0
Nevada	16	1	2
San Diego State	3	1	0
San Jose State	52	14	1
Total	**71**	**19**	**3**

Pacific-12

Opponent	Won	Lost	Tied
Arizona	14	14	0
Arizona State	13	16	0
California	59	46	11
Colorado	5	3	0
Utah	3	3	0
Oregon	46	30	1
Oregon State	52	25	3
UCLA	37	45	3
USC	29	59	3
Washington	39	41	4
Washington State	38	25	1
Total	**334**	**307**	**26**

Southeastern

Opponent	Won	Lost	Tied
Alabama	0	1	1
Arkansas	1	0	0
Georgia	1	0	0
LSU	1	0	0
Missouri	1	0	0
Texas A&M	0	1	0
Total	**4**	**2**	**1**

Sun Belt

Opponent	Won	Lost	Tied
Idaho	6	1	0
Total	**6**	**1**	**0**

ESPN College Game Day made its first ever appearance on The Farm on Nov. 12, 2011 to preview Stanford's nationally televised game against Oregon.

Year-by-Year Results

1892

Won 3, Lost 1
Coach: None
Captain: John R. Whittemore

J-30	Hopkins Academy	W	10-6
F-6	Berkeley Gym+	W	22-0
F-13	Olympic Club	L	6-10
M-19	California*	W	14-10

+ at San Jose, Calif.
* at Haight Street Grounds, San Francisco, Calif.

1892

Won 1, Lost 0, Tied 2
Coach: Walter Camp
Captain: Carl L. "Clem" Clemans

--	Olympic Club	W	20-5
--	Olympic Club*	T	14-14
D-17	California*	T	10-10

*at Haight Street Grounds, San Francisco, Calif.

1893

Won 8, Lost 0, Tied 1
Coach: C.D. "Pop" Bliss
Captain: J.F. Wilson

N-4	Olympic Club*	W	46-0
N-11	Reliance Club+	W	34-0
N-18	Olympic Club*	W	24-11
N-30	California*	T	6-6
D-16	Reliance Club*	W	18-0
D-25	at Tacoma	W	48-0
D-27	at Port Townsend	W	50-0
D-29	at Washington	W	40-0
J-1	at Multnomah#	W	18-0

*at Haight Street Grounds, San Francisco, Calif.
+at San Jose, Calif.
#at Portland, Ore.

1894

Won 6, Lost 3
Coach: Walter Camp
Captain: Paul M. Downing

O-20	Reliance AC*	L	4-12
O-27	at Santa Cruz	W	14-4
N-3	Reliance Club*	L	6-12
N-10	at Sacramento Club	W	6-0
N-14	Reliance AC	W	20-0
N-29	California*	W	6-0
D-25	Chicago*	L	4-24
D-29	Chicago+	W	12-0
J-1	at Los Angeles AC	W	28-0

*at Haight Street Grounds, San Francisco, Calif.
+at Los Angeles, Calif.

1895

Won 4, Lost 0, Tied 1
Coach: Walter Camp
Captain: Guy H. Cochran

O-19	Olympic Club	W	4-0
O-22	Reliance AC	W	8-0
N-5	Olympic Club*	W	10-2
N-16	Olympic Club	W	6-0
N-28	California*	T	6-6

* at Central Park (8th and Market), San Francisco, Calif.

1896

Won 2, Lost 1, Tied 1
Coach: Harold P. "Harry" Cross
Captain: Charles M. Fickert

O-10	Olympic Club*	T	0-0
O-24	Reliance AC*	W	10-0
O-31	Olympic Club*	L	0-4
N-26	California*	W	20-0

*at Central Park (8th and Mission), San Francisco, Calif.

1897

Won 4, Lost 1
Coach: George H. Brooke
Captain: Steuart W. Cotton

O-9	Reliance AC*	W	6-4
O-23	Reliance AC*	W	8-6
O-30	Reliance AC+	W	12-6
N-13	Reliance AC*	L	0-10
N-25	California	W	28-0

*at Recreation Grounds (8th and Harrison), San Francisco, Calif.
+at San Jose, Calif.

1898

Won 5, Lost 3, Tied 1
Coach: Harold P. Cross
Captain: Forrest S. Fisher

S-30	Washington Volunteers	W	22-0
O-5	Kansas Volunteers	W	10-0
O-8	Olympic Club*	W	22-0
O-14	Kansas Volunteers	W	15-11
O-20	Iowa Volunteers	L	0-6
O-28	League of the Cross	W	18-5
N-5	Olympic Club*	T	6-6
N-8	Olympic Club*	L	0-12
N-24	California*	L	0-22

*at Recreation Grounds (8th and Harrison) San Francisco, Calif.

1899

Won 2, Lost 5, Tied 2
Coach: B.C. "Burr" Chamberlain
Captain: Chester G. "Chet" Murphy

	Olympic Club*	T	0-0
	Olympic Club*	T	0-0
	Olympic Club*	L	5-6
	Olympic Club	L	5-16
N-11	Nevada	W	17-5
	Olympic Club*	L	0-10
N-30	California*	L	0-30
	at Multnomah Club+	L	6-11
	at All-Seattle	W	28-0

*at San Francisco, Calif.
+at Portland, Ore.

1900

Won 7, Lost 2, Tied 1
Coach: Fielding H. Yost
Captain: William W. Burnett

S-29	Reliance AC	W	6-0
O-11	at San Jose Normal	W	35-0
O-13	Reliance Club*	W	6-0
O-20	San Jose Normal	W	24-0
O-26	Stanford Alumni	L	0-14
N-3	Reliance AC	W	44-0
N-10	Oregon	W	34-0
N-17	Nevada	L	0-6
N-29	California*	W	5-0
D-25	at Multnomah+	T	0-0

*at San Francisco, Calif.
+at Portland, Ore.

1901

Won 3, Lost 2, Tied 2
Coach: Charles M. Fickert
Captain: R.S. Fischer

S-7	Olympic Club	W	6-0
O-5	Reliance Club*	T	0-0
O-12	Olympic Club*	T	6-6
O-26	Reliance Club	W	10-0
N-2	Nevada	W	12-0
N-9	California*	L	0-2
Rose Bowl—Pasadena, Calif.			
J-1	vs. Michigan	L	0-49

*at San Francisco, Calif.

1902

Won 6, Lost 1
Coach: Carl L. "Clem" Clemens
Captain: H.S. "Tubby" Lee

S-27	Reliance AC	W	12-0
O-4	Stanford Alumni	W	18-0
O-11	Reliance Club	W	12-0
O-27	Nevada	W	11-5
N-1	Reliance AC	W	23-5
N-8	California*	L	0-16
N-27	at Utah	W	35-11

*at San Francisco, Calif.

1903

Won 8, Lost 0, Tied 3
Coach: James F. Lanagan
Captain: Louis P. "Little Bansie" Bansbach

S-19	Reliance Club	T	0-0
S-26	Pensacola	W	17-0
O-3	Reliance Club	W	34-0
O-10	Pensacola	W	34-0
O-15	Fort Baker	W	57-0
O-24	Nevada	T	0-0
O-28	Chemawa Indians	W	33-0
O-31	Reliance Club	W	17-0
N-7	Multnomah Club	W	11-0
N-14	California*	T	6-6
N-28	Sherman Indians**	W	18-0

*at Richmond Field (7th & California Street) San Francisco, Calif.;
**at Los Angeles, Calif.

1904

Won 7, Lost 2, Tied 1
Coach: James F. Lanagan
Captain: George H. Clark

S-19	Olympic Club	L	0-5
S-26	Pensacola	W	34-0
O-1	Olympic Club	W	12-0
O-8	Sherman Indians	L	0-5
O-12	Multnomah Club	T	0-0
O-20	Nevada	W	17-0
O-29	Oregon	W	35-0
N-5	Utah Agricultural College	W	57-0
N-12	at California	W	18-0
N-24	at Colorado	W	33-0

1905

Won 8, Lost 0
Coach: James F. Lanagan
Captain: A.J. "Bull" Chalmers

S-23	St. Vincent	W	10-0
S-30	Willamette	W	12-0
O-7	15th Infantry	W	51-0
O-14	Oregon	W	10-4
O-21	Nevada	W	21-0
O-28	Sherman Indians*	W	6-4
N-4	USC	W	16-0
N-11	California	W	12-5

*at Los Angeles, Calif.

For games played between 1906-1917, rugby was played instead of football.

1906

Won 6, Lost 2, Tied 1 (Rugby)
Coach: James F. Lanagan
Captain: Edmund Plowden "Stump" Stott

O-20	Nevada	W	11-0
O-27	Pomona*	W	26-0
O-31	Vancouver	W	5-3
N-3	Vancouver	W	16-6
N-10	California	W	6-3
D-25	at Vancouver	L	9-11
D-29	at Vancouver	L	0-3
J-1	at Vancouver	T	3-3
J-5	Victoria**	W	11-0

*at Los Angeles, Calif.
**at Seattle, Wash.

1907

Won 8, Lost 4 (Rugby)
Coach: James F. Lanagan
Captain: William "Dutch" Koerner

S-28	Barbarians	W	10-6
O-5	Castaways (of Los Angeles)	W	15-11
O-18	Barbarians*	W	16-13
O-23	Nevada*	W	31-0
O-28	Barbarians*	L	6-13
O-30	Vancouver*	W	23-12
N-2	Vancouver*	W	5-3
N-9	California	W	21-11
D-25	at Vancouver	L	0-3
D-28	at Vancouver	W	3-0
J-1	at Vancouver	L	5-9
J-4	at Victoria	L	3-12

*at Los Angeles, Calif.

1908

Won 12, Lost 2 (Rugby)
Coach: James F. Lanagan
Captain: David P. "Babe" Crawford

S-19	Barbarians	W	22-0
S-26	Olympic Club	W	28-0
O-3	Barbarians	W	24-0
O-10	Olympic Club	W	12-3
O-17	Barbarians	W	28-3
O-24	at Nevada*	W	14-0
O-31	at Nevada*	W	26-0
N-4	Vancouver	L	3-11
N-7	Vancouver	W	11-3
N-14	at California	W	12-3
D-25	at Vancouver**	W	11-0
D-29	at Vancouver**	W	10-3
J-1	at Vancouver**	W	16-10
F-10	Australian Wallabies	L	3-13

*at Reno, Nevada
** at Brockton Point Oval in Stanley Park

1909

Won 8, Lost 1 (Rugby)
Coach: George J. "Pres" Presley
Captain: Mowatt M. "Mow" Mitchell

S-18	Barbarians	W	16-0
S-25	Olympics	W	3-0
O-2	Barbarians	W	11-0
O-9	Olympics	W	15-0
O-23	Castaways*	W	41-0
O-30	Reliance Club	W	59-0
N-3	Vancouver	W	56-0
N-6	Vancouver	W	19-3
N-13	California	L	13-19

* at Los Angeles, Calif.

1910

Won 7, Lost 1 (Rugby)
Coach: George J. Presley
Captain: Kenneth L. "Kenny" Dole

S-17	Olympics	W	4-0
S-24	Barbarians	W	21-0
O-1	Olympics	W	19-0
O-8	Barbarians	W	34-0
O-22	Nevada	W	8-0
O-29	Barbarians	W	60-0
N-5	Olympics	W	27-0
N-12	California	L	6-25

1911

Won 10, Lost 3 (Rugby)
Coach: George J. Presley
Captain: Benjamin E. Erb

S-16	Barbarians	W	23-3
S-23	Olympics	W	19-0
S-30	Barbarians	W	31-3
O-7	Olympics	W	16-0
O-14	Nevada	W	41-0
O-21	USC	W	6-3
O-28	Olympics	W	39-3
N-1	British Columbia	W	27-3
N-4	British Columbia	L	5-6
N-11	California	L	3-21
	at Vancouver	L	6-13
	at Vancouver	W	10-5
	at Vancouver	W	9-0

1912

Won 5, Lost 3, Tied 1 (Rugby)
Coach: George J. Presley
Captain: Louis Cass

S-28	Barbarians	W	12-0
O-5	Olympics	W	17-0
O-12	Australian Waratahs	L	0-6
O-16	Australian Waratahs	W	13-12
O-19	at USC	W	14-0
O-23	Santa Clara	L	10-15
O-26	Barbarians	L	0-6
N-2	Olympics	W	19-0
N-9	at California	T	3-3

1913

Won 8, Lost 3 (Rugby)
Coach: Floyd C. Brown
Captain: James H. Thoburn

S-13	Olympics	L	3-5
S-20	Barbarians	W	88-3
S-27	U.C. Club	W	13-3
O-4	Barbarians	W	18-0
O-11	Olympics	W	29-3
O-15	New Zealand All Blacks	L	0-54
O-18	New Zealand All Blacks	L	0-56
O-25	Barbarians	W	21-5
N-1	Olympics	W	19-12
N-8	California	W	13-8
N-22	at USC	W	10-0

1914

Won 10, Lost 0 (Rugby)
Coach: Floyd C. Brown
Captain: Frank J. "Deke" Gard

S-12	Olympic Club	W	17-0
S-19	Barbarians	W	31-3
S-26	University Alumni	W	61-8
O-3	Barbarians	W	19-4
O-10	Olympic Club	W	19-5
O-17	Titans	W	35-6
O-24	Santa Clara	W	13-0
O-31	University Alumni	W	31-3
N-7	Olympic Club	W	36-6
N-14	at California	W	26-8

1915

Won 10, Lost 0, Tied 1 (Rugby)
Coach: Floyd C. Brown
Captain: Daniel B. "Danny" Carroll

S-11	Olympic Club	T	0-0
S-18	Barbarians	W	31-6
S-25	Titan Club	W	18-0
O-2	Olympic Club	W	48-13
O-9	Barbarians	W	80-0
O-16	Olympic Club	W	49-8
O-20	Palo Alto Athletic Club	W	28-3
O-23	Palo Alto Athletic Club	W	36-18
O-30	So. California All-Stars	W	21-5
N-6	Olympic Club	W	29-11
N-13	Santa Clara*	W	30-0

*at Ewing Field, San Francisco, Calif.

1916

Won 9, Lost 1 (Rugby)
Coach: Floyd C. Brown
Captain: Joseph R. Braden

S-9	Olympic Club	W	9-8
S-16	Barbarians	W	43-0
S-23	Olympic Club	W	38-16
S-30	Palo Alto Athletic Club	W	13-8
O-7	Olympic Club	W	39-16
O-14	Palo Alto Athletic Club	W	19-8
O-21	Presley's All-Stars	W	35-6
O-28	Palo Alto Athletic Club	W	26-9
N-4	Olympic Club	W	29-0
N-11	Santa Clara*	L	5-28

*at Ewing Field, San Francisco, Calif.

1917

Won 1, Lost 0
Coach: Jim Wylie
Captain: Henry S. Pettingill

	Santa Clara	W	15-11

1918

Unofficial Schedule
Student Army Training Corps Team
Won 0, Lost 4
Coach: Lieut. Arthur H. Badenoch
Captain: Alfred P. "Pret" Holt

N-9	Mare Island	L	0-80
N-16	Mather Field	L	0-70
N-23	at USC*	L	8-25
N-28	at California	L	0-67

*at Tournament Park; Pasadena, Calif.

1919

Won 4, Lost 3
Coach: Melbourne C. "Fighting Bob" Evans
Captain: Edgar R. "Reg" Caughley

O-15	U.S.S. Boston	W	59-0
--	Olympic Club	L	0-13
O-26	at Oregon		
--	Agricultural College	W	14-6
N-1	Saint Mary's	W	34-0
N-15	Santa Clara	W	13-0
N-22	California	L	10-14
N-27	at USC	L	0-13

1920

Won 4, Lost 3
Coach: Walter D. Powell
Captain: C.A. "Art" Wilcox

O-2	Saint Mary's	W	41-0
O-7	Olympic Club	L	7-10
O-16	at USC	L	0-10
O-23	at Santa Clara	W	21-7
O-30	Oregon	W	10-0
N-6	at Washington	W	3-0
N-20	at California	L	0-38

1921

Won 4, Lost 2, Tied 2
Coach: C.E. "Gene" Van Gent
Captain: John C. "Jack" Patrick

O-1	U.S. Marines	W	41-0
O-8	Saint Mary's	W	10-7
O-15	Olympic Club	W	7-0
O-22	Pacific Fleet	L	7-27
O-29	Oregon State	W	14-7
N-5	at Washington	T	0-0
N-12	Nevada	T	14-14
N-19	California	L	7-42

1922

Won 4, Lost 5
Coach: Andrew "Andy" Kerr IV
Captain: Dudley S. "Dud" DeGroot

O-7	Olympic Club	L	9-27
O-14	Santa Clara	W	7-0
O-21	Saint Mary's	W	9-0
O-28	at Oregon State	W	6-0
N-4	Nevada	W	17-7
N-11	USC	L	0-6
N-18	Washington	L	8-12
N-25	California	L	0-28
D-30	Pittsburgh	L	7-16

1923

Won 7, Lost 2
Coach: Andrew "Andy" Kerr IV
Captain: John D. "Scotchy" Campbell

S-29	Mare Island	W	82-0
O-6	Nevada	W	27-0
O-13	Santa Clara	W	55-6
O-20	at Occidental	W	42-0
O-27	USC	L	7-14
N-3	Olympic Club	W	40-7
N-10	at Oregon*	W	14-3
N-17	Idaho	W	17-7
N-24	at California	L	0-9

*at Portland, Ore.

1924

Won 7, Lost 1, Tied 1
Coach: Glenn "Pop" Warner
Captain: James W. "Jim" Lawson

O-4	Occidental	W	20-6
O-11	Olympic Club	W	7-0
O-18	Oregon	W	28-13
O-25	at Idaho*	W	3-0
N-1	Santa Clara	W	20-0
N-8	vs. Utah+	W	30-0
N-15	Montana	W	41-3
N-22	at California	T	20-20
Rose Bowl—Pasadena, Calif.			
J-1	vs. Notre Dame	L	10-27

*at Portland, Ore.; +at Berkeley, Calif.

1925

Won 7, Lost 2
Coach: Glenn "Pop" Warner
Captain: Ernie Nevers

S-26	Olympic Club	L	0-9
O-3	Santa Clara	W	20-3
O-10	Occidental	W	28-0
O-17	at USC	W	13-9
O-24	Oregon State	W	26-10
O-31	Oregon	W	35-13
N-14	at Washington	L	0-13
N-14	UCLA	W	82-0
N-21	California	W	27-14

1926

Won 10, Lost 0, Tied 1
National Champions
Coach: Glenn "Pop" Warner
Captain: Frederick Swan

S-18	Fresno State	W	44-0
S-25	Cal Tech	W	13-0
O-2	Occidental	W	19-0
O-9	Olympic Club	W	7-3
O-16	Nevada	W	33-9
O-23	at Oregon	W	29-12
O-30	at USC	W	13-12
N-6	Santa Clara	W	33-14
N-13	Washington	W	29-10
N-20	at California	W	41-6
Rose Bowl—Pasadena, Calif.			
J-1	vs. Alabama	T	7-7

1927

Won 8, Lost 2, Tied 1
Coach: Glenn "Pop" Warner
Captain: J. Harold McCreery

S-24	Fresno State	W	44-7
S-24	Olympic Club	W	7-6
O-1	Saint Mary's	L	0-16
O-8	Nevada	W	20-2
O-15	USC	T	13-13
O-22	at Oregon State*	W	20-6
O-29	Oregon	W	19-0
N-5	at Washington	W	13-7
N-12	Santa Clara	L	6-13
N-19	California	W	13-6
	Rose Bowl—Pasadena, Calif.		
J-1	vs. Pittsburgh	W	7-6

*at Portland, Ore.

1928

Won 8, Lost 3, Tied 1
Coach: Glenn "Pop" Warner
Captain: Clifford P. "Biff" Hoffman

S-15	YMI	L	0-6
S-22	West Coast Army	W	21-8
S-29	Olympic Club	L	6-12
O-6	at Oregon	W	26-12
O-13	UCLA	W	45-7
O-20	vs. Idaho*	W	47-0
O-27	Fresno State	W	47-0
N-3	at USC	L	0-10
N-10	Santa Clara	W	31-0
N-17	Washington	W	12-0
N-24	at California	T	13-13
D-1	vs. Army+	W	26-0

*at San Francisco, Calif.
+at Yankee Stadium, New York, N.Y.

1929

Won 9, Lost 2
Coach: Glenn "Pop" Warner
Captain: Donald F. "Mush" Muller

S-21	West Coast Army	W	45-0
S-28	Olympic Club	W	6-0
O-5	Oregon	W	33-7
O-12	at UCLA	W	57-0
O-19	Oregon State	W	40-7
O-26	USC	L	0-7
N-2	Cal Tech	W	39-0
N-9	at Washington	W	6-0
N-16	Santa Clara	L	7-13
N-23	California	W	21-6
D-28	Army	W	34-13

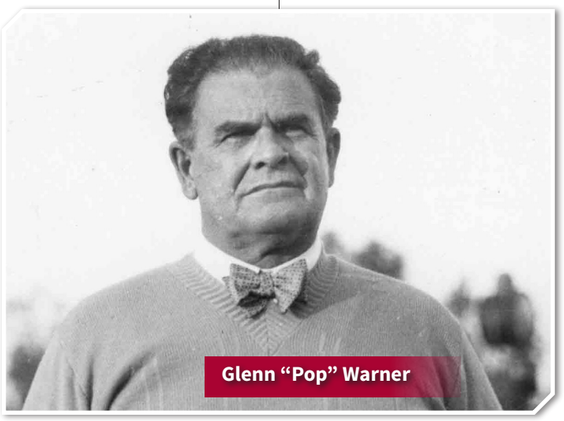
Glenn "Pop" Warner

1930

Won 9, Lost 1, Tied 1
Coach: Glenn "Pop" Warner
Captain: Ray E. Tandy

S-20	West Coast Army	W	32-0
S-27	Olympic Club	W	18-0
O-4	Santa Clara	W	20-0
O-11	at Minnesota	T	0-0
O-18	Oregon State	W	13-7
O-25	at USC	L	12-41
O-31	UCLA	W	20-0
N-8	Washington	W	25-7
N-15	Cal Tech	W	57-7
N-22	at California	W	41-0
N-29	Dartmouth	W	14-7

1931

Won 7, Lost 2, Tied 2
Coach: Glenn "Pop" Warner
Captain: Harry Hillman

S-19	West Coast Army	W	46-0
S-26	Olympic Club	T	0-0
O-3	Santa Clara	W	6-0
O-10	Minnesota	W	13-0
O-17	Oregon State	W	25-7
O-24	at Washington	T	0-0
O-31	UCLA	W	12-6
N-7	at USC	L	0-19
N-14	Nevada	W	26-0
N-21	California	L	0-6
N-28	vs. Dartmouth*	W	32-6

*at Cambridge, Mass.

1932

Won 6, Lost 4, Tied 1
Coach: Glenn "Pop" Warner
Captain: Ernest W. Caddel, William F. Bates

S-17	Olympic Club	W	6-0
S-24	at San Francisco	W	20-7
O-1	at Oregon State*	W	27-0
O-8	Santa Clara	W	14-0
O-15	West Coast Army	W	26-0
O-22	USC	L	0-13
O-29	at UCLA	L	6-13
N-5	Washington	L	13-18
N-12	Cal Aggies	W	59-0
N-19	at California	T	0-0
N-26	at Pittsburgh	L	0-7

*at Portland, Ore.

1933

Won 8, Lost 2, Tied 1
Pacific Coast Conference Champions
Coach: Claude E. "Timy" Thornhill
Captain: Ray E. Tandy

S-23	San Jose State	W	27-0
S-30	UCLA	W	3-0
O-7	Santa Clara	W	7-0
O-14	at Northwestern*	T	0-0
O-21	at San Francisco	W	20-13
O-28	at Washington	L	0-6
N-4	Olympic Club	W	21-0
N-11	at USC	W	13-7
N-18	Montana	W	33-7
N-25	California	W	7-3
	Rose Bowl—Pasadena, Calif.		
J- 1	vs. Columbia	L	0-7

*Chicago, Ill.

1934

Won 9, Lost 1, Tied 1
Pacific Coast Conference Champions
Coach: Claude E. "Timy" Thornhill
Captain: Appointed by game

S-22	San Jose State	W	48-0
S-29	Santa Clara	T	7-7
O-6	at Oregon State*	W	17-0
O-13	Northwestern	W	20-0
O-21	at San Francisco	W	3-0
O-27	USC	W	16-0
N-3	at UCLA	W	27-0
N-10	Washington	W	24-0
N-17	Olympic Club	W	40-0
N-24	at California	W	9-7
	Rose Bowl—Pasadena, Calif.		
J- 1	vs. Alabama	L	13-29

*at Portland, Ore.

1935

Won 8, Lost 1
Pacific Coast Conference Champions
Coach: Claude E. "Tiny" Thornhill
Captain: Robert A. "Bones" Hamilton

S-28	San Jose State	W	35-0
O-5	at San Francisco	W	10-0
O-19	UCLA	L	6-7
O-26	at Washington	W	6-0
N-2	Santa Clara	W	9-6
N-9	at USC	W	3-0
N-16	Montana	W	32-0
N-23	California	W	13-0
	Rose Bowl—Pasadena, Calif.		
J-1	vs. Southern Methodist	W	7-0

Note: The AP began its college football poll in 1936. The numbers in parenthesis indicate the team's rank at the time of the game. Stanford's rank appears on the left.

1936

Won 2, Lost 5, Tied 2
Coach: Claude E. "Tiny" Thornhill
Captain: Earl M. Hoos

S-26	Santa Clara	L	0-13
O-3	at Washington State	L	13-14
O-2	Oregon	T	7-7
O-24	USC (6)	L	7-14
O-31	at UCLA	W	19-6
N-7	Washington (6)	T	14-14
N-14	at Oregon State*	W	20-14
N-21	at California	L	0-20
N-28	at Columbia	L	0-7

*at Portland, Ore.

1937

Won 4, Lost 3, Tied 2
Coach: Claude E. "Tiny" Thornhill
Captain: Grant B. Stone

S-25	Santa Clara	L	7-13
O-2	at Oregon	L	6-7
O-9	UCLA	W	12-7
O-23	at Washington	W	13-7
O-30	Oregon State	T	0-0
N-6	at USC	W	7-6
N-13	Washington State	W	23-0
N-20	(13) California (2)	L	0-13
N-27	at Columbia	T	0-0

1938

Won 3, Lost 6
Coach: Claude E. "Tiny" Thornhill
Captain: Appointed by game

O-1	Santa Clara	L	0-22
O-8	Washington State	W	8-0
O-15	Oregon	W	27-16
O-22	USC	L	2-13
O-29	at UCLA	L	0-6
N-5	Washington	L	7-10
N-12	at Oregon State	L	0-6
N-19	at California (9)	L	0-6
N-26	Dartmouth (13)	W	23-13

1939

Won 1, Lost 7, Tied 1
Coach: Claude E. "Tiny" Thornhill
Captain: Stanley Anderson

S-30	Oregon State	L	0-12
O-7	at Oregon*	L	0-10
O-14	UCLA	T	14-14
O-28	at Washington	L	5-8
N-4	Santa Clara	L	7-27
N-11	at USC (4)	L	0-33
N-18	Washington State	L	0-7
N-25	California	L	14-32
D-2	vs. Dartmouth+	W	14-3

*at Multnomah Stadium, Portland, Ore.
+at Polo Grounds, New York, NY

1940

Won 10, Lost 0
Pacific Coast Conference Champions
Final AP Ranking: No. 2
Coach: Clark Shaughnessy
Captain: Appointed by game

S-28	at San Francisco*	W	27-0
O-5	Oregon	W	13-0
O-12	Santa Clara	W	7-6
O-19	(10) at Washington St. (19)	W	26-14
O-26	(9) USC (17)	W	21-7
N-2	(6) at UCLA	W	20-14
N-9	(6) Washington (11)	W	20-10
N-16	(4) Oregon State (19)	W	28-14
N-30	(3) at California	W	13-7
	Rose Bowl—Pasadena, Calif.		
J-1	(2) vs. Nebraska (7)	W	21-13

*Kezar Stadium, San Francisco, Calif.

1941

Won 6, Lost 3
Coach: Clark Shaughnessy
Captains: Appointed by game

S-27	Oregon	W	19-15
O-4	UCLA	W	33-0
O-11	at Oregon State	L	0-10
O-18	San Francisco	W	42-26
O-25	(20) at Washington	W	13-7
N-1	(12) Santa Clara	W	27-7
N-8	(9) at USC	W	13-0
N-15	(6) Washington State	L	13-14
N-29	California	L	0-16

1942

Won 6, Lost 4
Final AP Ranking No. 12
Coach: Marchmont Schwartz
Captain: Appointed by game

S-26	Washington State	L	0-6
O-3	vs. Santa Clara*	L	6-14
O-10	at Notre Dame	L	0-27
O-17	Idaho	W	54-7
O-24	vs. USC*	W	14-6
O-31	UCLA (11)	L	7-21
N-7	vs. Washington*	W	20-7
N-14	Oregon State	W	49-13
N-28	at California	W	26-7
	(12) Saint Mary's Pre-Flight	W	28-13

*at Kezar Stadium; San Francisco, Calif.

1943-44

No football
World War II

1945

Unofficial Schedule
Won 1, Lost 1
Coach: Marchmont Schwartz

N-17	Stockton Commandos	L	13-19
D-1	San Mateo Merchant Marine	W	12-6

1946

Won 6, Lost 3, Tied 1
Coach: Marchmont Schwartz
Captain: Appointed by game

S-28	Idaho	W	45-0
O-5	San Francisco	W	33-7
O-12	(17) at UCLA (5)	L	6-26
O-19	Santa Clara	W	33-27
O-26	USC	L	20-28
N-2	at Oregon State	T	0-0
N-9	Washington	L	15-21
N-16	Washington State	W	27-26
N-23	at California	W	25-6
D-23	at Hawai'i	W	18-7

1947

Won 0, Lost 9
Coach: Marchmont Schwartz
Captain: George Quist

S-27	Idaho	L	16-19
O-4	at Michigan	L	13-49
O-11	Santa Clara	L	7-13
O-18	UCLA (19)	L	6-39
O-25	at Washington	L	0-25
N-1	Oregon State	L	7-13
N-8	at USC (5)	L	0-14
N-15	Oregon	L	6-21
N-22	California (9)	L	18-21

1948

Won 4, Lost 6
Coach: Marchmont Schwartz
Captain: Appointed by game

S-18	San Jose State	W	26-20
S-25	Oregon	L	12-20
O-2	at Washington State	L	7-14
O-9	Santa Clara	L	14-27
O-16	at UCLA	W	34-14
O-23	USC	L	6-7
O-15	Washington	W	20-0
N-6	vs. Army (4)*	L	0-43
N-13	Montana	W	39-7
N-20	at California (4)	L	6-7

*at Yankee Stadium, New York, N.Y.

1949

Won 7, Lost 3, Tied 1
Coach: Marchmont Schwartz
Captains: Allan F. Rau, James Castagnoli

S-17	San Jose State	W	49-0
S-24	Harvard	W	44-0
O-1	Michigan	L	7-27
O-8	UCLA (18)	L	7-14
O-15	at Washington	W	40-0
O-22	Oregon State	W	27-7
O-29	Santa Clara	T	7-7
N-5	at USC (12)	W	34-13
N-12	(17) Idaho	W	63-0
N-19	(12) California (3)	L	14-33
J-2	Hawai'i	W	74-20

1950

Won 5, Lost 3, Tied 2
Coach: Marchmont Schwartz
Captains: Russell Pomeroy, Gordon W. White

S-23	(7) San Jose State	W	33-16
S-30	(7) San Francisco	W	55-7
O-7	(8) at Oregon State*	W	21-7
O-14	(6) Santa Clara	W	23-13
O-21	(6) at UCLA	L	7-21
O-28	Washington	L	7-21
N-4	USC	T	7-7
N-11	Washington State	W	26-17
N-18	Army (3)	L	0-7
N-25	at California (4)	T	7-7

*at Portland, Ore.

1951

Won 9, Lost 2
Pacific Coast Conference Champions
Final AP Ranking: No. 7
Coach: Chuck Taylor
Captains: Bill McColl, Gary Kerkorian

S-22	at Oregon*	W	27-20
S-29	San Jose State	W	26-13
O-6	at Michigan	W	23-13
O-13	(19) UCLA	W	21-7
O-20	(13) Santa Clara	W	21-14
O-27	(11) at Washington	W	14-7
N-3	(11) Washington St. (16)	W	21-13
N-10	(7) at USC (6)	W	27-20
N-17	(4) Oregon State	W	35-14
N-24	(3) California (19)	L	7-20
	Rose Bowl—Pasadena, Calif.		
J-1	(7) vs. Illinois (4)	L	7-40

*at Portland, Ore.

1952

Won 5, Lost 5
Coach: Chuck Taylor
Captains: Alfred Kirkland, James A. Vick

S-20	(13) Santa Clara	W	28-13
S-27	(13) at Washington St. (15)	W	14-13
O-4	Michigan	W	14-7
O-11	Oregon State	W	41-28
O-18	(13) at UCLA (10)	L	14-24
O-25	Washington	L	14-27
N-1	San Jose State	W	35-13
N-8	USC (6)	L	7-54
N-15	Oregon	L	20-21
N-22	at California	L	0-26

1953

Won 6, Lost 3, Tied 1
Final AP Ranking: No. 19
Coach: Chuck Taylor
Captain: Norman Manoogian

S-19	Pacific	L	20-25
S-26	Oregon	W	7-0
O-3	at Illinois	L	21-33
O-10	at Oregon State*	W	21-0
O-17	UCLA (4)	W	21-20
O-24	(20) at Washington	W	13-7
O-31	(17) Washington State	W	48-19
N-7	(11) at USC (17)	L	20-23
N-14	(16) San Jose State	W	54-0
N-21	(16) California	T	21-21

*at Portland, Ore.

1954

Won 4, Lost 6
Coach: Chuck Taylor
Captain: Winfred E. Wedge

S-17	at Pacific	W	13-12
S-25	at Oregon (16)*	W	18-13
O-2	Illinois	W	12-2
O-9	(17) Navy (19)	L	0-25
O-16	at UCLA (3)	L	0-72
O-23	Washington	W	13-7
O-30	Washington State	L	26-30
N-6	USC (10)	L	7-21
N-13	San Jose State	L	14-19
N-20	at California	L	20-28

*at Portland, Ore.

1955

Won 6, Lost 3, Tied 1
Final AP Ranking: No. 16
Coach: Chuck Taylor
Captains: Robert Marshall, William H. Tarr

S-17	Pacific	W	33-14
S-24	at Oregon State*	L	0-10
O-1	Ohio State (8)	W	6-0
O-8	(20) at Michigan State	L	14-38
O-15	UCLA (9)	L	13-21
O-22	at Washington	T	7-7
O-29	San Jose State	W	34-18
N-5	at USC (16)	W	28-20
N-12	Oregon	W	44-7
N-19	(18) California	W	19-0

*at Portland, Ore.

1956

Won 4, Lost 6
Coach: Chuck Taylor
Captains: John Brodie, Paul Wiggin

S-22	(14) at Washington St.*	W	40-26
S-29	(12) Michigan State (3)	L	7-21
O-6	at Ohio State (4)	L	20-32
O-13	San Jose State	W	40-20
O-20	at Oregon	W	21-7
O-27	USC (6)	W	27-19
N-3	(10) at UCLA	L	13-14
N-10	(20) Oregon State (14)	L	19-20
N-17	Washington	L	13-34
N-24	at California	L	18-20

*at Spokane, Wash.

1957

Won 6, Lost 4
Coach: Chuck Taylor
Captains: Jon Douglas, Gary Van Gaider

S-21	San Jose State	W	46-7
S-28	(16) Northwestern	W	26-6
O-5	(17) at Rice	L	7-34
O-12	Washington State	L	18-21
O-19	at Washington	W	21-14
O-26	UCLA (15)	W	20-6
N-2	Oregon (15)	L	26-27
N-9	at USC	W	35-7
N-16	at Oregon State	L	14-24
N-23	California	W	14-12

Chuck Taylor

1958

Won 2, Lost 8
Coach: Jack Curtice
Captains: Robert Nicolet, Robert Peterson, Eric Protiva

S-20	at Washington State	L	6-40
S-27	Rice	L	7-30
O-4	at Northwestern	L	0-28
O-11	Washington	W	22-12
O-18	Air Force	L	0-16
O-25	at UCLA	W	21-19
N-1	USC	L	6-29
N-8	at Oregon	L	0-12
N-15	Oregon State	L	16-24
N-22	at California (19)	L	15-16

1959

Won 3, Lost 7
Coach: Jack Curtice
Captain: Chris Burford

S-19	Oregon	L	27-28
S-26	at Wisconsin (8)	L	14-16
O-3	Pacific	W	21-6
O-10	at Washington	L	0-10
O-17	Washington State	L	19-36
O-24	at USC (5)	L	28-30
O-31	San Jose State	W	54-38
N-7	UCLA	L	13-55
N-14	at Oregon State	W	39-22
N-21	California	L	17-20

1960

Won 0, Lost 10
Coach: Jack Curtice
Captains: Dick Norman, Dean Hinshaw

S-17	at Washington State*	L	14-15
S-24	Wisconsin	L	7-24
O-1	at Air Force	L	9-32
O-8	Washington (12)	L	10-29
O-15	San Jose State	L	20-34
O-22	at UCLA (19)	L	8-26
O-29	USC	L	6-21
N-5	at Oregon+	L	6-27
N-12	Oregon State	L	21-25
N-19	at California	L	10-21

*at Spokane, Wash.
+at Portland, Ore.

1961

Won 4, Lost 6
Coach: Jack Curtice
Captains: John R. Butler, Christopher Cottle

S-23	Tulane	W	9-7
S-30	at Oregon State	W	34-0
O-7	at Michigan State (6)	L	3-31
O-14	San Jose State	W	17-6
O-21	at Washington	L	0-13
O-28	UCLA	L	0-20
N-4	Oregon	L	7-19
N-11	at USC	L	15-30
N-18	Washington State	L	0-30
N-25	California	W	20-7

1962

Won 5, Lost 5
Coach: Jack Curtice
Captains: Edward Cummings, Gary Sargent

S-21	Tulane	W	6-3
S-29	Michigan State (6)	W	16-13
O-6	Oregon State	L	0-27
O-13	at Washington State*	L	6-21
O-20	Washington (9)	L	0-14
O-27	at UCLA	W	17-7
N-3	at Oregon+	L	14-28
N-10	USC (2)	L	14-39
N-17	San Jose State	W	21-9
N-24	at California	W	30-13

*at Spokane, Wash.
+at Portland, Ore.

1963

Won 3, Lost 7
Coach: John Ralston
Captains: Marvin Harris, Clark Weaver

S-21	San Jose State	W	29-13
S-28	Oregon	L	7-36
O-5	UCLA	L	9-10
O-12	at Rice	L	13-23
O-19	at Washington	L	11-19
O-26	Notre Dame	W	24-14
N-2	at Oregon State	L	7-10
N-9	at USC	L	11-25
N-16	Washington State	L	15-32
N-30	California	W	28-17

1964

Won 5, Lost 5
Coach: John Ralston
Captains: Richard Ragsdale, Guy Rounsaville

S-19	at Washington State*	L	23-29
S-26	San Jose State	W	10-8
O-3	at UCLA	L	20-27
O-10	Rice	W	34-7
O-17	Washington	L	0-6
O-24	at Notre Dame (2)	L	6-28
O-31	at Oregon (7)	W	10-8
N-7	USC	L	10-15
N-14	Oregon State	W	16-7
N-21	at California	W	21-3

*at Spokane, Wash.

1965

Won 6, Lost 3, Tied 1
Coach: John Ralston
Captains: Robert Handley, Gary Pettigrew, Glenn Myers

S-18	San Jose State	W	26-6
S-25	Navy	T	7-7
O-2	at Air Force	W	17-16
O-9	Oregon	W	17-14
O-16	at USC (6)	L	0-14
O-23	Army	W	31-14
O-30	at Washington	L	8-41
N-6	at Tulane	W	16-0
N-13	UCLA (7)	L	13-30
N-20	California	W	9-7

1966

Won 5, Lost 5
Coach: John Ralston
Captains: Allan Mohrman, Albert Wilburn

S-17	San Jose State	W	25-21
S-24	at Minnesota	L	21-35
O-1	Tulane	W	33-14
O-8	at Oregon*	L	3-7
O-15	USC (5)	L	7-21
O-22	at Illinois	W	6-3
O-29	Washington	L	20-22
N-5	Air Force	W	21-6
N-12	at UCLA (8)	L	0-10
N-19	at California	W	13-7

*at Portland, Ore.

1967

Won 5, Lost 5
Coach: John Ralston
Captains: Marty Brill, John Root

S-16	at Oregon State*	L	7-13
S-23	Kansas	W	21-20
S-30	San Jose State	W	28-14
O-7	at USC (1)	L	0-30
O-14	Washington State	W	31-10
O-21	UCLA (3)	L	16-21
O-28	at Army	L	20-24
N-4	at Washington	W	14-7
N-11	Oregon	W	17-14
N-18	California	L	3-26

*at Portland, Ore.

1968

Won 6, Lost 3, Tied 1
Coach: John Ralston
Captains: Malcolm Snider, Stuart Kellner

S-21	San Jose State	W	68-20
S-28	at Oregon	W	28-12
O-5	Air Force	W	24-13
O-12	(18) USC (2)	L	24-27
O-19	(14) at Washington St.*	T	21-21
O-26	at UCLA	L	17-20
N-2	Oregon State	L	7-29
N-9	Washington	W	35-20
N-16	at Pacific	W	24-0
N-23	at California (18)	W	20-0

*at Spokane, Wash.

1969

Won 7, Lost 2, Tied 1
Final AP Ranking: No. 19
Coach: John Ralston
Captains: Don Parish, Patrick Preston

S-20	San Jose State	W	63-21
S-27	Oregon	W	28-0
O-4	(17) at Purdue (8)	L	35-36
O-11	(16) at USC (4)	L	24-26
O-18	(18) Washington St.	W	49-0
O-25	(19) UCLA (6)	T	20-20
N-1	(16) at Oregon State	W	33-0
N-8	(14) at Washington	W	21-7
N-15	(13) Air Force (20)	W	47-34
N-22	(14) California	W	29-28

1970

Won 9, Lost 3
Pac-8 Conference Champions
Final AP Ranking: No. 8
Coach: John Ralston
Captains: Jim Plunkett, Jack Schultz

S-12	(10) at Arkansas (4)*	W	34-28
S-19	(4) San Jose State	W	34-3
S-26	(3) at Oregon	W	33-10
O-3	(3) Purdue	L	14-26
O-10	(12) USC (4)	W	24-14
O-17	(9) at Washington St.*	W	63-16
O-24	(8) at UCLA (16)	W	9-7
O-31	(6) Oregon State	W	48-10
N-7	(6) Washington	W	29-22
N-14	(6) at Air Force (13)	L	14-31
N-21	(11) at California	L	14-22
Rose Bowl—Pasadena, Calif.			
J- 1	(12) vs. Ohio State (2)	W	27-17

*at Little Rock, Ark.
*at Spokane, Wash.

1971

Won 9, Lost 3
Pac-8 Conference Champions
Final AP Ranking: No. 10
Coach: John Ralston
Captains: Don Bunce, Jackie Brown, Jeff Siemon

S-11	(19) at Missouri	W	19-0
S-18	(13) at Army	W	38-3
S-25	(13) Oregon	W	38-17
O-2	(10) Duke (19)	L	3-9
O-9	(19) at Washington (11)	W	17-6
O-16	(15) at USC	W	33-18
O-23	(10) Washington State	L	23-24
O-30	(17) at Oregon State	W	31-24
N-6	(12) UCLA	W	20-9
N-23	(10) San Jose State	L	12-13
N-20	(18) California	W	14-0
Rose Bowl—Pasadena, Calif.			
J- 1	(16) vs. Michigan (4)	W	13-12

1972

Won 6, Lost 5
Coach: Jack Christiansen
Captains: Younger Klippert, Charles McCloud

S-16	San Jose State	W	44-0
S-23	(19) at Duke	W	10-6
S-30	(19) West Virginia (20)	W	41-35
O-7	(15) USC (1)	L	21-30
O-14	(17) Washington (12)	W	24-0
O-21	(13) at Oregon	L	13-15
O-28	Oregon State	W	17-11
N-4	at UCLA (8)	L	23-28
N-11	(20) at Washington St.	L	13-27
N-18	at California	L	21-24
D-2	at Hawai'i	W	39-7

1973

Won 7, Lost 4
Coach: Jack Christiansen
Captains: Mike Boryla, Randy Poltl

S-15	Penn State (7)	L	6-20
S-22	at Michigan (5)	L	10-47
S-29	San Jose State	W	23-12
O-6	at Illinois	W	24-0
O-13	UCLA (15)	L	13-59
O-20	at Washington	W	23-14
O-27	Washington State	W	45-14
N-3	at Oregon State	W	24-23
N-10	at USC (8)	L	26-27
N-17	Oregon	W	24-7
N-24	California	W	26-17

1974

Won 5, Lost 4, Tied 2
Coach: Jack Christiansen
Captains: Drew Palin, Scott Laidlaw

S-13	(20) at Penn State (8)	L	20-24
S-21	(19) Illinois	L	7-41
S-28	San Jose State	T	21-21
O-5	Michigan (4)	L	16-27
O-12	at UCLA (11)	T	13-13
O-19	Washington	W	34-17
O-26	at Washington State	W	20-18
N-2	Oregon State	W	17-13
N-9	USC	L	10-34
N-16	at Oregon	W	17-0
N-23	at California (19)	W	22-20

1975

Won 6, Lost 4, Tied 1
Coach: Jack Christiansen
Captains: Bill Singler, Geb Church

S-13	at Penn State (10)	L	14-34
S-20	at Michigan (2)	T	19-19
S-27	(18) San Jose State	L	34-36
O-4	Army	W	67-14
O-11	UCLA	L	21-31
O-18	at Washington	W	24-21
O-25	Washington State	W	54-14
N-1	at Oregon State	W	28-22
N-8	at USC (9)	W	13-10
N-15	Oregon	W	33-30
N-22	California (13)	L	15-48

1976

Won 6, Lost 5
Coach: Jack Christiansen
Captains: Alex Karakazoff, Jeff Barton

S-11	at Penn State (10)	L	12-15
S-18	at Michigan (1)	L	0-51
S-25	San Jose State	W	28-23
O-2	at Army	L	20-21
O-9	at UCLA (5)	L	20-38
O-16	Washington	W	34-28
O-23	at Washington State	W	22-16
O-30	Oregon State	W	24-3
N-6	USC (4)	L	24-48
N-13	at Oregon	W	28-17
N-20	at California	W	27-24

1977

Won 9, Lost 3
Final AP Ranking: No. 15
Coach: Bill Walsh
Captains: Guy Benjamin, Gordy Ceresino

S-10	at Colorado (12)	L	21-27
S-17	at Tulane	W	21-17
S-24	Illinois	W	37-24
O-1	Oregon	W	20-10
O-8	UCLA	W	32-28
O-15	at Washington	L	21-45
O-22	Washington State	W	31-29
O-29	at Oregon State	W	26-7
N-5	at USC (16)	L	0-49
N-12	San Jose State	W	31-26
N-19	California	W	21-3
Sun Bowl—El Paso, Texas			
D-31	LSU	W	24-14

1978

Won 8, Lost 4
Final AP Ranking: No. 17
Coach: Bill Walsh
Captains: Gordy Ceresino, Steve Dils

S-9	Oklahoma (4)	L	29-35
S-16	San Jose State	W	38-9
S-23	at Illinois	W	35-10
S-30	(20) Tulane	W	17-14
O-7	(17) at UCLA (16)	L	26-27
O-14	(18) Washington	L	31-34
O-21	at Washington State	W	43-27
O-28	Oregon State	W	24-6
N-4	USC (6)	L	7-13
N-11	at Arizona State	W	21-14
N-18	at California	W	30-10
Bluebonnet Bowl—Houston, Texas			
D-31	vs. Georgia (11)	W	25-22

1979

Won 5, Lost 5, Tied 1
Coach: Rod Dowhower
Captains: Turk Schonert, Chuck Evans

S-8	(13) at Tulane	L	10-33
S-15	San Jose State	W	45-29
S-22	Army	L	13-17
S-29	Boston College	W	33-14
O-6	UCLA	W	27-24
O-13	at USC (1)	T	21-21
O-20	at Arizona	W	30-10
O-27	at Oregon State	L	31-33
N-3	Arizona State	W	28-21
N-10	Oregon	L	7-16
N-17	California	L	14-21

1980

Won 6, Lost 5
Coach: Paul Wiggin
Captains: Appointed by game

S-6	(15) at Oregon	W	35-25
S-13	(13) Tulane	W	19-14
S-20	(11) at Boston College	L	13-30
S-27	at Oklahoma (4)	W	31-14
O-4	(15) San Jose State	W	35-21
O-11	(16) at UCLA (5)	L	21-35
O-18	(20) Washington	L	24-27
O-25	at Washington State	W	48-34
N-1	Oregon State	W	54-13
N-8	USC (4)	L	9-34
N-22	at California	L	23-28

1981

Won 4, Lost 7
Coach: Paul Wiggin
Captains: Appointed by game

S-12	(19) at Purdue	L	19-27
S-19	San Jose State	L	6-28
S-26	Ohio State (8)	L	19-24
O-3	at Arizona	L	13-17
O-10	UCLA (17)	W	26-23
O-17	at USC (7)	L	17-25
O-24	Arizona State (17)	L	36-62
O-31	at Washington (18)	L	31-42
N-7	at Oregon State	W	63-9
N-14	Oregon	W	42-3
N-21	California	W	42-21

1982

Won 5, Lost 6
Coach: Paul Wiggin
Captain: Appointed by game

S-11	at Purdue	W	35-14
S-18	San Jose State	L	31-35
S-25	at Ohio State (13)	W	23-20
O-2	Oregon State	W	45-5
O-9	at Arizona State (11)	L	17-21
O-16	USC (14)	L	21-41
O-23	at Washington State	W	31-26
O-30	Washington (2)	W	43-31
N-6	Arizona	L	27-41
N-13	at UCLA (12)	L	35-38
N-20	at California	L	20-25

1983

Won 1, Lost 10
Coach: Paul Wiggin
Captain: Appointed by game

S-10	Oklahoma (2)	L	14-27
S-17	at Illinois	L	7-17
S-24	San Jose State	L	10-23
O-1	at Arizona State (20)	L	11-29
O-8	UCLA	L	21-39
O-15	at Washington (17)	L	15-32
O-22	Arizona (19)	W	31-22
O-29	at Oregon State	L	18-31
N-5	at USC	L	7-30
N-12	Oregon	L	7-16
N-19	California	L	18-27

1984

Won 5, Lost 6
Coach: Jack Elway
Captains: Appointed by game

S- 8	at Oklahoma (16)	L	7-19
S- 15	Illinois	W	34-19
S-22	San Jose State	W	28-27
S-29	Arizona Sate	L	10-28
O-6	at UCLA (17)	W	23-21
O-13	Washington (2)	L	15-37
O-20	Washington State	L	42-49
O-27	at Oregon State	W	28-21
N-3	USC (18)	L	11-20
N-10	at Arizona	L	14-28
N-17	at California	W	27-10

1985

Won 4, Lost 7
Coach: Jack Elway
Captains: Appointed by game

S-14	San Jose State	W	41-7
S-21	at Oregon	L	28-45
S-28	Texas	L	34-38
O-5	at San Diego State	L	22-41
O-12	UCLA	L	9-34
O-19	at USC	L	6-30
O-26	Arizona	W	28-17
N-2	at Washington	L	0-34
N-9	Oregon State	W	39-24
N-16	at Arizona State	L	14-21
N-23	California	W	24-22

1986

Won 8, Lost 4
Coach: Jack Elway
Captain: Appointed by game

S-13	at Texas	W	31-20
S-20	San Jose State	W	28-10
S-27	at Oregon State	W	17-7
O-4	San Diego State	W	17-10
O-11	(18) Washington (12)	L	14-24
O-18	at Oregon	W	41-7
O-25	(19) USC	L	0-10
N-1	Washington State	W	42-12
N-8	at UCLA (12)	W	28-23
N-22	(16) at California	L	11-17
N-29	vs. Arizona* (12)	W	29-24
Gator Bowl—Jacksonville, Fla.			
D-27	(20) vs. Clemson	L	21-27

*Tokyo, Japan

1987

Won 5, Lost 6
Coach: Jack Elway
Captains: Appointed by game

S-5	at Washington (13)	L	21-31
S-19	at Colorado	L	17-31
S-26	San Jose State	L	17-24
O-3	UCLA (11)	L	0-49
O-10	at Washington State	W	44-7
O-17	at San Diego State	W	44-40
O-24	Oregon	W	13-10
O-31	Arizona	L	13-23
N-7	at USC	L	24-39
N-14	at Oregon State	W	38-7
N-21	California	W	31-7


Bill Walsh

1988

Won 3, Lost 6, Tied 2
Coach: Jack Elway
Captains: Appointed by game

S-10	USC (6)	L	20-24
S-17	San Diego State	W	31-10
S-24	at Oregon	L	3-7
O-1	at Notre Dame (5)	L	14-42
O-8	San Jose State	W	44-12
O-15	Arizona State	W	24-3
O-22	Oregon State	T	20-20
O-29	at Washington	L	25-28
N-5	Washington State	L	21-24
N-12	at UCLA (6)	L	17-27
N-19	at California	T	19-19

1989

Won 3, Lost 8
Coach: Dennis Green
Captains: Appointed by game

S-2	at Arizona (18)	L	3-19
S-9	at Oregon State	L	16-20
S-23	Oregon (22)	W	18-17
S-30	San Jose State	L	33-40
O-7	Notre Dame (1)	L	17-27
O-14	at Washington State (17)	L	13-31
O-21	Utah	L	24-27
O-28	at USC (10)	L	0-19
N-4	UCLA	W	17-14
N-11	at Arizona State	L	22-30
N-18	California	W	24-14

1990

Won 5, Lost 6
Coach: Dennis Green
Captains: Dave Garnett, Tommy Vardell, John Hopkins

S-6	at Colorado (6)	L	17-21
S-15	at UCLA	L	31-32
S-22	Oregon State	W	37-3
S-29	San Jose State	L	23-29
O-6	at Notre Dame (1)	W	36-31
O-13	USC (16)	L	22-37
O-20	Washington (13)	L	16-52
O-27	at Oregon (25)	L	0-31
N-3	Washington State	W	31-13
N-10	at Arizona	W	23-10
N-17	at California	W	27-25

1991

Won 8, Lost 4
Final AP Ranking: No. 22
Coach: Dennis Green
Captains: Dave Garnett, Tommy Vardell

S-7	Washington (4)	L	7-42
S-14	at Arizona	L	23-28
S-28	Colorado (17)	W	28-21
O-5	Notre Dame (8)	L	26-42
O-12	Cornell	W	56-6
O-19	at USC	W	24-21
O-26	Oregon State	W	40-10
N-2	at Oregon	W	33-13
N-9	UCLA (22)	W	27-10
N-16	(22) at Washington State	W	49-14
N-23	(21) California (6)	W	38-21
Aloha Bowl—Honolulu, Hawai'i			
D- 25	(17) vs. Georgia Tech	L	17-18

1992

Won 10, Lost 3
Pac-10 Conference Co-Champions
Final AP Ranking: No. 9
Coach: Bill Walsh
Captains: Appointed by game

A-26	(17) vs. Texas A&M* (7)	L	7-10
S-12	(21) Oregon	W	21-7
S-19	(18) Northwestern	W	35-24
S-26	(19) San Jose State	W	37-13
O-3	(18) at Notre Dame (6)	W	33-16
O-10	(11) at UCLA (19)	W	19-7
O-17	(8) Arizona	L	6-21
O-24	(16) at Oregon State	W	27-21
O-31	(15) at Washington (2)	L	7-41
N-7	(21) USC (11)	W	23-9
N-14	(15) Washington St. (21)	W	40-3
N-21	(14) at California	W	41-21
Blockbuster Bowl—Miami, Fla.			
J-1	(13) vs. Penn State (21)	W	24-3

*Pigskin Classic; Anaheim, Calif.

1993

Won 4, Lost 7
Coach: Bill Walsh
Captains: Appointed by game

S-4	(15) at Washington (12)	L	14-31
S-11	(23) San Jose State	W	31-28
S-18	(20) Colorado (7)	W	41-37
S-25	(17) UCLA	L	25-28
O-2	Notre Dame (4)	L	20-48
O-16	at Arizona (11)	L	24-27
O-23	Arizona State	L	30-38
O-30	Oregon State	W	31-27
N-6	at USC	L	20-45
N-13	at Oregon	W	38-34
N-20	California	L	17-46

1994

Won 3, Lost 7, tied 1
Coach: Bill Walsh
Captains: Appointed by game

S-10	(24) at Northwestern	T	41-41
S-17	San Jose State	W	51-20
S-24	Arizona (8)	L	10-34
O-1	at Notre Dame (8)	L	15-34
O-8	at Arizona State	L	35-36
O-15	USC	L	20-27
O-22	at Oregon State	W	35-29
O-29	at UCLA	L	30-31
N-5	Washington (12)	W	46-28
N-12	Oregon (15)	L	21-55
N-19	at California	L	23-24

1995

Won 7, Lost 4, Tied 1
Coach: Tyrone Willingham
Captains: Mark Butterfield, Mike Hall

S-2	at San Jose State	W	47-33
S-9	at Utah	W	27-20
S-16	Wisconsin	T	24-24
S-23	at Oregon (12)	W	28-21
O-7	(19) at Arizona State	W	30-28
O-14	(16) Washington (24)	L	28-38
O-21	(23) UCLA	L	28-42
O-28	Oregon State	W	24-3
N-4	at USC (14)	L	30-31
N-11	at Washington State	W	36-24
N-18	California	W	29-24
Liberty Bowl—Memphis, Tenn.			
D-30	East Carolina	L	13-19

1996

Won 7, Lost 5
Coach: Tyrone Willingham
Captains: Brad Badger, Pete Swanson

S-7	Utah	L	10-17
S-14	San Jose State	W	25-2
S-21	at Wisconsin	L	0-14
O-5	at Washington (18)	L	6-27
O-12	Oregon (OT)	W	27-24
O-19	at Oregon State	L	12-26
O-26	Arizona State (4)	L	9-41
N-2	at UCLA	W	21-20
N-9	USC	W	24-20
N-16	Washington State	W	33-17
N-23	at California	W	42-21
Sun Bowl—El Paso, Texas			
D-31	Michigan State	W	38-0

1997

Won 5, Lost 6
Coach: Tyrone Willingham
Captains: Chris Draft, Kailee Wong

S-6	(17) San Jose State	W	28-12
S-13	(17) at North Carolina (7)	L	17-28
S-20	(21) at Oregon State	W	27-24
S-27	(20) Oregon	W	58-49
O-4	(19) Notre Dame	W	33-15
O-11	(16) at Arizona	L	22-28
O-18	(25) Arizona State	L	14-31
N-1	UCLA (12)	L	7-27
N-8	at USC	L	21-45
N-15	at Washington State (14)	L	28-38
N-22	California	W	21-20

1998

Won 3, Lost 8
Coach: Tyrone Willingham
Captains: Donnie Spragan, Willie Howard

S-5	San Jose State	L	23-35
S-12	Arizona (21)	L	14-31
S-19	North Carolina	W	37-34
S-26	at Oregon (20)	L	28-63
O-3	at Notre Dame (23)	L	17-35
O-10	Oregon State	L	23-30
O-22	at Arizona State (OT)	L	38-44
O-31	at UCLA (2)	L	24-28
N-7	USC	L	9-34
N-14	Washington State	W	38-28
N-22	at California	W	10-3

1999

Won 8, Lost 4
Pac-10 Conference Champions
Coach: Tyrone Willingham
Captains: Andrew Currie, Willie Howard, Todd Husak, Troy Walters

S-4	at Texas	L	17-69
S-11	Washington State	W	54-17
S-18	at Arizona (19)	W	50-22
S-25	UCLA (18)	W	42-32
O-2	San Jose State	L	39-44
O-16	Oregon State	W	21-17
O-23	at USC	W	35-31
O-30	at Washington	L	30-35
N-13	at Arizona State	W	50-30
N-20	California	W	31-13
N-27	Notre Dame	W	40-37
Rose Bowl—Pasadena, Calif.			
J-1	(22) vs. Wisconsin (4)	L	9-17

2000

Won 5, Lost 6
Coach: Tyrone Willingham
Captains: Willie Howard, Riall Johnson, DeRonnie Pitts, Russell Stewart

S-2	at Washington State	W	24-10
S-9	San Jose State	L	27-40
S-16	Texas (5)	W	27-24
S-30	Arizona	L	3-27
O-7	at Notre Dame (25)	L	14-20
O-14	at Oregon State (23)	L	6-38
O-21	USC	W	32-30
O-28	Washington (9)	L	28-31
N-4	at UCLA	L	35-37
N-11	Arizona State	W	29-7
N-18	at California (OT)	W	36-30

2001

Won 9, Lost 3
Final AP Ranking: No. 16
Coach: Tyrone Willingham
Captains: Randy Fasani, Marcus Hoover Tank Williams, Coy Wire

S-8	Boston College	W	38-22
S-22	Arizona State	W	51-28
S-29	at USC	W	21-16
O-13	(23) Washington State	L	39-45
O-20	at Oregon (5)	W	49-42
O-27	(20) UCLA (4)	W	38-28
N-3	(10) at Washington (11)	L	28-42
N-10	(16) at Arizona	W	51-37
N-17	(13) California	W	35-28
N- 24	(13) Notre Dame	W	17-13
D-1	(12) at San Jose State	W	41-14
Seattle Bowl—Seattle, Wash.			
D-27	(11) vs. Georgia Tech	L	14-24

2002

Won 2, Lost 9
Coach: Buddy Teevens
Captains: Colin Branch, Casey Moore, Ryan Wells

S-7	at Boston College	L	27-34
S-14	San Jose State	W	63-26
S-28	at Arizona State	L	24-65
O-5	at Notre Dame (9)	L	7-31
O-12	Washington State (12)	L	11-36
O-19	Arizona	W	16-6
O-26	at UCLA	L	18-28
N-2	at Oregon (19)	L	14-41
N-9	USC (10)	L	17-49
N-16	Oregon State	L	21-31
N-23	at California	L	7-30

2003

Won 4, Lost 7
Coach: Buddy Teevens
Captains: Brett Pierce, Luke Powell, Kirk Chambers

S-6	San Jose State	W	31-10
S-20	at Brigham Young	W	18-14
S-27	at Washington (18)	L	17-28
O-11	at USC (9)	L	21-44
O-18	Washington State (6)	L	14-24
O-25	at Oregon	L	0-35
N-1	UCLA	W	21-14
N-8	Arizona State	W	38-27
N-15	at Oregon State	L	3-43
N-22	California	L	16-28
N-29	Notre Dame	L	7-57

2004

Won 4, Lost 7
Coach: Buddy Teevens
Captains: Jared Newberry, Oshiomogho Atogwe

S-4	San Jose State	W	43-3
S-11	Brigham Young	W	37-10
S-25	USC (1)	L	28-31
O-2	Washington	W	27-13
O-9	at Notre Dame	L	15-23
O-16	at Washington State	W	23-17
O-23	Oregon	L	13-16
O-30	at UCLA	L	0-21
N-6	at Arizona State (23)	L	31-34
N-13	Oregon State	L	19-24
N-20	at California (4)	L	6-41

2005

Won 5, Lost 6
Coach: Walt Harris
Captains: Trent Edwards, Kevin Schimmelmann, Timi Wusu

S- 10	at Navy	W	41-38
S- 17	UC Davis	L	17-20
O- 1	Oregon	L	20-44
O- 8	at Washington State	W	24-21
O- 15	at Arizona	W	20-16
O- 22	Arizona State	W	45-35
O- 29	UCLA (8) (OT)	L	27-30
N- 5	at USC (1)	L	21-51
N-12	at Oregon State	W	20-17
N-19	California	L	3-27
N-26	Notre Dame	L	31-38

2006

Won 1, Lost 11
Coach: Walt Harris
Captains: Brandon Harrison, Trevor Hooper, Wopamo Osaisai, T.C. Ostrander

S-2	at Oregon (21)	L	10-48
S-9	at San Jose State	L	34-35
S-16	Navy	L	9-37
S-23	Washington State	L	10-36
S-30	at UCLA	L	0-31
O-7	at Notre Dame (12)	L	10-31
O-14	Arizona	L	7-20
O-21	at Arizona State	L	3-38
N-4	USC (9)	L	0-42
N-11	at Washington	W	20-3
N-18	Oregon State	L	7-30
D-2	at California (21)	L	17-26

2007

Won 4, Lost 8
Coach: Jim Harbaugh
Captains: T.C. Ostrander, Chris Horn

S-1	UCLA (14)	L	17-45
S-15	San Jose State	W	37-0
S-22	Oregon (13)	L	31-55
S-29	Arizona State (23)	L	3-41
O- 6	at USC (2)	W	24-23
O-13	TCU	L	36-38
O-20	at Arizona	W	21-20
O- 27	at Oregon State	L	6-23
N-3	Washington	L	9-27
N-10	at Washington State	L	17-33
N-24	Notre Dame	L	14-21
D-1	California	W	20-13

2008

Won 5, Lost 7
Coach: Jim Harbaugh
Captains: Alex Fletcher, Bo McNally

A-28	Oregon State	W	36-28
S-6	at Arizona State (15)	L	17-41
S-13	at TCU	L	14-31
S-20	San Jose State	W	23-10
S-27	at Washington	W	35-28
O-4	at Notre Dame	L	21-28
O-11	Arizona	W	24-23
O-18	at UCLA	L	20-23
N-1	Washington State	W	58-0
N-8	at Oregon	L	28-35
N-15	USC (6)	L	23-45
N-22	at California	L	16-37

2009

Won 8, Lost 5
Coach: Jim Harbaugh
Captains: Bo McNally, Toby Gerhart, Erik Lorig

S-5	at Washington State	W	39-13
S-12	at Wake Forest	L	17-24
S-19	San Jose State	W	42-17
S-26	Washington (24)	W	34-14
O-3	UCLA	W	24-16
O-10	at Oregon State	L	28-38
O-17	at Arizona	L	38-43
O-24	Arizona State	W	33-14
N-7	Oregon (7)	W	51-42
N-14	(25) at USC (11)	W	55-21
N-21	(14) California	L	28-34
N-28	Notre Dame	W	45-38
Sun Bowl—El Paso, Texas			
D-31	(19) vs. Oklahoma	L	27-31

2010

Won 12, Lost 1
Final AP Ranking: No. 4
Coach: Jim Harbaugh
Captains: Owen Marecic, Ryan Whalen, Sione Fua

S-4	Sacramento State	W	52-17
S-11	(25) at UCLA	W	35-0
S-18	(19) Wake Forest	W	68-24
S-25	(16) at Notre Dame	W	37-14
O-2	(9) at Oregon (4)	L	31-52
O-9	(16) USC	W	37-35
O-23	(12) Washington State	W	38-28
O-30	(13) at Washington	W	41-0
N-6	(10) Arizona (13)	W	42-17
N-13	(7) at Arizona State	W	17-13
N-20	(7) at California	W	48-14
N-27	(7) Oregon State	W	38-0
Orange Bowl — Miami, Fla.			
J-3	(5) vs. Virginia Tech (12)	W	40-12

2011

Won 11, Lost 2
Final AP Ranking: No. 7
Coach: David Shaw
Captains: Andrew Luck, Michael Thomas

S-3	(7) San Jose State	W	57-3
S-10	(6) at Duke	W	44-14
S-17	(6) at Arizona	W	37-10
O-1	(6) UCLA	W	45-19
O-8	(7) Colorado	W	48-7
O-15	(7) at Washington State	W	44-14
O-22	(7) Washington (22)	W	65-21
O-29	(4) at USC (20) (3OT)	W	56-48
N-5	(4) at Oregon State	W	38-13
N-12	(3) Oregon (6)	L	30-53
N-19	(8) California	W	31-28
N-26	(4) Notre Dame (22)	W	28-14
Fiesta Bowl — Glendale, Ariz.			
J-2	(4) vs. Oklahoma State (3) (OT)	L	38-41

2012

Won 12, Lost 2
Pac-12 Conference Champions
Final AP Ranking: No. 7
Coach: David Shaw
Captains: Sam Schwartzstein, Stepfan Taylor, Chase Thomas

A-31	(21) San Jose State	W	20-17
S-8	(25) Duke	W	50-13
S-15	(21) USC (2)	W	21-14
S-27	(8) at Washington	L	13-17
O-6	(18) Arizona (OT)	W	54-48
O-13	(17) at Notre Dame (7) (OT)	L	13-20
O-20	(22) at California	W	21-3
O-27	(19) Washington State	W	24-17
N-3	(15) at Colorado	W	48-0
N-10	(16) Oregon State (13)	W	27-23
N-17	(14) at Oregon (1) (OT)	W	17-14
N-24	(11) at UCLA (15)	W	35-17
Pac-12 Championship — Stanford, Calif.			
N-30	(8) UCLA (17)	W	27-24
Rose Bowl — Pasadena, Calif.			
J-1	(8) vs. Wisconsin	W	20-14

2013

Won 11, Lost 3
Pac-12 Conference Champions
Final AP Ranking: No. 11
Coach: David Shaw
Captains:Shayne Skov, Ben Gardner, Trent Murphy, David Yankey

S-7	(5) San Jose State	W	34-13
S-14	(5) at Army	W	34-20
S-21	(5) Arizona State (23)	W	42-28
S-28	(5) at Washington State*	W	55-17
O-5	(5) Washington (15)	W	31-28
O-12	(5) at Utah	L	21-27
O-19	(13) UCLA (9)	W	24-10
O-26	(8) at Oregon State	W	20-12
N-7	(6) Oregon (2)	W	26-20
N-16	(5) at USC	L	17-20
N-23	(10) California	W	63-13
N-30	(8) Notre Dame (25)	W	27-20
Pac-12 Championship — Tempe, Ariz.			
D-7	(7) at Arizona State (11)	W	38-14
J-1	(5) Michigan State (4)	L	20-24

*at Seattle, Wash.

Jim Harbaugh

National Award Winners

College Football Coach of the Year
Presented by the American Football Coaches Association

1940 Clark Shaughnessy
1951 Chuck Taylor

Heisman Trophy
Presented to the Most Outstanding Player in Collegiate Football

1970 Jim Plunkett, QB

Walter Camp Football Foundation Player of the Year
Presented to the top individual player in college football.

2011 Andrew Luck

Maxwell Award
Presented to the player of the year in college football

1970 Jim Plunkett
2011 Andrew Luck

Doak Walker Award
Presented to the Most Outstanding Running Back in Collegiate Football

2009 Toby Gerhart

Biletnikoff Award
Presented to the Most Outstanding Receiver in Collegiate Football

1999 Troy Walters

Paul Hornung Award
Presented to the Most Versatile Player in Collegiate Football

2010 Owen Marecic

Rose Bowl Hall of Fame

Name	Rose Bowl	Inducted
Frankie Albert, QB	1941	1992
Ernie Nevers, RB	1925	1991
Jim Plunkett, QB	1970	1989
John Ralston, Coach	1970, '71	1996
Bob Reynolds, T	1933-35	1990
Ted Shipkey, End	1925, '27	1995

Rhodes Scholar
1992 Cory Booker, TE

CoSIDA Academic All-American of the Year
1991 Tommy Vardell, FB
2011 Andrew Luck, QB

Pop Warner Trophy
Presented to the top senior player on the West Coast

1950 Russ Pomeroy, T
1953 Bobby Garrett, QB
1959 Chris Burford, TE
1969 Don Parish, LB
1970 Jim Plunkett, QB
1971 Jeff Siemon, LB
1977 Guy Benjamin, QB
1980 Ken Margerum, FL
1982 John Elway, QB
1986 David Wyman, LB
1991 Tommy Vardell, FB
1992 Glyn Milburn, RB
1994 Steve Stenstrom, QB

National Football Foundation Scholar-Athletes

1967 John Root
1970 John Sande III
1976 Duncan McColl
1980 Milt McColl
1981 Darrin Nelson
1983 John Bergren
1992 Glyn Milburn
1994 Justin Armour
1995 David Walker
1997 Damon Dunn

NCAA Post-Graduate Scholarship Recipients

1965 Joe Neal
1966 Terry DeSylvia
1968 John Root
1971 John Sande III
1972 Jackie Brown
1974 Randy Poltl
1975 Keith Rowan
1976 Gerald Wilson
1977 Duncan McColl
1981 Milt McColl
1984 John Bergren
1985 Scott Carpenter
1987 Brian Morris
1988 Doug Robison
1994 Steve Stenstrom
1995 Eric Abrams
1995 David Walker
1996 Marlon Evans
1997 Damon Dunn
2010 Chase Beeler

CoSIDA Academic All-Americans

1964 Joe Neal, G, Honorable Mention
1966 Jack Root, FB, Second Team
1970 John Sande III, C, First Team
Terry Ewing, DB, Second Team
1973 Bruce Blackstone, G, Second Team
1974 Gordon Riegel, LB, Second Team
Keith Rowen, DT, Second Team
1975 Don Stevenson, FB, First Team
Ted Pappas, TE, Second Team
1976 Don Stevenson, FB, First Team
1977 Guy Benjamin, QB, First Team
James Lofton, WR, Second Team
1978 Vince Mulroy, WR, First Team
Jim Stephens, G, First Team
1979 Pat Bowe, TE, First Team
Milt McColl, LB, First Team
Joe St. Geme, S, First Team
1980 Duke Dapper, NG, Second Team
Milt McColl, OLB, Second Team
Ken Margerum, FL, Second Team
1981 Darrin Nelson, HB, First Team
John Bergren, DT, First Team
1982 John Bergren, DT, First Team
Mike Dotterer, FB, Second Team
Steve Lemon, DB, Honorable Mention
1983 John Bergren, DT, First Team
Eric Mullins, WR, Second Team
Rob Moore, FB, Second Team
1984 Scott Carpenter, OL, Second Team
Emile Harry, WR, Second Team
Kevin Scott, RB, Second Team
Matt Soderlund, LB, Second Team
1985 Matt Soderlund, LB, First Team
Craig Landis, DB, Second Team
1987 Brad Muster, RB, First Team
1990 Ed McCaffrey, WR, First Team
Jon Volpe, RB, Second Team
1991 Tommy Vardell, FB, First Team
1993 Justin Armour, WR, Second Team
1994 Justin Armour, WR, First Team
1999 Troy Walters, FL, First Team
2009 Ryan Whalen, WR, Second Team
2010 Chase Beeler, C, First Team
Owen Marecic, FB, Second Team
2011 Andrew Luck, QB, First Team
2013 Jordan Richards, SS, Second team

Academic All-American records unavailable before 1964.

First Team All-Conference

1952 Sam Morley, E
1953 Bob Garrett, Back
Sam Morley, E
John Steinberg, E
1954 John Stewart, E
1955 Bill Tarr, Back
Paul Wiggin, T
1956 John Brodie, Back
Paul Wiggin, T
1957 Troy Barbee, T
1958 Chris Burford, E
1959 Chris Burford, E
1960 Skip Face, FB
1961 George Honor, E
1962 Ed Cummings, ST
Marv Harris, G
1963 Marv Harris, C
Frank Patitucci, E
1964 Jack Chapple, LB
Ray Handley, FB
Gary Pettigrew, DT
Dick Ragsdale, DB
1965 Marty Brill, LB
Blaine Nye, DT
1967 Mike Hibler, DT
Gene Washington, WR
1968 Don Parish, LB
Malcolm Snider, OT
Gene Washington, WR
1969 Rick Keller, DB
Bob Moore, WR
Don Parish, LB
Jim Plunkett, QB
John Sande III, C
1970 Steve Jubb, OT
Bob Moore, WR
Jim Plunkett, QB
Jeff Siemon, LB
Dave Tipton, DT
Randy Vataha, FL
1971 Don Bunce, QB
Larry Butler, DT
Pete Lazetich, DT
Jeff Siemon, LB
1972 Rod Garcia, PK
Jim Merlo, LB
Randy Poltl, DB
1973 Mike Boryla, QB
Rod Garcia, PK
Randy Poltl, DB
Bill Singler, WR
Roger Stillwell, DE
1974 Pat Donovan, DE
Gordon Riegel, LB
1975 Geb Church, LB
Tony Hill, WR
Alex Karakazoff, OG
Mike Langford, PK
Duncan McColl, DE
Ted Pappas, TE
1976 Tony Hill, WR
Alex Karakazoff, OG
Duncan McColl, DE
1977 Guy Benjamin, QB
Gordy Ceresino, LB
Gordon King, OT
James Lofton, WR
Darrin Nelson, RB
1978 Gordy Ceresino, LB
Ken Margerum, WR
Darrin Nelson, RB
1979 Ken Margerum, WR
Ken Naber, PK/P
1980 John Elway, QB
Brian Holloway, OT
John Macaulay, C
Ken Margerum, WR
Darrin Nelson, RB
Andre Tyler, WR
1981 Darrin Nelson, RB
Vaughn Williams, DB
1982 Chris Dressel, TE
John Elway, QB
Vincent White, RB
Vaughn Williams, DB
1984 Brent Martin, OT
Garin Veris, DE
1985 John Barns, OT
Greg Baty, TE
Brad Muster, RB
1986 Thomas Henley, ST
Brad Muster, RB
Tony Leiker, DT
Dave Wyman, LB
1987 Alan Grant, ST
Brad Humphreys, DB
1988 Rob Hinckley, OLB
Jon Volpe, RB
1990 Ed McCaffrey, WR
Glyn Milburn, RB
Kevin Scott, CB
Bob Whitfield, OT
1991 Ron George, OLB
Tommy Vardell, FB
Bob Whitfield, OT
1992 Ron George, OLB
John Lynch, FS
Glyn Milburn, RB
1994 Justin Armour, WR
1995 Eric Abrams, PK
Jeff Buckey, OT
Damon Dunn, ST
1996 Kailee Wong, DE
1997 Troy Walters, Specialist
Kailee Wong, DE
1999 Mike Biselli, PK
Emory Brock, Special Teams
Jeff Cronshagen, OT
Willie Howard, DT
Todd Husak, QB
Mike McLaughlin, C
Troy Walters, FL
2000 Willie Howard, DT
Riall Johnson, OLB
DeRonnie Pitts, WR
2001 Brian Allen, KR
Eric Heitmann, OG
Tank Williams, FS
Coy Wire, ILB
2002 Kwame Harris, OT
2004 Michael Okwo, ST
T.J. Rushing, KR
Alex Smith, TE
2005 Timi Wusu, Special Teams
2006 Michael Okwo, LB
Wopamo Osaisai, ST
2008 Ben Muth, OT
2009 Toby Gerhart, RB
Chris Marinelli, OT
Chris Owusu, KR
2010 Chike Amajoyi, ST
Chase Beeler, C
David DeCastro, RG
Andrew Luck, QB
Owen Marecic, RB
Jonathan Martin, LT
Nate Whitaker, K
2011 David DeCastro, OL
Delano Howell, DB
Coby Fleener, TE
Andrew Luck, QB
Jonathan Martin, OL
Chase Thomas, LB
2012 Zach Ertz, TE
Trent Murphy, LB
Ed Reynolds, DB
Chase Thomas, LB
David Yankey, OL
2013 Ben Gardner, DT
Ty Montgomery, KR
Trent Murphy, OLB
Ed Reynolds, FS
Shayne Skov, ILB
David Yankey, OT

Pacific-12 Conference Awards

Player of the Year
1977 Guy Benjamin, QB*
1980 John Elway, QB
1982 John Elway, QB**
*Co-Player of the Year with Warren Moon, QB, Washington
**Co-Player of the Year with Tom Ramsey, QB, UCLA

Coach of the Year
1977 Bill Walsh
1995 Tyrone Willingham
1999 Tyrone Willingham
2011 David Shaw
2012 David Shaw

Offensive Player of the Year
1986 Brad Muster, FB
1999 Troy Walters, FL
2009 Toby Gerhart, RB
2010 Andrew Luck, QB
2011 Andrew Luck, QB

Morris Trophy
Presented to the top lineman in the Pac-12 Conference

1999 Willie Howard, DT
2002 Kwame Harris, OT
2012 David Yankey, OT

Guy Benjamin 1977 Player of the Year

John Elway 1980, 1982 Player of the Year


Brad Muster 1986 Offensive Player of the Year

Troy Walters 1999 Offensive Player of the Year

Willie Howard 1999 Morris Trophy

Kwame Harris 2002 Morris Trophy

Bill Walsh 1977 Coach of the Year


Tyrone Willingham 1995, 1999 Coach of the Year

1970 Heisman Trophy Winner Jim Plunkett



1970 Heisman Trophy Final Balloting

	Player, School	Votes 1st	Total
1.	Jim Plunkett, Stanford	510	2,299
2.	Joe Theismann, Notre Dame	242	1,401
3.	Archie Manning, Mississippi	138	849
4.	Steve Worster, Texas	47	398
5.	Rex Kern, Ohio State	17	188
6.	Pat Sullivan, Auburn	24	180
7.	Jack Tatum, Ohio State	8	173
8.	Ernie Jennings, Air Force	18	118
9.	Don McCauley, No. Carolina	6	57
10.	Lynn Dickey, Kansas State	6	49
11.	Ed Marinaro, Cornell	4	46
12.	Tom Gatewood, Notre Dame	1	35
13.	Joe Spagnola, Arizona State	2	34
14.	Dennis Dummit, UCLA	0	31

In 1970, Jim Plunkett became Stanford's first and only player to win the Heisman Trophy Award as the best player in college football. Plunkett led the Indians to the Pacific-8 Conference Championship with a 9-3 record, including a thrilling 27-17 upset victory over previously undefeated Ohio State in the Rose Bowl. He was the runaway winner for the trophy, garnering 510 of 1,059 first place ballots cast. He compiled 2,299 points to 1,401 for runner-up Joe Theismann of Notre Dame. In addition to the Heisman, Plunkett won the Maxwell Award, was a consensus first-team All-America, and was named Player of the Year by United Press International, Sporting News, Sport Magazine, the Walter Camp Association, and the American College Football Coaches Association. He completed 191 of 358 passes for 2,715 yards, and he ran for another 183 yards, giving him 2,898 yards of total offense that season (a school and Pac-8 record). Highlights of the season included his 275 passing yards in a 24-14 drubbing of USC, 22-of-36 passing for 268 yards and four touchdowns in a 29-22 win against Washington, and a phenomenal 20-of-30 for 265 yards in the 1971 Rose Bowl, Plunkett's final game at Stanford.

After finishing eighth in the Heisman balloting as a junior in 1969, Plunkett turned down an opportunity to turn pro and returned to Stanford for his senior season. "Coach (John) Ralston, all of our coaches, and my teammates have been building something at Stanford for the past couple of years," Plunkett explained. "If I were to leave now, I would always have the feeling that I let them down before our goals were reached. Besides, we are always telling kids today not to drop out, to finish school, to set targets and to work towards them. What would they think if I were to drop out now for professional football?"

Plunkett returned to Stanford for the 1970 season and wound up having a storybook year he would never forget. He led the Indians to their first Rose Bowl appearance in 19 years and their first Rose Bowl victory in 30 seasons. His performance in the Rose Bowl earned him Most Valuable Player honors. He finished his career with 7,887 yards in total offense, which not only set a Stanford record but also established a new NCAA record.

He went on to become the number-one draft pick in the NFL by the New England Patriots. He played 16 seasons in the NFL with the Patriots, San Francisco 49ers and Oakland/Los Angeles Raiders. He was named NFL Rookie of the Year in 1971 and won two Super Bowl championships with the Raiders. He was the MVP of Super Bowl XV following the 1981 season when he led the Oakland Raiders over the Philadelphia Eagles. Three years later, Plunkett led the Los Angeles Raiders to a victory in Super Bowl XVIII over the Washington Redskins.

In November 1991, Plunkett's jersey number 16 became the second number retired in Stanford history (the other is Ernie Never's number one). He is a member of the National Football Foundation College Football Hall of Fame and the Stanford Athletic Hall of Fame.

Game-by-Game With Plunkett in 1970

Opponent	Att.	Comp.	Pct.	Int.	Yds.	TDs
at Arkansas	39	22	.564	3	262	2
San Jose State	29	17	.586	0	302	1
at Oregon	38	18	.474	1	250	3
Purdue	36	15	.417	5	200	1
USC	31	19	.613	1	275	1
at Washington State	14	10	.714	0	224	2
at UCLA	37	18	.486	2	262	0
Oregon State	26	13	.500	2	210	3
Washington	36	22	.611	2	268	4
at Air Force	35	17	.486	0	182	0
at California	37	20	.541	2	280	2
Ohio State (Rose Bowl)	30	20	.667	1	265	1

Plunkett's Career Passing

	Att.	Comp.	Int.	Pct.	Yds.	TDs
1968	268	142	14	.529	2,156	14
1969	336	197	15	.586	2,673	20
1970	358	191	18	.533	2,715	18
Totals	**962**	**530**	**47**	**.551**	**7,544**	**52**

Plunkett's Career Rushing

	Att.	Net	TD
1968	81	47	6
1969	53	113	1
1970	78	183	3
Totals	**212**	**343**	**10**

Plunkett's Career Total Offense

	Plays	Total
1968	349	2,203
1969	389	2,786
1970	436	2,898
Totals	**1,174**	**7,887**

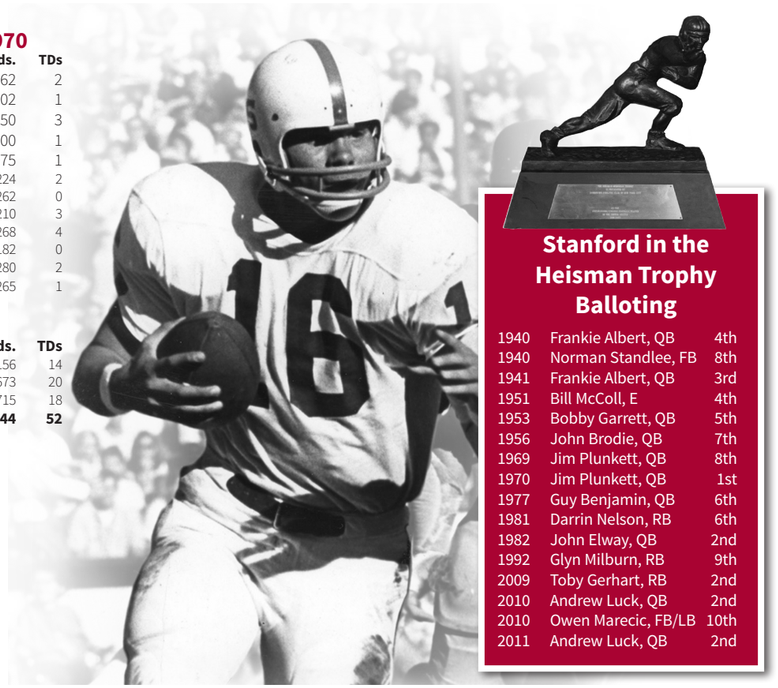

Stanford in the Heisman Trophy Balloting

1940	Frankie Albert, QB	4th
1940	Norman Standlee, FB	8th
1941	Frankie Albert, QB	3rd
1951	Bill McColl, E	4th
1953	Bobby Garrett, QB	5th
1956	John Brodie, QB	7th
1969	Jim Plunkett, QB	8th
1970	Jim Plunkett, QB	1st
1977	Guy Benjamin, QB	6th
1981	Darrin Nelson, RB	6th
1982	John Elway, QB	2nd
1992	Glyn Milburn, RB	9th
2009	Toby Gerhart, RB	2nd
2010	Andrew Luck, QB	2nd
2010	Owen Marecic, FB/LB	10th
2011	Andrew Luck, QB	2nd

First Team All-America

Frankie Albert
Quarterback • 1940, 1941

Led Stanford's "Wow Boys" to a 10-0 record in 1940, including a 21-3 Rose Bowl victory over Nebraska … part of the T-formation scheme that revolutionized college football, having moved from tailback to quarterback when the offense was implemented prior to his junior year (1940) … fourth in the Heisman Trophy balloting in 1940 and improved to third a year later … Pro Bowl selection for the San Francisco 49ers and later returned as head coach of his old NFL team … inducted into the College Football Hall of Fame in 1956.

Chase Beeler
Center • 2010

First team Associated Press, Sporting News and American Football Coaches Association All-America … finalist for the Rimington Award … anchored offensive line that helped pave the way for a young Cardinal rushing attack to total 2,779 yards on the ground, which was the second highest single-season mark in school history … helped quarterback Andrew Luck throw for 3,338 yards while completing 70.7 percent of his passes … 33 starts over last three seasons at Stanford after transferring from Oklahoma.

Guy Benjamin
Quarterback • 1977

Led Stanford to a 9-3 mark in 1977, including a 24-14 Sun Bowl victory over LSU … Sun Bowl Offensive MVP of that game, going 23 for 36 for 269 yards, three touchdowns and no interceptions … led NCAA in passing in 1977 … finished career with 5946 passing yards, 45 touchdowns and .604 completion percentage, which ranked among school's all-time best in all three categories.

Mike Boryla
Quarterback • 1973

Started at quarterback for the Cardinal in 1972 and 1973, earning All-America honors his senior season … among Stanford's all-time best in career passing yardage (4,082), pass attempts (641) and pass completions (338) … 1629 yards and 17 touchdowns on 140-of-256 passing in 1973 … first season as a starter in 1972, completed 183-of-350 for 2284 yards and 14 touchdowns … played professionally with the Philadelphia Eagles and Tampa Bay Buccaneers.

John Brodie
Quarterback • 1956

Starred for Cardinal from 1954-56, earning consensus All-America honors in his final season on The Farm … led nation in pass attempts (240), pass completions (139), completion percentage (.579), passing yards (1,633) and passing touchdowns (12) in 1956 … threw for 3,594 career yards, which was a Stanford record at that time … competed on the Stanford golf team … played professionally with the San Francisco 49ers … inducted into the College Football Hall of Fame in 1986.



Chris Burford
Tight End • 1959

Tied NCAA record in 1959 with 61 receptions … led the nation with 757 receiving yards in 1959 … 12 catches for 115 yards and one touchdown in 1959 Big Game … two-time All-Pac-8 selection … 107 career receptions … played professionally for the Kansas City Chiefs … inducted to the College Football Hall of Fame in 1995.

Jack Chapple
Offensive Guard • 1964

Played linebacker and offensive guard … led the team with 142 tackles in 1964 … ideal combination of strength, size and speed … played professionally for the San Francisco 49ers.

Bill Corbus
Offensive Guard • 1932, 1933

Two-time All-American was dubbed the "Baby-Faced Assassin" because of his relentless assault on opposition on both sides of the ball … starred on 1933 "Vow Boys" squad … kicked two fourth-quarter field goals in 13-7 win over USC in front of 90,000 at the Los Angeles Coliseum that snapped the Trojans' 27-game win streak in 1933 … named to College Football Hall of Fame in 1957.

Edward A. Cummings
Fullback • 1962

Cardinal fullback earned All-American honors as a senior … three-year letterman (1960-62) earned stripes as a tough, hard-hitting player … also played inside linebacker … led the team in tackles in 1961 and 1962 … 256 career yards rushing on 70 carries … 238 tackles over final two seasons.

David DeCastro
Offensive Guard • 2011

Unanimous All-America selection in 2011 … Associated Press, Walter Camp Football Foundation, Football Writers Association of America, Sporting News and American Football Coaches Association All-America teams … two-time first team All-Pac-12 … finalist for the Outland Trophy, semifinalist for Lombardi Award … anchored one of top offensive lines in the nation that allowed the seventh fewest sacks/game (0.85) in the nation … one of the best pulling guards in the nation in a run-oriented offense … helped pave the way for Stanford's rushing game to average 210.6 yards/game, second in the Pac-12 and 18th nationally … 39 consecutive starts at right guard position … Cardinal was 31-8 during his career … co-recipient of the team's Frank Rehm Award, given to the most outstanding lineman in the Big Game.

Pat Donovan
Defensive End • 1973, 1974

Two-time first team All-America … one of the top linemen in Stanford history … led team in tackles … tremendous pass rusher … teamed with Roger Stillwell to give Stanford the finest pair of ends in the nation … intense, intelligent player was a "coach on the field" … moved to the offensive line during successful professional career with the Dallas Cowboys.

John Elway
Quarterback • 1980, 1982

One of the greatest quarterbacks ever, both collegiately and professionally … rewrote Stanford and Pac-10 record books … completed 774 of 1,246 career passes for 9,349 yards and 77 touchdowns … second to Herschel Walker in 1982 Heisman Trophy voting … Stanford record holder for touchdown passes in a season (27 - 1980) and game (6 - 1980) … No. 1 pick in the 1983 NFL Draft … led Denver Broncos to two Super Bowl titles … played baseball at Stanford for two years before signing a professional contract with the New York Yankees … inducted into College Football Hall of Fame in 2000 … entered Professional Football Hall of Fame in 2004 ... had his No. 7 retired by Stanford in 2013.

Zach Ertz
Tight End • 2012

Unanimous All-American with first team honors from the American Football Coaches Association, Associated Press, Sporting News and Walter Camp Football Foundation … spearheaded tight end corps that led the nation in receiving at that position … 69 receptions for 898 yards and six touchdowns, leading all tight ends in receptions and yards … Stanford's seventh all-time unanimous All-American.

Coby Fleener
Tight End • 2011

Sporting News All-America … 34 catches for 667 yards and team-high 10 touchdowns as a senior in 2011 … first Stanford tight end to earn All-America status since Chris Burford (1959) … first team All-Pac-12 … 19.6 yards/catch as a senior, tied for seventh on Stanford's all-time single-season list … 51 games played and 15 starts … 96 career receptions for 1,543 yards and 18 touchdowns (first among tight ends) … hybrid tight end whose speed and athleticism allowed him to stretch the field.

Hugh Gallarneau
Halfback • 1940

Halfback in the innovative T-formation scheme that led the "Wow Boys" to a Rose Bowl victory over Nebraska to cap the 1940 season … led by Gallarneau, Frankie Albert, Norm Standlee and Pete Kmetovic, the 1940 squad went unbeaten … inducted to the College Football Hall of Fame in 1982.

Rod Garcia
Placekicker • 1973

Best known for game-winning 31-yard field goal with 12 seconds left in the 1972 Rose Bowl, giving Stanford a 13-12 victory over Michigan … 197 career points on 42 of 80 field goals and 71 of 80 extra points … 76 in points in 1973 on 18 of 29 field goals and 22 of 25 extra points … 18 field goals was a school record at the time … school-record 59-yard field goal against USC in 1973.

Bob Garrett
Quarterback • 1953

Brilliant two-way player and first team All-American who could seemingly play every position – quarterback, defensive back, placekicker and punter … All-American quarterback in 1953, completing 118 of 205 (.576) for 1,637 yards and 17 touchdowns … then-school record 17 touchdown passes in 1953 … tied a school record with nine interceptions on defensive side of the ball … played all 60 minutes in five games in 1953 -- the last Stanford player to accomplish that feat … fifth in the 1953 Heisman Trophy balloting … No. 1 selection in the 1954 NFL Draft … played professionally for the Green Bay Packers and Cleveland Browns.

Toby Gerhart
Running Back • 2009

Unanimous All-America selection as a senior after rushing for a single-season school record 1,871 yards and 28 touchdowns in 13 games … 2009 Pac-10 Offensive Player of the Year … Doak Walker Award winner ... second in Heisman Trophy balloting, 28 points behind Alabama's Mark Ingram in the closest voting in the history of the award … Associated Press, Walter Camp Foundation and Sporting News first team All-America selection … led Pac-10 and ranked second nationally in rushing average (143.9 yards/game) … rushed for 100 yards or more in 11 of 13 games, including each of the last seven contests … 200 rushing yards or more in three contests -- No. 24 Washington (200), No. 7 Oregon (223) and Notre Dame (205) … 28 rushing touchdowns led nation, 172 total points were Stanford single-season record and ranked 13th among the NCAA's FBS all-time single-season leaders … set school's single-game and single-season rushing records with 223-yard, three touchdown effort in Stanford's 51-42 victory over No. 7 Oregon.in Stanford's 51-42 victory over No. 7 Oregon.

Ron George
Outside Linebacker • 1992

Three-year starter at outside linebacker from 1990-92 … one of the most explosive players to ever play linebacker on The Farm … led team in sacks and tackles for loss all three seasons … 25 tackles for loss and 15 sacks in 1992 were both second-best single season marks in school history … member of 1992 defense that led Cardinal to a 10-3 record, No. 9 national ranking and victory over Penn State in the Blockbuster Bowl … two-time first team All-Pac-10 selection … selected in fifth round of the 1993 NFL Draft by the Atlanta Falcons … eight-year career in the NFL.

Bobby Grayson
Fullback • 1934, 1935

Member of Stanford's "Vow Boys" … one of the greatest running backs in the early years of college football … two-time consensus All-America … finished career with 1,547 rushing yards and 18 touchdowns … played in three Rose Bowls, gaining 299 yards on 69 carries … 152 yards rushing in the 1934 Rose Bowl with 119 yards in 1935 game … rushed for 646 yards, 10 touchdowns and five interceptions in 1934 … 551 yards rushing and passed for 280 yards in 1935 … elected into College Football Hall of Fame in 1955.

Bones Hamilton
Tackle • 1934

Helped Stanford's fabulous "Vow Boys" to three straight Rose Bowl appearances and a 25-4-2 record … the group lived up to its "vow" of defeating USC on three straight occasions … outstanding player on both sides of the ball … elected to the College Football Hall of Fame in 1972, one of five members of the "Vow Boys" to be honored.

Ray Handley
Halfback • 1964

One of the most effective running backs to play at Stanford … 1,795 career rushing yards, a Stanford record at the time … All-America and All-Pac-8 honors in 1964 … set school records for yards gained rushing (936) and rushing attempts (197) in 1964 … led team in rushing in 1965 with 654 yards … two stints as an assistant coach at Stanford (1972-73, 1979-83) … head coach of the New York Giants.

Eric Heitmann
Offensive Guard • 2001

First team All-America as a senior … first Stanford lineman to earn first-team honors since Bob Whitfield in 1991 … four-year starter … 35 consecutive starts at guard from 1999-2001 … 46 games played … Pac-10 honorable mention in 1999, second team in 2000, first team in 2011 … selected in seventh round of 2002 NFL Draft by the San Francisco 49ers and started 12 games in his rookie campaign.

Gary Kerkorian
Quarterback, Defensive Back • 1951

Three-year starter at quarterback … All-America honors as defensive back … school record holder in every passing category when he left The Farm … led Stanford to 9-1 regular season in 1951 and Rose Bowl appearance against Illinois … enjoyed his best season in 1951 when he completed 103 of 186 passes for 1,417 yards and seven touchdowns … played professionally for Pittsburgh Steelers and Baltimore Colts.

Gordon King
Offensive Tackle • 1977

Overpowering lineman starred on Stanford's 1977 Sun Bowl championship team … great size and physical strength … first team All-America and All-Pac-10 in 1977 … first-round draft pick -- 10th selection -- in 1978 NFL Draft by the New York Giants … 10-year pro football career.

Jim Lawson
End • 1924

Stanford's first All-American … consensus first team choice in 1924 after leading Cardinal to 8-1-1 mark and Rose Bowl appearance against Notre Dame … versatile two-way player … member of Stanford's Football Hall of Fame.

Pete Lazetich
Defensive Tackle • 1971

Ringleader of Stanford's "Thunder Chickens," the rugged defensive line on the 1971 and 1972 Rose Bowl championship teams … one of the most popular players in Stanford history … tremendous pass rusher with exceptional strength … known for playing hurt … earned National Player of the Week honors in 1970 and 1971 … first team All-Pac-8 selection in 1971 … selected in the second round of the 1972 NFL Draft.

Andrew Luck
Quarterback • 2011

Walter Camp Football Foundation Player of the Year … Maxwell Trophy winner … two-time Pac-12 Conference Offensive Player of the Year … Johnny Unitas Golden Arm Trophy winner … first team All-America by Walter Camp Football Foundation and American Football Coaches Association of America … second to Baylor's Robert Griffin III in 2011 Heisman Trophy balloting … Capital One Academic All-America of the Year … led Cardinal to 11-2 record and second straight BCS Bowl appearance … 288 of 404 (.713) passing for 3,517 yards and 37 touchdowns … ranked first in Pac-12 in passing efficiency (167.5) and fifth in passing yards per game (270.5) … broke own single-season record for touchdown passes … three or more touchdowns in eight games in 2011 and 15 times in 38 career starts … catalyst for Cardinal offense that averaged 43.2 points/game, which ranked second in the Pac-12 and fifth nationally.

Owen Marecic
All-Purpose • 2010

All-America recognition by the American Football Coaches Association of America as an all-purpose player … 10th in Heisman Trophy balloting … Paul Hornung Award winner … only FBS player to start on both sides of the ball … full-time starter at fullback and linebacker … averaged 110 plays/game … primarily a blocking fullback … 46 yards rushing and five touchdowns … Stanford's fifth leading tackler at inside linebacker with 51 tackles, two sacks and two interceptions … scored on both sides of the ball just seconds apart in Stanford's win at Notre Dame -- capped 11-play, 49-yard scoring drive with one-yard run at the 7:45 mark of the fourth quarter, and returned an interception 20 yards for a touchdown on the Irish's first play from scrimmage following the ensuing kickoff.

Ken Margerum
Flanker • 1979, 1980

Only two-time first team All-American among Stanford's impressive all-time roster of great wide receivers … finished career as Stanford's (then) all-time leader in receiving yards (2,430) and touchdowns (30) … second with 141 career receptions … consensus two-time first team All-America … three-time All-Pac-10 … Academic All-America … 30 career touchdown receptions set Pac-10 record … 53 receptions in 1978, 41 in 1979 and 44 in 1980 … third-round selection in 1981 NFL Draft by the Chicago Bears … won Super Bowl ring with Chicago in Super Bowl XX … member of Stanford's Athletic Hall of Fame.

Jonathan Martin
Offensive Tackle • 2011

Walter Camp Football Foundation and American Football Coaches' Association first team All-America … two-time first team All-Pac-12 … Lombardi Award finalist … started 37 of 39 career games at left tackle … run-blocking ability helped Cardinal average 210.6 yards/game on the ground, second-best mark in Pac-12 and 18th nationally … Stanford finished season with 2,738 yards on the ground, third-highest single-season mark in school history.

Ed McCaffrey
Wide Receiver • 1990

Caught 61 passes for 917 yards and eight touchdowns as a senior in 1990 … first team All-Pac-10 and first team Academic All-American in 1990 … ranked among Stanford's all-time best with 2,333 career receiving yards … 53 receptions for 871 yards as a junior … fearless receiver over the middle with great size, hands and leaping ability … played in the NFL from 1991-2003 with the New York Giants, San Francisco 49ers and Denver Broncos … member of three Super Bowl Championship teams.

Bill McColl
End • 1950

Unquestionably one of the great players of his era … Pacific Coast Conference record setter in 1950 with 39 receptions for 671 yards … led 1951 squad to conference title and Rose Bowl appearance … fourth in 1951 Heisman Trophy balloting after catching 42 passes for 607 yards and seven touchdowns … 106 career receptions for 1556 yards and 14 touchdowns … earned medical degree at University of Chicago while playing for the NFL's Chicago Bears from 1952-59 … named to College Football Hall of Fame in 1973.

Duncan McColl
Defensive End • 1976

Joined, father Bill McColl, as only father-son All-American football combination in Stanford history … led team in virtually every defensive category last two seasons … second team All-America in 1975, first team All-America in 1976 … set Cardinal records in 1976 for tackles for loss (26) and in 1975 with 17 sacks … two-time first team All-Pac-10 … lived in opposing backfields throughout his career … tough, aggressive, big play performer.

Glyn Milburn
Running Back • 1992

Despite playing three seasons at Stanford after transferring from Oklahoma, finished career second at Stanford and third in the Pac-10 with 5,857 career all-purpose yards … spectacular athlete was one-man human highlight reel … outstanding punt and kickoff returner … set school record with 2,222 all-purpose yards in 1990 … 2,121 all-purpose yards in 1992 and led Cardinal to Blockbuster Bowl victory over Penn State … among school's all-time leaders in career all-purpose yards (5,857), rushing yards (2,178 yards), receptions (141), punt return yards (1,026), punt return average (13.7), kickoff return yards (1,162) and kickoff return average (23.2) … Pac-10 record 379 all-purpose yards in 1990 Big Game against Cal … nine-year NFL career with Denver Broncos, Detroit Lions, Chicago Bears and San Diego Chargers.

Phil Moffatt
Halfback • 1930

One of the most versatile and talented halfbacks to play at Stanford … played running back, defensive back and kick returner … 5.9 yards/carry throughout career, highest total in Stanford history … among school's all-time best in career interceptions (20), season interceptions (9), season punt return yardage (472), season punt returns (41) and single-game punt returns (14) … member of Stanford's "All-Oldtimer's Team" … 1,139 career rushing yards and 12 touchdowns on 193 carries.

Ty Montgomery
Kick Returner • 2013

Consensus All-America choice at kick returner as a junior … first team All-Pac-12 at kick returner and second-team All-Pac-12 at wide receiver in 2013 … 2013 Jet Award winner, given to nation's top kick return specialist … led nation during regular season with 31.2 yards/kickoff return (30.3 overall) … two kick returns for touchdowns … ninth nationally with 157.7 all-purpose yards/game … 10 games with at least 100 plus all-purpose yards in leading Stanford to second straight Pac-12 title in 2013 … led Stanford to pair of Pac-12 titles and two Rose Bowl trips.

Sam Morley
End • 1953

Stanford's top receiver for All-American quarterback Bobby Garrett … two-time all-conference … led team with 45 receptions for 594 yards and six touchdowns in 1953 … 40 catches for 523 yards six touchdowns in 1952 … 100 career receptions.

Monk Moscrip
End • 1934, 1935

One of the most valuable members of the "Vow Boys" teams that played in three straight Rose Bowls from 1933-35 … known as a great defensive player who completely shut down opposing offenses on his side of the field … two-time first team All-American at end … named to College Football Hall of Fame in 1985.

Trent Murphy
Outside Linebacker • 2013

Consensus All-America … Walter Camp, AFCA, FWAA, and The Sporting News first-team performer … 14 games started at outside linebacker as a fifth-year senior in 2013 … 62 tackles (37 solo), two forced fumbles, six pass breakups and one blocked kick in 2013 … ended Stanford career with 40 consecutive starts … 32.5 career sacks ranked third-best in Stanford history while 52.5 career tackles for loss ranked fifth-best … ranked second in the nation with 1.07 sacks/game in 2013 … semifinalist for Bednarik and Rotary Lombardi Awards … led Stanford to pair of Pac-12 titles and two Rose Bowl trips … selected in second round -- 47th overall -- by the Washington Redskins in the 2014 NFL Draft.

Brad Muster
Fullback • 1986

Two-time first team All-Pac-10 … first team Academic All-American in 1987 … finished career ranked second in rushing yards (2,940) and receptions (194) … 78 receptions in 1985 set a (then) school single-season record … 204 rushing yards against California in 1984 … 1,053 rushing yards in 1986, becoming second Stanford running back to rush for over 1,000 yards in a season … first-round selection -- 23rd overall -- in the 1988 NFL Draft.

Darrin Nelson
Halfback • 1981

One of the great players in Stanford history … 1981 Kodak first team All-America … only four-time All-Pac-10 selection in school history … school record holder in yards rushing (4,033), all-purpose running (6,885), receptions (214), scoring (242) and touchdowns scored (40) when career ended … first team Academic All-America ... first player in college football history to rush for over 1,000 yards and catch more than 50 passes in a season -- a feat he accomplished three times in four seasons … played at Stanford in 1977 and 1978, missed the 1979 season due to an injury, and returned to play in 1980 and 1981 … sixth in the 1981 Heisman Trophy balloting … first-round pick by the Minnesota Vikings in 1982 … 11-year career in the NFL ... voted into the College Football Hall of Fame Class of 2014.

Ernie Nevers
Fullback • 1925

One of the greatest college football players of all-time … consensus All-American in 1925 … led Stanford to 21-5-1 record from 1923-25, including trip to 1925 Rose Bowl … Sports Illustrated's "Greatest College Football Player of All Time" in 1962 … NCAA's All-Time All-America team in 1969 … played all 60 minutes and rushed for 114 yards on 34 carries despite playing with two injured ankles in 1925 Rose Bowl against Notre Dame's Four Horsemen … one of only three Stanford football players to have jersey number retired … inducted into the College Football Hall of Fame in 1951.



Don Parish
Linebacker • 1969

Two-time first team All-Pac-8 at inside linebacker … 1969 first team All-America by the Associated Press, The Sporting News and Time Magazine … one of Stanford's top defensive weapons as he led the team in tackles each season 1968 (143) and 1969 (141) … selected in fourth round of 1970 NFL Draft by the St. Louis Cardinals.

Jim Plunkett
Quarterback • 1970

Heisman Trophy winner in 1970 … consensus first team All-America … led Stanford to 27-17 upset victory over Ohio State in 1971 Rose Bowl … 1971 Rose Bowl MVP after completing 20 of 30 passes for 265 yards and one touchdown … threw for 2,715 yards and 18 touchdowns on 191 of 358 passing in 1970 … finished career with school and NCAA record 7,887 total offensive yards … completed 530 of 962 career passes for 7,544 yards and 52 touchdowns, setting (then) school records in every passing category … top pick in the 1971 NFL Draft by the New England Patriots … won two Super Bowl titles in 16 seasons in the NFL … MVP of Super Bowl XV … jersey No. 16 was retired by Stanford in 1991 … inducted into the College Football Hall of Fame in 1990.

Seraphim Post
Offensive Guard • 1928

Consensus All-America in 1928 … Seraphim "Dynamite" Post teamed with Don Robesky to form college football's most dominating pair of offensive guards … helped Stanford to 8-3-1 record in 1928 … lettered in 1927 as member of Stanford's Rose Bowl team.

Luke Powell
Kick Returner • 2001

Football Writers Association of America first teamer at kick returner … first Stanford player to ever earn first team All-America honors as kick returner … second in NCAA and first in Pac-10 with 16.0 yard punt return average -- 19 returns for 304 yards -- in 2001 … three punt returns of over 45 yards, including a season-best 58-yard return in 20001 regular season finale at San Jose State.

Bob Reynolds
Offensive Tackle • 1934

One of the truly great college football players of his era … starred on both sides of the ball for the "Vow Boys" from 1933-35 … set school record that will never be equaled by playing all 60 minutes for Stanford in the 1934, 1935 and 1936 Rose Bowl games … inducted into the College Football Hall of Fame in 1961.

Don Robesky
Offensive Guard • 1928

Three-year letterwinner from 1926-28 … best known as being part of the best offensive guard tandem in college football in 1928 along with teammate and fellow first team All-American Seraphim Post … started for Stanford in the 1927 Rose Bowl against Alabama and the 1928 Rose Bowl against Pittsburgh … his three teams at Stanford went 10-0-1 in 1926, 8-2-1 in 1927 and 8-3-1 in 1928.

Ken Rose
End • 1949

Two-year letterman in 1948 and 1949 under head coach Marchmont Schwartz … The Newspaper Enterprise Association first team All-America … Rose's quarterback in 1949 was Gary Kerkorian, then a sophomore and later to be All-America himself … scored only touchdown in the 1948 Big Game on 11-yard reception.

Ted Shipkey
End • 1926

Three-year letterman from 1924-26 … third All-American football player in school history … played all 60 minutes in the 1925 Rose Bowl against Notre Dame and the Four Horseman and the 1927 Rose Bowl against Alabama … scored Stanford's only touchdown in the 1925 Rose Bowl … in three seasons, his teams went 24-3-1, appeared in two Rose Bowls and won the 1926 national championship.

Jeff Siemon
Linebacker • 1971

One of the great linebackers in Stanford football history … heart and soul of Stanford's defense during the 1970 and 1971 Rose Bowl seasons … first team All-Pac-8 … 112 tackles in 1971 … 15 tackles in Indians' 27-17 Rose Bowl win over Michigan in 1972 … selected in first round -- 10th pick overall – of 1972 NFL Draft by the Minnesota Vikings … spent all of his 11 NFL seasons with the Vikings … inducted into the College Football Hall of Fame in 2006.

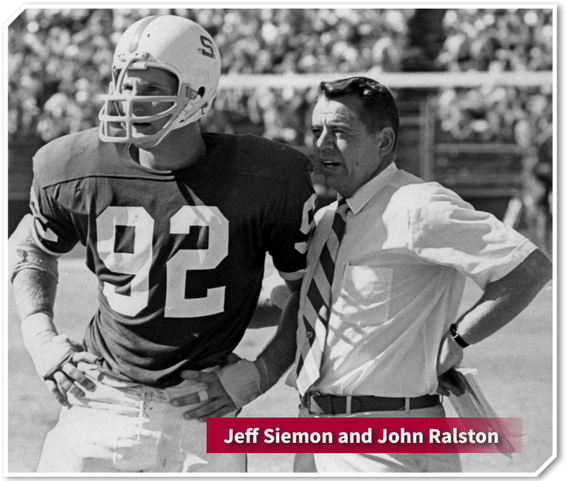

Jeff Siemon and John Ralston



Malcolm Snider
Offensive Tackle • 1968

The Sporting News first team All-America … first team All-Pac-8 in 1968 … second team All-Pac-8 in 1967 … one of the top offensive tackles in college football in 1968 … third-round pick of the Atlanta Falcons in the 1970 NFL Draft.

Roger Stillwell
Defensive End • 1973

Teamed with Pat Donovan on the defensive line in 1973 to give Stanford one of the top duos in college football … Associated Press first team All-America … first team All-Pac-8 … 62 tackles in 1973 … first team All-West Coast by UPI with 66 tackles in 1972 … selected by the Chicago Bears in 1975 NFL Draft.

Chuck Taylor
Offensive Guard • 1942

No one has had more of an impact on any team at Stanford than Taylor, who was a player, coach and athletic director on The Farm … spent over 30 years at Stanford … one of only two people in history to be a player, coach and athletic director in the Rose Bowl … member of "Wow Boys" team in 1940 that went 10-0 and beat Nebraska in the Rose Bowl … first team All-American in 1942 … Stanford's head coach from 1951-57, compiling 40-29-2 record … 1951 team went 9-2 and played in the 1952 Rose Bowl … Stanford's athletic director from 1963-71, during which Stanford played in the 1971 and 1972 Rose Bowls … elected to College Football Hall of Fame in 1984.

Chase Thomas
Outside Linebacker • 2011

The Sporting News first team All-America and first team All-Pac-12 marks after sensational junior campaign … fourth on squad with 52 tackles … led Pac-12 in tackles for loss/game at 1.35 (17.5 total) and tied for second in sacks/game at 0.65 (8.5 total) … five forced fumbles (0.38/game), second in conference and tied for 10th nationally … five or more tackles in six games.

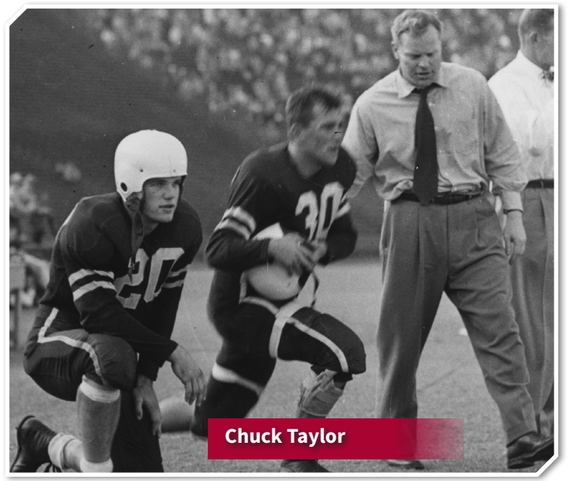

Chuck Taylor

Troy Walters
Flanker • 1999

One of the most prolific wide receivers in Pac-10 and Stanford history … consensus first team All-America in 1999 and winner of Biletnikoff Award, emblematic of nation's top wide receiver … Pac-10 record holder for career receptions, career receiving yards, receiving yards in a single season and longest pass play … Stanford record holder for career receptions (244), career receiving yards (3986), receptions in a single season (86), receiving yards in a single season (1456), longest pass play (98) and receiving yards in a single game (278) … led Stanford to 1999 Pac-10 title and Rose Bowl berth … 1999 Pac-10 Offensive Player of the Year … first team Academic All-America … played for Minnesota Vikings, Indianapolis Colts, Arizona Cardinals and Detroit Lions in nine NFL seasons.

Bob Whitfield
Offensive Tackle • 1990, 1991

A tremendous offensive tackle who must be considered among the best in school history … two-time All-America … two-time All-Pac-10 … played every down as a freshman in 1989 … started all 34 games in three-year Stanford career … left after his junior season to play professional football … first-round draft pick -- eighth overall -- in 1992 NFL Draft by the Atlanta Falcons … played 15 years in the NFL for Atlanta (1992-2003), Jacksonville (2004) and New York Giants (2005-06).



Paul Wiggin
Defensive Tackle • 1955, 1956

Two-time first team All-America … joined Chuck Taylor and David Shaw as one of only three players in school history to return as Stanford's head football coach … three-year starter at defensive tackle (1954-56) … 11-year career in the NFL which included three world championship games and one world championship with the Cleveland Browns … coached in the NFL for 12 seasons … head coach of the Kansas City Chiefs from 1975-77 … Stanford's head football coach from 1980-83 … named to the College Football Hall of Fame in 2005.

Tank Williams
Free Safety • 2001

The first defensive back in Stanford history to earn first team All-America honors … first team All-America by the American Football Coaches Association … 201 career tackles, nine interceptions, nine tackles for loss and four quarterback sacks … tied for ninth on Stanford's all-time interception list with nine … 30 games started at free safety from 1999-2001, including all 12 in 2001, 11 in 2000 and seven in 1999 … second team All-Pac-10 in 2000 … selected in the second round -- 45th overall -- in 2002 NFL Draft by the Tennessee Titans, and started in all 16 regular season games in his rookie campaign.

Kailee Wong
Defensive End • 1997

First team All-America by Football News … led Pac-10 in sacks (12) and tackles for loss (22) … two-time first team All-Pac-10 … 26 career quarterback sacks and 50 tackles for loss … led the team in both categories as a junior and senior … team MVP in 1996 and 1997 … started 37 games from 1994-97 … 12 sacks and 21 tackles for loss as a junior … 1997 Sun Bowl Defensive MVP … selected in second round -- 51st overall -- of 1998 NFL Draft by the Minnesota Vikings … played nine seasons in the NFL for Minnesota and the Houston Texans.



Dave Wyman
Inside Linebacker • 1986

A three-year starter at inside linebacker, Wyman was named First Team All-Pac-10 and First Team All-American by The Sporting News in '86 … Recorded 169 tackles in 1986 – the second best single season in school history … He registered 144 tackles in 1983 and 128 in 1984 … An injury forced him to redshirt the 1985 season … Second round pick of the Seattle Seahawks in 1987 … Played in the NFL for 10 years.

David Yankey
Offensive Tackle/ Guard • 2012

Unanimous All-America pick in 2013, the eighth in program history … first two-time first team All-American at Stanford since Bob Whitfield (1990-91) … one of the most versatile offensive linemen in all of college football … consensus All-America performer in 2012 … winner of 2012 Morris Trophy, by vote of conference's defensive lineman as the outstanding offensive lineman in the Pac-12 … played four of the five offensive line positions in 2012, plus tight end and wing … protected two first-year starting quarterbacks for a conference-low 17 sacks in the regular season … two-time first team All-Pac-12 … team captain and Stanford's Al Masters Award winner … semifinalist for Lombardi Award and Outland Trophy … led Stanford to pair of Pac-12 titles and two Rose Bowl trips … selected in the fifth round -- 145th overall -- by the Minnesota Vikings in the 2014 NFL Draft.



Bob Whitfield

College Football Hall of Fame

Stanford's College Football Hall of Fame Inductees

Coaches

Year	Coach	Record	Years Coached
1951	Walter Camp	11-3-3	1892; 1894-95
1951	Fielding Yost	7-4-2	1900
1951	Andy Kerr	11-7-0	1922-23
1951	Pop Warner	71-17-8	1924-32
1968	Clark Shaughnessy	16-3-0	1940-41
1984	Chuck Taylor	40-29-2	1951-57
1992	John Ralston	55-36-3	1963-71

Players

Year	Coach	Position	Years Played
1951	Ernie Nevers	FB	1923-25
1955	Bobby Grayson	FB	1933-35
1956	Frank Albert	QB	1939-41
1957	Bill Corbus	G	1931-33
1961	Bob Reynolds	T	1933-35
1972	Bones Hamilton	HB	1933-35
1973	Bill McColl	E	1949-51
1982	Hugh Gallarneau	FB	1938-40
1984	Chuck Taylor	G	1940-42
1985	Monk Moscrip	RB	1933-35
1986	John Brodie	QB	1954-56
1990	Jim Plunkett	QB	1968-70
1995	Chris Burford	E	1956-59
2000	John Elway	QB	1979-82
2005	Paul Wiggin	DT	1953-55
2006	Jeff Siemon	LB	1969-71
2009	Ken Margerum	WR	1977-80
2014	Darrin Nelson	HB	1977-78, 80-81



John Elway was inducted into the College Football Hall of Fame in 2000.

Walter Camp
1892; 1894-95

Fielding Yost
1900

Andy Kerr
1922-23

Pop Warner
1924-32

Clark Shaughnessy
1940-41

Chuck Taylor
1951-57

John Ralston
1963-71

Ernie Nevers
1923-25

Bobby Grayson
1933-35

Frank Albert
1939-41

Bill Corbus
1931-33

Bob Reynolds
1933-35



Bones Hamilton
1933-35

Bill McColl
1949-51

Hugh Gallarneau
1938-41

Chuck Taylor
1940-42

Monk Moscrip
1933-35



John Brodie
1968-70



Jim Plunkett
1968-70



Chris Burford
1956-59



John Elway
1980-83



Paul Wiggin
1953-55

Jeff Siemon
1969-71

Ken Margerum
1977-80



Darrin Nelson
1977-78, 80-81

NATIONAL FOOTBALL FOUNDATION
& COLLEGE HALL OF FAME, INC.

Stanford Athletics Hall of Fame

The Stanford Athletic Hall of Fame was the brainchild of the late Walt Gamage, a longtime sports editor of the Palo Alto Times. Gamage, who had previously worked on a number of neighborhood newspapers in the Chicago area, moved to Palo Alto in 1944 and quickly became interested in Stanford sports. In early 1954, Gamage set out to organize the Hall of Fame. The first class of inductees, including 34 of the greatest names in Stanford sports history, was announced in a full-page spread in the Palo Alto Times on December 21, 1954.

A more complete history and additional information about the Stanford Athletic Hall of Fame can be obtained at the Sydney and Theodore Rosenberg Stanford Athletic Hall of Fame Room, which is located on the first floor of the Arrillaga Family Sports Center at 641 East Campus Drive between Maples Pavilion and the Taube Family Tennis Stadium.

A total of 88 Stanford football players and coaches have been inducted into the school's hall of fame, including 2012 inductee Ron George.

Here's a complete listing of the football players and coaches who have earned a spot in Stanford's Athletic Hall of Fame:

Frank Albert, '42
Frank Alustiza, '36

Bruno Banducci, '43
Benny Barnes, '72
Guy Benjamin, '77
John Brodie, '57
Jackie Brown, '72
George Buehler, '69
Don Bunce, '71
Chris Burford, '60

Ernie Caddel, '33
Gordy Ceresino, '79
Jack Chapple, '64
Toi Cook '87
Bill Corbus, '34
Murray Cuddeback, '25
Ed Cummings, '62

Dud DeGroot, '23

Steve Dils, '78
Pat Donovan, '75

John Elway, '83
Chuck Evans, '79

Skip Face, '61

Hugh Gallarneau, '41
Bob Garrett, '54
Ron George, '92
Bob Grayson, '36

Bones Hamilton, '36
Ray Handley, '66
Walt Heinecke, '30
Tony Hill, '77
Biff Hoffman, '29
Brian Holloway, '81
Dick Horn, '52
Dick Hyland, '28

Gary Kerkorian, '52
Gordon King, '77
Pete Kmetovic, '42

Jim Lawson, '25
Pete Lazetich, '72
Vic Lindskog, '42
James Lofton, '78
John Lynch '93

Norm Manoogian, '53
Ken Margerum, '81
Ed McCaffrey, '90
Bill McColl, '52
Duncan McColl, '77
Hal McCreery, '28
Phil Moffatt, '32
Bob Moore, '71
Sam Morley, '53
Monk Moscrip, '36
Wes Muller, '36
Brad Muster, '88
Darrin Nelson, '82
Ernie Nevers, '26
Blaine Nye, '68

Don Parish, '70
John Paye, '87
Jim Plunkett, '71
Seraphim Post, '29

John Ralston (Head Coach, 1963-71)
Bob Reynolds, '36
Don Robesky, '29
Ken Rose, '49
Harlow Rothert '31

John Sandee III, '71
Clark Shaughnessy (Head Coach, 1940-41)
Harry Shipkey, '25
Ted Shipkey, '27
Jeff Siemon, '72
Bob Sims, '29
Malcolm Snider, '69
Norm Standlee, '41
Roger Stillwell, '74

Chuck Taylor, '43
(Head Coach, 1951-57)
Dink Templeton, '21
Keith Topping, '36

Tommy Vardell, '92
Randy Vataha, '71
Garin Veris, '85

Bill Walsh (Head Coach, 1977-78; 1992-94)
Glenn "Pop" Warner (Head Coach, 1924-32)
Gene Washington, '69
Bob Whitfield, '91, '93
Paul Wiggin, '57
Dave Wyman, '87

Senior Bowl Selections

All-American Football Classic

2006	J.R. Lemon	RB

Blue-Gray All-Star Classic

1973	Randy Poltl	DB
	William J. Reid, III	C
1974	Scott Laidlaw	RB
	Drew Palin	OT
1975	Todd Anderson	C
	Ted Pappas	TE
	Bill Singler	WR
1976	Mike Cordova	QB
	Tony Hill	WR
	Mike Michel	CB/P
1979	Chuck Evans	LB
1981	John Macaulay	C
	Doug Rogers	OT
1982	Chris Rose	OG
1983	Mike Tolliver	WR
1984	Emile Harry	WR
	Matt Moran	OT
1985	Greg Baty	TE
1989	Lester Archambeau	DT
1990	Kevin Scott	CB
	Jono Tunney	ILB
1994	Tony Cline	TE
	Mike Jerich	OT
1997	Greg Comella	FB
	Damon Dunn	WR
	Carl Hansen	DT
	Jon Haskins	ILB
1998	Kevin Miller	P/PK
	Geoff Wilson	OT
2000	Russell Stewart	TE

East-West Shrine Game

1925	Scotchy Campbell	H
	Norman Cleaveland	H
	Jack Patrick	F
	Harry Shipkey	T
1927	J.E. Raffetto	T
1928	Clifford Hoffman	B
	Don Robesky	G
	Roland Sellman	T
	Bob Sims	H
1930D	H. Dickson Bogue	T
	William Clark	H
1932	Chuck Ehrhorn	T
	Philip Neill	E
1933	Ernie Caddel	B
	Don Colvin	E
1937	Claude Callaway	T
1938	Grant Stone	T
	Louis Tsoutsouvas	C
1939	Anthony Calvelli	C
	William Paulman	F
1940	Stan Anderson	T
	Hampton Pool	G
1942	Frank Albert	B
	Vic Lindskog	C
1943	Bruno Banducci	G
	Ed Stamm	T
	Chuck Taylor	G
1944	Dave Brown	E
	Hank Norberg	E
1948	Ainslie Bell	B
	George Quist	B
1949J	Robert Rohrer	G
1949D	Jim Castagnoli	C
	Emery Mitchell	B
	Ken Rose	E
1950	Russell Pomeroy	T
	Bruce Van Alstyne	E
1954	Robert Garrett	QB
	Sam Morley	E
	Ted Tanner	C
1955D	Joe Long	C
	Tony Mosich	T
	Bill Tarr	B
1956	John Brodie	B
	Carl Isaacs	E
	Paul Wiggin	T
1957	Jon Douglas	B
	Gary Van Galder	E
1958	Troy Barbee	T
	Roch Conklin	C
1960J	Chris Burford	E
	Ben Robinson	E
1960D	William "Skip" Face	B
	Dean Hinshaw	T
1962	Ed Cummings	B
1963	Marvin Harris	G
1965J	Jack Chapple	G
	Robert Nichols	T
	Dick Ragsdale	B
1965D	Ray Handley	B
	Craig Ritchey	DB
1966	Dave Lewis	B
	John Mason	E
	Tim Sheehan	C
1967	Blaine Nye	DT
	Jack Root	B
1968	Malcolm Snider	OT
	Gene Washington	HB
1969	Bubba Brown	DB
	Don Parish	LB
	Bob Reinhard	OG
1972	Jim Merlo	LB
1973	Mike Boryla	QB
	Rod Garcia	K
	Bill Reid	C
1974	Pat Donovan	DE
	Gordon Riegel	LB
1976	Geb Church	LB
	Mike Langford	K
1977J	Tony Hill	WR
	Duncan McColl	DE/T
1977D	Mike Michel	K
1979	Gordy Ceresino	LB
	Steve Dils	QB
	Phil Francis	RB
1980	Chuck Evans	DL
	Turk Schonert	QB
1981	Ken Naber	K
1982J	John Macaulay	C
	Andre Tyler	WR
1983	Chris Dressel	TE
	John Elway	QB
	Vincent White	RB
1984	Mike Tolliver	WR
	Vaughn Williams	DB
1985	Emile Harry	WR
	Brent Martin	C
	Garin Veris	DL
1986	John Barns	OL
1987	Thomas Henley	RB
	Dave Wyman	ILB
1988	Jeff James	WR
	Brad Muster	RB
1989	Ray Huckestein	DT
	Andy Sinclair	C
1990	Lester Archambeau	DL
	Rob Hinckley	OLB
1991	Ed McCaffrey	WR
	Kevin Scott	DB
	Jono Tunney	LB
1992	Chris Walsh	WR
1993	Chris Dalman	OG
	Ron George	LB
	Glyn Milburn	RB
1995	Justin Armour	WR
	Jason Fisk	NT
	Steve Stenstrom	QB
1996	Jeff Buckey	OT
	Mark Harris	WR
1997	Brad Badger	OG
	Greg Clark	TE
	Brian Manning	FL
1998	Anthony Bookman	RB
	Chris Draft	ILB
	Kailee Wong	DE
1999	Donnie Spragan	OLB
2000	Todd Husak	QB
2001	Riall Johnson	OLB
2002	Randy Fasani	QB
	Zack Quaccia	OL
2003	Kerry Carter	RB
	Matt Leonard	DT
	Casey Moore	FB
2004	Amon Gordon	DT
	Brett Pierce	TE
	Luke Powell	FL
2005	David Bergeron	LB
	Will Svitek	DL
2006	Jon Alston	LB
	Kevin Schimmelmann	LB
2007*	Jon Alston	LB
2008	Mark Bradford	WR
2009	Pannel Egboh	DE
2010	Ekom Udofia	DT
	Chris Marinelli	OL
2011	Ryan Whalen	WR
2013	Josh Mauro	DT
	Khalil Wilkes	OL

J – January; D – December; *Selected, did not play

Hula Bowl

1948	Pete August	C
	John Godfrey	G
1952	Harry Hugasian	G
	Bill McColl	E
1954	Bobby Garrett	B
	Sam Morley	E
1956	Bill Tarr	B
1957	John Brodie	QB
	Donn Carswell	G
	Paul Wiggin	T
1960	Chris Burford	E
1961	Dean Hinshaw	T
1963	Ed Cummings	B
1964	Marv Harris	G
1965	John Chapple	G
	Bob Nichols	T
1966	Ray Handley	B
	Craig Ritchey	B
1967	Dave Lewis	B
	Tim Sheehan	C
1968	Blaine Nye	T
1969	George Buehler	G
	Malcolm Snider	T
	Gene Washington	WR
1970	Don Parish	LB
	Bob Reinhard	G
1971	Jim Plunkett	QB
	Bob Moore	E
	John Sande III	C
1972	Don Bunce	QB
	Jeff Siemon	LB
1973	Jim Merlo	LB
1974	Rod Garcia	K
	Randy Poltl	DB
	Bill Reid	C
1975	Roger Stillwell	DL
1976	Ted Pappas	TE
1977	Duncan McColl	DL
	Mike Michel	K/P
1978	Mark Hill	G
1980	Steve Foley	DB
	Andre Hines	OL
1981	Ken Margerum	WR
	Milt McColl	LB
1982	Darrin Nelson	RB
1983	Kevin Bates	LB
1984	John Bergren	DT
1985	Tom Briehl	LB
1988	Eric Snelson	TE
1989	Ray Huckestein	DT
	Andy Sinclair	C
1990	Alan Grant	CB
1992	Tom Vardell	RB
1993	Chris Dalman	C
	Ron George	LB
	John Lynch	SS
	Glyn Milburn	RB
1995	Justin Armour	WR
1996	T.J. Gaynor	C
	Jason White	DE
1997	Brian Manning	FL
1998	Chris Draft	ILB
	Damon Dunn	WR
	Jon Haskins	ILB
	Jon Ritchie	FB
	Kailee Wong	DE
1999	Geoff Wilson	OT
2000	Todd Husak	QB
2001	Riall Johnson	OLB
2006	T.J. Rushing	CB
2007	David Lofton	S
2008	T.C. Ostrander	QB
	Evan Moore	WR

Magnolia Gridiron Classic

2006	J.R. Lemon	RB

Rotary Gridiron Classic

2001	DeRonnie Pitts	WR

Senior Bowl

1961	Skip Face	B
	Dick Norman	B
1963	C.B. Simons	C
1969	Gene Washington	FL
1972	Pete Lazetich	DL
1974	Mike Boryla	QB
1977	Tony Hill	WR
1978	Guy Benjamin	QB
	Gordon King	OL
	James Lofton	WR
1979	Gordy Ceresino	LB
	Steve Dils	QB
1981	Brian Holloway	OL
	Ken Margerum	WR
1982	Doug Rogers	DL
1985	Brent Martin	C
	Garin Veris	DL
1988	Jeff James	WR
1990	Alan Grant	DB
1991	Ed McCaffrey	WR
1994	Vaughn Bryant	DB
1996	Eric Abrams	K
2001	Willie Howard	DT
2002	Eric Heitmann	OL
	Tank Williams	DB
	Coy Wire	DB
2003	Casey Moore	FB
2004	Kirk Chambers	OL
2005	Oshiomogho Atogwe	DB
	Jared Newberry	LB
	Alex Smith	TE
	Stanley Wilson	DB
2006	Jon Alston	LB
	Julian Jenkins	DE
	Babatunde Oshinowo	NT
2011	Owen Marecic	FB
	Sione Fua	NG
	Richard Sherman	DB
2012	Stepfan Taylor	RB
	Chase Thomas	LB
2013	Ryan Hewitt	FB
	Trent Murphy	OLB/DE

Texas vs. the Nation

2009	Alex Fletcher	C
	Pannel Egboh	DE
	Anthony Kimble	RB

Bowl History

All-Time Bowl Appearances (Bowl Record: 11-13-1)

Season	Bowl	Opponent	Result	Score
1901	Rose Bowl Game (Jan. 1, 1902)	Michigan	L	0-49
1924	Rose Bowl Game (Jan. 1, 1925)	Notre Dame	L	10-27
1926	Rose Bowl Game (Jan. 1, 1927)	Alabama	T	7-7
1927	Rose Bowl Game (Jan. 1, 1928)	Pittsburgh	W	7-6
1933	Rose Bowl Game (Jan. 1, 1934)	Columbia	L	0-7
1934	Rose Bowl Game (Jan. 1, 1935)	Alabama	L	13-29
1935	Rose Bowl Game (Jan. 1, 1936)	Southern Methodist	W	7-0
1940	Rose Bowl Game (Jan. 1, 1941)	Nebraska	W	21-13
1951	Rose Bowl Game (Jan. 1, 1952)	Illinois	L	7-40
1970	Rose Bowl Game (Jan. 1, 1971)	Ohio State	W	27-17
1971	Rose Bowl Game (Jan. 1, 1972)	Michigan	W	13-12
1977	Sun Bowl (Dec. 31, 1977)	Louisiana State	W	24-14
1978	Bluebonnet Bowl (Dec. 31, 1978)	Georgia	W	25-22
1986	Gator Bowl (Dec. 27, 1986)	Clemson	L	21-27
1991	Aloha Bowl (Dec. 25, 1991)	Georgia Tech	L	17-18
1992	Blockbuster Bowl (Jan. 1, 1993)	Penn State	W	24-3
1995	Liberty Bowl (Dec. 30, 1995)	East Carolina	L	13-19
1996	Sun Bowl (Dec. 31, 1996)	Michigan State	W	38-0
1999	Rose Bowl Game (Jan. 1, 2000)	Wisconsin	L	9-17
2001	Seattle Bowl (Dec. 27, 2001)	Georgia Tech	L	14-24
2009	Sun Bowl (Dec. 31, 2009)	Oklahoma	L	27-31
2010	Orange Bowl (Jan. 3, 2011)	Virginia Tech	W	40-12
2011	Fiesta Bowl (Jan. 2, 2012)	Oklahoma State	L	38-41 (OT)
2012	Rose Bowl Game (Jan. 1, 2013)	Wisconsin	W	20-14
2013	Rose Bowl Game (Jan. 1, 2014)	Michigan State	L	24-20

1902 Rose Bowl Game

Michigan 49, Stanford 0

January 1, 1902 • Pasadena, Calif.

Score by Half	1	2	Final
Michigan	17	32	49
Stanford	0	0	0

Approximately 8,500 people crowded into Tournament Park on the California Institute of Technology campus to witness the first Rose Bowl Game. The best in the West versus the best in the East had been brought together by tournament officials to attract more national attention to their pageant.

What spectators got was a flat-out massacre by the "point-a-minute" Michigan Wolverines, who had outscored opponents 501-0 during the regular season.

Coached by Fielding H. Yost, an assistant at Stanford the year before, Michigan outplayed Stanford in every aspect of the game. For the Wolverines, fullback Neil Snow rushed for five touchdowns and Ev Sweeley punted for almost 900 yards and kicked four field goals.

In a violent game, Stanford guard William Roosevelt, a second cousin of President Teddy Roosevelt, played an astonishing 15 minutes with a broken leg before having to leave the game with fractured ribs in addition to the leg injury.

The game ended with eight minutes remaining on the clock after the two team captains agreed to finally halt the Michigan onslaught.

Following the game, the Rose Bowl Game was discontinued until the first day of 1916, when Washington State defeated Brown, 14-3.

1925 Rose Bowl Game

Notre Dame 27, Stanford 10

January 1, 1925 • Pasadena, Calif.

Score by Quarters	1	2	3	4	Final
Notre Dame	0	13	7	7	27
Stanford	3	0	7	0	10

One of the most classic Rose Bowl Game matchups occurred in 1925 when Stanford coach Pop Warner and star player Ernie Nevers went up against Knute Rockne and "The Four Horsemen" of Notre Dame.

When it was over, the Fighting Irish had a 27-10 victory, a 10-0 season and a national championship, while the Cardinals finished 7-1-1. Turnovers proved to be Stanford's undoing in the game as three Irish touchdowns were scored on Stanford giveaways.

Nevers, Stanford's All-American two-way star, turned in one of the greatest performances in the school's history. Not only did he play all 60 minutes in the game, but he rushed for 114 yards, more yardage than all the Four Horsemen combined, despite having his ankles bandaged so tightly that the circulation was almost completely shut off. Both ankle bones had been broken earlier in the season and the casts had been taken off just 10 days before the Rose Bowl Game. Nevers could barely walk.

Elmer Layden was the star Horseman on this day by scoring three touchdowns for Notre Dame, two on interception returns. His 76-yard return in the second quarter moved the Irish to a 13-3 lead, and his 70-yard touchdown return in the fourth quarter provided Notre Dame with its final score.

Murray Cuddeback kicked a 17-yard field goal in the first quarter to give Stanford an early 3-0 lead. Notre Dame then scored 20 unanswered points before the Cardinals managed to score and cut the lead to 20-10.

1927 Rose Bowl Game

Stanford 7, Alabama 7

January 1, 1927 • Pasadena, Calif.

Score by Quarters	1	2	3	4	Final
Alabama	0	0	0	7	7
Stanford	7	0	0	0	7

In a game that pitted two unbeaten teams, Stanford and Alabama played to a 7-7 tie in a game that set a Rose Bowl Game attendance record of 57,417.

Pop Warner's Stanford team entered the game with a 10-0 record while the Crimson Tide brought a 9-0 record to Pasadena. The Tide averted its first loss of the season by scoring the tying touchdown in the last minute of the game.

Stanford's only score came in the first quarter when quarterback George Bogue connected with Ed Walker for a 20-yard touchdown.

With Stanford nursing a 7-0 lead late in the fourth quarter, Alabama's Clark Pearce blocked a Stanford punt on the 47-yard line, which was ultimately recovered on the Indians' 14-yard line.

Five plays later, Alabama scored a touchdown and kicked the extra point to preserve its unbeaten season.

Stanford outgained the Tide, 311-92 in total offense.

1928 Rose Bowl Game

Stanford 7, Pittsburgh 6
January 1, 1928 • Pasadena, Calif.

Score by Quarters	1	2	3	4	Final
Pittsburgh	0	0	6	0	6
Stanford	0	0	7	0	7

For the third time in four years, Stanford was selected to play in the Rose Bowl Game and for the first time, came away with a victory, beating Pittsburgh, 7-6.

Pitt's Jimmy Hagen broke a scoreless tie when he returned a fumble recovery 20 yards for a touchdown in the third quarter. Stanford quickly answered as quarterback Spud Lewis hit Biff Hoffman on a screen pass but fumbled after receiving a hard hit just before the end zone. Stanford's Frankie Wilton recovered the fumble and streaked into the end zone for the tying score.

Hoffman added the extra point to give Stanford its first Rose Bowl Game victory.

1934 Rose Bowl Game

Columbia 7, Stanford 0
January 1, 1934 • Pasadena, Calif.

Score by Quarters	1	2	3	4	Final
Columbia	0	7	0	0	7
Stanford	0	0	0	0	0

The "Vow Boys" made their first of three straight Rose Bowl Game appearances but were shut out by the Columbia Lions, 7-0.

Columbia scored the game's only touchdown in the second quarter on a skillfully executed hidden ball trick which worked to perfection. The play, known as "KF-79", began on Stanford's 17-yard line. Columbia quarterback Cliff Montgomery handed the ball off to halfback Al Barabas, who hid the ball on his hit and waited patiently. When the entire Stanford team had been either faked or blocked, Barabas ran virtually untouched into the enzone for the game's only score.

The fact the game was even played was remarkable. The Pasadena Fire Department had to pump 12 inches of water off the field after heavy rains pounded Southern California in the days leading up to the game.



The Vow Boys – Bones Hamilton, Monk Moscrip and Alf Brandin – led Stanford to three consecutive Rose Bowl Game appearances from 1934-36.

1935 Rose Bowl Game

Alabama 29, Stanford 13
January 1, 1935 • Pasadena, Calif.

Score by Quarters	1	2	3	4	Final
Stanford	7	0	6	0	13
Alabama	0	22	0	7	29

Alabama's passing game led by quarterback Dixie Howell and wide receiver Don Hutson proved too much for Stanford, as the Crimson Tide handed the Indians their second straight Rose Bowl Game defeat, 29-13.

Howell completed nine of 12 passes for 160 yards while Hutson caught six passes for 164 yards and two touchdowns as the Tide completed an undefeated season.

Stanford took an early 7-0 lead in the first quarter, as Bobby Grayson carried over from a yard out for a touchdown which was set up by a Tide turnover. However, Alabama scored 22 consecutive points in the final 13 minutes of the first half to take a 22-7 lead into the locker room at intermission.

Stanford cut the lead to 22-13 in the third quarter, but the Howell-Hutson combination struck again in the fourth quarter, connecting on a 59-yard touchdown pass on a third-and-23 play from its own 41-yard line.

1936 Rose Bowl Game

Stanford 7, SMU 0
January 1, 1936 • Pasadena, Calif.

Score by Quarters	1	2	3	4	Final
Stanford	7	0	0	0	7
Southern Methodist	0	0	0	0	0

The third time proved to be the charm for the "Vow Boys" who went to Pasadena with another vow: to win the Rose Bowl Game.

Stanford quarterback Bill Paulman scored the game's only touchdown on a one-yard bootleg play in the first quarter.

SMU made its only serious scoring threat in the second quarter when it drove down to the Stanford five-yard line. Stanford's Wes Muller then forced and recovered a fumble inside the five- yard line, ending the threat.

The game was a defensive battle throughout. Stanford's Bobby Grayson gained just 28 yards in 17 attempts while Bones Hamilton netted 23 yards on 15 carries.

1941 Rose Bowl Game

Stanford 21, Nebraska 13
January 1, 1941 • Pasadena, Calif.

Score by Quarters	1	2	3	4	Final
Stanford	7	7	7	0	21
Nebraska	7	6	0	0	13

In 1940, Stanford got a new football coach in Clark Shaughnessy and the rest of the football world got a revolutionary style of football that would forever change the game.

Shaughnessy and his "T" Formation proved to be an offense filled with innovative tricks that left fans astonished and opponents flat-footed. The Indians bowled over all nine of its regular season opponents and came into the Rose Bowl Game with a perfect 9-0 record. The Cornhuskers (8-1) were ranked seventh in the nation and had lost just once all season to top-ranked Minnesota.

But, the game belonged to Shaughnessy and the "Wow Boys." The "T" Formation featured a completely new offensive set with the quarterback taking the snap from right behind the center. It is this game that is generally considered the clincher that convinced football pundits that the "T" was the offense of the future.

Of course, Shaughnessy's new offense was not without its stars. In quarterback Frankie Albert, halfbacks Pete Kmetovic and Hugh Gallarneau and fullback Norm Standlee, the Indians had the right tools to run the "T." Shaughnessy would later call this backfield one of the greatest of all-time in American football history.

1952 Rose Bowl Game

Illinois 40, Stanford 7
January 1, 1952 • Pasadena, Calif.

Score by Quarters	1	2	3	4	Final
Illinois	6	0	7	27	40
Stanford	7	0	0	0	7

In the first nationwide telecast of the Rose Bowl Game, Illinois pounded Stanford, 40-7.

The Indians held an early 7-6 lead in the first quarter, only to see the Illini score 34 unanswered points to secure the sixth straight victory for the Big Ten in the New Year's Day game.

Stanford, which had won nine consecutive games during the regular season, finished the year ranked seventh in the nation in the final wire service polls.





Heisman Trophy-winner Jim Plunkett connected with Randy Vataha on a 10-yard touchdown pass at the 8:18 mark of the fourth quarter to cement Stanford's 27-17 victory overpreviously unbeaten Ohio State in the 1971 Rose Bowl.

1971 Rose Bowl Game

Stanford 27, Ohio State 17
January 1, 1971 • Pasadena, Calif.

Score by Quarters	1	2	3	4	Final
Stanford	10	0	3	14	27
Ohio State	7	7	3	0	17

Making its first Rose Bowl Game appearance in 19 years, Stanford stunned the college football world with a convincing 27-17 upset over previously unbeaten Ohio State.

Heisman Trophy winner Jim Plunkett completed 20 of 30 passes for 265 yards and one touchdown, while the Stanford defense, led by tackle Dave Tipton and linebacker Jeff Siemon, limited the Buckeyes to just three points in the second half as the Indians erased a 14-10 halftime deficit.

Stanford trailed 17-13 after three quarters, but Plunkett engineered an 80-yard, 13-play scoring drive early in the fourth period, culminated by a one-yard touchdown run by Jackie Brown.

On the Buckeyes next possession, Stanford's Jack Schultz intercepted a Rex Kern pass, giving the Indians the ball on the Ohio State 25-yard line. Four plays later, Plunkett connected with Randy Vataha for a 10-yard touchdown to give Stanford a 27-17 lead with just over eight minutes left to play.

1972 Rose Bowl Game

Stanford 13, Michigan 12
January 1, 1972 • Pasadena, Calif.

Score by Quarters	1	2	3	4	Final
Stanford	0	0	3	10	13
Michigan	0	3	0	9	12

Quarterback Don Bunce and the "Thunderchickens" defense gave Stanford head coach John Ralston his second consecutive Rose Bowl Game victory in a thrilling, come-from-behind victory over previously unbeaten Michigan.

A 31-yard field goal by Rod Garcia with 0:12 remaining capped off a wild fourth quarter, as the underdog Indians scored their second straight upset victory before 103,154 at the famed stadium.

A safety gave Michigan a 12-10 lead with 3:18 remaining. After regaining possession on its own 22-yard line with 1:48 remaining, Bunce completed five consecutive passes, moving the Indians down to the Michigan 17-yard line with 22 seconds remaining. Two plays, three yards gained and two timeouts later, on came Garcia to attempt a game-winning 31-yard field goal.

His kick split the uprights, handing Stanford an improbable, come-from-behind victory.

Bunce, who completed 24 of 44 passes for 290 yards, was named the game's MVP.

1977 Sun Bowl

Stanford 24, LSU 14
December 31, 1977 • El Paso, Texas

Score by Quarters	1	2	3	4	Final
LSU	7	7	0	0	14
Stanford	0	10	7	7	24

Playing in its first post-season bowl game other than the Rose Bowl Game, Stanford notched a 24-14 victory over favored LSU in the Sun Bowl.

Under the direction of first-year head coach Bill Walsh, Stanford ended the season with a 9-3 record and a No. 15 ranking in both wire service polls.

The game was billed as an offensive showdown with the passing of Stanford quarterback Guy Benjamin and the running of LSU All-American Charles Alexander. Benjamin completed 23 of 36 passes for a Sun Bowl-record 269 yards while Alexander finished the game with 197 yards on the ground, also a record.

But the game was decided by Stanford's defense, which shutout the Tigers in the second half. Linebacker Gordy Ceresino led both teams with 22 tackles and was awarded the Chuck Hughes Memorial Trophy for his outstanding defensive play.

1978 Bluebonnet Bowl

Stanford 25, Georgia 22
December 31, 1978 • Houston, Texas

Score by Quarters	1	2	3	4	Final
Stanford	0	0	22	3	25
Georgia	3	12	7	0	22

Stanford won its fourth bowl game in four appearances in the 1970s as Bill Walsh led his Cardinal to a spectacular come-from-behind victory over heavily favored Georgia.

The Cardinal entered the game with a 7-4 overall mark, 4-3 in the Pac-10 and unranked. Georgia, on the other hand, was 9-1-1 and ranked seventh and 11th by the two wire service polls.

The Bulldogs jumped out to a 15-0 lead at the half and led 22-0 early in the third quarter before Stanford got its wake-up call. The Cardinal proceeded to scored 25 unanswered points in a six-and-a-half minute span to take the lead. Stanford's 25-22 lead early in the fourth quarter held up as the Cardinal defense, led by Gordy Ceresino, shut out the powerful Bulldog offense to preserve the win.

Ceresino was named the game's Defensive MVP as he accounted for 20 tackles. Cardinal quarterback Steve Dils was the Offensive MVP after leading the remarkable comeback. He completed 17 of 28 passes for 210 yards and three touchdowns.

Stanford rallied from a 22-0 deficit to upset Georgia in the 1978 Bluebonnet Bowl.

1986 Gator Bowl

Clemson 27, Stanford 21

December 27, 1986 • Jacksonville, Fla.

Score by Quarters	1	2	3	4	Final
Stanford	0	0	7	14	21
Clemson	7	20	0	0	27

There were two different games played on this day in Jacksonville, Florida. The first belonged to Clemson in the first half and the second belonged to the Cardinal in the final half.

The difference, however, was that Clemson won the first half 27-0 and Stanford won the second half 21-0 – giving the Tigers a 27-21 victory in the Cardinal's first post-season bowl appearance since the 1978 Bluebonnet Bowl.

Clemson gained 291 yards and had 15 first downs in the first half while the Cardinal gained just 57 yards and recorded three first downs. The Tigers' 27-0 first half lead was largely due to the running of Terrence Flagler and Kenny Flowers and the passing of quarterback Rod Williams, who completed 8-of-11 for 101 yards.

Stanford's starting quarterback – John Paye – could not play due to injury and seldom-used backup Greg Ennis was called to action. Ennis completed 20-of-40 for 168 yards for the game, but was just 6-of-13 for 18 yards in the first half. Brad Muster, the 1986 Pac-10 Offensive Player of the Year, earned co-MVP honors with Clemson's Williams after rushing for 70 yards on 17 carries and catching four passes for 53 yards and two touchdowns.

1991 Aloha Bowl

Georgia Tech 18, Stanford 17

December 25, 1991 • Honolulu, Hawaii

Score by Quarters	1	2	3	4	Final
Georgia Tech	10	0	0	8	18
Stanford	7	10	0	0	17

Stanford's "Now Boys" entered the Aloha Bowl with a seven-game winning streak - the program's longest since 1951 - as the Cardinal was making its first bowl appearance since 1986.

The Cardinal jumped out to first-half leads of 7-0 and 17-10, but Georgia Tech scored a touchdown and two-point conversion in the last 14 seconds of the game to secure an 18-17 victory. Stanford led 17-10 with 1:41 remaining in the game when its drive stalled on the Georgia Tech 45.

Tommy Vardell finished the game with 104 yards and accounted for both of Stanford's touchdowns, but was knocked out of the game in the second half after breaking his collarbone. Quarterback Steve Stenstrom finished the game completing 16 of 32 passes for 170 yards.

1993 Blockbuster Bowl

Stanford 24, Penn State 3

Score by Quarters	1	2	3	4	Final
Stanford	7	7	10	0	24
Penn State	3	0	0	0	3

January 1, 1993 • Miami, Fla.

The culmination of one of the greatest football seasons in Stanford history came on a warm and cloudy day in Miami. The Cardinal, Pac-10 Co-Champions for the first time since 1971 and playing in its first New Year's Day Bowl Game since the 1972 Rose Bowl Game, beat traditional power Penn State, 24-3, in the Blockbuster Bowl in a game that clearly showed why Stanford was a top 10 team.

Stanford used a familiar formula: a dominating defense and an effective offense.

After Stanford took a 14-3 lead into the locker room at halftime, Penn State could muster just 29 rushing yards, 53 via the pass and only 82 total yards the entire second half.

Senior cornerback Darrien Gordon was named the game's Most Outstanding Player after holding Penn State All-American wide receiver O.J. McDuffie intact. Gordon recorded seven tackles and was credited with six pass breakups.

Steve Stenstrom completed 17 of 28 passes for 210 yards and two touchdowns while fullback Ellery Roberts added 98 yards on the ground.



John Lynch (left) and Ron George led Stanford to a 10-3 record and a victory in the 1993 Blockbuster Bowl.

1995 St. Jude Liberty Bowl

East Carolina 19, Stanford 13

December 30, 1995 • Memphis, Tenn.

Score by Quarters	1	2	3	4	Final
Stanford	0	7	6	0	13
East Carolina	7	9	0	3	19

Stanford was picked to finish last in the Pac-10 by many of the preseason prognosticators but the Cardinal under first-year head coach Tyrone Willingham had different ideas. Stanford found itself unbeaten after its first five games, with only a tie against Wisconsin blemishing an otherwise perfect ledger.

The Cardinal picked up three more wins late in the season against Oregon State, Washington State and Cal to finish the regular season with a 7-3-1 mark and gain an invitation to the St. Jude Liberty Bowl, where it would face East Carolina.

Stanford could not get on track offensively and managed just 11 first downs and 211 yards in total offense in a 19-13 loss to the Pirates. The Cardinal faced a third-and-one from the Pirate 20 with less than a minute left to play, but Mark Butterfield's last two passes fell incomplete and ECU took over on downs with 11 seconds left in the game.

1996 Sun Bowl

Stanford 38, Michigan State 0

December 31, 1996 • El Paso, Texas

Score by Quarters	1	2	3	4	Final
Stanford	7	14	10	7	38
Michigan State	0	0	0	0	0

In the most lopsided bowl game victory in school history, Stanford completely took apart Michigan State en route to a 38-0 Sun Bowl win, the first shutout by a Cardinal team since 1974.

Stanford advanced to the 18th bowl game in school history and the second straight under Tyrone Willingham. The Cardinal's win gave Stanford a 7-5 final record and five consecutive wins to end the season.

The game was as one-sided as the score indicated. Stanford scored touchdowns on offense, defense and special teams, led 21-0 at the half and never allowed the Spartans to mount any semblance of a comeback in the second half.

Chad Hutchinson was named the game's offensive MVP after completing 22 of 28 passes for 226 yards and one touchdown. Anthony Bookman ran wild in El Paso, finishing the contest with 103 yards on 11 carries. Defensive end Kailee Wong recorded 10 tackles, three tackles for loss and two sacks and was named the game's defensive MVP.

2000 Rose Bowl Game

Wisconsin 17, Stanford 9

January 1, 2000 • Pasadena, Calif.

Score by Quarters	1	2	3	4	Final
Stanford	0	9	0	0	9
Wisconsin	0	3	7	7	17

Stanford found itself back in Pasadena for the first time since 1972 after finishing the regular season with an 8-4 overall mark, including a sparkling 7-1 Pac-10 Conference record. Stanford was a heavy underdog to Big Ten champion Wisconsin, but gave the fourth-ranked Badgers all they could handle in a 17-9 defeat.

Stanford's effort was even more impressive considering the Cardinal suffered crucial injuries to key players—notably wide receiver Troy Walters and defensive end Willie Howard—days and weeks leading up to the game. Howard suffered a severe knee injury in the last regular season game against Notre Dame. Walters, the Pac-10's most prolific receiver, suffered a dislocated right wrist just three days before the game and was ruled out of the contest 48 hours prior to kickoff. However, Walters played in the game with a heavily wrapped wrist and caught three passes for 52 yards and Howard defied the odds and made a start at defensive end and recorded five tackles.

Stanford, which had yielded an average of 452.8 yards per game in the regular season, limited the Badgers to just 331 yards in total offense. However, 200 of those yards came on the efforts of Heisman Trophy-winner Ron Dayne. Todd Husak finished the game with 258 passing yards, but Stanford was held to minus-five yards in rushing offense.



Chad Hutchinson was the 1996 Sun Bowl offensive MVP after completing 22 of 28 passes for 226 yards and one touchdown.

2001 Seattle Bowl

Georgia Tech 24, Stanford 14

December 27, 2001 • Seattle, Wash.

Score by Quarters	1	2	3	4	Final
Georgia Tech	7	10	0	7	24
Stanford	0	3	3	8	14

Coming off one of the best regular season performances in the 106-year history of the program, Stanford rode into postseason play with momentum, boasting a spectacular 9-2 record. The nine victories marked the first time since 1992 that the Cardinal accomplished this feat, and was only the second time in 50 years that the program had attained this mark. The 11th-ranked Cardinal aimed for its 10th victory in the Pacific Northwest against Georgia Tech (8-5) in the inaugural Seattle Bowl, the 20th bowl game in school history.

Despite a fourth-quarter surge that pulled the Cardinal within a field goal with 11:39 left in the contest, unranked Georgia Tech surprised Stanford 24-14 before a crowd of 30,144 at Safeco Field, home of the Seattle Mariners.

Stanford finished the year with a 9-3 record and was ranked 16th in the nation by the *Associated Press.* Lewis, who replaced starter Randy Fasani at the end of the third quarter, was named Stanford's Player of the Game after completing 6 of 13 passes for 110 yards and one touchdown.

2009 Brut Sun Bowl

Oklahoma 31, Stanford 27

December 31, 2009 • El Paso, Texas

Score by Quarters	1	2	3	4	Final
Oklahoma	10	7	14	0	31
Stanford	7	17	0	3	27

Playing in its first bowl game since 2001, Stanford fell to Oklahoma, 31-27 in the Brut Sun Bowl before a sellout crowd of 53,713.

Oklahoma quarterback Landry Jones completed 30 of 51 passes for 418 yards and three touchdowns to earn game MVP honors. The 418 yards tied for the ninth-highest passing total ever by a Stanford opponent.

The 19th-ranked Cardinal was without the services of quarterback Andrew Luck, who was sidelined with a broken right index finger suffered in the fourth quarter of the Notre Dame game a month earlier. Senior Tavita Pritchard made his first start of the season and completed 8 of 19 passes for 117 yards with two interceptions. Running back Toby Gerhart ended his Stanford career by rushing for 135 yards on 32 carries to go along with two touchdowns. It marked Gerhart's seventh straight game of rushing for 100 yards or more as the Heisman Trophy runner-up finished a brilliant senior season with a school-record 1,871 yards and 28 rushing touchdowns.

Stanford enjoyed a 21-17 halftime lead on touchdown runs by Owen Marecic and Gerhart, along with a 35-yard field goal by Nate Whitaker. However, the Cardinal managed just 79 yards in total offense and four first downs in the second half.

Toby Gerhart ended his Stanford career in the 2009 Sun Bowl by rushing for 135 yards on 32 carries with two touchdowns.

Andrew Luck was named the Most Outstanding Player of the 2011 Discover Orange Bowl.

Jones connected with Ryan Broyles for a six-yard touchdown pass at the 13:06 mark of the third quarter to cap a nine play, 80 yard drive. A one-yard TD run by DeMarco Murray at the 2:59 mark of the period gave Oklahoma a 31-24 lead.

A 21-yard field goal by Whitaker cut the lead to 31-27 at the 12:43 mark of the fourth quarter. Stanford regained possession at its own 15-yard line with 3:21 left in the game, but saw its season come to an end after going four and out.

"We're really disappointed," said senior safety Bo McNally following the game, "especially since our offense put up enough points. You should win a game with 27 points."

"Our guys fought as hard as they could," said head coach Jim Harbaugh. "They've been to the top of the mountain now and seen what's on the other side. This is where we want to be."

2011 Orange Bowl

Stanford 40, Virginia Tech 12

January 3, 2011 • Miami Gardens, Fla.

Score by Quarters	1	2	3	4	Final
Stanford	7	6	13	14	40
Virginia Tech	2	10	0	0	12

Stanford added an exclamation point to its historic 2010 season with a 40-12 victory over Virginia Tech in the Discover Orange Bowl in Miami Gardens, Fla.

Behind four touchdown passes by quarterback Andrew Luck, Stanford pulled away from the ACC-champion Hokies in the second half en route to its school record 12th victory of the season. Three of Luck's four touchdown strikes went to tight end Coby Fleener, who finished the game with six receptions for 173 yards, both career highs.

Luck, who was named the game's Most Outstanding Player, completed 18 of 23 passes for 287 yards and four touchdowns. After completing 9 of 13 passes in the first half, Luck was nearly perfect following intermission, completing 9 of 10 attempts for 201 yards and three touchdowns – all to Fleener.

Stanford led just 13-12 at halftime, as the Hokies thwarted a fake punt and blocked an extra point try. Running back Jeremy Stewart, who had been hampered all year with injuries, broke loose for a 60-yard touchdown run at the 6:16 mark of the first quarter to give the Cardinal a 7-0 lead.

After Virginia Tech took a 13-9 lead, Luck connected with tight end Zach Ertz for a 25-yard touchdown pass that capped an eight-play, 79-yard scoring drive. A field goal by Virginia Tech's Chris Hazley just before halftime cut Stanford's lead to 13-12 at the break.

The second half belonged to the Cardinal, as Stanford scored on its first four possessions on its way to its eighth consecutive victory. Owen Marecic opened the second half scoring spree with a one-yard run at the 8:47 mark of the third quarter to give Stanford a 19-12 lead. Luck then hit Fleener for touchdowns of 41, 58 and 38 yards, securing Stanford's first bowl victory since 1996.

Stanford's defense, behind a 12-tackle effort from linebacker Shayne Skov, limited a strong Hokies running game to just 66 yards.

It was the final game for Stanford head coach Jim Harbaugh, who compiled a 29-21 in four seasons at the helm of the Cardinal program. With the win, Stanford became the first FBS team to win 12 games four years after losing 11 contests.

2012 Fiesta Bowl

Oklahoma State 41, Stanford 38 (OT)

January 3, 2012 • Glendale, Ariz.

Score by Quarters	1	2	3	4	OT	Final
Stanford	7	14	7	10	0	38
Oklahoma State	0	21	3	14	3	41

In the most anticipated postseason game outside of the BCS National Championship Game, third-ranked Oklahoma State dealt fourth-ranked Stanford a heartbreaking 41-38 overtime loss in a wildly entertaining Tostitos Fiesta Bowl in Glendale, Ariz.

Quinn Sharp's 22-yard field goal in overtime gave the Cowboys its first BCS title, only after Stanford kicker Jordan Williamson misfired on two critical field goal attempts, one at the end of regulation and the other in overtime.

Quarterbacks Andrew Luck and Brandon Weeden each threw for over 300 yards while Stanford running back Stepfan Taylor ran for a career -high 177 yards on 35 carries.

Two-time Biletnikoff Award winner Justin Blackman caught eight passes for 186 yards, including touchdowns of 43, 67 and 17 yards.

Luck was especially brilliant in his final game in a Stanford uniform, completing 27 of 31 passes for 347 yards and two touchdowns, including a 53-yard bomb to Ty Montgomery that accounted for the game's first touchdown.

Stanford compiled 590 yards in total offense, compared to 412 for Oklahoma State,and held the Cowboys to just 13 yards rushing.

The Cardinal never trailed in the game until Sharp made the game-winning field goal that left Stanford crestfallen.

The two teams combined for 24 points in a wild fourth quarter.

Taylor's one-yard touchdown run with 4:34 left capped a 13-play, 69-yard scoring drive that gave the Cardinal a short-lived 38-31 lead.

Weeden and the Cowboys marched 67-yards in nine plays and tied the game when Joseph Randall carried over from four yards out with 2:35 left.

Stepfan Taylor and Usua Amanam played big roles in Stanford's Rose Bowl Game victory over Wisconsin in 2013.

Luck then drove the Cardinal down to the Cowboys 23-yard line, setting up a potential game-winning field goal with :03 remaining.

However, Williamson's attempt missed badly, sending the game into overtime.

Stanford had the first crack in overtime, but Williamson misfired on a 43-yard attempt.

On Oklahoma State's second play of overtime, Weeden threw a 24-yard pass to Colton Chef that was originally ruled a touchdown, however, following a replay review, the ball was placed on the one-yard line.

2013 Rose Bowl Game

Stanford 20, Wisconsin 14

January 1, 2013 • Pasadena, Calif.

Score by Quarters	1	2	3	4	Final
Wisconsin	0	14	0	0	14
Stanford	14	3	0	3	20

Stanford finished a 12-2 campaign with a 20-14 victory over Wisconsin in the 99th Rose Bowl Game. In a defense-dominated second half, Usua Amanam stopped Wisconsin's final drive with an interception near midfield with 2:30 to play to seal the program's first Rose Bowl victory in 40 years.

Stepfan Taylor rushed for 89 yards and an early touchdown, while Kevin Hogan passed for 123 yards, but Stanford won the game with a shutdown effort by its defense, which held Wisconsin scoreless with just 82 yards after halftime.

Kelsey Young took his only carry 16 yards for a score on Stanford's opening possession, and Taylor scored on the second drive after a big catch by Zach Ertz. Wisconsin kept the Cardinal out of the end zone for the final 51 minutes, but Stanford's defense didn't need any more help in the Cardinal's eighth straight victory to end the campaign

Following Taylor's 3-yard touchdown run just 8½ minutes in to give the Cardinal a 14-0 lead, Wisconsin briefly got going only to be turned back by Stanford's defense with a goal line stand from its 1-yard line.

Montee Ball had an 11-yard touchdown run midway through the second quarter and, following a Stanford field goal, the Badgers cut the deficit to 17-14 on Jordan Fredrick's short touchdown catch just 19 seconds before the break. Wisconsin would get no closer as Stanford celebrated in front of 93,359 fans.

2014 Rose Bowl Game

Michigan State 24, Stanford 20

January 1, 2014 • Pasadena, Calif.

Score by Quarters	1	2	3	4	Final
Stanford	10	7	0	3	20
Michigan State	0	14	3	7	24

Stanford took a 10-0 lead after the first quarter, but could not hold on as Michigan State came back for a 24-20 victory in the 100th Rose Bowl Game.

Tyler Gaffney ran for 91 yards and an early touchdown for Stanford (11-3), and linebacker Kevin Anderson returned an interception 40 yards for a score late in the first half.

Kevin Hogan threw for 143 yards on 10-of-18 passing, including a 51-yard connection to Devon Cajuste in the third quarter and a 43-yard strike to Michael Rector in the first.

Ed Reynolds led the defense with 10 tackles and Shayne Skov had a sack and three tackles for loss. But Michigan State's Connor Cook passed for a career-high 332 yards on 22-of-36 passing.

Cook's connection with Tony Lippett in the fourth quarter proved to be the difference.

The tiebreaking pass came from 25-yards out and Stanford could not muster a comeback of its own, despite a late field goal from Jordan Williamson.

The Spartan's defense ended it by stopping the Pac-12 champion Cardinal on fourth-and-1 with 1:46 to play, stuffing a run play up the middle.

A mere 112 years after the game considered the first Rose Bowl was played in a park elsewhere in Pasadena, Stanford and Michigan State engaged in an old-fashioned slugfest in the venerable stadium that later hosted the BCS title game.

Stanford fell to 54-13 over the last five seasons, including four straight appearances in BCS bowl games.

"It's the most accomplished group of football players to ever go through Stanford University," Shaw said of the seniors. "When you talk about the best teams of the BCS era, you have to mention Stanford University. Four straight BCS games, 11 wins four straight years. It's rare, rare company."

Bowl Game Records

Individual

Rushing

Rushing Attempts	35 • Stepfan Taylor vs. Oklahoma State • 2012 Fiesta Bowl
Rushing Yards	177 • Stepfan Taylor vs. Oklahoma State • 2012 Fiesta Bowl
Rushing Touchdowns	2 • four times • last by Stepfan Taylor vs. Oklahoma State • 2012 Fiesta Bowl
Longest Rush	60 • Jeremy Stewart vs. Virginia Tech • 2011 Orange Bowl

Passing

Pass Attempts	44 • Don Bunce vs. Michigan • 1972 Rose Bowl Game
Pass Completions	27 • Andrew Luck vs. Oklahoma State • 2012 Fiesta Bowl
Passing Yards	347 • Andrew Luck vs. Oklahoma State • 2012 Fiesta Bowl
Passes Intercepted	2 • three times • last by Mark Butterfield vs. East Carolina • 1995 Liberty Bowl
Touchdown Passes	4 • Andrew Luck vs. Virginia Tech • 2011 Orange Bowl
Completion Percentage	.871 (27-31) • Andrew Luck vs. Oklahoma State • 2012 Fiesta Bowl
Longest Pass	58 • Andrew Luck to Coby Fleener vs. Virginia Tech • 2011 Orange Bowl

Receiving

Receptions	8 (112 yards) • John Winesberry vs. Michigan • 1972 Rose Bowl Game
Receiving Yards	173 • Coby Fleener vs. Virginia Tech • 2011 Orange Bowl
Touchdown Receptions	3 • Coby Fleener vs. Virginia Tech • 2011 Orange Bowl
Longest Reception	58 • Coby Fleener from Andrew Luck vs. Virginia Tech • 2011 Orange Bowl

Scoring

Points	18 • twice • last by Coby Fleener vs. Virginia Tech • 2011 Orange Bowl
Touchdowns	3 • twice • last by Coby Fleener vs. Virginia Tech • 2011 Orange Bowl
Kicking Points	9 • Steve Horowitz vs. Ohio State • 1971 Rose Bowl Game
Extra Points	5 • twice • last by Jordan Williamson vs. Oklahoma State • 2012 Fiesta Bowl
Field Goals	2 • six times • Jordan WIlliamson vs. Michigan State • 2014 Rose Bowl
Longest Field Goal	48 • Steve Horowitz vs. Ohio State • 1971 Rose Bowl Game

Defense

Tackles	22 • Gordy Ceresino vs. LSU • 1977 Sun Bowl
Solo Tackles	18 • Gordy Ceresino vs. LSU • 1977 Sun Bowl

Team

First Downs	27 • vs. Oklahoma State • 2012 Fiesta Bowl
Rushing Attempts	50 • vs. Oklahoma State • 2012 Fiesta Bowl
Rushing Yards	257• vs. Michigan State • 1996 Sun Bowl
Rushing Touchdowns	3 • twice • last vs. Oklahoma State • 2012 Fiesta Bowl
Pass Attempts	44 • vs. Michigan • 1972 Rose Bowl Game
Pass Completions	27 • vs. Oklahoma State • 2012 Fiesta Bowl
Completion Percentage	.871 (27-31) • vs. Oklahoma State • 2012 Fiesta Bowl
Passing Yards	347 • vs. Oklahoma State • 2012 Fiesta Bowl
Passes Intercepted	5 • vs. Notre Dame • 1925 Rose Bowl Game
Touchdown Passes	4 • vs. Virginia Tech • 2011 Orange Bowl
Total Offensive Plays	81 • vs. Oklahoma State • 2012 Fiesta Bowl
Total Yards Gained	590 • vs. Oklahoma State • 2012 Fiesta Bowl
Most Points Scored	38 • twice• last vs. Oklahoma State • 2012 Fiesta Bowl
Fewest Points Allowed	0 • twice • vs. Michigan State • 1996 Sun Bowl

All-Time Assistant Coaches

Name	Years	Specialty
Alamar, Pete	2011-present	Special Teams Coordinator
Anderson, Jim	1981-83	Running Backs
Anderson, Lance	2007-present	Defensive Tackles Outside Linebackers Recruiting Coordinator Willie Shaw Director of Defense (2014)
Axman, Steve	1986	Offensive Line
Baer, Kent	1995-2001	Inside/Outside Linebackers (1995-01) Defensive Coordinator (1999-01)
Baldwin, Dave	1984-88	Tight Ends (1984) Wide Receivers (1985-88)
Banker, Mark	2002	Co-Defensive Coordinator/Secondary
Bengtson, Phil	1940-41, '46-50	Line
Bible, Dana	1995-97	Offensive Coordinator/Quarterbacks
Billick, Brian	1989-91	Wide Receivers/Tight Ends
Bloomgren, Mike	2011-present	Offensive Line/Andrew Luck Director of Offense
Borbely, Dave	1995-97	Offensive Line (Centers and Guards)
Boulware, Jay	2004	Running Backs
Brattan, Tom	1999-2000	Offensive Line (Centers and Guards)
Buh, Andy	2007-09	Linebackers Co-Defensive Coordinator (2008-09)
Charles, Russell	1977-79	Linebackers/Junior Varsity Coach (1977) Tight Ends (1978) Offensive Line (1979)
Christoff, A.J. "Andy"	1983, 2003-04, 2006	Defensive Coordinator (1983, 2004, 2006) Co-Defensive Coordinator/Secondary (2003)
Christiansen, Jack	1968-71	Linebackers (1968) Offensive Backfield (1969-70) Defensive Backs (1971)
Clark, Monte	1993-94	Offensive Line
Cosbie, Doug	1993-94	Offensive Line
Cox, James E.	1950	Assistant
Crook, Ron	2011-12	Tight Ends
Cross, Jack	1961-62	Assistant
Cubit, Bill	2003-04	Quarterbacks (2003-04) Offensive Coordinator (2004)
Cunningham, Gunther	1973-76	Freshmen Head Coach/Assistant (1973) Defensive Line (1974-76)
Currey, David W.	1971-76	Offensive Backs
Dalman, Chris	2007-08	Offensive Line
Denbrock, Mike	2001	Offensive Line (Tackles and Tight Ends)
DeSylvia, Terry G.	1967-69	Freshmen Head Coach/Assistant (1967) Defense (1968)/Assistant (1969)
Detwiler, Chuck	1980-82	Defensive Backs
Dickey, William J.	1971	Offensive Line
Diedrick, Bill	1998-2001	Offensive Coordinator/Quarterbacks
Dowhower, Rod	1977-78	Receivers
Drevno, Tim	2007-10	Tight Ends/Offensive Line
Durkin, D.J.	2007-09	Defensive Ends/Special Teams
Dutton, Bill	1979	Defensive Line
Elward, A. H. (Mal)	1946-56	Assistant
Everest, Andy	1958-62	Assistant
Fangio, Vic	2010	Defensive Coordinator
Fassel, Jim	1979-83	Running Backs (1979) Quarterbacks/Receivers (1980) Offensive Coordinator (1981-83)
Fehring, Dutch	1949-66	Assistant
Foerster, Chris	1988-91	Assistant/Offensive Line (1988-90) Special Teams (1991)
Frease, Don	1976	Assistant
Freeman, Tom	2005-06	Offensive Line Run Game Coordinator
Gagnon, Gary	1987-88	Tight Ends/Offensive Line (1987) Running Backs (1988)
Gambold, Bob	1963-71	Assistant (1963-67) Defense (1968-69) Defensive Backs (1970) Defensive Coordinator/Linebackers (1971)
Ghilotti, Robert V.	1950-58	Assistant
Gilmete, Jack	1986-89	Linebackers (1986) Outside Linebackers (1987-89)
Godden, John	1979	Inside Linebackers
Green, Denny	1977-78, '80	Running Backs (1977-78) Offensive Coordinator (1980)
Hackett, Nathaniel	2005	Specialists, Recruiting Coordinator
Hamilton, Bones	1940-41	Backfield
Hamilton, Pep	2010-12	Wide Receivers/Quarterbacks Offensive Coordinator/Andrew Luck Director of Offense
Hammerschmidt, Jeff	2006	Outside Linebackers/Special Teams
Hammett, Ray	1946-49	Assistant
Hampton, Russell E.	1966-67	Assistant
Handley, Ray	1972-73, '79-83	Linebackers (1972-73, 1979-80) Outside Linebackers (1981) Associate Head Coach (1982-83)
Harbaugh, Jack	1980-81	Defensive Coordinator
Hart, Randy	2010-present	Defensive Line
Harris, Bill	1995-98	Defensive Coordinator/Secondary
Hayes, Tom	2005	Defensive Coordinator/Secondary
Hecker, Norbert E.	1972-78	Defensive Coordinator/Defensive Line (1972-73) Defensive Coordinator/Linebackers (1974-76) Linebackers (1977-78)
Holmoe, Tom	1992-93	Secondary
Houck, Hudson	1972-75	Freshmen Head Coach/Assistant (1972) Offensive Line (1973-75)
Hunt, E. P. (Husky)	1940	Assistant
James, Dick	1980-82	Offensive Line (1980-82)
Jones, Robert A.	1963, '72	Freshmen Head Coach/Assistant (1963) Offensive Coordinator/Offensive Line (1972)
Kelly, David	2002-03	Associate Head Coach/Wide Receivers (2002) Associate Head Coach/Offensive Coordinator/Wide Receivers (2003)
Kerr, Larry	1984-88	Inside Linebackers (1984-85) Linebackers (1986) Inside Linebackers (1987-88)
Kettela, Peter P.	1972-76	Receivers
Kmetovic, Peter G.	1950-62	Assistant
Kofler, Otto	1985-88	Tight Ends (1985) Offensive Line/Tight Ends (1986-87) Outside Linebackers (1988)
Kotulski, David	2010-13	Inside Linebackers
Krause, Harry G. (Moose)	1948	Assistant
Lavan, Al	1979	Running Backs
Lawson, Jim	1940-41	Ends
Lindskog, Vic	1942	Assistant
Lovat, Tom	1977-79	Offensive Line
Lubick, Sonny	1985-88	Outside Linebackers (1985) Secondary (1986-88)
Lynn, George M.	1951-57	Assistant
Lynn, Ron	2008-09	Co-Defensive Coordinator/Assistant Head Coach
MacDuff, Larry	1980-83	Defensive Line (1980-81) Defensive Coordinator (1982) Defensive Line (1983)
Mannini, Dick	1984-89	Defensive Coordinator/Secondary (1984-85) Defensive Coordinator/Defensive Line (1986-88) Inside Linebackers (1989)
Margerum, Ken	2004	Wide Receivers
Mason, Derek	2010-2013	Defensive Backs/Associate Head Coach Defensive Coordinator Willie Shaw Director of Defense
McCartney, Max	1969-71	Assistant (1969) Defensive Line (1970-71)
McCarty, Peter	2002-03	Defensive Ends
McDonald, George	2004	Tight Ends
McDonell, John	2001, 2005	Offensive Line/Centers and Guards (2001) Offensive Line/Tackles and Tight Ends (2005)
McKenna, Jack	1958	Assistant
McLaughlin, Leon	1959-65	Assistant
McMackin, Greg	1984	Outside Linebackers
Meister, Herman A.	1957-58	Assistant
Miles, Trent	2001	Wide Receivers

Moller, Chuck	1997-2000	Offensive Line
Mora, James E.	1967	Assistant
Morton, Steve	2002-04	Offensive Line
Moses, Wayne	2002-03, 2005	Running Backs
Mosley, Earle	1997-98	Running Backs
Moultrie, Bill	1968-73	Defensive Backs (1968) Frosh Head Coach/Assistant (1969-71) Special Teams (1972-73)
Morris, Patrick	1995-96	Offensive Line (Tackles and Tight Ends)
Nelson, Mike	1990-91	Defensive Line
Nelson, Nate	2006	Recruiting Coordinator/Specialists
Nolan, Mike	1983	Inside Linebackers
Ottmar, Dave	1980-83	Tight Ends (1980-81) Running Backs/Tight Ends (1982) Wide Receivers (1983)
Patterson, Darrell	2005-06	Inside Linebackers
Peasley, Edward	1966-70	Assistant (1966-67) Defensive Line (1968-69) Linebackers (1970)
Polian, Brian	2010-11	Special Teams Coordinator
Preston, Buzz	1999-2001, 2006	Running Backs
Pritchard, Tavita	2013-present	Running Backs
Quinn, Tom	2002-05	Tight Ends/Special Teams Coordinator (2002) Tight Ends/Special Teams Coordinator Recruiting Coordinator (2003) Outside Linebackers/Special Teams (2004-05)
Ring, Bill	1992	Running Backs
Rison, Mose	1995-2000	Wide Receivers
Roman, Greg	2009-10	Tight Ends/Offensive Tackles Running Game Coordinator
Ruetz, Joseph H.	1951-56	Assistant
Rust, Rod	1963-66	Assistant
Samuel, Tony	1984-85	Defensive Line
Sams, Doug	2006	Offensive Line
Sanford, Mike	2011-2013	Running Backs (2011-12) Quarterback/Wide Receivers/ Recruiting Coordinator (2013)
Schuhmann, Scott	1989-92	Offensive Line
Schuler, Denny	1999-2001	Defensive Backs
Schwartz, Marchmont	1940-41	Backfield
Seifert, George E.	1972-74, '77-79	Defensive Backs
Shafer, Scott	2007	Defensive Coordinator/Assistant Head Coach
Shaw, Bryan	1983	Tight Ends
Shaw, David	2007-10	Offensive Coordinator/Wide Receivers Running Backs
Shaw, Willie	1974-76, '89-91	Special Teams (1974) Defensive Backs (1975-76) Secondary (1989) Defensive Coordinator/Secondary (1990-91)
Shea, Terry	1992-94	Assistant Head Coach/Offensive Coordinator
Shipkey, Harry	1940-42	Frosh Head Coach/Assistant (1940-41) Line (1942)
Shurmur, Patrick	1998	Offensive Line
Single, Doug	1976-78	Offensive Line
Singler, Bill	1992-94	Special Teams (1992) Running Backs (1993-94)
Smith, Homer	1958-60	Frosh Head Coach/Assistant (1958-59) Assistant (1960)
Stamm, Ed	1946	Assistant
Stavely, Dan	1959-62	Assistant (1959) Frosh Head Coach/Assistant (1960-62)
Taggart, Willie	2007-09	Running Backs
Tarver, Jason	2011	Co-Defensive Coordinator/Inside Linebackers
Taylor, Chuck	1948-49	Frosh Head Coach/Assistant
Theder, Roger	1968-71	Backs (1968-69) Receivers (1970) Quarterbacks/Running Backs (1971)
Thornhill, C.E.	1922-32	Line
Tipton, Dave	1989-2006	Outside Linebackers (1989-91) Defensive Line (1992-94, 2005-06) Defensive Interior Line Recruiting Coordinator (1995-2001)

The 1965 coaching staff featured five future NFL head coaches in John Ralston, Mike White, Rod Rust, Bill Walsh and Dick Vermeil.

Tolleson, Mike	1989-91	Inside Linebackers
Treadwell, Don	1995-96	Running Backs
Troppman, Jim	1968	Frosh Head Coach/Assistant
Turner, Keena	1992-94	Outside Linebackers
Turner, Morgan	2013-present	Tight Ends
Turner, Ron	1989-91	Offensive Coordinator/Quarterbacks
Vermeil, Richard A.	1965-68	Frosh Head Coach/Assistant (1965) Assistant (1966-67) Backfield (1968)
vonAppen, Fred	1977-78, '82,	Defensive Line (1977-78, '82) '89, '92-94 Defensive Coordinator/Defensive Line (1989) Defensive Coordinator Inside Linebackers ('92-94)
Walsh, Bill	1963-65	Assistant
Walsh, Jimmy	1984-87	Running Backs
Waters, Bob	1968	Receivers
Waugh, Tucker	2005-06	Wide Receivers
White, Clayton	2007-09	Defensive Backs
White, Mike	1964-71	Assistant (1964-67) Offensive Line (1968-70) Offensive Coordinator/Offensive Line (1971)
Wilcox, Francis	1942	Frosh Head Coach/Assistant
Williams, Frank	1963	Assistant
Williams, Tom	2002-04	Co-Defensive Coordinator/Linebackers (2002-03) Inside Linebackers (2004)
Williams, Vaughn	1994	Defensive Backs
Willingham, Tyrone	1989-91	Running Backs
Wilson, Mike	1992-94	Wide Receivers/Tight Ends
Yelovich, Tony	1984-85	Offensive Line
Zacharias, Phil	1995-2001	Defensive Ends/Special Teams

Complete information not available before 1940.

All-Time Letterwinners

A

Abena, Tim D., 1966, 67, 68
Abendschein, Jon, 1999
Abraham, Richard P., 1945, 50, 51
Abrams, Eric, 1992, 93, 94, 95
Adama, C.C., 1892
Adams, Doug, 1971, 72
Adams, Frederic L., 1917, 19, 20
Adams, P.A., 1897
Adams, Woodrow G., 1933, 34, 35
Afflerbaugh, Jack K., 1931, 32, 33
Aimonetti, Steve, 1980, 82, 83
Albert, Frankie, 1939, 40, 41
Albert, Seyon, 1990, 91, 92
Albertson, Kendall, 1928, 30, 31
Albertson, Macellus O., 1929, 30, 32
Albrecht, Craig, 2001, 02
Alexander, William F., 1969, 70
Allen, Brian, 1998, 99, 2000, 01
Allen, Ethan, 1992, 93, 94
Allen, Harold K., 1931, 32, 33
Allen, Jeff, 1995, 96, 97, 98
Allen, Rau, F, 1946, 47, 48, 49
Alston, Jon, 2002, 03, 04, 05
Alustiza, Alfonso, 1937
Alustiza, Frank, 1933, 34, 35
Alustiza, John, 1969
Alverado, Donald R., 1971, 72
Amajoyi, Chike, 2007, 08, 09, 10
Amanam, Usua, 2010, 11, 12, 13
Anderson, E. Martin Jr., 1946, 47, 48
Anderson, Gary A., 1973, 74, 75, 76
Anderson, Henry, 2011, 12, 13
Anderson, Kevin, 2012, 13
Anderson, Ray, 1973, 74, 75
Anderson, Robert W., 1946, 47
Anderson, Stanley, 1932, 34
Anderson, Stanley, 1937, 38, 39
Anderson, Todd M., 1973, 74, 75
Anderson, Troy, 1988
Anderson, William E, 1976, 77, 78
Andrew, Mark S., 1984, 85
Andrews, Robert B. Jr., 1948, 49
Andrews, Robert W., 1942
Angove, Jerry C., 1955, 56
Anhalt, Eric, 1989, 90
Arch, Dennis J., 1966
Archambeau, Lester, 1986, 87, 88, 89
Armistead, Matt, 1987
Armitage, Matthew, 1952, 53, 54
Armour, Justin, 1991, 92, 93, 94
Armour, Merrill A., 1925
Armstrong, Calvin, 2003, 04, 05
Armstrong, Eric B., 1940, 41
Arnett, Richard W., 1920
Arrell, James L., 1910
Artman, Corwin W., 1928, 29
Arvanetes, Louis G., 1979, 82
Askea, Michael V., 1971, 72
Asomugha, Chijioke, 2000, 01, 02
Atkins, LaMott, 1980
Atkinson, Franklyn R., 1961, 62
Atkinson, Herbert D., 1954
Atkinson, Lacy B., 1974
Atogwe, Oshiomogho, 2001, 02, 03, 04
August, Peter, 1942, 46, 47
Austin, Brendon, 2012, 13
Austin, Charles A., 1913, 14
Avant, Shaun R., 1983, 84
Avila, Estevan, 1989, 90, 91, 92
Awbrey, John C. (Craig), 1979, 80, 81
Awofadeju, Emmanuel, 2004, 05, 06, 07

B

Babajian, Kenneth A., 1961, 62, 63
Backer, Phillip T., 1954
Bademosi, Johnson, 2008, 09, 10, 11
Badger, Brad, 1993, 94, 95, 96
Bailey, Jeff, 1992, 93
Bailey, Parker, 1991, 92, 93
Baird, Darran, 1987, 88, 89, 90
Baird, Kevin M., 1980, 81, 82, 83
Baker, George H., 1922, 23, 24
Baker, Phil H., 1930, 31
Baldwin, Doug, 2007, 08, 09, 10
Ballinger, Steven G., 1979
Banducci, Bruno, 1940, 41, 42
Banks, Gordon G., 1977, 78, 79
Bansbach, Louis P., 1900, 02, 03, 04
Barbee, Troy W. Jr., 1956, 57, 58
Bardin, William J., 1929, 30
Barker, Bruce C., 1975, 76, 77
Barnes, Benny J., 1970, 71
Barnes, John D., 1947, 48, 49
Barnes, Michael E., 1961
Barneson, Harold J., 1917
Barnhisel, Arthur H., 1892 (Spr.), 1892 (Fall)
Barnhisel, Walter B., 1901, 02
Barns, John W., 1983, 84, 85
Bartell, Max J., 1902
Barton, Jeffrey S., 1975, 76
Bart-Plange, Emmanuel, 1990, 91, 92
Bates, Kevin M., 1978, 79, 81, 82
Bates, William F., 1931, 32, 33
Batson, Brian, 1993, 94, 95, 96
Batson, Tyler, 1989, 90, 91, 92
Batson, Walter, 1987, 88, 89
Baty, Gregory J., 1983, 84, 85
Baumgartner, Edward C., 1910
Baumgartner, Joe, 1974, 75
Baur, Turner, 1988, 89, 91
Beale, Gregory A., 1968
Beall, David, 2003
Beatie, Jerome C., 1955, 56
Beck, Braden W., 1963, 64
Bedford, Charles B., 1977, 78, 79
Beedle, Dale D., 1935
Beeler, Chase, 2008, 09, 10
Belch, Derek, 2006, 07
Bell, J. Ainslie, 1946, 47
Benjamin, Guy E., 1974, 75, 76, 77
Benner, Sam, 1998, 99, 2000
Bennett, Darron, 1986
Benson, Boyd H., 1948, 49, 50
Bentler, Matt, 2010, 11
Bentrott, Bryan, 2004, 05
Berg, Chris, 1992, 93
Berg, Richard L., 1963, 64
Bergen, Max, 2008, 09, 10, 11
Bergeron, David, 2002, 03, 04
Bergren, John D., 1980, 81, 82, 83
Bergthold, Rudy G., 1973, 74
Bernard, Harold, 2009, 10, 11, 12
Bernharad, Harvey H., 1942, 46
Berry, Herbie, 1989, 90
Berry, Robert M., 1972
Berryman, Robert P., 1946
Bessey, John D., 1959, 60
Betts, Forrest A., 1917, 19, 21
Bickel, John H., 1951
Bickenbach, Lee P., 1941
Bigelow, Windsor D., 1931
Bigloe, David C., 1898
Bihlman, George H., 1914, 16, 17, 19
Biselli, Mike, 1999, 2000, 01
Bittner, Robert B., 1966, 67, 68
Black, Robert H., 1934, 35
Blackburn, J. Ramsey, 1975, 76
Blackhurst, Cooper, 2000, 01, 02, 03
Blackstone, Bruce G., 1972, 73
Blaisdell, Jeff, 1988
Blanchard, John G. (Doc), 1972, 73, 74
Blanchard, Marcus, 1898
Blanche, Robert N., 1976
Blase, Roland R., 1913, 14
Blunt, Robert L., 1964, 65, 66
Boden, Roger, 1993
Boensch, Fred M., 1942, 46
Bogue, George R., 1924, 25, 26
Bogue, Harris D., 1929, 30
Bolin, David M., 1979
Bond, John E., 1957, 58, 59
Bonetti, John E., 1950, 51
Bonifas, Kris, 2002, 04, 05
Bonnell, Dillon, 2012, 13
Bonney, Fred L., 1919
Booker, Cory, 1989, 90
Bookman, Anthony, 1994, 95, 96, 97
Borchard, Joe, 1998, 99
Borda, Richard J., 1952
Boren, Frank H., 1899
Borkowski, Matt, 1989, 90
Boruck, Holbrook M., 1949
Boryla, Michael J., 1971, 72, 73
Boughton, Robert S., 1972
Boulware, George L., 1919
Bowe, Patrick E., 1977, 78, 79
Bowe, Patrick, 2007
Bowers, Richard L., 1958, 59
Bowman, Caleb, 2000, 02
Boxold, James D. (Bo), 1977, 78
Braden, Joseph R., 1914, 15, 16
Bradford, Mark, 2003, 04, 05, 06, 07
Bragonier, Dennis S., 1971, 72
Braheny, J. William, 1938, 39
Branch, Colin, 1999, 2000, 01, 02
Brandin, Alf E., 1934, 35
Brazel, Charles W., 1952
Breen, Paul, 1972, 73
Brenner, John M., 1938
Brewer, Mikal, 2004, 05, 06, 07
Briehl, Tom M., 1982, 83, 84
Briggs, Stewart D., 1892 (Spr.), 1892(Fall)
Brigham, Samuel T.J., 1936, 37
Brill, John Marty, 1965, 66, 67
Brock, Emory, 1997, 98, 99, 2000
Brockberg, John, 1993
Broderick, John R., 1950, 51, 52
Brodie, John R., 1954, 55, 56
Bronstein, Howard S., 1933
Brooks, Irving L., 1921
Broome, Richard D., 1949, 50
Broughton, Gregory J., 1966, 67, 68
Brown, David E., 1942, 46
Brown, Delos E., 1962, 64, 65
Brown, Floyd C., 1907, 09, 10, 11
Brown, Hartwell, 1990, 91
Brown, Isaiah (Bubba), 1968, 69
Brown, Jackie R., 1969, 70, 71
Brown, James A., 1978, 79, 80
Brown, Mark W., 1969
Brown, Robert L., 1969
Brown, Steven L., 1983
Brown, Terrence, 2010, 11, 12
Browning, Barry, 2010, 11, 12, 13
Brownson, Lynn J., 1946
Brubaker, E. William, 1942
Bryan, Robert E., 1950
Bryant, Vaughn, 1990, 91, 92, 93
Buckey, Jeff, 1992, 93, 94, 95
Buckley, Frederick O., 1984, 85
Buckley, Mike, 1992
Budge, Hamilton W., 1947, 48
Budinger, Stephen M., 1977, 78
Buehler, Charles E., 1960, 61, 62
Buehler, George S., 1966, 67, 68
Bulcke, Brian, 2007, 08, 09, 10
Bunce, Donald R., 1969, 70, 71
Bunyard, Guy G., 1985, 86
Burch, Frederick W., 1977, 78
Burcham, Keith G., 1977, 78, 79
Burford, Christopher W., 1957, 58, 59
Burget, Bill G., 1956
Burke, Edward W. Jr., 1946, 47
Burke, Mike, 1998
Burke, Thomas R., 1961, 63
Burke, William, 1929
Burkland, Phil V., 1957, 59
Burnett, Brady F., 1893
Burnett, William W., 1897, 99, 1900
Burns, William S., 1914
Burriss, Eli, 1996, 97
Bush, Clarence E., 1930
Bush, Ronald J., 1952, 53, 54
Butler, Charles W., 1961
Butler, John R., 1959, 60, 61
Butler, Lawrence A., 1970, 71
Butt, Dale I., 1919
Butterfield, Hayden G., 1904
Butterfield, Mark, 1992, 93, 94, 95
Byers, Dan, 1990, 91
Byrd, Jeff 1995, 96, 97
Byrer, James W., 1957, 58

C

Caddel, Ernest W. Jr., 1930, 31, 32
Cadwalder, Theodore R., 1907, 08
Caffall, Mark, 1942
Caglieri, Guido G., 1929, 30
Cain, Joseph, 1983, 84
Cairns, Walter S., 1899
Cajuste, Devon, 2012, 13
Calfee, Tsar N. Jr., 1950, 51
Callihan, Lance, 2012, 13
Callaway, Claude P., 1933, 34, 35
Calomese, David, 1992
Calvelli, Anthony, 1936, 37, 38
Camarillo, Greg, 2002, 03, 04
Camera, Paul C., 1955, 56
Campbell, Don L., 1947, 48
Campbell, Floyd P., 1919
Campbell, Fred, 2006, 07
Campbell, Gordon, 1931, 32, 33
Campbell, Howard F., 1917, 19, 20
Campbell, John D., 1921, 22, 23
Campbell, William E., 1895
Carder, David, 1992, 93, 94, 95
Cardinalli, Ray A., 1974, 75, 76, 77
Carle, Nathaniel A., 1895, 96, 97
Carlson, Harry J. Jr., 1935
Carpenter, John, 1988, 89, 90
Carpenter, Scott, 1984
Carr, Stephen, 2009
Carrigan, Andrew J., 1966, 67
Carrington, Devon, 2010, 11, 12, 13
Carroll, Casey, 2002, 03, 04
Carroll, Daniel B., 1912, 13, 14, 15, 16
Carroll, Jon P., 1982
Carswell, Donn A., 1954, 55, 56
Carter, Alex, 2012, 13
Carter, Harley R., 1921
Carter, Kerry, 1999, 2000, 01, 02
Carter, Ruben, 1998, 99, 2000, 01
Casey, John R., 1940
Caspers, Johnny, 2013
Cass, Bruce C., 1968
Cass, Louis, 1909, 11, 12
Cassidy, Brian, 1990, 91, 92, 93
Castagnoli, James D., 1948, 49
Castellucci, Davis L., 1951
Catron, Josh, 2006, '07, 08, 09
Caughey, Edgar R., 1919
Cavanaugh, Glen, 1990, 91, 92, 93
Caylor, Drew, 2001, 02, 03
Ceresino, Gordon J., 1975, 76, 77, 78
Chalmers, Alexander J., 1903, 04, 05, 06
Chambers, Kirk, 2000, 01, 02, 03
Chandler, Lore R., 1917
Chapman, Chris P., 1985
Chapman, Robert S., 1977, 78
Chapple, John L., 1962, 63, 64
Chase, Thaddeus, 2006, 07, 08

Frankie Albert

Guy Benjamin

Gordon Ceresino

Chris Burford


John Brodie

Mike Boryla

Kerry Carter

Gregory Broughton

Ray Anderson

Cheda, Gilbert E., 1906, 08, 09, 10
Childs, Robert D., 1947
Church, Gerald B., 1973, 74, 75
Clark, George H., 1901, 02, 03, 04
Clark, Greg, 1995, 96
Clark, John B., 1956, 57
Clark, John E., 1934, 36, 38
Clark, John V., 1947
Clark, Philip L., 1919
Clark, William N., 1929, 30
Clay, Roger A., 1965
Cleaveland, Norman, 1922, 23, 24
Clemans, Carl L., 1892 (Spr.), 1892 (Fall)
Cline, Tony, 1992, 93, 94
Clinton, Edgar M., 1898
Clover, Philip P., 1913, 14
Clover, Preston, 2004, 05, 06
Clymer, James J., 1980, 81, 82, 83
Cobb, Garry, 2001, 02
Cochran, Jon, 2003, 04, 05, 06
Cochrane, Guy H., 1892, 93, 94, 95
Code, Thomas K., 1892 (Spr.), 1892 (Fall), 93, 95
Coffin, Robbie L., 1985, 86, 87, 88
Coffis, James T., 1935, 36, 37
Coker, Charles M., 1947
Colberg, Kent S., 1962, 63
Coldiron, Gene D., 1937, 38, 39
Cole, Alfred W., 1940, 41
Colehower, Kurt H., 1984, 85, 86, 87
Coleman, Richard R., 1916
Collins, Charles D., 1980
Colvin, Donald L., 1930, 31, 32
Combs, Evan, 2002
Comella, Greg, 1993, 95, 96, 97
Commissiong, Gerald, 2003
Conaway, Carlton D., 1963
Cone, Jesse A., 1949, 50, 51
Conklin, Roch M., 1956, 58
Connelly, Michael O., 1964, 65
Connor, Michael D., 1975, 76
Conrad, Robert L., 1965, 66
Cook, Alex J., 1927, 28, 29
Cook, Archibald B., 1906, 07, 08, 09
Cook, Brad, 1987, 88
Cook, Hart N. III, 1948, 49, 51
Cook, Mike, 1991, 92
Cook, Ronald M., 1951, 52, 53
Cook, Toi, 1984, 85, 86
Cooper, Kenneth F., 1900, 01
Corbus, William, 1931, 32, 33
Cordes, William (Chuck), 1971, 72
Cordova, Michael P., 1974, 75, 76
Cotten, J. Spencer, 1986, 87, 88
Cottle, Christopher C., 1959, 60, 61
Cotton, S.W., 1894, 95, 96, 97
Cottrell, Stephen G., 1981, 82, 83
Coughlin, Steve, 1998, 99
Covault, Jake, 2001, 02, 03
Cowan, Roger D., 1970, 71, 72
Cox, James E., 1942, 46
Crahan, Jack L., 1947
Craig, Gary H., 1960, 61, 62
Crane, Robert L., 1938, 39, 40, 41
Crary, Sherman L., 1929
Craven, Michael, 2002, 03, 04, 05
Cravens, Robert I., 1920, 22, 23
Crawford, David P., 1905, 07, 08, 09
Crepeau, Richard A. Jr., 1954
Crist, Frank L. (Skip) Jr., 1950, 51, 52
Crochet, Gerren, 2002, 03, 04, 05
Cromer, Barry, 1982, 83
Cronshagen, Jeff, 1996, 97, 98, 99
Crooks, George A., 1967, 68, 69
Cross, Eric C., 1970, 71, 72
Cross, James K., 1967, 69
Crower, Evan, 2013
Cuddeback, Murray W., 1922, 23, 24
Culin, Edward L., 1948
Culver, Capp, 2002
Cummings, Edward A., 1960, 61, 62
Cummings, Irving Jr., 1937
Cummings, Jackson, 2011, 12, 13
Cunz, Ken S., 1982
Curr, Allan M., 1962
Currie, Andrew, 1996, 97, 98, 99
Curtice, Aubrey A., 1919

D

Daka, Robert E., 1937, 38
Dalman, Chris, 1989, 90, 91, 92
Daly, John S., 1897
Dana, I. Ross, 1942
Danahy, Patrick, 2003, 04, 05, 06
Daniels, David, 1988
Danser, Kevin, 2010, 11, 12, 13
Dapper, Samuel M. (Duker), 1978, 79, 80
Darsie, William P., 1912, 13
Davidson, E.E., 1913
Davidson, Harry D., 1947
Davidson, Horace H., 1927, 28
Davis, Branyon, 1993, 94
Davis, David, 1998, 99
Davis, Noor, 2013
Dawson, Donald D., 1958
Dawson, Raymond E., 1929, 30, 31
De la Forest, John M., 1966, 67, 68
De Sylvia, Terry, 1964, 65
De Young, E. William, 1948, 49
Dean, Charley, 1999
Deaton, Jeffrey S., 1981, 82, 83, 84
Debniak, Alex, 2009, 10, 11, 12
Deems, Howard E., 1920
DeCastro, 2009, 10, 11
DeForest, Joseph G., 1899, 1900
DeGroot, Dudley S., 1920, 21, 22
DeLellis, Anthony R., 1961, 62, 63
Delmare, John D., 1979, 80
Dembesky, Joe, 2008, 09
Dennis, Guy H., 1922, 23
Derby, Richard, 1965, 66
DeSwarte, David, 1946
Devine, Aubrey A. Jr., 1946, 47, 48
DeWeese, Armand J., 1955, 56, 57
deWitt, Wallace W., 1938
Dick, Douglas W., 1956, 58
Dillard, Marshall B., 1983, 85, 86, 87
Dils, Stephen W., 1977, 78
Dispalatro, Frank, 1979, 80, 83
Ditlevsen, Robert F., 1940
Dittman, Seth, 1991, 92, 93, 94
Dockter, Bobby, 2006, 07
Doctor, Stephen D., 1954, 55, 56
Doe, Charles W., 1919
Dole, Alfred R., 1902
Dole, Charles S., 1895, 98
Dole, George E., 1905
Dole, Kenneth L., 1908, 09, 10, 11
Dole, Norman D., 1922, 23
Dole, Wilfred H., 1902, 03, 04
Donahue, Neil A., 1937, 38, 39
Donahue, William F., 1959
Donester, Don, 1994
Donoghue, Brian, 1996, 97, 1998
Donovan, Pat B., 1972, 73, 74
Dorn, Ernest F. III, 1953, 54, 55
Doster, Guy L., 1952, 53
Dotterer, Michael J., 1979, 80, 81, 82
Doub, William K., 1930, 31, 32
Doughty, R.M., 1921, 22
Douglas, Joe G., 1921
Douglas, Jon A. (Jack), 1955, 56, 57
Dowd, Bernard G. Jr., 1958, 59, 60
Downing, Claud S., 1892, 93
Downing, Paul M., 1892 (Spr.), 1892 (Fall), 93, 94
Doyle, Morris, 1928, 29
Draft, Chris, 1994, 95, 96, 97
Dray, Jim, 2006, 07, 08, 09
Dressel, Chris, 1980, 81, 82
Driscoll, Thomas A., 1928, 29
Drown, Jack A., 1933, 34
Dubofsky, Frank N., 1961, 62
Dudchock, Davis, 2011, 12, 13
DuFault, Scott G., 1985
Dunn, Damon, 1994, 95, 96, 97
Durket, Michael, 1947
Dwight, Herbert M., 1923
Dykstra, James C., 1980, 81

E

Eadie, Ronald E., 1950, 51, 52
Eagle, Walter E., 1955
Easter, C.J., 2008
Edwards, Jeff, 2003, 04, 05, 06
Edwards, LeRoy M., 1906
Edwards, Trent, 2003, 04, 05, 06
Egboh, Pannel, 2005, 06, 07,08
Ehrhorn, Charles S., 1930, 31
Eide, Jon, 1998
Eklund, Ryan, 2004
Eldredge, David P., 1952
Eller, Jack R., 1946
Elliott, Richard C., 1955
Ellis, Kwame, 1992, 93, 94, 95
Elway, John A., 1979, 80, 81, 82
Enberg, Donald M., 1948, 49, 50
Engel, Dennis L., 1979, 81, 82
Engel, Eugene A., 1977, 78, 79
Englehardt, Robert N., 1986, 87, 88, 89
Ennis, Greg C., 1986, 87, 88
Erb, Arthur L., 1913, 14, 15
Erb, Benjamin E., 1908, 10, 11, 12
Erb, William M., 1899, 1900
Erickson, Wayne C., 1946, 47
Ertz, Zach, 2010, 11, 12
Eschelman, Scott, 1986, 87, 88, 89
Essegian, Charles A. Jr., 1950, 51, 52
Etiz, Brent, 2010, 11, 12
Evans, Charles A., 1976, 77, 78, 79
Evans, Charles B., 1908
Evans, Jason, 2005, 06, 07
Evans, Kris, 2006, 07, 08, 09
Evans, Marlon, 1994, 95, 96
Evans, Quinn, 2009, 10
Ewing, Terry M., 1968, 69, 70

F

Face, William H. Jr., 1958, 59, 60
Fair, Lee P., 1971, 72
Fairchild, Joe, 1997, 98, 99
Falk, Oliver S., 1917
Fasani, Randy, 1998, 99, 2000, 01
Faulkner, George C., 1908
Faust, Justin, 2001, 02
Faville, Richard W., 1921, 22, 23
Fawcett, Randall (Buck), 1941, 42
Fay, Peter, 1937, 38
Feldman, Martin, 1946, 47
Fenton, K.L., 1906, 07
Ferguson, James J., 1971, 72, 73
Ferguson, John, 1971, 72, 73
Ferko, Leo M., 1936, 37
Fernandes, Ronald A., 1958, 59, 60
Fernandez, Ryan, 1998, 99, 2000, 01
Ferris, Harold H., 1947
Fiander, William B., 1984, 85, 86, 87
Fickert, Charles, 1894, 95, 96, 97, 98
Field, Julian D., 1947, 48, 49
Finley, John A., 1975, 77
Fisher, Ernest L., 1983, 84, 85
Fisher, Forrest S., 1896, 97, 98
Fisher, Ralph S., 1899, 1900
Fisk, Jason, 1991, 92, 93, 94
Fitting, John W., 1909
Fitzmorris, Tyce M., 1961
Fix, Donald R., 1947, 48, 49
Flacco, John, 2013
Flanagan, Thomas F., 1964, 65
Flatland, Richmond Jr., 1946, 47
Fleener, Coby, 2008, 09, 10, 11
Fleishhacker, Herbert Jr., 1927, 28, 29
Fleming, Cameron, 2011, 12, 13
Fletcher, Alex, 2005, 06, 07, 08
Flood, Randolph G., 1918, 19
Flood, Raymond O., 1924
Flowers, Monteville D. Jr., 1919
Floyd, Dan B., 1977, 78, 79
Focht, Aaron, 1998, 99, 2000
Foley, Paul Stephen, 1978
Fonoti, Taualai, 2003, 04, 05
Forbes, Frank A. Jr., 1946
Forcier, Jason, 2008
Foster, Galen, 1989
Fowler, Andrew, 2010, 11
Fox, Bradley S., 1977, 78
Francis, Dan R., 1973, 74, 75
Francis, Jack P., 1940, 41
Francis, Phillip K., 1976, 77, 78
Frank, Alvin H., 1910, 11
Frank, Nick, 2003, 04, 05, 06
Frankenheimer, Julius J., 1892, 93, 94, 95
Freeman, Charles G., 1968
Freeman, Christopher, 1925, 26, 27
Freeman, Lewis R., 1898
Freeman, Trey, 2000, 01, 02
Freis, Joel H., 1956, 57, 58
Frentrup, Lud, 1927, 28, 29
Friedrichs, Matt, 1998, 99, 2000, 01
Frisbee, Robert D., 1942
Frizell, Porter T., 1905
Frost, Scott, 1993, 94
Frost, Steve, 1994, 95
Fua, Sione, 2006, '08, 09, 10
Fuentes, Martin K., 1978
Fujikawa, Ronald K., 1969
Furlanic, Richard A., 1954, 55

G

Gabriel, Anthony, 1998, 99, 2000, 01
Gaedtke, Richard J., 1949, 50
Gaertner, Chris, 2013
Gaffney, Brian, 2000, 01, 02, 03
Gaffney, Tyler, 2009, 10, 11, 13
Gallarneau, Hugh, 1938, 39, 40
Ganong, Carl F., 1907, 08
Gant, Richard A., 1952, 53
Gant, Vernon F., 1968
Garber, Sidney J., 1957, 58, 59
Garcia, Rodrigo F., 1971, 72, 73
Gard, F.J., 1911, 12, 13, 14
Gardener, Greg C., 1982
Gardner, Ben, 2010, 11, 12, 13
Garner, Rodney G., 1950, 51
Garnett, David, 1989, 90, 91, 92
Garnett, Joshua, 2012, 13
Garnett, Kevin, 1992, 93, 94
Garnier, Edward P., 1936, 37
Garrett, Robert D., 1951, 52, 53
Garrison, Ben, 1999, 2000
Gatewood, Corey, 2007, 08, 09, 10,11
Gayles, Eddie, 2000
Gaynor, T.J., 1992, 93, 94, 95
Gebert, Robert R., 1953
Geddes, Donald, 1954, 55
Geissler, E.D., 1910, 11
George, Ron, 1990, 91, 92
Gerald, Gregory M., 1915
Gergen, Robert R., 1953
Gerhart, Toby, 2006, 07, 08, 09
Gervais, Richard P., 1977, 78, 79, 80
Ghilotti, Robert V., 1947, 48
Giallonardo, Thomas M., 1967
Gibbs, Coy, 1991, 92, 93, 94
Giles, Scott., 2000, 02
Gill, Stan P., 1985
Gillingham, Chuck, 1987, 88, 89, 90
Gilman, Charles E., 1899
Gilmete, Joaquin A., 1983, 84, 85
Gilmore, Rodney C., 1979, 80, 82
Glaspie, Byron, 1998, 99, 2000
Goldberg, Jerome L., 1952, 53, 54
Goldstein, Max H., 1971, 72, 73
Golia, Travis, 2008
Gordon, Amon, 2001, 02, 03
Gordon, Darrien, 1990, 91, 92
Gordon, Jack S., 1959, 60, 61
Gottfried, Brandon, 2011
Gowan, Jacob, 2010, 11, 12
Grable, Dave, 1991, 92, 93, 94
Graff, Stanley R., 1938, 39, 40
Grant, Alan, 1986, 87, 88, 89
Grant, John E., 1935, 36
Graves, Jonathan (Jody), 1968, 69, 70
Grayson, Robert H., 1933, 34, 35
Green, David, 2008, 09, 10, 11
Green, Henry E., 1985, 86, 87, 88
Greer, Roger P., 1975
Greer, William L., 1939
Grenardo, Ozzie, 1991, 93, 94
Grey, George C., 1930, 31, 32
Gribbin, Franklin P., 1931, 32, 33
Griffin, Levirt, 2006, 07
Griffin, Peter, 2005, 06, 07
Griffin, Robert R. Jr., 1949, 50, 51
Grimm, Trevor A., 1959
Grissum, Darrell W., 1981, 82, 83
Grosh, M.D., 1892
Groves, James L., 1937, 39
Guillory, John L., 1964, 65, 66
Gunder, Austin, 2005, 06, 07, 08
Gustafson, Jerry F., 1953, 54, 55

H

Hachten, William A., 1946
Haile, Jeffrey A., 1980, 81
Halamandaris, George, 2010
Haley, Samuel M., 1911
Hall, Derek, 2008, 09, 10
Hall, Efton Jr., 1970
Hall, Elwin B., 1912, 13, 14
Hall, Mike, 1992, 93, 94, 95
Hall, Robert P., 1942, 46
Hall, Thomas Z., 1977, 78, 81
Hallick, Brad, 2010
Halstead, Samuel T., 1915
Hamilton, Dwain, 1983, 84
Hamilton, Glenn H., 1936, 38
Hamilton, Kadar, 1994, 95, 96, 97
Hamilton, Robert A., 1933, 34, 35
Hammett, Raymond M., 1940, 41, 42
Hancock, Ronald C., 1971, 72
Hand, Milton N., 1930, 31
Handley, Ray R., 1963, 64, 65
Hanner, Allen F., 1952
Hansel, Peter A., 1971, 72, 73
Hansel, Tim, 1963
Hansen, Carl, 1994, 95, 96, 97
Hansen, Jeff, 1994
Hanson, Mark, 1988, 89, 90
Hanson, Tommy, 1994, 95, 96, 97
Harder, Theodore, 1926, 27, 28
Hardin, Tripp, 1982, 83
Hardy, Arthur C., 1931
Harmon, Mark R., 1981, 82, 83, 84
Harper, Matt, 1993, 94
Harrelson, William H., 1893, 94
Harrigan, P.F., 1910, 11, 12
Harrington, A. Tauasu, 1955, 56, 57
Harris, John P., 1975, 76
Harris, Kwame, 2000, 01, 02
Harris, Larry W., 1977, 78, 79, 80
Harris, Leo A., 1925, 26
Harris, Mark, 1993, 94, 95
Harris, Marvin K., 1961, 62, 63
Harris, Ronnie, 2012, 13
Harris, Walter L., 1984, 85, 86
Harrison, Brandon, 2003, 04, 05, 06
Harry, Emile M., 1981, 82, 83, 84
Hartranft, S. Glenn, 1921
Hartvickson, Leon M., 1967
Hartwig, Charles M., 1962, 63
Hashimoto, Mark, 1984, 85
Haskins, Jon, 1994, 95, 96, 97
Hatzenbuhler, Mark, 1990, 91, 92, 93
Hauser, Henry P., 1917
Hauverman, Cornelius D., 1901, 02, 03
Hawkins, Chris, 1987, 88, 89
Hayes, Anthony, 2013
Haygood, John T., 1967, 68
Hazelrigg, Thomas R., 1965, 66, 67
Hazzard, William C., 1894
Head, Brian, 2002, 03, 04
Head, Gordon E., 1934
Hearney, Richard D., 1960
Hebert, John, 1993, 94, 95
Heffernan, Robert E., 1966, 67, 68
Heinecke, Walter, 1927, 28, 29
Heinly, Donald, 1908
Heiser, Peter E., 1929, 30, 31
Heitmann, Eric, 1998, 99, 2000, 01
Helser, Charles W. Jr., 1920
Hemschoot, Joe, 2011, 12, 13
Henley, Thomas H. III, 1983, 84, 85, 86
Henry, Wilbur A., 1918
Henton, John, 1993, 94
Heron, Ivar C., 1917
Herring, Ed, 1992
Hewitt, Ryan, 2010, 11, 12, 13
Hey, Clifford L., 1924
Hibler, Michael K., 1964, 65, 66
Hibler, Paul J., 1977, 78, 79
Higgins, John M., 1946
Hildebrand, Alfred P., 1961, 62, 63
Hill, Corey, 1994, 95, 96, 97
Hill, Donald K., 1925, 26, 27
Hill, Harrison W., 1898, 1900, 01
Hill, L. Anthony, 1973, 74, 75, 76
Hill, Mark N., 1975, 76, 77
Hillman, Harry H. Jr., 1929, 30, 31
Hillman, John N., 1931, 32, 33
Hinckley, Beckett, 1990, 91
Hinckley, Robert W., 1986, 87, 88, 89
Hines, Andre P., 1978, 79
Hinshaw, Chester J., 1960
Hinshaw, Dean S., 1958, 59, 60
Hoaglin, Mark K., 1974, 75, 76
Hobbs, Chris, 2006, 07
Hobson, Louis, 2001, 02, 03
Hodari, Simba, 1998, 99, 2000, 01
Hoegh, Robert L., 1951, 52
Hoffman, Clifford P., 1926, 27, 28
Hoffpauir, Zach, 2012, 13
Hogan, Kevin, 2012, 13
Hogg, Charles H., 1892 (Spring)
Hoisch, Alan M., 1942
Hokanson, Charles R., 1949, 51
Holdridge, Jay F., 1936
Holloway, Brian D., 1978, 79, 80
Holman, John R., 1906, 07, 08, 09
Holman, Mike, 2000
Holt, Preston, 1919
Holwerda, Jacob J., 1932, 33
Honore, George L., 1959, 61
Hooper, Gregory F., 1979, 80, 81, 82
Hooper, Trevor, 2003, 04, 05, 06
Hoos, Earl M., 1933, 36
Hoover, Marcus, 1998, 99, 2000, 01
Hopkins, Charlie, 2013
Hopkins, John, 1987, 88, 89, 90
Horgan, Michael, 2004, 05
Horn, Chris, 2005, 06, 07
Horn, Richard H., 1949, 50, 51
Horowitz, Steven C., 1969, 70
Horton, Larry L., 1905, 06
Houck, George M., 1922
Howard, Robert P., 1962, 63, 64
Howard, Willie, 1997, 98, 99, 2000
Howe, John M., 1952, 53
Howe, Stephen J., 1976, 77
Howell, Delano, 2008, 09, 10, 11
Hoyem, Steve, 1990, 91, 92, 93
Hubbard, C. William, 1975, 76
Hubbard, Derek, 1995, 97
Huckestein, Ray C., 1985, 86, 87, 88
Hugasian, Harry, 1949, 50, 51
Hulen, Ray J., 1930, 31
Humphreys, Brad T., 1985, 86, 87
Humphreys, Philip M., 1965
Hunt, Albert B., 1930
Hunt, Robert W., 1923, 24
Husak, Todd, 1996, 97, 98, 99
Huss, Jon D., 1966, 68
Hutchings, Charles H. Jr., 1980, 81, 82, 83
Hutchinson, Chad, 1996, 97
Hyde, Clarence E., 1904
Hyland, Richard F., 1925, 26, 27

I

Inge, Ron E., 1973, 74, 75, 76
Ingham, George W., 1959
Isaacs, Carl E., 1955, 56
Ishman, Reginald E., 1971, 72, 73

J

Jackson, Bill H., 1985
Jackson, David, 2005
Jackson, Jerome, 2007
Jackson, Terence, 1981, 82, 83, 84
Jacob, Joseph C., 1949, 50
Jacobs, George C., 1903
Jacobs, Quincy, 1993, 94, 95
James, Edwin W., 1898
James, Jeffrey D., 1984, 85, 86, 87
Janssen, Clayton R., 1922
Jeffs, A.S., 1895, 96, 97
Jena, Douglas K., 1972, 73
Jenke, James A., 1974, 75
Jenkins, Julian, 2002, 03, 04, 05
Jerich, Mike, 1992, 93, 94
Jessen, Christopher F., 1961, 62
Johannessen, Edward L.H., 1939, 41
Johnson, Blaise, 2007, 08
Johnson, Brian, 1987, 88, 89
Johnson, Chris, 1996, 97, 98, 99
Johnson, Eric, 2001, 02, 03
Johnson, Jim, 2000
Johnson, Jimmie, 1997
Johnson, Lance, 1987, 88
Johnson, Landon, 2004, 06, 07
Johnson, Riall, 1997, 98, 99, 2000
Johnson, Teyo, 2001, 02
Johnston, Charles F., 1922, 23, 24
Johnston, Philip F., 1932
Jones, Craig, 2013
Jones, Lawrence C., 1970, 71
Jones, Ray, 2004, 06
Jones, Richard V. Jr., 1954, 55
Jones, Winford M., 1939
Josephson, Kurt H., 1984, 85, 86
Jubb, Stephen W., 1969, 70

K

Kadziel, Ronald D., 1968, 69, 70
Kaffen, James P., 1972, 73
Karakozoff, Alex L., 1973, 74, 75, 76
Kass, Dorean, 1998, 99
Kauffman, James H., 1968, 69, 70
Kaumatule, Luke, 2012, 2013
Kazanjian, John C., 1927
Keblusek, Edward R., 1946
Kegley, Carl S., 1917
Kehl, James A., 1970, 71
Kehrli, Bruce A., 1963, 64, 65
Keiser, Thomas, 2008, 09, 10
Kellar, William E., 1974, 75, 76, 77
Keller, Richard, 1968, 69
Kellner, Stuart L., 1966, 67, 68
Kelly, James B., 1924
Kelly, Pat S., 1985, 86
Kemper, Steve A., 1973, 74
Kennedy, Martin H., 1892, 93, 94
Kerekes, George A., 1976, 77, 78
Kerkorian, Gary R., 1949, 50, 51
Kerman, John R., 1939, 40
Kern, Eugene F., 1911, 12
Kester, Edgar C., 1916
Keusseff, Stephen E., 1938, 39
Kidd, John D., 1956, 57
Kieburtz, Geoffrey B., 1974, 75, 76, 77
Killefer, Wade, 1969
Kimble, Anthony, 2005, 06, 07, 08
Kindler, Dorsey B., 1946
King, Gordon D., 1975, 76, 77
King, Leon, 1950, 51
Kinney, Paul B., 1918
Kirkland, Alfred D., 1951, 52
Kirsch, William B., 1937, 38
Kirtman, Nathaniel, 1967
Kirwan, Andre, 1993, 94, 95, 96
Kite, Walter E., 1932
Klabau, Theodore A., 1927, 28, 29
Klafter, Derron, 1991, 92
Klein, Bud D., 1948, 49
Klein, Jimmy, 1989, 90
Klipper, L. Younger, 1970, 71, 72
Kloos, Michael A., 1971
Kmetovic, Peter G., 1939, 40, 41
Knapp, Sam, 2010
Knecht, Tommy, 1991, 92, 93
Knight, Courtland W., 1913, 15
Knight, Robert B., 1901
Koehn, John P., 1970
Koerner, William, 1905, 06, 07, 08
Kohlmoos, Michael, 1987, 88
Kolesnikow, Andy M., 1974, 77
Kolich, Tom, 2002
Kopa, Matt, 2006, 07, 08, 09
Kraft, Warren H., 1921
Krickeberg, Roy W., 1953, 54
Kroeker, Andrew, 1995, 96, 97, 98
Kynes, Cason, 2011

L

La Combe, Emile A., 1931
La Prade, Loren H., 1941, 42
Laakso, Albert M., 1948, 49
Laborde, Henri J., 1932
Lacey, Juan Carlos, 1998, 99
Lacey, Laurcene A., 1958, 59
Lachmund, Otto G., 1913, 14
Ladner, Ben, 2006, 07
Laidlaw, Scott R., 1972, 73, 74
Lamanuzzi, Victor, 1971, 72
Lamar, Kevin T., 1980, 82, 84
Lambert, Thomas B., 1930, 31
Lancaster, Jarek, 2010,11, 12, 13
Landis, Craig S., 1985, 86
Lang, Bruce, 1986, 87, 88, 89
Lange, Scott, 1993
Langford, J. Michael, 1974, 75
Laord, William H., 1930
Larsen, Neils T., 1934, 35
Lasater, Richard W. II, 1968, 69, 70
Lasley, J.J., 1989, 90, 91, 92
Latham, Robert M., 1951
Laubscher, Wesley F., 1951
Laumeister, Clarence F., 1906
Laverty, Roger M., 1942
Lawson, James W., 1922, 23, 24
Lazetich, Peter G., 1969, 70, 71
Le, Tuan Van, 1988, 89, 90, 91
Leahy, John G., 1959
Ledeboer, Frederick B., 1937, 38
Lee, Austin, 1998, 99, 2000, 01
Lee, Howard S., 1899, 1900
Leeuwenburg, Richard P., 1962, 63, 64
Leiker, Tony W., 1985, 86
Lemon, J.R., 2002, 03, 04, 05

John CHapple

Toi Cook


William Corbus

Edward Cummings

David DeCastro

Pat Donovan


John Elway

Hugh Gallarneau

Rod Garcia

Robert Garrett

Ron George

Toby Gerhart

Robert Grayson


Robert Hamilton

Ray Handley


Willie Howard

Andy Kerr

Peter Kmetovic

Lemon, Steven R., 1980, 81, 83
Leonard, Matt, 1999, 2000, 01, 02
Lettinich, Edward B., 1934
Levy, David N., 1919, 20
Lewis, Chris, 2000, 01, 02, 03
Lewis, David R., 1964, 65, 66
Lewis, John K., 1955
Lewis, Laurence D., 1926, 27, 28
Lightfoot, Dan R., 1968, 69, 70
Liljenwall, Theodore J., 1947, 48
Lilly, John K., 1917
Lindskog, Stanley V., 1960, 61, 62
Lindskog, Victor J., 1940, 41
Lloyd, Dallas, 2013
Lodato, Jack D., 1962, 63, 64
Lohn, Nate, 2013
Lofton, David, 2004, 05, 06
Lofton, James D., 1975, 76, 77
Loncar, Ken, 1994, 95
Long, David, 2004
Long, Joe E., 1955
Long, Robert W., 1954, 55, 56
Longinotti, John F., 1965
Lonsinger, Donald B., 1981, 83
Loomis, Frederick C., 1923
Lorig, Erik, 2006, 07, 08, 09
Lorimer, Delmar B., 1972, 73
Lortie, Joe E., 1985, 86, 87
Lough, Charles, 1989
Loukas, Alex, 2008, 09, 10
Lovelady, Michael, 2003
Lucas, Richard M., 1949, 50
Luck, Andrew, 2009, 10, 11
Luckett, William E., 1936, 37
Ludeke, Frederick S., 1921, 22, 23
Ludeke, John M., 1954
Lueders, Blake, 2010, 11, 13
Lynch, John, 1990, 91, 92
Lynn, Gary, 1975, 76, 77
Lynn, Kelton, 2006, 07
Lynn, Tom M., 1974, 75
Lyons, Wayne, 2011, 12, 13
Lyons, Willard E., 1905

M

Mabry, Tyler, 2008, 09, 10, 11
MacAlpine, Archibald B., 1920
Macaluso, Nick, 2007, 08, 08
Macaulay, John D., 1978, 79, 80, 81
Macaulay, Rob M., 1983
MacDonald, John W., 1956
Macellari, Michael, 2005
Machtolf, Mark A., 1983, 84
MacMillan, Kevin B., 1979, 80, 81
Madigan, Richard B., 1946
Madsen, Josh, 1991, 94, 95, 96
Maentz, Robert C., 1933, 34, 35,
Mahoney, John V., 1985, 86, 87, 88
Mahoney, Philip A., 1980, 81
Mangan, Robert T., 1936
Manning, Brian, 1993, 94, 95, 96
Mannon, William H., 1942
Manoogian, Norman V., 1950, 51, 53
Manoukian, Donald J., 1954, 55, 57
Marchin, Jeff T., 1985, 86
Marcus, Lenard, 1994
Marecic, Owen, 2007, 08, 09, 10
Margala, Kenneth J., 1971
Margerum, Kenneth, 1977, 78, 79, 80
Marinelli, Chris, 2006, '07, 08, 09
Marks, William P., 1930, 31
Marohnic, David J., 1981, 82, 83, 84
Marquess, Mark E., 1966, 67, 68
Marrero, David, 2003, 04, 05
Marriott, Joseph S., 1916
Marshall, Robert G. II, 1954, 55
Martin, Brent J., 1981, 82, 83, 84
Martin, Folrest S., 1972, 73, 74
Martin, Jonathan, 2009, 10, 11
Martin, Joseph C., 1972, 73
Martin, Lugene B., 1946, 47, 48
Martinez, Blake, 2012, 13
Martinez, Martin J., 1981
Masifilo, Matt, 2008, 09, 10, 11
Mason, Grant, 2002
Mason, John F., 1964, 65, 66
Massey, Thomas J., 1967, 68
Mastin, Robert H., 1941
Mathias, Robert B., 1951, 52
Matter, Kyle, 2002, 03, 04. 05
Matthews, Robert E., 1935, 36, 37
Mattran, Tim, 2004, 05, 07
Mattson, Robert M. (Bo), 1980
Mauro, Josh, 2010, 11, 12, 13
Maxfield, Blaine, 1997
Mayers, Frank B., 1907
Maynor, Pat, 2005, 06, 07, 08
Mayrhofer, Leonard F., 1952
McAndrew, Tom, 2006, 07, 08, 09
McBride, Bert, 2007, 08, 09
McCaffrey, Edward T., 1986, 87, 89, 90
McCain, Warren E., 1940, 41
McCamant, James D., 1954
McCann, Eugene D. (Dan), 1976, 77
McClernan, Matt, 2004, 05, 06
McClintock, Colin H., 1939
McCloud, Charles E., 1970, 71, 72
McClure, Timothy J., 1968, 69, 70
McColl, Duncan B., 1974, 75, 76
McColl, Milton B., 1977, 78, 79, 80
McColl, William F., 1949, 50, 51
McCormick, Charles T., 1961, 63
McCreery, John H., 1925, 26, 27
McCullum, Jamien, 1998, 2000, 01
McCullum, Justin, 2003, 04, 05
McCutcheon, Marcus, 2003, 04, 05, 06
McDonough, John T., 1939
McDougal, Damon, 1993
McElroy, William D., 1937, 38
McFadden, Conor, 2012, 13
McFadden, Ralph J., 1900, 01, 02
McFadden, Thomas L., 1899, 1900
McFall, Carlos, 2005, 06
McGillicuddy, James, 2008, 09, 10
McGilvray, A.B., 1902
McGovern, Larry D., 1974, 76
McGraw, Tyrone, 2007
McGillicuddy, James, 2008, 09
McGregor, Robert A., 1978
McKay, Charles W., 1951
McKeever, Barry J., 1985, 86, 87, 88
McKenna, John F., 1956
McKenna, Thomas J., 1955
McKenzie, Douglas B., 1967, 68
McKittrick, Jack W., 1947, 48
McLaughlin, Mike, 1996, 97, 98, 99
McMillan, Donald C., 1936
McMillan, Frank L., 1937
McMillan, George, 1893
McMillen, Roderick E. Jr., 1957, 58, 59
McMillin, Jeri L., 1955, 56, 57
McNally, Bo, 2006, 07, 08, 09
Medved, Anton J., 1942
Meiners, Arnold W.J., 1939, 40, 42
Meinken, Geoff, 2010, 11
Melloway, Marvin L., 1949
Mennie, Carl, 1994
Merlo, James L., 1971, 72
Merlo, Richard M., 1974, 75, 76
Merrill, James A., 1970
Merrill, Than, 1997
Merriman, Lloyd A., 1946
Mertz, Laurence L., 1921, 22
Mervin, Daniel D., 1947, 48, 49
Mescher, Kevin, 1987, 88
Messer, Phillip H., 1966, 67, 68
Meyer, Frederick D., 1939, 40, 41
Meyers, Robert E. Jr., 1950, 51
Meyers, William J., 1971, 72
Miccichi, Tony, 1988, 89
Michel, Michael W., 1975, 76
Middlekauff, Peter D., 1964
Middleton, Joel D., 1923, 24, 25
Milburn, Glyn, 1990, 91, 92
Millage, James H., 1926
Miller, John D., 1907, 08
Miller, Kevin, 1995, 96, 97, 98
Miller, Michael R., 1967
Miller, Mike, 2006, 07
Miller, Reed, 2012, 13
Milligan, Robert F., 1931
Mills, Aaron, 1991, 92, 93, 94
Mills, James M., 1965, 66
Minturn, LeRoy, 1906, 07, 09, 10
Mitchell, Emery F. III, 1948, 49
Mitchell, Howard L., 1923, 24, 25
Mitchell, Mike, 1993, 1995, 96, 97
Mitchell, Mowatt M., 1907, 08, 09
Mitchell, Patrick, 1981, 82, 83, 84
Mitchell, Robert S., 1941
Mitchell, Standish L., 1909, 10
Mitre, Anthony, 1977, 78
Moffatt, Philip J., 1929, 30, 31
Moffett, Eugene V., 1966
Mohrman, Allen M. Jr., 1965, 66
Molfino, Albert A., 1905, 06
Moller, John M. (Jack), 1976
Molsalve, Carlos A., 1934
Monmouth, Reuben L. Jr., 1972
Monson, Chris S., 1980, 81, 82
Monteeth, Richard J., 1952, 53
Montgomery, Ty, 2011, 12, 13
Moore, Casey, 1999, 2000, 01, 02
Moore, Dennis J., 1968, 69, 70
Moore, Evan, 2003, 04, 05, 07
Moore, Francis J., 1925
Moore, Miles N., 1969, 70, 71
Moore, Patrick S., 1970, 71, 72
Moore, Rob G., 1980, 81, 82, 83
Moore, Robert R., 1968, 69, 70
Morabito, Justin, 1993, 94, 95
Moran, Matthew R., 1981, 82, 83, 84
Morehouse, Charles J., 1960
Morley, Samuel R., 1951, 52, 53
Morley, Vivirn A., 1927
Morris, Allyn E., 1947
Morris, Brian M., 1983, 84, 85, 86
Morris, Carl G., 1984, 85, 86, 87
Morrison, Benjamin F., 1942
Morze, David S., 1978, 79, 80, 81
Moscrip, James H., 1933, 34, 35
Mosich, Anthony J., 1954, 55
Motherway, Matt, 1998
Muagututia, Myles, 2010, 11
Mueller, Mark, 2007, 08, 09
Muller, Donald F., 1927, 28, 29
Muller, Wes C., 1933, 34, 35
Mullin, Jack W., 1939
Mullins, Eric D., 1980, 81, 82, 83
Mulroy, Vincent D., 1976, 77, 78
Munger, John R., 1936
Munroe, Richard P., 1942
Murphy, Chester G., 1896, 97, 98, 99
Murphy, Kyle, 2012, 13
Murphy, Michael, 1925, 26, 27
Murphy, Trent, 2011, 12, 13
Murray, Gary S., 1970, 71, 72
Murray, Paul C., 1922, 23
Muster, Brad W., 1984, 85, 86, 87
Muth, Ben, 2005, 06, 07, 08
Myers, Glenn C., 1963, 64, 65

N

Naatjes, Darin, 2000
Naber, Kenneth E., 1977, 78, 79, 80
Nafzinger, James, 1947, 48
Nagel, Otto A., 1918
Nash, Dan, 1987, 88, 89
Natcher, Stanlus Z., 1926
Neal, Joe F., 1962, 63, 64
Neal, Ronald B., 1910
Neff, John R., 1954, 55
Neill, Michael R., 1979, 80, 81
Neill, Philip S., 1929, 30, 31
Neill, William C. Jr., 1923, 24
Nelson, Darrin M., 1977, 78, 80, 81
Nelson, David E., 1965, 66, 67
Nelson, Keanu, 2011, 12, 13
Nevers, Ernest A., 1923, 24, 25
Newberry, Jared, 2001, 02, 03, 04
Newhouse, Brent, 2004, 05, 06, 07
Newton, Michael E., 1986, 87, 88
Nichols, Blaik, 1988
Nichols, Robert G. Jr., 1962, 63, 64
Nicholson, William H., 1967, 68
Nickel, Paul, 1989, 90, 91, 93
Nicolet, Robert A., 1957, 58
Nikolai, Irvin, 1957, 58, 59
Nnoli, Emeka, 2005, 06
Noble, Michael F., 1982, 83, 84, 86
Nolan, Zach, 2008, 09, 10
Norberg, Henry F. Jr., 1940, 41, 42
Norgard, Alvar A., 1931, 33
Norman, Richard M., 1958, 59, 60
Norris, George D., 1978
Norwood, Toby, 1990, 91, 92, 93
Nottingham, Brett, 2011, 12
Nunes, Josh, 2010, 11, 12
Nye, Blaine F., 1965, 66, 67
Nye, Tom A., 1984, 85, 86

O

O'Connor, Robert C., 1933
O'Neal, Edmond, 2002
Ogle, William A., 1964, 65, 66
Okwo, Michael, 2003, 04, 05, 06
Olenchalk, John H., 1974, 75, 76
Oliver, Richard E., 1967, 68, 69
Olmsted, Clarence E., 1910
Olsen, Nathan, 1992, 93, 94
Olson, David, 2013
Olugbode, Kyle, 2011, 12, 13
Orme, Charles H. Jr., 1938, 39, 40
Orvick, Kenneth E., 1980, 83
Osaisai, Wopamo, 2005, 06, 07, 08
Oshinowo Jr., Babatunde, 2002, 03, 04, 05
Ostrander, Dale H., 1960
Ostrander, T.C., 2004, 05, 06, 07
Ostrander, William R., 1965
Ostrom, Sig R., 1973, 74, 75
Otoupal, Vince, 1989, 90, 91, 92
Ottmar, David A., 1972, 73
Ottovegio, Jay, 2004, 05, 06, 07
Owen, Chauncey C., 1906, 07
Owusu, Chris, 2008, 09, 10, 11
Owusu, Francis, 2013

P

Packard, David, 1933
Palamountain, Bennett H., 1932, 33
Palin, Drew W., 1973, 74
Pallette, Charles W. Jr., 1919
Pallow, Rick, 1989, 91
Palmbush, Scott, 1987, 88, 89, 90
Palmer, Richard A., 1940
Palumbis, Jason, 1988, 90, 91
Papathanassiou, Andrew, 1986, 87, 88, 89
Pape, Terry E., 1972, 73, 74
Pappas, Ted A., 1973, 74, 75
Parish, Don E., 1967, 68, 69
Park, Kaulana H., 1982, 83, 84
Parker, Garth, 1897, 98, 99
Parker, Melvin F., 1918, 19
Parker, Richard D., 1977, 78, 79
Parker, Roderick J., 1938, 40
Parker, Tyrone, 1990, 91, 92, 93
Parks, Nathan, 1994, 95, 96
Parry, David, 2011, 12, 13
Patchett, Ernest L., 1925, 26
Patitucci, Frank M., 1961, 62, 63
Patrick, John C., 1919, 20, 21
Pattersen, David E., 1939, 42
Patterson, Jamal-Rashad, 2009, 10, 11, 12
Patton, Chester G., 1939
Paulman, William H., 1935, 36, 38
Pavko, Michael R., 1965, 66
Pavlic, John W., 1961, 63
Paye, John A., 1983, 84, 85, 86
Paye, John P., 1962
Payne, Kevin N., 1985
Peat, Andrus, 2012, 13
Peck, Edward L., 1913
Peck, Kendall, 1947, 49
Pelluer, Arnold, 1986, 87, 88
Pelouze, Robert F., 1916, 19, 20
Pemberton, John R., 1906, 07, 09
Perreault, Pierre E., 1970, 71, 72
Pershing, Richard S., 1919, 20, 21
Peter, Donald G., 1959, 60
Peterson, Dennis W., 1971, 72
Peterson, Robert L., 1956, 57, 58
Peterson, Thor J., 1938, 39, 40
Pettigrew, Gary L., 1963, 64, 65
Pettingill, Henry S. Jr., 1914, 15, 16, 17
Pfeifer, Travis, 1998, 2000, 01
Phelps, Robert C., 1947
Pheney, William D., 1922
Phillips, Andrew, 2007, 08, 09, 10
Phillips, Damon, 1993, 94
Phillips, Ralph L., 1975, 76, 77
Phleger, Atherton M., 1946, 47, 48
Picazo, Robbie, 2010, 11, 12
Pierce, Brett, 2000, 01, 03
Pierce, Eric, 1988, 89, 90
Pigott, John S., 1976, 77, 78
Pike, Gary E., 1958, 59
Pimental, William E., 1983
Pinckney, Jon, 1988, 89, 90, 91
Pippens, Ra'Chard, 2012, 13
Pitts, DeRonnie, 1997, 98, 99, 2000
Plantaric, Eddie, 2013
Plain, Louis C. III, 1956, 58
Plate, Horatio R., 1898
Player, Stephen W., 1960, 61
Pleis, Mitchell F., 1977, 78
Plunkett, James W., 1968, 69, 70
Polich, Tyrone T., 1956
Poltl, Randall P., 1971, 72, 73
Pomeroy, Russell A., 1949, 50
Pool, Hampton J., 1938, 39
Porras, Tyler, 2008
Post, Ellis, 1926
Post, Seraphim T., 1927, 28
Poulson, Charles W., 1949, 50
Poulson, Ward E., 1924, 25, 26
Powell, Luke, 2000, 01, 02, 03
Powell, Owen M., 1950, 51
Powers, Will, 2006, 07, 08, 09
Pratt, Jordan, 2012, 13
Prelsnik, Charles J., 1931
Presley, George J., 1906
Preston, John B., 1927, 28, 29
Preston, Patrick P., 1967, 68, 69
Price, Eric E., 1981, 82, 83, 84
Price, Fred V., 1925
Price, James, 1986, 87, 88, 89
Price, Robert L., 1960, 61, 62
Primus, Frank, 1996, 97, 98, 99
Pritchard, Tavita, 2006, 07, 08, 09
Protiva, Eric V., 1956, 57, 58
Pruitt, Leroy, 1993, 94, 95, 96
Prukop, Tom A., 1984, 85
Ptacek, Edward D., 1963
Puk, Kevin, 1989, 90, 91
Purkitt, Claude H., 1940
Pursell, Frank D., 1958, 59, 60
Pursell, Stephen W., 1960, 61, 62
Pyle, H. Carter Jr., 1951, 52
Pyle, John F., 1976

Q

Quaccia, Zack, 1998, 99, 2000, 01
Quigley, Brett, 1988
Quist, George, 1946, 47

R

Raffetto, Estral J., 1925
Raftery, Michael R., 1955, 56
Ragsdale, Richard A., 1962, 63, 64
Raitt, C.B., 1899, 1900, 01
Rance, Marcus, 2007
Rannells, Roland J., 1957
Rasmussen, Neil Jr., 1936, 37
Rath, Robert R., 1964, 65
Rau, Allen F. Jr., 1946, 47, 48, 49
Read, John M., 1964, 65, 66
Rector, Michael, 2013
Redell, Ron, 1989, 90, 91, 92
Reed, Bill E., 1982
Reed, Harold E., 1907
Reeves, Frank W., 1910, 13, 14
Rehm, Francis E., 1914, 15
Reid, William J., 1972, 73
Reinhard, Robert R., 1967, 68, 69
Reihner, Kevin, 2012, 13
Reisner, John A., 1933, 34
Rembisz, Aaron, 1989, 90, 91, 92
Rennaker, Terry L., 1977, 78, 79
Renwick, Donn C., 1965, 66, 67
Repath, Charles J., 1918, 19
Reuland, Konrad, 2009, 10
Reuland, Warren, 2008
Revak, Paul A., 1952
Reynolds, Barry R., 1971, 72
Reynolds, Ed, 2010, 12, 13
Reynolds, Jackson E., 1894, 95
Reynolds, Larry D., 1975, 76, 77, 78
Reynolds, Robert C., 1933, 34, 35
Rhyne, Ben, 2011, 12, 13
Rhyne, Homer, 1907
Rice, Arthur H., 1898, 99
Rice, Gordon, 1949, 51
Rice, J. Bermingham, 1896, 97
Rich, Ellsworth L., 1892 (Spr.), 1892 (Fall)
Richards, Jordan, 2011, 12, 13
Richardson, Albert, 1988, 89, 90, 91
Richardson, Bruce G., 1985, 86, 87
Richardson, Kevin M., 1985, 86, 87, 88
Riegel, Gordon S., 1972, 73, 74
Righter, Cornelius E., 1917, 19, 20
Rinker, Robert L., 1967
Rintala, Rudolph A., 1930, 31
Risser, Randy, 1980
Ritchey, Craig S., 1963, 64, 65
Ritchie, Jon, 1996, 97
Roberts, Ellery, 1990, 92, 93
Robesky, Donald A., 1926, 27, 28
Roberts, Jemari, 2010, 11, 12
Robesky, Kenneth L., 1939, 40, 41
Robinson, Benjamin B., 1956, 57, 59
Robinson, Chuck, 1988, 89
Robinson, Noel J., 1955, 56, 57
Robison, Doug C., 1984, 85, 86, 87
Robnett, Timothy L., 1970, 71
Rodgers, Kit, 1995
Rodolph, Frank E. Jr., 1899
Rogers, Charles O., 1932
Rogers, Douglas K., 1978, 79, 80, 81
Rogers, William B. Jr., 1952, 53
Roggeman, Timothy (Buck), 1986, 87, 88, 89
Rohrer, Robert L., 1947, 48
Rominger, Joseph C., 1978
Roosevelt, William K., 1901, 04
Root, John P., 1965, 66, 67
Rose, Christopher C., 1979, 80, 81, 82
Rose, Kenneth C., 1948, 49
Rosekrans, John N., 1948
Ross, Thomas L., 1963, 64, 65
Roth, Almon E., 1909
Rothert, Harlow P., 1928, 29, 30
Rotto, Torsten, 2012, 13
Rouble, Lawrence E., 1933, 34, 35
Rounds, George S., 1960
Rounsaville, Guy Jr., 1962, 63, 64
Rowen, Keith L., 1972, 73, 74
Royse, Larry L., 1960, 61
Royster, Brandon, 2001, 03
Rubin, Dale F., 1965
Ruhl, Nick, 2008
Rush, John P., 1898
Rushing, T.J., 2002, 03, 04, 05
Rydstedt, Gustav, 2005, 06, 07
Rye, John G., 1949, 50, 51
Ryska, Tom A., 1974, 75

S

Sadler, James D., 1938
Saibel, Charles M., 1969
Salem, J.B., 2012, 13
Salina, Adam, 1993, 94, 95, 96
Sampson, Ralph G., 1969, 70, 71
Sanchez, Nick, 2004, 05, 06, 07
Sandborn, Thomas, 1909
Sande, John III, 1968, 69, 70
Sande, John P. IV, 1997, 98, 99, 2000
Sanderman, Fred A., 1942
Sanders, Barry J., 2013
Sanders, Donald L., 1951
Sanders, Mark, 1999
Sanderson, Reginald J., 1970, 71, 72
Sappenfield, Joel W., 1954, 55
Sargent, Gary A., 1960, 61, 62
Satre, Philip G., 1969, 70, 71
Saylor, Brent E., 1976, 77, 78, 79
Schaklich, Timothy R., 1970, 71
Scharff, Scott, 2002, 03, 04
Schaupp, Karl L., 1911, 12
Scheidecker, William R., 1953
Scheller, Robert Sean, 1984, 85, 86, 87
Schimmelmann, Kevin, 2002, 03, 04, 05
Schimpf, Kerry A., 1978
Schindler, Greg, 1999, 2000, 01, 02
Schmitt, Lawrence E., 1959, 60
Schneider, Philip D., 1965, 67
Scholfield, William R., 1903
Scholze, Adam, 1999
Schonert, Turk L., 1977, 78, 79
Schott, Carl V., 1934, 35, 36
Schrader, Carl F., 1962, 63, 64
Schultz, Bryan, 1992
Schultz, Jack G., 1968, 69, 70
Schwarzenbek, Francis, 1917
Schwartzstein, Sam, 2010, 11, 12
Scott, Errol G., 1959, 60, 61
Scott, Joseph K., 1947
Scott, Kevin B., 1983, 84, 85, 86
Scott, Kevin T., 1987, 88, 89, 90
Scott, Leland S., 1909
Scott, Robert E., 1950
Scott, William D., 1970, 71, 72
Scribner, Frederick F., 1931
Seabright, Benjamin F., 1896
Seals, Brent, 2010, 11
Seale, Ricky, 2011, 12, 13
Sears, Roger G., 1959, 60, 61
Sebes, Nick, 2001, 02, 03
Seeley, Carrol C., 1900
Sellman, Roland, 1926, 27, 28
Seymour, Peter M., 1967, 68, 69
Seymour, Robert J., 1955
Sgroi, Michael, 2002, 03, 04, 05
Shane, Mario, 1988
Sharp, David B., 1968, 69
Shaw, David, 1991, 92, 93, 94
Shaw, Thomas L., 1948, 49, 50
Shea, Charles A. III, 1956, 57
Shea, Ryan, 1988
Sheehan, Dennis J., 1969, 70, 71
Sheehan, Timothy G., 1965, 66
Sheldon, Willard H., 1919
Sheller, Willard N., 1941, 42
Shelswell, Ian, 2003
Sherman, Richard, 2006, 07, 09, 10
Shields, Harvey H., 1903, 04
Shinnefield, Patrick, 1998
Shipkey, Arthur H., 1942
Shipkey, Harry H., 1922, 23, 24
Shipkey, Theodore E., 1924, 25, 26
Shittu, Aziz, 2012, 13
Shlaudeman, Karl W., 1919, 20
Shlaudeman, Robert, 1919, 20, 21
Shober, Sam, 2013
Shockley, Hillary E., 1969, 70, 71
Shoemaker, William B., 1966, 67, 68
Shore, Robert A., 1966, 67, 68
Shroyer, James L., 1961, 62, 63
Shuler, Graham, 2013
Shull, Rod J., 1985
Sickmeier, Andrew C., 1977, 78
Siemens, Jeffrey S., 1974, 75, 76
Siemon, Jeffrey G., 1969, 70, 71
Silva, Mike, 2003, 04, 05, 06
Silvas, Nick, 2005
Sim, William C., 1932, 33
Simkins, William J., 1928, 29, 30
Simone, Michael A., 1970, 71
Simons, Carlton B., 1960, 61, 62
Simpson, Ismail, 2003, 04, 05, 06
Sims, John, 1992
Sims, John, 1993
Sims, Robert F., 1926, 27, 28
Sims, Tim, 2005, 06, 07
Sinclair, Andy L., 1985, 86, 87, 88
Single, Douglas W., 1971, 72
Singler, William D., 1973, 74, 75
Sinnerud, James A., 1958
Sivara, Dean L., 1980
Skaufel, Taylor, 2007, 08, 09, 10
Skrabo, Paul M., 1974, 75, 76
Slaker, Frank L., 1900, 01
Skov, Patrick, 2012, 13
Skov, Shayne, 2009, 10, 11, 12, 13
Slusher, Dale, 1905
Smalling, Charles O., 1928, 29
Smiley, Arthur C., 1970
Smith, Aaron, 2006
Smith, Alex, 2001, 02, 03, 04
Smith, Allen, 2005, 06, 07
Smith, Barrett C., 1951, 52, 53
Smith, Edward A., 1899, 1900, 01, 02
Smith, Terrell W., 1968, 69, 70
Smith, G.W., 1903
Smith, James Z., 1959, 61
Smith, Lyle W., 1933
Smith, Martin E., 1976, 77, 78
Smith, Rea E., 1896, 97, 98
Smith, S.P., 1901
Smith, Sidney B., 1947
Smith, Steve, 1989, 90, 91
Smith, Tim, 1996, 98, 99
Smith, Warren L., 1910, 11, 12
Smitherum, Edgar, 1915
Smythe, James J., 1974, 75
Snelson, Eric W., 1984, 85, 86, 87
Snider, John E., 1972, 73, 74
Snider, Malcolm P., 1966, 67, 68
Snyder, Clinton, 2006, '07, 08, 09
Soderlund, Matt D., 1982, 83, 84, 85
Solomon, Fred F., 1923, 24, 25
Sones, Thomas H., 1970, 71
Soper, Harold C., 1914, 15
Sorensen, Loren R., 1953
South, Glenn E., 1939, 40
Southwood, Eric J., 1949, 51
Spanos, Michael, 2011
Spaulding, Alfred B., 1894, 95
Spence, Daniel H., 1961, 62
Spragan, Donnie, 1996, 97, 98
Sprott, Walter K., 1902, 03, 04
Sproull, Henry F., 1921
St. Geme, Edmond F., 1981, 82, 83, 84
St. Geme, Joseph W. III, 1977, 78, 79
St. Geme, Joseph W. Jr., 1950, 51, 52
St. Geme, Peter E., 1980, 81
Stahl, W. Fred, 1985, 86, 87
Stahle, Douglas C., 1939, 40, 41
STallworth, Rollins, 2013
Stalwick, David K. (Kent), 1978
Stamm, Edward A., 1940, 41, 42
Standlee, Norman S., 1938, 39, 40
Stanford, J.N., 1905, 06
Stanton, John G., 1952, 53, 55
Steele, Russell B., 1956, 57, 58
Steen, Sharcus, 1996, 97, 98, 99
Stein, Richard B., 1957
Steinberg, John C. Jr., 1951, 52, 53
Stenstrom, Steve, 1991, 92, 93, 94
Stephen, Roy A., 1957, 58
Stephens, James D., 1977, 78
Stephens, Terrence, 2009, 10, 11, 12
Steuber, Harold A., 1959, 60, 61
Stevenson, Don V., 1974, 75, 76
Stevenson, Maxwell, 1998
Stewart, James R., 1952
Stewart, Jeremy, 2007, 08, 10, 11
Stewart, John K. Jr., 1953, 54, 55
Stewart, Russell, 1997, 98, 99, 2000

James Lawson

Peter Lazetich

James Lofton

Andrew Luck

John Lynch

Owen Marecic

Ken Margerum

Ed McCaffrey

Bill McColl


Duncan McColl

Glyn Millburn

Ernie Nevers

Don Parish

Harry Shipkey

Stice, Robert H., 1919, 20, 21
Stillwell, Roger H., 1972, 73, 74
Stimson, Dustin, 2002
Stockbauer, Marc, 1996, 97, 98, 99
Stojkovich, Andrew, 1938, 39
Stone, Glen J., 1971, 72, 73
Stone, Grant B., 1936, 37
Stonehouse, Paul, 1989, 90, 91, 92
Storum, William A., 1950, 51, 52
Stott, Edmund P., 1904, 05, 06
Straight, Herbert R., 1896
Strand, Justin, 1993
Strong, V. David, 1975, 76
Stubblefield, Don P., 1981, 82, 83
Stundell, Alfred L., 1910
Sturgeon, John B., 1939
Stutz, Andrew, 2010, 11
Sullens, Stephen, 1987, 88, 89
Sullivan, Mike, 2003
Summers, Alan, 1984, 85
Summers, John J. (Jay), 1978, 79, 80, 81
Summers, Jon, 1987, 88
Sundheim, George M. (Duf), 1973, 74
Supple, Frederick E. Jr., 1946
Sutherland, Sam, 1985
Sutton, Richard X., 1937
Svitek, Will, 2002, 03, 04
Svitenko, Paul L., 1985, 86, 87
Swan, Frederick H., 1924, 25, 26
Swanson, Pete, 1993, 94, 95, 96
Swanson, Peter L., 1957, 58
Swarts, Clifton R., 1917
Swartz, Donald E., 1966, 67
Sweeney, David F., 1984, 85, 86, 87
Swigart, Theodore E., 1915, 16
Swinton, Eliel, 1993, 94, 95, 96
Symonds, Nathaniel M., 1926

T

Tandy, Ray E., 1928, 29, 30
Tanner, Edwin S. (Ted), 1951, 52, 53
Targhetta, Paul, 1931, 32, 33
Tarpey, Paul A., 1901, 02
Tarpley, A.J., 2011, 12, 13
Tarr, William H., 1953, 54, 55
Taylor, Albert W., 1921
Taylor, Brian, 1998, 99, 2000, 01
Taylor, Charles A., 1940, 41, 42
Taylor, Edwin D., 1950
Taylor, Gary, 1988, 89, 91
Taylor, Jack R., 1955, 56, 57
Taylor, Michael S., 1980, 81
Taylor, Perry N., 1929, 30
Taylor, Stepfan, 2009, 10, 11, 12
Taylor, Wilbur R., 1949, 50
Teeuws, John L., 1985, 87
Teeuws, Michael L., 1979, 80, 81, 82
Telesmanich, Jim, 1999
Templeton, Robert L., 1915, 16, 17, 19, 20
Templeton, Robert M., 1939
TenBruggencate, Al J., 1974, 75, 76
Tenn, David T., 1973, 74, 76
Tennefoss, Marvin, 1950, 51, 52
Terriell, Chester C., 1908
Terrell, Drew, 2009, 10, 11, 12
Test, Eric B., 1973, 74
Theder, Richard R., 1986, 87, 88
Thoburn, James H., 1910, 12, 13
Thomas, Arthur B., 1922, 23, 24
Thomas, Benjamin A., 1896, 97
Thomas, Chase, 2009, 10, 11, 12
Thomas, Eric, 1989, 91
Thomas, John M., 1957, 59
Thomas, Michael, 2008, 09, 10, 11
Thomas, Rooney, 1992
Thompson, James G., 1929
Thompson, John M., 1940
Thompson, Robert A., 1901, 03, 04, 05
Thompson, Robert N., 1951, 52
Thompson, Savann J., 1975, 76, 77, 78
Thorpe, Charles A., 1906, 07, 09
Thurlow, Stephen C., 1961, 62, 63
Tilton, Lloyd I., 1913
Tinsley, Damion, 2000
Tipton, David L., 1969, 70
Tipton, Thomas, 1974, 75
Titus, Michael G., 1946, 47
Tobin, Donald J., 1951
Tod, Jay K., 1931, 32, 33
Todd, Raymond W., 1934, 35
Toilolo, Levine, 2011, 12
Tolliver, Michael T., 1980, 81, 82, 83
Tolon, Kenneth, 2001, 02, 03, 04
Tolpinrud, Sean, 1999, 2000
Tomerlin, Clemens, 1940
Tomlinson, Daniel J., 1971
Toner, Brian., 1996, 97, 98
Toner, Eric, 2000
Toorvald, Philip S., 1960
Topp, Gregory A., 1981
Topping, William K., 1933, 34, 35
Torrence, Leigh, 2001, 02, 03, 04
Traeger, William J., 1899, 1900, 01
Traverso, Matt, 2003, 04, 05
Trojan, Jeff, 2013
Trombetta, Julius C., 1926
Trompas, Alexander G., 1934, 35
Trousset, Tony, 1988, 89
Trout, William W. Jr., 1939
Tsoutsouvas, Louis S., 1936, 37
Tunney, Jono, 1987, 88, 89, 90
Turner, Marcus, 2008
Turriziani, Alfred L., 1948
Tyler, Andre M., 1978, 79, 80, 81

U

Udofia, Ekom, 2006, 07, 08, 09
Udofia, Udeme, 2004, 05, 06, 07, 08
Ukropina, Conrad, 2013
Ukropina, James R., 1957, 58
Underwood, Cole, 2011, 13
Urban, Joseph C., 1912, 13, 14, 15
Uso, Tafiti, 1998, 99

V

Vahan, Randolph K., 1960, 61, 62
Vail, Stanley M., 1907
Valli, Louis P., 1955, 56, 57
Van Alstyne, Bruce E., 1949, 50
Van Dellen, Elzo L. Jr., 1933, 34
Van Dervoort, Theodore Jr., 1905, 07
Van Galder, Gary C., 1955, 56, 57
Van Hook, Stuart G., 1924, 25
Vanderlip, Manford, 1955
Vardell, Thomas, 1988, 89, 90, 91
Vataha, Randall E., 1969, 70
Vaughn, Matt, 1993
Vaughters, James, 2011, 12, 13
Vella, Tony, 1996
Verdieck, James E., 1939, 40
Veris, Garin L., 1981, 82, 83, 84
Vermilya, Robert H., 1928
Vick, James A., 1950, 51, 52
Vickers, Leon, 1993
Vigby, Jack, 1917
Vigna, Joseph A., 1935, 36
Vincenti, Louis R., 1927
Vinson, Josiah, 2003, 04, 05, 06
Volmert, Lawrence E., 1964, 65, 66
Volpe, Jon, 1987, 88, 90
Volta, Eric L., 1984, 85, 86, 87
Vucinich, Milton C., 1940, 41, 42

W

Wagner, Evan, 1996
Wakefield, Charles, 1942, 46
Waldo, John H., 1918
Waldvogel, Jerry A., 1974, 75
Walker, David B., 1972, 73, 74
Walker, David, 1992, 93, 94, 95
Walker, Edgar L., 1924, 25, 26
Walker, Frank F., 1915, 16
Walker, Harold L., 1947
Walker, Kelly J., 1973, 74
Walsh, Chris, 1988, 89, 90, 91
Walsh, Thomas J., 1959, 60, 61
Walters, Troy, 1996, 97, 98, 99
Walton, H.A., 1892 (Fall), 1893
Walton, Jackson, 1934, 37
Ward, Lee, 2011, 12, 13
Wark, Thomas L., 1916, 17, 19
Warnecke, John C., 1939, 40
Warwick, Gregory, 1978
Washington, Demea G., 1968, 69, 70
Washington, Gene A., 1966, 67, 68
Wasik, Todd R., 1979, 80
Waters, Rich A., 1974, 75, 76
Waters, Ryan, 1993, 94, 95
Watkins, Frederick B., 1911, 13
Watkins, Jordan, 2013
Watson, Donald R., 1957, 58
Watson, Jarvis P., 1952, 53
Watts, Frank A., 1918, 19
Watts, Nicodemus, 1993, 94, 95, 96
Weaver, Clark E., 1962, 63
Webb, Jami, 1993, 94
Weber, Chris E., 1983, 84, 85, 86
Weber, Stephen, 1987, 88
Wedge, Wesley E., 1954
Wedge, Winfred E., 1952, 53, 54
Wehat, Gilbert C., 1923
Weinacht, Paul, 2000, 01, 02
Weingartner, Thomas A., 1966, 67, 68
Weller, Milo J., 1903, 04
Wells, Ryan, 1999, 2000, 01, 02
Wentworth, William A., 1953
Werner, Bryan, 1994, 95, 96, 97
Werstler, John E., 1978
West, Byron F., 1937, 38
West, R.F., 1904
Westerfield, Dan D., 1982, 83, 84
Wetnight, Ryan, 1991, 92
Whalen, Griff, 2008, 09, 10, 11
Whalen, Ryan, 2007, 08, 09, 10
Whipple, John H., 1947
Whitaker, Eric, 2011
Whitaker, Nate, 2009, 10
White, Alistair, 1995, 96, 97
White, Charles H., 1934
White, Gordon W., 1948, 49, 50
White, Jason, 1992, 93, 94, 95
White, Jason, 2000, 01, 02
White, Robert W., 1948, 49, 50
White, Stephen F., 1972, 73
White, Vincent D., 1979, 80, 81, 82
Whitehouse, Louis M., 1893
Whitfield, Bob, 1989, 90, 91
Whitfield, Kodi, 2012, 13
Whitt, Scott, 1994, 95
Whittemore, John R., 1892 (Spring)
Whittle, Derek W., 1983
Wiggin, Paul D., 1954, 55, 56
Wilbur, John L., 1963, 64, 65
Wilburn, Albert T., 1964, 65, 66
Wilcox, Chester A., 1920, 21, 22
Wilcox-Fogel, Nate, 2007, 08
Wiley, William M., 1972
Wilkerson, Anthony, 2010, 12, 13
Wilkes, Khalil, 2010, 11, 12, 13
Wilkin, John S., 1963
Wilkins, Earl B., 1916
Wilkinson, Michael P., 1975, 76
Willard, Michael R., 1967
Willard, William C., 1937, 38, 40
Williams, Bradley B., 1973, 74
Williams, Charles R., 1966, 67
Williams, Fred L., 1934, 35, 36
Williams, Howard L., 1967, 68, 69
Williams, Ken R., 1982
Williams, Lewis I., 1971
Williams, Tank, 1998, 99, 2000, 01
Williams, Thomas M., 1895, 96
Williams, Thomas N., 1958
Williams, Tom, 1989, 90, 91, 92
Williams, Vaughn, 1980, 81, 82, 83
Williams, Vincent M., 1978, 81
Williamson, Jordan, 2011, 12
Willis, Anthony, 1995, 96, 97
Willock, Jason, 1999
Wilson, Dean R., 1977, 78, 79
Wilson, Elwood J., 1929
Wilson, Geoff, 1995, 97, 98
Wilson, Gerald E., 1973, 74, 75
Wilson, John H., 1892 (Fall), 1893
Wilson, Philip C., 1952, 53
Wilson, Philip L. Jr., 1931
Wilson, Philip L., 1898
Wilson, Phillip E., 1980
Wilson, Stanley, 2002, 03, 04
Wilson, William A., 1941
Wilton, Frank S. Jr., 1926, 27, 28
Wimmer, Gary E., 1979, 80, 81, 82
Wines, Blaine L., 1913, 14
Winesberry, John C., 1971, 72, 73
Winham, William P., 1916, 17
Winnek, Phil S., 1929
Winters, Jerry E., 1960
Wiser, Sean, 2008
Wire, Coy, 1998, 99, 2000, 01
Wittenau, Carl, 1929
Wittman, Billy, 1992
Wong, Kailee, 1994, 95, 96, 97
Woodcock, Elbert C., 1911
Woodward, Tyleve F., 1921, 22, 23
Woollomes, James P., 1920
Worden, Richard C., 1927, 28
Worley, Davie E., 1951
Wright, Josh, 1990, 91, 92, 93
Wright, Matt, 1999, 2000, 01
Wright, Remound, 2012, 13
Wusu, Timi, 2002, 04, 05
Wylie, James T., 1914, 15
Wylie, Robert M., 1959, 60
Wyman, David M., 1982, 83, 84, 86
Wyman, Michael E., 1981, 82, 83, 84

Y

Yancy, Austin, 2006, 07, 09, 10
Yankey, David, 2011, 12, 13
Yazdi, Alex, 2013
Young, Charles, 1993, 94, 95
Young, Charlie, 1987, 88, 90
Young, Chris M., 1985, 87
Young, Gordon A., 1954, 55, 56
Young, Kelsey, 2012, 13
Young, William B., 1942
Yules, Sam, 2013

Z

Zager, Peter G., 1936, 37, 38
Zagory, Aaron, 2006, 07, 08
Zaltosky, Craig R., 1972, 73
Zappettini, Donald M., 1942
Zellmer, Craig A., 1978, 79, 80, 81
Zentner, John R., 1985, 86, 87, 88
Zychlinski, Daniel, 2009, 10, 11, 12

Roger Stillwell

Tommy Vardell

Randy Vataha

Anthony Willis

Dean Wilson

STANFORD IN THE NFL

Stanford In The NFL

Players Currently on Active NFL Rosters

Johnson Bademosi, DB	Cleveland Browns
Doug Baldwin, WR	Seattle Seahawks
David DeCastro, OG	Pittsburgh Steelers
Alex Debniak, FB	San Francisco 49ers
Jim Dray, TE	Cleveland Browns
Trent Edwards, QB	Oakland Raiders
Zach Ertz, TE	Philadelphia Eagles
Coby Fleener, TE	Indianapolis Colts
Sione Fua, DT	Denver Broncos
Toby Gerhart, RB	Jacksonville Jaguars
Delano Howell, DB	Indianapolis Colts
Thomas Keiser, DE	San Diego Chargers
Erik Lorig, DE	New Orleans Saints
Andrew Luck, QB	Indianapolis Colts
Jonathan Martin, OT	San Francisco 49ers
Matthew Masifilo, DE	San Francisco 49ers
Chris Owusu, WR	Tampa Bay Buccaneers
Konrad Reuland, TE	New York Jets
Richard Sherman, DB	Seattle Seahawks
Alex Smith, TE	Cincinnati Bengals
Jeremy Stewart, FB	Oakland Raiders
Will Svitek, OT	New England Patriots
Stepfan Taylor, RB	Arizona Cardinals
Chase Thomas, ILB	San Francisco 49ers
Michael Thomas, DB	Miami Dolphins
Levine Toilolo, TE	Arizona Cardinals
Griff Whalen, WR	Indianapolis Colts
Ryan Whalen, WR	Cincinnati Bengals

Does not include 2014 draft and free agent class

Richard Sherman

Doug Baldwin

Toby Gerhart

All-Time NFL Players

Frankie Albert	San Francisco 49ers, 1946-52
Brian Allen	Indianapolis Colts, 2002-04
Jon Alston	St. Louis Rams, 2006 Oakland Raiders, 2007-09 Oakland Raiders, 2007-08
Gary Anderson	Detroit Lions, 1977-78 New Orleans Saints, 1978 Washington Redskins, 1980
Stan Anderson	Cleveland Rams, 1940-41 Detroit Lions, 1941
Lester Archambeau	Green Bay Packers, 1990-92 Atlanta Falcons, 1993-99 Denver Broncos, 2000
Justin Armour	Buffalo Bills, 1995-97 San Francisco 49ers, 1997 Denver Broncos, 1998 Baltimore Ravens, 1999
Corwin Artman	New York Giants, 1931 Pittsburgh Steelers, 1933
Mike Askea	Denver Broncos, 1973
Franklyn Atkinson	Pittsburgh Steelers, 1963
Oshiomogho Atogwe	St. Louis Rams, 2005-10
Brad Badger	Washington Redskins, 1997-99 Minnesota Vikings, 2000-01 Oakland Raiders, 2002-06
Johnson Bademosi	Cleveland Browns, 2012-13
Doug Baldwin	Seattle Seahawks, 2011-13
Bruno Banducci	Philadelphia Eagles, 1944-45 San Francisco 49ers, 1946-54
Gordon Banks	New Orleans Saints, 1980-81 Dallas Cowboys, 1985-87
Benny Barnes	Dallas Cowboys, 1972-83
Greg Baty	New England Patriots, 1986-87 Los Angeles Rams, 1987 Phoenix Cardinals, 1988-89 Miami Dolphins, 1990-94
Braden Beck	Houston Oilers, 1971
Guy Benjamin	Miami Dolphins, 1978-79 New Orleans Saints, 1980 San Francisco 49ers, 1981-84
Fred Boensch	Washington Redskins, 1947-48
George Bogue	Chicago Cardinals, 1930 Newark, 1930
Mike Boryla	Philadelphia Eagles, 1974-76 Tampa Bay Buccaneers, 1978
Dennis Bragonier	San Francisco 49ers, 1974
Colin Branch	Carolina Panthers, 2003-04,
2006	
Tom Briehl	Houston Oilers, 1985, 1987
John Brodie	San Francisco 49ers, 1957-73
Jeff Buckey	Miami Dolphins, 1996-98 San Francisco 49ers, 1999
George Buehler	Oakland Raiders, 1969-78 Cleveland Browns, 1978-79
Chris Burford	Kansas City Chiefs, 1960-67
Mark Butterfield	Arizona Cardinals, 1996 Chicago Bears, 1996
Ernie Caddell	Detroit Lions, 1934-38
Tony Calvelli	Detroit Lions, 1939-40
Greg Camarillo	San Francisco 49ers, 1947 San Diego Chargers, 2006 Miami Dolphins, 2007-09 Minnesota Vikings, 2010-11
Kerry Carter	Seattle Seahawks, 2003-04
Gordy Ceresino	San Francisco 49ers, 1979
Kirk Chambers	Cleveland Browns, 2004-06 Buffalo Bills, 2007-09 Cincinnati Bengals, 2010 Atlanta Falcons, 2011
Jack Chapple	San Francisco 49ers, 1965
Greg Clark	San Francisco 49ers, 1997-2001
Tony Cline	Buffalo Bills, 1995-97 Pittsburgh Steelers, 1999
Greg Comella	New York Giants, 1998-2001 Tennessee Titans, 2002 Houston Texans, 2003 Tampa Bay Buccaneers, 2004
Toi Cook	New Orleans Saints, 1987-1993 San Francisco 49ers, 1994-95 Denver Broncos, 1996 Carolina Panthers, 1997
Mike Cordova	Philadelphia Eagles, 1977
Jim Cox	San Francisco 49ers, 1948
Ed Cummings	New York Jets, 1964 Denver Broncos, 1965
Chris Dalman	San Francisco 49ers, 1993-2000
David DeCastro	Pittsburgh Steelers 2012-2013
Steve Dils	Minnesota Vikings, 1979-83 Los Angeles Rams, 1984-87 Atlanta Falcons, 1988 Los Angeles Rams, 1989
Seth Dittman	Indianapolis Colts, 1995-96
Pat Donovan	Dallas Cowboys, 1975-83
Mike Dotterer	Los Angeles Raiders, 1983-84
Chris Draft	Chicago Bears, 1998 San Francisco 49ers, 1999 Atlanta Falcons, 2000-04 Carolina Panthers, 2005-06 St. Louis Rams, 2007-08 Buffalo Bills, 2009
Jim Dray	Arizona Cardinals, 2010-13
Chris Dressel	Houston Oilers, 1983-86 San Francisco 49ers, 1987 Cleveland Browns, 1988 Kansas City Chiefs, 1989 New York Jets, 1989-91
Damon Dunn	Jacksonville Jaguars, 1998 Cleveland Browns, 1999
Trent Edwards	Buffalo Bills, 2007-09 Jacksonville Jaguars, 2010 Philadelphia Eagles, 2012
Panel Egboh	Tennessee Titans, 2010-11
Kwame Ellis	New York Jets, 1996 Minnesota Vikings, 1996
John Elway	Denver Broncos, 1983-98
Zach Ertz, TE	Philadelphia Eagles, 2013
Chuck Evans	New Orleans Saints, 1980-81
Randy Fasani	Carolina Panthers, 2002
Jason Fisk	Minnesota Vikings, 1995-98 Tennessee Titans, 1999-2001 San Diego Chargers, 2002-04 Cleveland Browns, 2005
Coby Fleener	Indianapolis Colts 2012-13
Phil Francis	San Francisco 49ers, 1979-80
Sione Fua	Carolina Panthers, 2011-2012 Denver Broncos, 2013
Hugh Gallarneau	Chicago Bears, 1941-42, '45-47
David Garnett	Minnesota Vikings, 1993-94 Carolina Panthers, 1995 Denver Broncos, 1995 Minnesota Vikings, 1996
Bob Garrett	Green Bay Packers, 1954
Ron George	Atlanta Falcons, 1993-96 Minnesota Vikings, 1997 Kansas City Chiefs, 1998-99
Toby Gerhart	Minnesota Vikings, 2010-13
Rick Gervais	San Francisco 49ers, 1981-83
Amon Gordon	Cleveland Browns, 2004-05 Denver Broncos, 2006-07 Baltimore Ravens, 2007 Tennessee Titans, 2008 Seattle Seahawks, 2010
Darrien Gordon	Kansas City Chiefs, 2011 San Diego Chargers, 1993-96 Denver Broncos, 1997-98 Oakland Raiders, 1999-2000 Atlanta Falcons, 2001 Oakland Raiders, 2002
Alan Grant	Indianapolis Colts, 1990-91 San Francisco 49ers, 1992-93 Cincinnati Bengals, 1994
John Guillory	Cincinnati Bengals, 1969-70
Bill Hachten	New York Giants, 1947
Carl Hansen	New York Jets, 1998-99
Kwame Harris	San Francisco 49ers, 2003-07 Oakland Raiders, 2008
Mark Harris	San Francisco 49ers, 1996-99
Marv Harris	Los Angeles Rams, 1964
Walt Harris	San Diego Chargers, 1987
Brandon Harrison	Houston Texans, 2008
Emile Harry	Kansas City Chiefs, 1986-93
Jon Haskins	San Diego Chargers, 1998-99 Philadelphia Eagles, 1998
Eric Heitmann	San Francisco 49ers, 2002-10
Thomas Henley	San Francisco 49ers, 1987
Mike Hibler	Cincinnati Bengals, 1968
Don Hill	Green Bay Packers, 1929 Chicago Cardinals, 1929
Tony Hill	Dallas Cowboys, 1977-86
Andre Hines	Seattle Seahawks, 1980
Delano Holwell	Buffalo Bills, 2012 Indianapolis Colts, 2012-13
Brian Holloway	New England Patriots, 1981-86 Los Angeles Raiders, 1987-88
Dick Horn	Baltimore Colts, 1958
Willie Howard	Minnesota Vikings, 2001
Steve Hoyem	Buffalo Bills, 1994-95
Harry Hugasian	Chicago Bears, 1955 Baltimore Colts, 1955
Todd Husak	Washington Redskins, 2000 Denver Broncos, 2001 New York Jets, 2002-03 Cleveland Browns, 2004
Chad Hutchinson	Dallas Cowboys, 2002-03 Chicago Bears, 2004
Julian Jenkins	Tampa Bay Buccaneers, 2006
Riall Johnson	Cincinnati Bengals, 2001-03 Denver Broncos, 2004
Teyo Johnson	Oakland Raiders, 2003-04 Arizona Cardinals, 2005
Ron Kadziel	New England Patriots, 1972
Thomas Keiser	Carolina Panthers, 2011-2012 San Diego Chargers, 2013
Bill Kellar	Kansas City Chiefs, 1978
Gary Kerkorian	Pittsburgh Steelers, 1952 Baltimore Colts, 1954-56
Gordon King	New York Giants, 1978-85 New York Jets, 1986-87
Pete Kmetovic	Philadelphia Eagles, 1946 Detroit Lions, 1947
Matt Kopa	Miami Dolphins, 2010-11
Scott Laidlaw	Dallas Cowboys, 1975-79 New York Giants, 1980
Kevin Lamar	Buffalo Bills, 1987
Pete Lazetich	San Diego Chargers, 1972-74 Philadelphia Eagles, 1976-77
Dick Leeuwenburg	Chicago Bears, 1965
Tony Leiker	Green Bay Packers, 1987
Chris Lewis	Arizona Cardinals, 2004
Dave Lewis	Cincinnati Bengals, 1970-73
Matt Leonard	Jacksonville Jaguars, 2003-04
Vic Lindskog	Philadelphia Eagles, 1944-51
James Lofton	Green Bay Packers, 1978-86 Los Angeles Raiders, 1987-88 Buffalo Bills, 1989-92 Philadelphia Eagles, 1993
Erik Lorig	Tampa Bay Buccaneers, 2010-13
Andrew Luck	Indianapolis Colts, 2012-13
John Lynch	Tampa Bay Buccaneers, 1993-2003 Denver Broncos, 2004-07
John Macaulay	San Francisco 49ers, 1984
Brian Manning	Miami Dolphins, 1997 Green Bay Packers, 1998
Don Manoukian	Oakland Raiders, 1960
Owen Marecic	Cleveland Browns, 2011
Ken Margerum	Chicago Bears, 1981-86 San Francisco 49ers, 1986-87
Jonathan Martin	Miami Dolphins, 2012-13
Matthew Masifilo	Tampa Bay Buccaneers, 2012-13
Tim Mattran	St. Louis Rams, 2009
Ed McCaffrey	New York Giants, 1991-93 San Francisco 49ers, 1994 Denver Broncos, 1995-2003
Bill McColl	Chicago Bears, 1952-59
Milt McColl	San Francisco 49ers, 1981-87 Los Angeles Raiders, 1988
Jim Merlo	New Orleans Saints, 1973-79
Bob Meyers	San Francisco 49ers, 1952
Fred Meyers	Philadelphia Eagles, 1942, '45
Mike Michel	Miami Dolphins, 1977 Philadelphia Eagles, 1978
Glyn Milburn	Denver Broncos, 1993-95 Detroit Lions, 1996-97 Chicago Bears, 1998-2001 San Diego Chargers, 2001
Bob Moore	Oakland Raiders, 1971-75 Tampa Bay Buccaneers, 1976-77

	Denver Broncos, 1978
Casey Moore	Carolina Panthers, 2003-04
Evan Moore	Green Bay Packers, 2009
	Cleveland Browns, 2009-11
	Seattle Seahawks, 2012
Matt Moran	Kansas City Chiefs, 1986
Sam Morley	Washington Redskins, 1954
Monk Moscrip	Detroit Lions, 1938-39
Eric Mullins	Houston Oilers, 1984
Brad Muster	Chicago Bears, 1988-92
	New Orleans Saints, 1993-94
Darrin Nelson	Minnesota Vikings, 1982-89; 91-92
	Dallas Cowboys, 1989
	San Diego Chargers, 1989-90
Ernie Nevers	Chicago Cardinals, 1929-31
Bob Nichols	Pittsburgh Steelers, 1965
	Los Angeles Rams, 1966-67
Mike Noble	Los Angeles Raiders, 1987
Hank Norberg	San Francisco 49ers, 1946-47
	Chicago Bears, 1948
Al Norgard	Green Bay Packers, 1934
Dick Norman	Chicago Bears, 1961
Blaine Nye	Dallas Cowboys, 1968-76
Bob O'Connor	Green Bay Packers, 1935
Michael Okwo	Chicago Bears, 2007-08
John Olenchalk	Kansas City Chiefs, 1981-82
Chris Owusu	Tampa Bay Buccaneers, 2012-13
Babatunde Oshinowo	Cleveland Browns, 2006
	Chicago Bears, 2007
Don Parish	St. Louis Cardinals, 1970-71
	Los Angeles Rams, 1971
	Denver Broncos, 1972
Nathan Parks	Kansas City Chiefs, 1997
	Oakland Raiders, 1999-2000
John Paye	San Francisco 49ers, 1987-88
Gary Pettigrew	Philadelphia Eagles, 1966-73
	New York Giants, 1974
Brett Pierce	Dallas Cowboys, 2004-05
Jim Plunkett	New England Patriots, 1971-75
	San Francisco 49ers, 1976-77
	Oakland Raiders, 1978-81
	Los Angeles Raiders, 1982-86
Randy Poltl	Minnesota Vikings, 1974
	Denver Broncos, 1975-77
Hampton Pool	Chicago Bears, 1940-43
	Miami Seahawks, 1946
Jim Price	Los Angeles Rams, 1990-92
	Dallas Cowboys, 1993-94
Bill Reid	San Francisco 49ers, 1975
Terry Rennaker	Seattle Seahawks, 1980
Konrad Reuland	San Francisco 49ers, 2011
	New York Jets, 2012-13
Bob Reynolds	Detroit Lions, 1937-38
Jon Ritchie	Oakland Raiders, 1998-2002
	Philadelphia Eagles, 2003-04
Doug Rogers	Atlanta Falcons, 1982-83
	New England Patriots, 1983-84
T.J. Rushing	Indianapolis Colts, 2006-09
Greg Sampson	Houston Oilers, 1972-78
Reggie Sanderson	Chicago Bears, 1973
Turk Schonert	Cincinnati Bengals, 1980-85, '87-89
	Atlanta Falcons, 1986
Kevin B. Scott	San Diego Chargers, 1988
	Dallas Cowboys, 1989
Kevin T. Scott	Detroit Lions, 1991-95
Richard Sherman	Seattle Seahawks, 2011-2013
Jeff Siemon	Minnesota Vikings, 1972-82
Mike Simone	Denver Broncos, 1972-74
Alex Smith	Tampa Bay Buccaneers, 2005-08
	Philadelphia Eagles, 2009
	Cleveland Browns, 2010-12
	Cincinnatti Bengals, 2013
Jack Smith	Philadelphia Eagles, 1942
	Washington Redskins, 1943
Malcolm Snider	Atlanta Falcons, 1969-71
	Green Bay Packers, 1972-74
Donnie Spragan	New Orleans Saints, 1999-2001
	Denver Broncos, 2002-04
	Miami Dolphins, 2005-06
Norm Standlee	Chicago Bears, 1941
	San Francisco 49ers, 1946-52
Steve Stenstrom	Chicago Bears, 1995-98
	San Francisco 49ers, 1999
Jeremy Stewart	Oakland Raiders, 2012-13
Russell Stewart	Seattle Seahawks, 2001-02
Roger Stillwell	Chicago Bears, 1975-77
Will Svitek	Kansas City Chiefs, 2005-07
	Atlanta Falcons, 2009-11
	New England Patriots, 2013
Pete Swanson	Kansas City Chiefs, 1997-98
	San Francisco 49ers, 1999
	St. Louis Rams, 2000
Chuck Taylor	Miami Seahawks, 1946
Stepfan Taylor	Arizona Cardinals, 2013
Michael Thomas	Miami Dolphins, 2013
Steve Thurlow	New York Giants, 1964-66
	Washington Redskins, 1966-68
Dave Tipton	New York Giants, 1971-73
	San Diego Chargers, 1974-75
Levine Toilolo	ATlanta Falcons, 2013
	Seattle Seahawks, 1976
Leigh Torrence	Atlanta Falcons, 2005
	Washington Redskins, 2006-07
	New Orleans Saints, 2008-11
Lou Tsoutsouvas	Pittsburgh Steelers, 1938
Andre Tyler	Tampa Bay Buccaneers, 1982-83
Tommy Vardell	Cleveland Browns, 1992-95
	San Francisco 49ers, 1996
	Detroit Lions, 1997-98
	San Francisco 49ers, 1999
Randy Vataha	New England Patriots, 1971-76
	Green Bay Packers, 1977
Garin Veris	New England Patriots, 1985-92
	San Francisco 49ers, 1993
Milt Vucinich	Chicago Bears, 1945
Chris Walsh	Buffalo Bills, 1992-93
	Minnesota Vikings, 1994-2002
Troy Walters	Minnesota Vikings, 2000-01
	Indianapolis Colts, 2002-05
	Arizona Cardinals, 2006
	Detroit Lions, 2007
Gene Washington	San Francisco 49ers, 1969-77
	Detroit Lions, 1978-79
Ryan Wetnight	Chicago Bears, 1993-99
	Green Bay Packers, 2000
Griff Whalen	Indianapolis Colts, 2012
Ryan Whalen	Cincinnati Bengals, 2011-13
Bob White	San Francisco 49ers, 1951-52
	Cleveland Browns, 1955
	Baltimore Colts, 1955
Bob Whitfield	Atlanta Falcons, 1992-2003
	Jacksonville Jaguars, 2004
	New York Giants, 2005-06
Paul Wiggin	Cleveland Browns, 1957-67
John Wilbur	Dallas Cowboys, 1966-69
	Los Angeles Rams, 1970
	Washington Redskins, 1971-73
Tank Williams	Tennessee Titans, 2002-05
	Minnesota Vikings, 2006-07
Vaughn Williams	Indianapolis Colts, 1984
	San Francisco 49ers, 1986
Stanley Wilson	Detroit Lions, 2005-07
Gary Wimmer	Seattle Seahawks, 1983
Coy Wire	Buffalo Bills, 2002-07
	Atlanta Falcons, 2008-10
Kailee Wong	Minnesota Vikings, 1998-2001
	Houston Texans, 2002-06
Dave Wyman	Seattle Seahawks, 1987-92
	Denver Broncos, 1993-96

Stanford's Year-By-Year NFL Draft Picks

2014

Player	Team	Round
Trent Murphy, OLB	Washington	2nd
Cameron Fleming, OT	New England	4th
David Yankey, OG	Minnesota	5th
Ed Reynolds, S	Philadlphia	5th
Tyler Gaffney, RB	Carolina	6th
Ben Gardner, DE	Dallas	7th

2013

Player	Team	Round
Zach Ertz, TE	Philadelphia	2nd
Levine Toilolo, TE	Atlanta	4th
Stepfan Taylor, RB	Arizona	5th

2012

Andrew Luck, QB	Indianapolis	1st
David DeCastro, OG	Pittsburgh	1st
Coby Fleener, TE	Indianapolis	2nd
Jonathan Martin, OT	Miami	2nd

2011

Sione Fua, DT	Carolina Panthers	3rd
Owen Marecic, FB	Cleveland Browns	4th
Richard Sherman, DB	Seattle Seahawks	5th
Ryan Whalen, WR	Cincinnati Bengals	6th

2010

Toby Gerhart, RB	Minnesota Vikings	2nd
Jim Dray, TE	Arizona Cardinals	7th
Erik Lorig, DE	Tampa Bay Buccaneers	7th

2007

Trent Edwards, QB	Buffalo Bills	3rd
Michael Okwo, LB	Chicago Bears	3rd
Brandon Harrison, S	Houston Texans	5th

2006

Jon Alston, OLB	St. Louis Rams	3rd
Julian Jenkins, DE	Tampa Bay Buccaneers	5th
Babatunde Oshinowo, NT	Cleveland Browns	6th
T.J. Rushing, CB	Indianapolis Colts	7th

2005

Oshiomogho Atogwe, FS	St. Louis Rams	3rd
Alex Smith, TE	Tampa Bay Buccaneers	3rd
Stanley Wilson, CB	Detroit Lions	3rd
Jared Newberry, OLB	Washington Redskins	6th
Will Svitek, DE	Kansas City Chiefs	6th
David Bergeron, ILB	Philadelphia Eagles	6th

2004

Amon Gordon, DT	Cleveland Browns	5th
Kirk Chambers, OT	Cleveland Browns	6th
Drew Caylor, C	Pittsburgh Steelers	6th

2003

Kwame Harris, OT	San Francisco 49ers	1st
Teyo Johnson, WR	Oakland Raiders	2nd
Colin Branch, S	Carolina Panthers	4th
Casey Moore, FB	Carolina Panthers	7th

2002

Tank Williams, S	Tennessee Titans	2nd
Coy Wire, S	Buffalo Bills	3rd
Randy Fasani, QB	Carolina Panthers	5th
Brian Allen, RB	Indianapolis Colts	6th
Eric Heitmann, OG	San Francisco 49ers	7th
Zack Quaccia, C	Tampa Bay Buccaneers	7th

2001

Willie Howard, DT	Minnesota Vikings	2nd
Riall Johnson, OLB	Cincinnati Bengals	6th

2000

Troy Walters, FL	Minnesota Vikings	5th
Todd Husak, QB	Washington Redskins	6th

1998

Kailee Wong, DE	Minnesota Vikings	2nd
Jon Ritchie, FB	Oakland Raiders	3rd
Chris Draft, ILB	Chicago Bears	6th
Carl Hansen, DT	Seattle Seahawks	6th
Jon Haskins, ILB	San Diego Chargers	7th

1997

Greg Clark, TE	San Francisco 49ers	3rd
Brad Badger, OG	Washington Redskins	5th
Brian Manning, FL	Miami Dolphins	6th
Nathan Parks, OT	Kansas City Chiefs	7th

John Elway, a runner-up selection for the Heisman Trophy in 1982, was the first pick of the 1983 NFL Draft by the Baltimore Colts. He was then traded to Denver, where he led the Broncos to two Super Bowl titles. He was inducted into the Pro Football Hall of Fame in 2004.

First Round Selections

Stanford has had 228 players drafted by professional football teams since 1936 with 20 players selected In the first round.

Player	Year	Pick	Team
Pete Kmetovic, RB	1942	3rd	Eagles
Frankie Albert, QB	1942	10th	Bears
Bobby Garrett, QB	**1954**	**1st**	**Browns**
John Brodie, QB	1957	2nd	49ers
Gene Washington, WR	1969	16th	49ers
Jim Plunkett, QB	**1971**	**1st**	**Patriots**
Greg Sampson, DT	1972	6th	Oilers
Jeff Siemon, LB	1972	10th	Vikings
James Lofton, WR	1978	6th	Packers
Gordon King, OT	1978	10th	Giants
Brian Holloway, OT	1981	19th	Patriots
Darrin Nelson, RB	1982	7th	Vikings
John Elway, QB	**1983**	**1st**	**Colts**
Brad Muster, FB	1988	23rd	Bears
Bob Whitfield, OT	1992	8th	Falcons
Tommy Vardell, FB	1992	9th	Browns
Darrien Gordon, CB	1993	22nd	Chargers
Kwame Harris, OT	2003	26th	49ers
Andrew Luck, QB	**2012**	**1st**	**Colts**
David DeCastro, OG	2012	24th	Steelers

Bold indicates first overall pick in draft

1996
Jeff Buckey, OT ..... Miami Dolphins 7th

1995
Justin Armour, WR..... Buffalo Bills 4th
Tony Cline, TE..... Buffalo Bills 4th
Steve Stenstrom, QB..... Kansas City Chiefs 4th
Jason Fisk, NT ..... Minnesota Vikings 7th

1994
Vaughn Bryant, CB ..... Detroit Lions 4th

1993
Darrien Gordon, CB..... San Diego Chargers 1st
Glyn Milburn, RB ..... Denver Broncos 2nd
John Lynch, DB..... Tampa Bay Buccaneers 3rd
Ron George, OLB ..... Atlanta Falcons 5th
Chris Dalman, C ..... San Francisco 49ers 6th

1992
Bob Whitfield, OT ..... Atlanta Falcons 1st
Tommy Vardell, FB ..... Cleveland Browns 1st
Chris Walsh, WR ..... Buffalo Bills 9th
Turner Baur, TE ..... New England Patriots 10th

1991
Ed McCaffrey, WR..... New York Giants 3rd
Kevin T. Scott, CB..... Detroit Lions 4th

1990
Alan Grant, CB/PR ..... Indianapolis Colts 4th
Rob Hinckley, LB..... New York Giants 4th
Lester Archambeau, DT . Green Bay Packers 7th

1989
Andy Sinclair, C/OG..... San Francisco 49ers 10th

1988
Brad Muster, RB ..... Chicago Bears 1st
Jeff James, WR..... Detroit Lions 7th

1987
Dave Wyman, LB..... Seattle Seahawks 2nd
Thomas Henley, WR..... New Orleans Saints 6th
Tony Leiker, DT..... Green Bay Packers 7th
Toi Cook, CB ..... New Orleans Saints 8th
John Paye, QB..... San Francisco 49ers 10th

1986
Greg Baty, TE ..... New England Patriots 8th

1985
Garin Veris, DE..... New England Patriots 2nd
Tom Briehl, LB..... Houston Oilers 4th
Emile Harry, WR ..... Atlanta Falcons 4th
Jeff Deaton, OL ..... New York Jets 6th
Matt Moran, OL..... Dallas Cowboys 6th
Brent Martin, C ..... Atlanta Falcons 10th

1984
Eric Mullins, WR..... Houston Oilers 6th

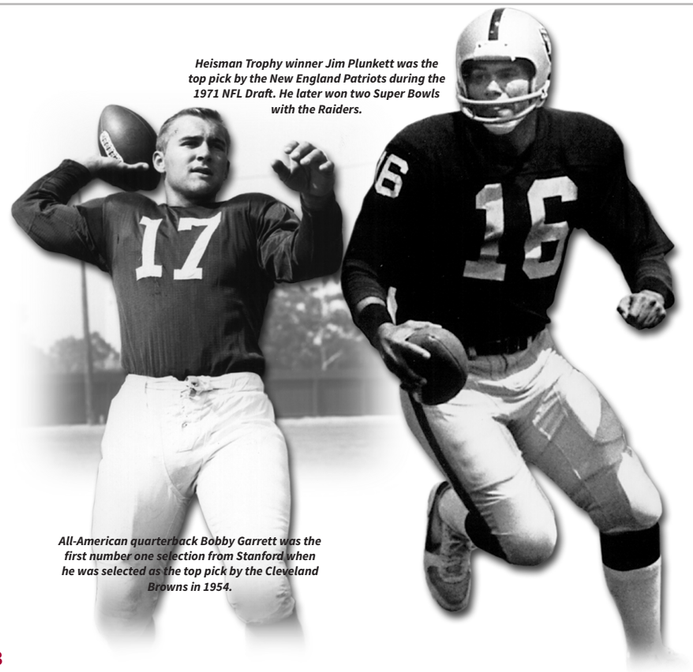

Heisman Trophy winner Jim Plunkett was the top pick by the New England Patriots during the 1971 NFL Draft. He later won two Super Bowls with the Raiders.

All-American quarterback Bobby Garrett was the first number one selection from Stanford when he was selected as the top pick by the Cleveland Browns in 1954.

1983
John Elway, QB..... Baltimore Colts 1st
Chris Dressel, TE ..... Houston Oilers 3rd
Vincent White, RB ..... New York Jets 6th
Mike Dotterer, RB..... Los Angeles Raiders 8th
Chris Rose, OT ..... Baltimore Colts 9th

1982
Darrin Nelson, HB..... Minnesota Vikings 1st
Doug Rogers, DT ..... Atlanta Falcons 2nd
Andre Tyler, SE ..... Tampa Bay Buccaneers 6th
John Macaulay, C ..... Green Bay Packers 11th

1981
Brian Holloway, OT ..... New England Patriots 1st
Ken Margerum, WR..... Chicago Bears 3rd
Ken Naber, K..... New England Patriots 8th

1980
Andre Hines, OT ..... Seattle Seahawks 2nd
Chuck Evans, DT ..... New Orleans Saints 8th
Turk Schonert, QB..... Chicago Bears 9th

1979
Steve Dils, QB ..... Minnesota Vikings 4th
Phil Francis, FB..... San Francisco 49ers 7th

1978
James Lofton, WR..... Green Bay Packers 1st
Gordon King, OT ..... New York Giants 1st
Guy Benjamin, QB..... Miami Dolphins 2nd
Bill Kellar, WR ..... Kansas City Chiefs 7th

1977
Tony Hill, WR..... Dallas Cowboys 3rd
Duncan McColl, DE..... Washington Redskins 4th
Mike Michel, K..... Miami Dolphins 5th
Gary Anderson, OT ..... Detroit Lions 10th
Mike Cordova, QB ..... Philadelphia Eagles 11th

1976
Geb Church, LB ..... Los Angeles Rams 9th
Todd Anderson, C/OT .... New England Patriots 17th

1975
Pat Donovan, DE..... Dallas Cowboys 4th
Roger Stillwell, DE ..... Chicago Bears 9th
Gordy Riegel, LB..... Los Angeles Rams 10th
Keith Rowen, OT ..... Philadelphia Eagles 11th
John Snider, LB..... Kansas City Chiefs 13th
Scott Laidlaw, FB..... Dallas Cowboys 14th

1974
Mike Boryla, QB..... Cincinnati Bengals 4th
James Ferguson, DB..... Minnesota Vikings 5th
John Winesberry, RB ..... Denver Broncos 6th
Rod Garcia, PK ..... Oakland Raiders 7th
Randy Poltl, SS..... Minnesota Vikings 12th
Dave Ottmar, QB/P..... Los Angeles Rams 16th

1973
Jim Merlo, LB..... New Orleans Saints 4th
Mike Askea, OT ..... Denver Broncos 7th
Roger Cowan, DE..... Pittsburgh Steelers 14th

1972
Greg Sampson, DT..... Houston Oilers 1st
Jeff Siemon, LB..... Minnesota Vikings 1st
Pete Lazetich, DG..... San Diego Chargers 2nd
Jackie Brown, RB..... Oakland Raiders 8th
Don Bunce, QB..... Washington Redskins 12th
Larry Butler, DG..... Atlanta Falcons 16th

1971
Jim Plunkett, QB..... New England Patriots 1st
Dave Tipton, DT ..... New York Giants 4th
Bob Moore, TE..... Oakland Raiders 5th
Ron Kadziel, OLB ..... Dallas Cowboys 5th
Randy Vataha, FL..... Los Angeles Rams 17th

1970
Don Parish, LB..... St. Louis Cardinals 4th
Bob Reinhard, OG..... Green Bay Packers 9th
Bubba Brown, HB..... Pittsburgh Steelers 10th
Dave Sharp, OT ..... Houston Oilers 15th

1969
Gene Washington, WR ... San Francisco 49ers 1st
George Buehler, TE..... Oakland Raiders 2nd
Malcolm Snider, T..... Atlanta Falcons 3rd
Bill Nicholson, T..... Chicago Bears..... 6th
Bill Shoemaker, HB/PK.. Cincinnati Bengals 15th

1968
Blaine Nye, E..... Dallas Cowboys 5th

1967
Dave Lewis, QB..... New York Giants 5th
Mike Hibler, T..... Oakland Raiders 5th
Tim Sheehan, C..... Houston Oilers 10th

1966 NFL
Gary Pettigrew, E ..... Philadelphia Eagles..... 2nd

1966 AFL
Gary Pettigrew, E ..... San Diego Chargers 6th
Craig Ritchey, HB ..... Oakland Raiders 16th

1966 AFL Redshirt
John Mason, E..... Denver Broncos 7th
Bill Ogle, T..... Kansas City Chiefs 7th

1965 NFL
Jack Chapple, G..... San Francisco 49ers..... 3rd
Bob Howard, E ..... Pittsburgh Steelers 17th

1965 AFL
Jack Chapple, G..... Kansas City Chiefs 2nd
Bob Howard, E ..... Kansas City Chiefs 10th
Braden Beck, E..... San Diego Chargers 19th

1965 AFL Redshirt
John Wilbur, G..... Kansas City Chiefs 6th

1964 NFL
Steve Thurlow, H/QB ..... New York Giants 2nd
Bob Nichols, T..... Pittsburgh Steelers..... 9th
Dick Leeuwenburg, T ..... Chicago Bears 11th
Marvin Harris, C..... Los Angeles Rams 13th

1964 AFL
Dick Leeuwenburg, T ..... Houston Oilers 17th
Bob Nichols, T..... Houston Oilers 18th

1963 NFL
Carlton Simons, C..... Green Bay Packers 4th
Frank Atkinson, T..... Pittsburgh Steelers 8th
Al Hildebrand, T..... Los Angeles Rams 13th

1963 AFL
Carlton Simons, C..... Denver Broncos 24th
Al Hildebrand, T..... Houston Oilers 27th

1961 AFL
Dick Norman, QB..... Oakland Raiders 5th
Dean Hinshaw, T..... Oakland Raiders 26th
Bill Face, F ..... Oakland Raiders 30th

1960 NFL
Dick Norman, QB..... Chicago Bears 5th
Chris Burford, E..... Cleveland Browns 9th
Dean Hinshaw, T..... San Francisco 49ers 13th

1959
Chris Plain, T..... Chicago Bears 19th

1957
John Brodie, QB..... San Francisco 49ers 1st
Paul Camera, HB..... Cleveland Browns 4th

1956
Paul Wiggin, T..... Cleveland Browns 6th
Jerry Gustafson, QB ..... San Francisco 49ers 27th

1955
Don Sanders, QB ..... San Francisco 49ers 28th

1954
Bobby Garrett, QB..... Cleveland Browns 1st
John Steinberg, E ..... New York Giants 10th
Sam Morley, E..... Washington Redskins 20th
Marv Tennefoss, E..... Green Bay Packers 24th

1953
Bob Mathias, F ..... Washington Redskins 30th

1952
Bill McColl, E..... Chicago Bears 3rd
Bob Meyers, F..... San Francisco 49ers 16th
Dick Horn, QB..... Dallas Texans 17th
Harry Hugasian, HB..... Dallas Texans 22nd

1951
Bruce Van Alstyne, E..... San Francisco 49ers 9th

1950
Robert Andrews, QB..... Chicago Bears 18th
Bill De Young, F ..... New York Bulldogs 24th

1948 NFL
George Quist, HB..... Detroit Lions 2nd
Robert Andrews, QB..... Washington Redskins 7th

1947 AAFC
Lloyd Merriman, F..... Los Angeles Dons 3rd

1947 NFL
Lloyd Merriman, F..... Chicago Bears..... 3rd
Bill Hachten, G ..... New York Giants 11th
Charley Wakefield, T ..... Philadelphia Eagles 26th
Lynn Brownson, QB ..... Washington Redskins 27th

1946
Al Hoisch, HB..... Chicago Bears 23rd

1945
Bill Shipkey, F..... Washington Redskins 18th
Jim McCuray..... Washington Redskins 22nd
Bob Hall, E ..... Philadelphia Eagles 23rd
Doug Graham..... New York Giants 24th

1944
Loren La Prade, G ..... Philadelphia Eagles 2nd
Buck Fawcett, E..... Chicago Bears 6th
Fred Boensch, T..... Cleveland Browns 7th
Bill Joslyn..... Washington Redskins 10th
Jim Cox, T..... Green Bay Packers 19th
Bob Frisbee, HB ..... Philadelphia Eagles 23rd

1943
Ed Stamm, T..... Chicago Bears 3rd
Chuck Taylor, G ..... Cleveland Browns 4th
Milt Vucinich, FB..... Chicago Bears 5th
Bruno Banducci, T..... Philadelphia Eagles 6th
Ray Hammett, RB..... Chicago Bears 9th
Henry Norberg, E ..... Chicago Bears 16th

1942
Pete Kmetovic, HB..... Philadelphia Eagles 1st
Frankie Albert, QB ..... Chicago Bears 1st
Vic Lindskog, C ..... Philadelphia Eagles 2nd
Fred Meyer, E ..... Philadelphia Eagles 12th
Arnold Meiners, E..... Philadelphia Eagles 17th

1941
Norm Standlee, FB..... Chicago Bears 2nd
Hugh Gallarneau, HB..... Chicago Bears 4th

1940
Hampton Pool, QB/G..... Chicago Bears 7th
Stan Anderson, T ..... Chicago Cardinals 12th

1939
Pete Zager, T/G..... New York Giants 6th
Tony Calvelli, C..... Detroit Lions 9th
Bill Paulman, QB..... New York Giants 17th

1936
Keith Topping, E..... Boston Patriots 2nd
Wes Muller, C ..... Philadelphia Eagles 3rd
Bobby Grayson, FB..... Pittsburgh Steelers 3rd
Bob Reynolds, T..... Green Bay Packers 6th
Bones Hamilton, HB ..... Brooklyn Dodgers 8th
Monk Moscrip, E..... Brooklyn Dodgers 9th
Neils Larsen, T..... Chicago Cardinals 9th

Stanford in the Super Bowl

Super Bowl By The Numbers

61 Super Bowl appearances by Stanford players

36 Number of Stanford players who played in the Super Bowl

20 Former Stanford coaches have coached in the Super Bowl (six head coaches)

13 Stanford players have appeared in at least two Super Bowls

5 John Elway played in five Super Bowls

4 Stanford quarterbacks on Super Bowl rosters

2 Super Bowl MVPs

Buccaneer John Lynch celebrates at Super Bowl XXXVII.

Super Bowl MVP John Elway led Denver to five Super Bowls, including back-to-back titles.

T.J. Rushing played in Super Bowl XLI for the Colts.

Jim Plunkett was named Super Bowl MVP after leading the Raiders to the Super Bowl XVIII title.

Pro Football Hall-of-Famer Bill Walsh took the San Francisco 49ers to three Super Bowl titles during his coaching tenure.

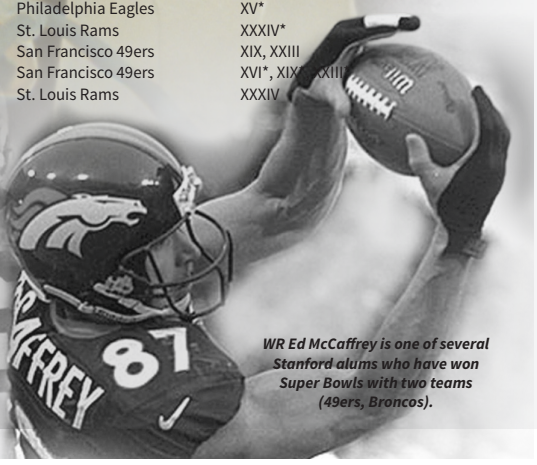

WR Ed McCaffrey is one of several Stanford alums who have won Super Bowls with two teams (49ers, Broncos).

Former Players in the Super Bowl

Name, Position	Team	Super Bowl
Lester Archambeau, DE	Atlanta Falcons	XXXIII
Brad Badger, OT	Oakland Raiders	XXXVII
Doug Baldwin, WR	Seattle Seahawks	XLVIII
Benny Barnes, CB	Dallas Cowboys	X, XII, XIII
Guy Benjamin, QB	San Francisco 49ers	XVI
George Buehler, G	Oakland Raiders	XI
Chris Burford, TE	Kansas City Chiefs	I
Greg Comella, FB	New York Giants	XXXV
Toi Cook, CB	San Francisco 49ers	XXIX
Chris Dalman, C/G	San Francisco 49ers	XXIX
Pat Donovan, DT	Dallas Cowboys	X, XII, XIII
John Elway, QB	Denver Broncos	XXI, XXII, XXIV, XXXII, XXXIII
Jason Fisk, OT	Tennessee Titans	XXXIV
Darrien Gordon, CB	San Diego Chargers	XXIX
	Denver Broncos	XXXII, XXXIII
	Oakland Raiders	XXXVII
Tony Hill, WR	Dallas Cowboys	XII, XIII
Brian Holloway, OT	New England Patriots	XX
Scott Laidlaw, RB	Dallas Cowboys	XII, XIII
James Lofton, WR	Buffalo Bills	XXV, XXVI, XXVII
John Lynch, S	Tampa Bay Buccaneers	XXXVII
Ken Margerum, WR	Chicago Bears	XX
Ed McCaffrey, WR	San Francisco 49ers	XXIX
	Denver Broncos	XXXII, XXXIII
Milt McColl, LB	San Francisco 49ers	XVI, XIX
Blaine Nye, OG	Dallas Cowboys	V, VI, X
Jim Plunkett, QB	Oakland Raiders	XV
	Los Angeles Raiders	XVIII
Randy Poltl, S	Minnesota Vikings	IX
	Denver Broncos	XII
Jon Ritchie, FB	Oakland Raiders	XXXVII
	Philadelphia Eagles	XXXIX
T.J. Rushing, DB	Indianapolis Colts	XLI, XLIV
Turk Schonert, QB	Cincinnati Bengals	XVI, XXIII
Richard Sherman, CB	Seattle Seahawks	XLVIII
Jeff Siemon, LB	Minnesota Vikings	VIII, IX, XI
Leigh Torrence, DB	New Orleans Saints	XLIV
Garin Veris, DE	New England Patriots	XX
Chris Walsh, WR	Buffalo Bills	XXVIII
Bob Whitfield, OT	Atlanta Falcons	XXXIII
John Wilbur, OG	Washington Redskins	VII

Coaches in the Super Bowl

Phil Bengtson	Green Bay Packers	I, II
Brian Billick	Baltimore Ravens	XXXV*
Monte Clark	Miami Dolphins	VI, VII, VIII
Rod Dowhower	Washington Redskins	XXVI
Tim Drevno	San Francisco 49ers	XLVII
Vic Fangio	San Francisco 49ers	XLVII
Jim Fassel	New York Giants	XXXV
Bob Gambold	Denver Broncos	XII
Dennis Green	San Francisco 49ers	XXIII
Jim Harbaugh	San Francisco 49ers	XLVII*
Norbert Hecker	San Francisco 49ers	XVI, XIX
Tom Holmoe	San Francisco 49ers	XXIX
Greg Roman	San Francisco 49ers	XLVII
Rod Rust	New England Patriots	XX
George Seifert	San Francisco 49ers	XVI, XIX, XXIII, XXIV*, XXIX*
Willie Shaw	San Diego Chargers	XXIX
Dick Vermeil	Philadelphia Eagles	XV*
	St. Louis Rams	XXXIV*
Fred VonAppen	San Francisco 49ers	XIX, XXIII
Bill Walsh	San Francisco 49ers	XVI*, XIX*, XXIII*
Mike White	St. Louis Rams	XXXIV

*head coach