



STANFORD

HENRY ANDERSON
5th Year Senior
Defensive End

TY MONTGOMERY
Senior
Wide Receiver

JORDAN RICHARDS
Senior
Strong Safety

KEVIN HOGAN
Senior
Quarterback

A.J. TARPLEY
5th Year Senior
Inside Linebacker

ANDRUS PEAT
Junior
Offensive Tackle

2014 FOOTBALL MEDIA GUIDE



KEVIN ANDERSON

Senior
Outside Linebacker

DEVON CAJUSTE

Senior
Wide Receiver

JAMES VAUGHTERS

Senior
Outside Linebacker

KYLE MURPHY

Junior
Offensive Tackle

CARDINAL

- Four straight BCS bowl appearances
- Two straight Pac-12 Championships
 - Four straight 11-win seasons
 - 46-8 (.852) over past four seasons
- Ranked in Associated Press top 25 for 64 consecutive weeks
 - Six wins over ranked opponents (most in FBS)
 - Seven All-America selections in 2013
 - 37-3 (.925) at Stanford Stadium since 2007
- 19-5 (.792) against top 25 teams over last five seasons
 - Three Heisman Trophy finalists since 2009
 - 13 All-America first team selections since 2009



Table of Contents

Introduction

Stanford Football at a Glance	2
Squad Analysis	3
Media Information and Athletic Communications Staff	4
Radio/TV Information	5
Rosters (Alphabetical and Numerical)	6-7
Pronunciation, Positional Breakdown	9
Roster and Staff Social Media Information.....	9
Squad Breakdown by State.....	10

Stanford For You

Stanford University	12-13
Stanford Football History.....	14-15
Quarterback Excellence	16-17
All-American Traditions	18
Coaching Legacy.....	19
Stanford in the NFL	20-21
Game Day Experience.....	22-23
Football's Two-Sport Athletes.....	24

2014 Season Preview

Preseason Notebook.....	26-29
Players to Watch.....	30

Coaching Staff

Coaching Staff Television Roster	32
Head Coach David Shaw	33-35
Assistant Coaches	36-49
Administrative Staff	50-53
Sports Performance Program	54-56
Sports Medicine Program.....	57-60

Student-Athletes

2014 Player Profiles	61-108
----------------------------	--------

2013 In Review

Notebook.....	110-111
Final Statistics	112
Individual Statistics	112-114
Game-by-Game Statistics.....	115-119
Game-By-Game Starters.....	120-121
Scoring Drives	122-123
Individual Game Highs.....	124
Pac-12 Final Standings	125
Accolades	125-126
Game Reviews and Results	127-140

History & Records

Individual Records.....	142-152
Rushing.....	142-143
Passing.....	143-145
Receiving.....	146-147
Total Offense	147
Scoring	148
Field Goals & Extra Points	148-149
Punt Returns	149
Kickoff Returns	149-150
All-Purpose Yards	150
Punting	150-151
Interceptions	151
Defense	151-152
Team Records	153-154
Scoring Margins	154
High Scoring Games.....	154
Longest Plays.....	155
Top Individual Performances.....	156-157
Game Highs and Lows	158
Season Highs and Lows.....	159-161
Yearly Statistical Leaders.....	162-166
Annual Team Stats	167-170
Year-By-Year Records	171

Coaching Records	172
Best Seasons/Bowl Appearances by Coach	172
All-Time Records vs. Opponents	173
All-Time Series Records	173-178
Records vs. Conferences	179
Year-By-Year Results	180-187
National Award Winners	188
First Team All-Conference Honors	189
Pac-12 Conference Awards	189
Heisman Trophy Winner Jim Plunkett	190
First Team All-Americans	191-197
College Football Hall of Fame	198
Stanford Athletics Hall of Fame	199
Senior Bowl Selections	200
Bowl Games	201-208
Bowl Game Records.....	208
All-Time Assistant Coaches	209-210
Letterwinners	211-216
Stanford in the NFL	217-224
All-Time NFL Players	218-220
NFL Draft Picks	221-223
Stanford in the Super Bowl	224

University

Stanford University	226-227
Stanford Stadium	228-229
Athletics Director	230
Stanford Head Coaches.....	231
Principles That Guide Us	232
National Titles	233-234
Traditions	235
Pac-12 Conference	236
Pac-12 Networks.....	237
Pac-12 Composite Schedule	238
Pac-12 Bowl Sponsors	239
2014 Pac-12 Football Championship Game	240



STANFORD FOOTBALL

INTRODUCTION

Stanford Athletic Communications Contacts



Kurt Svoboda
Senior Assistant Athletic Director • (head coach and support staff)
Cell: 650.223.5809
E-mail: kurt1@stanford.edu



Alan George
Assistant Director (student-athletes, press box operations)
Cell: 574.340.3977
E-mail: alan.george@stanford.edu



Brett Moore
Assistant Director (assistant coaches, website, statistics)
Cell: 309.212.6367
E-mail: bmoore1@stanford.edu



Ben Blevins
Assistant Director (social media, multimedia)
Cell: 303.681.4538
E-mail: bblevins@stanford.edu

2013 Results

11-3 overall; 7-2 Pac-12 (Pac-12 Champions)

Date	Opponent	Result	Attendance
Sept. 7	San Jose State (Pac-12 Networks)	W, 34-13	50,424
Sept. 14	at Army (CBS Sports)	W, 34-20	39,644
Sept. 21	#23/23 Arizona State* (FOX)	W, 42-28	50,424
Sept. 28	at Washington State* (ESPN)	W, 55-17	40,095
Oct. 5	#15/18 Washington* (ESPN)	W, 31-28	50,424
Oct. 12	at Utah* (Pac-12 Networks)	L, 21-27	45,372
Oct. 19	#9/10 UCLA* (ABC ESPN2)	W, 24-10	51,424
Oct. 26	at Oregon State* (ESPN)	W, 20-12	44,519
Nov. 7	#2/2 Oregon* (ESPN)	W, 26-20	51,424
Nov. 16	at USC* (ABC)	L, 17-20	93,607
Nov. 23	California* (FOX Sports 1)	W, 63-13	50,424
Nov. 30	#25/RV Notre Dame (FOX)	W, 27-20	50,537
Dec. 7	at #11/13 Arizona State (ESPN)^	W, 38-14	69,535
Jan. 1	100th Rose Bowl Game vs. Michigan State (ABC)	L, 20-24	95,173

2014 Schedule

Date	Opponent	Site	Time (PT)
Aug. 30	UC Davis (Pac-12 Networks)	Stanford Stadium	1 p.m.
Sept. 6	USC* (ABC)	Stanford Stadium	12:30 p.m.
Sept. 13	Army (Pac-12 Networks)	Stanford Stadium	2 p.m.
Sept. 27	at Washington*	Seattle, Wash.	TBA
Oct. 4	at Notre Dame (NBC)	South Bend, Ind.	12:30 p.m.
Oct. 10	WASHINGTON STATE* (ESPN)	Stanford Stadium	6 p.m.
Oct. 18	at Arizona State*	Phoenix, Ariz.	TBA
Oct. 25	OREGON STATE*#	Stanford Stadium	TBA
Nov. 1	at Oregon*	Eugene, Ore.	TBA
Nov. 15	UTAH*	Stanford Stadium	TBA
Nov. 22	at Cal*	Berkeley, Calif.	TBA
Nov. 28	at UCLA* (ABC)	Los Angeles, Calif.	12:30 p.m.
Dec. 6	Pac-12 Championship Game ^	Santa Clara, Calif.	TBA

* Pac-12 Conference game | ^ Pac-12 Championship Game | # Reunion Homecoming

Credits

The 2014 Stanford Football Media Guide is a production of Stanford University's Athletic Communications Department, Arrillaga Family Sports Center, 641 East Campus Drive, Stanford, Calif., 94305-6150. This guide was designed, written and compiled by Kurt Svoboda, Alan George, Brett Moore and Ben Blevins. Legacy design work by DeAnna Turner. Cover design by Connie Ko. Photos by Don Fera, John Todd and the ISI Photo staff, Gil Talbot and Kenny Karst. For additional information, please contact Kurt Svoboda, Senior Assistant Athletic Director.

Quick Facts

Location	Stanford, Calif.
Founded	1891
Nickname	Cardinal
Colors	Cardinal and White
Enrollment	18,217
Stadium	Stanford Stadium (Natural grass / 50,424)
Conference	Pacific-12
President	John Hennessy
Provost	John Etchemendy
Jaquish & Kenninger Director of Athletics	Bernard Muir
Faculty Representative	Al Camarillo

Team Information

2013 Overall Record (Pac-12 Conference)	11-3 (7-2, T-1st • North Division)
2013 Final Rankings	11th (AP) • 10th (USA Today) • 5th (BCS) Rose Bowl Game
Offensive Formation	Multiple
Defensive Formation	3-4
Lettermen Returning/Lost (49/23)	Off: 22/12 Def: 24/11 ST: 3/0
Starters Returning/Lost (14/12)	Off: 5/6 Def: 7/6 ST: 2/0

Coaching Staff [Game Location]

Bradford M. Freeman Director of Football	David Shaw (Stanford '94) [sideline]
Record at Stanford	34-7 (Fourth Season)
Willie Shaw Director of Defense	Lance Anderson (Idaho State '96 • 8th season) [booth]
Andrew Luck Director of Offense	Mike Bloomgren (Florida State '99 • 4th season) [sideline]
Special Teams Coordinator	Pete Alamar (Cal Lutheran '83) [sideline]
Defensive Backs	Duane Akina (Washington '79) [sideline]
Inside Linebackers	Peter Hansen (Arizona '01) [sideline]
Defensive Line	Randy Hart (Ohio State '70) [sideline]
Quarterbacks • Wide Receivers	Tavita Pritchard (Stanford '09) [booth]
Running Backs	Lance Taylor (Alabama '03) [sideline]
Tight Ends	Morgan Turner (Illinois '09) [booth]
Defensive Graduate Assistant	Greg Mangan (Oberlin '09) [sideline]
Defensive Graduate Assistant	Marc Mattioli (Rhodes '09) [sideline]
Special Teams Graduate Assistant	Derek Belch (Stanford '08) [booth]
Offensive Assistant	Joseph Ashfield (St. John's [Minn.] '00) [booth]
Offensive Assistant	Tsuyoshi Kawata (JOSAI '95) [sideline]
Offensive Assistant	Timot Lamarre (Boston College '08) [booth]
Offensive Assistant	Robbie Picazo (Stanford '13) [sideline]
Defensive Assistant	Jarrett Huk (Idaho State '10) [booth]
Defensive Assistant	Brad Idzik (Wake Forest '14) [sideline]
Defensive Assistant	Diron Reynolds (Wake Forest '94) [booth]

Strength and Conditioning

Kissick Family Director of Football Sports Performance	Shannon Turley (Virginia Tech '00)
Assistant Sports Performance Coach	Ryan Cidzik (Susquehanna '01)
Assistant Sports Performance Coach	Andy Ward (Cal State Stanislaus '09)
Assistant Sports Performance Graduate Assistant	Cullen Carroll (Willamette '13)
Assistant Sports Performance Intern	Matt Zubak (Gettysburg '11)

Training Staff

Head Football Athletic Trainer	Steve Bartlinski (Ithaca '94)
Director of Athletic Training	Scott Anderson (Washington State '00)
Assistant Athletic Trainer	Brian Gallagher (West Chester '03)
Assistant Athletic Trainer	Katelin Knox (Santa Clara '09)
Assistant Athletic Trainer	Lee Martin (Washington State '10)

Support Staff

Associate Athletic Director/Football Operations	Matt Doyle (UC Davis '98)
Assistant Athletic Director/Football Administration	Mike Eubanks (Stanford '97)
Director of Player Development	Ron Lynn (Mount Union '66)
Director of Video Operations	Mike Gleeson (Sacramento State '89)
Assistant Director of Operations and Recruiting	Ryan Devlin (Linfield '05)
Video Production Manager	Jon Oswald (San Diego State '07)
Head Equipment Manager	Gary Hazelitt (Cal State Fullerton '84)
Assistant Equipment Manager	Ted Hanson
Assistant Equipment Manager	Mike Lane
Volunteer Staff Assistant	Tom Decaro
Volunteer Staff Assistant	Harry Alderson (San Francisco State '97)
Administrative Associate	Theresa Miraglia
Administrative Associate	Callie Seidman (Fresno State '12)



2014 Squad Breakdown

Roster Breakdown

Letterwinners Returning	49	Letterwinners Lost	23
Offense	22	Offense	12
Defense	24	Defense	11
Specialists	3	Specialists	0

Starters Returning	14	Starters Lost	12
Offense	5	Offense	6
Defense	7	Defense	6
Specialists	2	Specialists	0

Letterwinners Returning (49)

Offense (22)

Name	Pos.	Class-Yr.	Exp.
Brendon Austin	OT	Sr.-Jr.	2V
Devon Cajuste	WR	Sr.-Jr.	2V
Evan Crower	QB	Sr.-Jr.	1V
Joshua Garnett	OG	Jr.-Jr.	2V
Johnny Caspers	OG	So.-Fr.	1V
Kevin Hogan	QB	Sr.-Jr.	2V
Charlie Hopkins	TE	Sr.-Jr.	2V
Ty Montgomery	WR	Sr.-Sr.	3V
Kyle Murphy	OT	Jr.-Jr.	2V
Francis Owusu	WR	So.-So.	1V
Andrus Peat	OT	Jr.-Jr.	2V
Eddie Plantaric	TE	5th.-Sr.	3V
Jordan Pratt	WR	Sr.-Jr.	2V
Michael Rector	WR	Jr.-So.	1V
Kevin Reihner	C	Sr.-Jr.	2V
Barry Sanders	RB	Jr.-So.	1V
Ricky Seale	RB	5th.-Sr.	3V
Patrick Skov	FB	Sr.-Jr.	2V
Jeff Trojan	WR	5th.-Sr.	1V
Lee Ward	FB	5th.-Sr.	3V
Remound Wright	RB	Sr.-Jr.	2V
Kelsey Young	WR/RB	Sr.-Jr.	2V

Defense (24)

Name	Pos.	Class-Yr.	Exp.
Henry Anderson	DE	5th.-Sr.	3V
Kevin Anderson	OLB	Sr.-Jr.	2V
Lance Callihan	DT	Sr.-Jr.	2V
Alex Carter	CB	Jr.-Jr.	2V
Noor Davis	ILB	Jr.-So.	1V
John Flacco	SS	5th.-Sr.	1V
Ronnie Harris	NB	Sr.-Jr.	2V
Anthony Hayes	DT	Sr.-Jr.	2V
Joe Hemschoot	ILB	5th.-Sr.	3V
Zach Hoffpauir	SS	Jr.-Jr.	2V
Luke Kaumatule	DT	Jr.-Jr.	2V
Blake Lueders	OLB	5th.-Sr.	2V
Dallas Lloyd	QB	So.-Fr.	1V
Wayne Lyons	CB	Sr.-Sr.	3V
Blake Martinez	ILB	Jr.-Jr.	2V
Reed Miller	LS	Jr.-Jr.	2V
Kyle Olugbode	SS	5th.-Sr.	3V
David Parry	DT	5th.-Sr.	3V
Jordan Richards	SS	Sr.-Sr.	3V
Torsten Rotto	OLB	Sr.-Jr.	2V
Aziz Shittu	DE	Jr.-Jr.	2V
A.J. Tarpley	ILB	5th.-Sr.	3V
James Vaughters	OLB	Sr.-Sr.	3V
Kodi Whitfield	FS	Sr.-Sr.	3V

Specialists (3)

Name	Pos.	Class-Yr.	Exp.
Ben Rhyne	P/K	5th.-Sr.	3V
Conrad Ukropina	P/K	Jr.-So.	1V
Jordan Williamson	K	5th.-Sr.	3V

Letterwinners Lost (23)

Offense (12)

Name	Pos.	Class-Yr.	Exp.
Dillon Bonnell	OG	Sr.-Jr.	2V
Jackson Cummings	RB	Sr.-Jr.	3V
Kevin Danser	OG	5th.-Sr.	4V
Davis Dudchock	TE	Sr.-Jr.	3V
Cameron Fleming	OT	Sr.-Jr.	3V
Tyler Gaffney	RB	Sr.-Sr.	4V
Ryan Hewitt	FB	5th.-Sr.	4V
Conor McFadden	C	Sr.-Jr.	2V
Keanu Nelson	WR	Sr.-Jr.	3V
Anthony Wilkerson	RB	Sr.-Sr.	4V
Khalil Wilkes	C	5th.-Sr.	4V
David Yankey	OG	Sr.-Sr.	4V

Defense (11)

Name	Pos.	Class-Yr.	Exp.
Usua Amanam	NB	5th.-Sr.	4V
Barry Browning	CB	Sr.-Sr.	4V
Devon Carrington	FS	Sr.-Sr.	4V
Chris Gaertner	FS	Sr.-Jr.	1V
Ben Gardner	DE	5th.-Sr.	4V
Jarek Lancaster	ILB	5th.-Sr.	4V
Josh Mauro	DE	5th.-Sr.	4V
Trent Murphy	OLB	5th.-Sr.	4V
Ed Reynolds	FS	Sr.-Jr.	3V
Shayne Skov	ILB	5th.-Sr.	4V
Cole Underwood	OT/OG	5th.-Sr.	2V

Specialists (0)

None

Starters Returning (14)

Offense (5)

Name	Pos.	Class-Yr.	Exp.
Devon Cajuste	WR	Sr.-Jr.	2V
Kevin Hogan	QB	Sr.-Jr.	2V
Charlie Hopkins	TE	Sr.-Jr.	2V
Ty Montgomery	WR	Sr.-Sr.	3V
Andrus Peat	OT	Jr.-Jr.	2V

Defense (7)

Name	Pos.	Class-Yr.	Exp.
Henry Anderson	DE	5th.-Sr.	3V
Alex Carter	CB	Jr.-Jr.	2V
Wayne Lyons	CB	Sr.-Sr.	3V
David Parry	DT	5th.-Sr.	3V
Jordan Richards	SS	Sr.-Sr.	3V
A.J. Tarpley	ILB	5th.-Sr.	3V
James Vaughters	OLB	Sr.-Sr.	3V

Specialists (2)

Name	Pos.	Class-Yr.	Exp.
Ben Rhyne	P/K	5th.-Sr.	3V
Jordan Williamson	K	5th.-Sr.	3V

Starters Lost (12)

Offense (6)

Name	Pos.	Class-Yr.	Exp.
Kevin Danser	OG	5th.-Sr.	4V
Cameron Fleming	OT	Sr.-Jr.	3V
Tyler Gaffney	RB	Sr.-Sr.	4V
Ryan Hewitt	FB	5th.-Sr.	4V
Khalil Wilkes	C	5th.-Sr.	4V
David Yankey	OG	Sr.-Sr.	4V

Defense (6)

Name	Pos.	Class-Yr.	Exp.
Usua Amanam	NB	5th.-Sr.	4V
Ben Gardner	DE	5th.-Sr.	4V
Josh Mauro	DE	5th.-Sr.	4V
Trent Murphy	OLB	5th.-Sr.	4V
Ed Reynolds	FS	Sr.-Jr.	3V
Shayne Skov	ILB	5th.-Sr.	4V

Specialists (0)

None

Squad Players Returning (32)

Name	Pos.	Class-Yr.	Exp.
David Bright	OT/OG	So.-Fr.	SQ
Ryan Burns	QB	So.-Fr.	SQ
Calvin Chandler	SS	So.-Fr.	SQ
Eric Cotton	TE	So.-Fr.	SQ
Conner Crane	WR	Jr.-So.	SQ
Nick Davidson	OT	Jr.-So.	SQ
Ryan Gaertner	RB	So.-Fr.	SQ
Jim Grace	C	So.-Fr.	SQ
Chris Harrell	TE	Jr.-So.	SQ
Lucas Hinds	OT	So.-Fr.	SQ
Austin Hooper	TE	So.-Fr.	SQ
Craig Jones	ILB	Jr.-So.	SQ
Dontonio Jordan	WR	Jr.-So.	SQ
Peter Kalambayi	OLB	So.-Fr.	SQ
Gautam Krishnamurthi	WR	Sr.-Jr.	SQ
Nate Lohn	DT	Jr.-So.	SQ
Pat McFadden	RB	So.-Fr.	SQ
Ikenna Nwafor	DT	Sr.-Jr.	SQ
Thomas Oser	OT/OG	So.-Fr.	SQ
Kevin Palma	ILB	So.-Fr.	SQ
Ra'Chard Pippens	CB	Sr.-Jr.	SQ
Alex Robinson	P	So.-Fr.	SQ
J.B. Salem	DE	Sr.-Jr.	SQ
Sam Shoher	OLB	Jr.-So.	SQ
Rollins Stallworth	WR	Sr.-Jr.	SQ
Greg Taboada	TE	So.-Fr.	SQ
Taijuan Thomas	CB	So.-Fr.	SQ
Austin Tubbs	LS	Sr.-Jr.	SQ
Mike Tyler	OLB	So.-Fr.	SQ
Jordan Watkins	DE	Jr.-So.	SQ
Alex Yazdi	DE	Sr.-Jr.	SQ
Sam Yules	ILB	Jr.-So.	SQ


Players Who Missed Previous Season Due to Injury (0)

Name	Pos.	Class-Yr.	Exp.
None			

Stanford Athletics Communications Staff



Kurt Svoboda
Senior Assistant
Athletic Director




Brian Risso
Director of
Communications



Ben Blevins
Assistant Director of
Communications &
Multimedia



Phil Cheung
Athletic Webmaster &
Web Developer



Alan George
Assistant Director of
Communications



Khari Jones
Multimedia
Coordinator

Media Information

Credentials

All requests for working press, photo and broadcast credentials for Stanford's 2014 home games may be made via standard mail, phone or e-mail to Kurt Svoboda, Senior Assistant Athletic Director, Stanford University, Arrillaga Family Sports Center, 641 East Campus Drive, Stanford, CA 94305-6150. All credentials will be left at the Press Will Call Window located at the North end of Stanford Stadium. No credential requests will be accepted after 5 p.m. on Wednesdays of game week. Only media who cover Stanford on a regular basis will be considered for season credentials. Daily credentials will be issued on a priority basis to daily newspapers, originating radio and television stations, national weekly or monthly publications, electronic media outlets and local and regional television crews. Credentials will be issued only to accredited members of the working media. Stanford reserves the right to accept or reject credential requests for any reason.

Photo Regulations

Photo credentials will be issued to photographers on assignment from legitimate news gathering organizations. Freelance photographers not on assignment will not be considered for credentials. Remote controlled and drone photo units are not allowed; any attempted useage will result in revocation of credentials and immediate confiscation of equipment. NCAA regulations limit shooting of photos to an area outside a five-foot restraining area surrounding the playing field. Photographers may walk behind the team benches.

Will Call

The press will call window is located at the north end of Stanford Stadium and the media entrance is at Gate 4 on the west side of Stanford Stadium. It will be open three hours prior to kickoff and will remain open until the end of the first half. All members of the media must show proper photo identification at pickup.

Press Box


The press box is located on the third level of Stanford Stadium Skybox with media access through Gate 4. The press box opens three hours before kickoff and remains open as long as necessary following the game.

Parking


The press parking area is located within Lot #7/ Arboretum Grove off Arboretum Rd. To access, turn west onto Galvez Street from El Camino Real. Stay in the right lane and turn right onto Arboretum Road. Turn right into



David Kiefer
Assistant Director of
Communications



Greg Marsh
Assistant Director of
Communications



Brett Moore
Assistant Director of
Communications



Regina Verlengiere
Assistant Director of
Communications

the designated Lot #7/Arboretum Grove entrance. Parking is available via advance permit access only and available on a first come, first serve basis. Please plan on arriving early to secure a parking spot.

Scouts

Professional teams wishing to scout games at Stanford Stadium may arrange for credentials through the media relations office. Please contact Kurt Svoboda at 650-223-5809. Scouts will be assigned a seat in the main press box only if space allows. Advance notice as to the availability of seats will be communicated to scouts whenever possible.

Tuesday Media Luncheons

Each Tuesday during football season, head coach David Shaw and selected student-athletes will be on hand for a media luncheon, which starts at 11:30 a.m. in the External Relations Suite Meeting Room located in the Arrillaga Family Sports Center.

Practices

Stanford practices on Elliott Field, which is located directly behind Maples Pavilion, adjacent to the Avery Aquatics Center and Sunken Diamond. Practice sessions begin at approximately 4 p.m. Practices are open to the media, Tuesday through Thursday, for the first 15 minutes only, unless otherwise authorized by the football program.

Mid-Week Interviews

All interviews with Stanford coaches should be arranged through Kurt Svoboda in the athletics communications department. Student-athlete interviews should be arranged through Alan George. Offensive players and coaches will be available to the media at the conclusion of practice on Tuesdays and defensive players and coaches on Wednesdays only. Head coach David Shaw is available Tuesday through Thursday. Media members are not allowed to contact players directly via phone, e-mail, social networks nor elsewhere on the Stanford campus.

Practice Video and Photos

Video crews and photographers are allowed to shoot the first 15 minutes of workouts Tuesday through Thursday. Please coordinate the shooting of any video and photography with a member of the Stanford Athletics Communications staff.

Press Box Services

Prior to kickoff, the communications staff will furnish game programs, updated game notes for each team and flip cards. Day-of-game lineup changes will be communicated via the press box public address system. During the game, members of the media will be provided with a running play-by-play while quick stats and drive charts will be distributed at halftime. Following the game, a complete statistical package containing a scoring summary, final team statistics, final individual statistics, complete play-by-play, drive charts, halftime statistics, post-game quotes and notes will be available in the press box.

Telephones

Arrangements for telephone usage should be made directly through Stanford Telecommunications by calling (650) 725-4357 at least five days before kickoff.

Internet Access

The Stanford Stadium press box is a wireless facility. A user name and password will be provided to credentialed members of the media on game day.

Postgame Interviews

Postgame interviews are conducted in a designated room adjacent to the Stanford locker room. Following a 10-minute cooling off period, head coach David Shaw and select players will be available in the interview area. Stanford's locker room is not open to the media. Postgame interviews with the visiting team's head coach and players should be coordinated by the visiting team's media relations representatives.



Stanford Broadcast Information



The Radio Home of Stanford Football

Cardinal Sports LLC, Stanford Athletics' exclusive multimedia and marketing partner, announced in May of 2011 San Francisco's KNBR-1050 AM will be the flagship radio partner for Stanford football and men's basketball broadcasts.

KNBR-1050 AM, a Cumulus-owned station, will carry all Cardinal football, men's basketball and 10 "Inside Stanford Sports" coaches' shows as part of a multi-year agreement with the Cardinal Sports Network. Cardinal Sports LLC, the locally based entity of collegiate multimedia rights leader Learfield Sports, manages all aspects of the broadcasts, as well as the Cardinal Sports Network.

"KNBR 1050 is proud to once again partner with Stanford University as the flagship radio station of Stanford football and basketball. Stanford has emerged as one as one of the premiere programs in college sports," said Lee Hammer, Operations Manager-Cumulus-San Francisco and KNBR-1050 AM.

"The addition of Stanford sports to our other broadcast partners including the San Francisco Giants, San Francisco 49ers and Golden State Warriors reinforces KNBR as The Sports Leader in the Bay Area."

In addition to Stanford, Learfield Sports manages multimedia rights for more than 50 collegiate institutions and associations including fellow Pac-12 Conference member institutions Oregon State and Colorado. The company also titles the Learfield Sports Directors' Cup with NACDA and USA Today and manages marketing partnerships for the Black Coaches & Administrators (BCA). For more information about the company, its history and complete collegiate portfolio, visit learfieldsports.com.

Pre and Post Game Shows

Each Stanford football radio broadcast on KNBR 1050 begins one hour before kickoff with a pregame show. The post-game show, which airs for a half hour after the conclusion of the contest, includes analysis of the game and live interviews with Coach Shaw and Cardinal players from the Stanford locker room.

Inside Stanford Sports

Inside Stanford Sports featuring head coach David Shaw airs live on KNBR 1050 from 5-6 p.m. on Sunday nights during the season from Gordon Biersch Restaurant and Brewery, located at 640 Emerson Street in downtown Palo Alto.

Radio play-by-play voice Scott Reiss, head coach David Shaw and select players will recap previous games, take a look at upcoming contests and cover other current topics as well.

Fans are welcomed to call in and ask questions of coach Shaw and the players.

Please check GoStanford.com each week for the call in number.



Scott Reiss Play-by-Play

Stanford alum and veteran broadcaster Scott Reiss returns for his second year as the voice of Cardinal football and men's basketball.

Reiss covered Cardinal football, men's basketball and baseball on KZSU-FM from 1992-94 while finishing his undergraduate and graduate degrees. For more than two decades, Reiss has been a well-known collegiate sports broadcaster both statewide and nationally.

Reiss served as anchor/reporter at Comcast SportsNet Bay Area for five years, hosting Giants, A's and Sharks pregame and postgame shows, as well as covering Stanford sports on a regular basis and handling play-by-play duties for Pac-12 and West Coast Conference games. He has also hosted sports talk radio at 95.7-FM "The Game," including "Bay Area Gameday," a weekly college football and basketball show.

Reiss' experience nationally includes an eight-year stint with ESPN, where he anchored several shows including SportsCenter, College Football Live and College Gamenight and handled play-by-play for ESPN Radio college football and ESPN-TV college basketball. He also hosted College Gameday on ESPN Radio.



Todd Husak Color Analyst

Former Stanford quarterback Todd Husak enters his eighth season in the radio booth as a color analyst.

A two-year starter, he ranks as the school's sixth all-time leading passer with 6,564 yards and also ranks in the top-10 in career touchdown passes (6th-41) and total offense (6th-6,680). As a senior in 1999, he earned first team All-Pac-10 Conference honors after completing 176-of-308 passes for 2,688 yards and 18 touchdowns, helping Stanford to the Pac-10 title and a Rose Bowl appearance. In his first year as a full-time starter in 1998, Husak completed 233-of-447 passes for 3,092 yards and 17 touchdowns. The passing yardage ranks third on Stanford's all-time single-season list. Husak set Stanford's single-game passing record against Oregon State in 1998 when he completed 26-of-48 passes for a school-record 450 yards.

A sixth round draft pick of the Washington Redskins in 2000, he played five seasons in the NFL with the Redskins (2000), Denver Broncos (2001), New York Jets (2002-03) and Cleveland Browns (2004) before retiring. Todd and his wife, Kathryn, reside in Palo Alto. The couple has one child.



John Platz Sideline Reporter

John Platz, who has served as the play-by-play voice and color commentator on Stanford's men's basketball broadcasts for the last 26 seasons, enters his sixth season as a sideline reporter for Cardinal football.

A reserve guard on Stanford's men's basketball team from 1982-84, Platz has filled in on a handful of football broadcasts since 1993. He is also a contributor to GoStanford.com, chronicling memorable moments in Stanford sports history for the department's official website.

A 1984 Phi Beta Kappa graduate of Stanford with a degree in economics, Platz earned his J.D. and M.B.A. degrees from Stanford in 1989.

In addition to his duties on Stanford's radio teams, John is a senior counsel at Cisco Systems.





Numerical

No.	Name	Pos.
2	Lyons, Wayne	CB
3	Davis, Noor	ILB
3	Rector, Michael	WR
4	Martinez, Blake	ILB
4	Owusu, Francis	WR
5	Crower, Evan	QB
5	Whitfield, Kodi	FS
6	Thomas, Taijuan	CB
7	Montgomery, Ty	WR
7	Shittu, Aziz	DE
8	Hogan, Kevin	QB
8	Richards, Jordan	SS
9	Schultz, Dalton	TE
9	Vaughters, James	OLB
10	Hoffpauir, Zach	SS
10	Chryst, Keller	QB
11	Alexander, Terrence	CB
11	Jordan, Dontonio	WR
13	Stallworth, Rollins	WR
14	Rhyne, Ben	P
15	Perez, Jordan	LB
17	Burns, Ryan	QB
17	Tarpley, A.J.	ILB
18	Trojan, Jeff	WR
19	Williamson, Jordan	K
20	Okereke, Bobby	ILB
21	Brandt-Sims, Isaiah	RB/WR
21	Harris, Ronnie	CB
22	Olugbode, Kyle	SS
22	Wright, Remound	RB
23	Murphy, Alameen	CB
24	Skov, Patrick	FB
25	Carter, Alex	CB
26	Sanders, Barry	RB
27	McCaffrey, Christian	RB
28	Franklin, Denzel	S
29	Lloyd, Dallas	SS
30	Seale, Ricky	RB
31	Holder, Alijah	CB
32	Alfieri, Joey	ILB
33	Tyler, Mike	OLB
34	Kalambayi, Peter	OLB
34	Ukropina, Conrad	P/K
35	Marx, Daniel	FB
36	Ward, Lee	FB
38	Krishnamurthi, Gautam	WR
38	Pippens, Ra'Chard	CB
39	Young, Kelsey	RB
40	Hemschoot, Joe	ILB
41	Johnson, Addison	WR
42	McFadden, Pat	RB
43	Lueders, Blake	OLB
44	Palma, Kevin	ILB

Alphabetical Roster

No.	Name	Pos.	Ht.	Wt.	Yr.	Hometown (High School)
11	Alexander, Terrence	CB	5-10	180	Fr.	New Orleans, La. (John Curtis Christian)
32	Alfieri, Joey	ILB	6-3	230	Fr.	Portland, Ore. (Jesuit)
91	Anderson, Henry	DE	6-6	295	5th	Atlanta, Ga. (Woodward)
48	Anderson, Kevin	OLB	6-4	244	Sr.	Palo Alto, Calif. (Palo Alto)
74	Austin, Brendon	OT	6-6	304	Sr.	Parker, Colo. (Chaparral)
21	Brandt-Sims, Isaiah	RB/WR	5-11	180	Fr.	Wenatchee, Wash. (Wenatchee)
64	Bright, David	OT/OG	6-5	293	So.	Yorba Linda, Calif. (Mater Dei)
73	Burkett, Jesse	OT/OG	6-4	305	Fr.	St. Augustine, Fla. (Bartram Trail)
17	Burns, Ryan	QB	6-5	219	So.	Leesburg, Va. (Stone Bridge)
89	Cajuste, Devon	WR	6-4	228	Sr.	Seaford, N.Y. (Holy Cross)
95	Callihan, Lance	DT	6-3	296	Sr.	Baton Rouge, La. (Catholic)
25	Carter, Alex	CB	6-0	200	Jr.	Ashburn, Va. (Briar Woods)
46	Caspers, Johnny	OG	6-4	301	Jr.	Glen Ellyn, Ill. (Glenbard West)
45	Chandler, Calvin	SS	6-2	215	So.	Lakewood, Wash. (Bellarmine)
10	Chryst, Keller	QB	6-5	228	Fr.	Palo Alto, Calif. (Palo Alto)
80	Cotton, Eric	TE	6-6	242	So.	Nampa, Idaho (Columbia)
81	Crane, Conner	WR	6-4	198	Jr.	Lantana, Texas (John H. Guyer)
5	Crower, Evan	QB	6-5	214	Sr.	San Diego, Calif. (St. Augustine)
66	Davidson, Nick	OT	6-7	289	Jr.	Eden Prarie, Minn. (Eden Prarie)
3	Davis, Noor	ILB	6-4	235	Jr.	Leesburg, Fla. (Leesburg)
71	Fanaika, Brandon	OG	6-3	320	Fr.	Pleasant Grove, Utah (Pleasant Grove)
49	Flacco, John	SS	6-2	200	Sr.	Audubon, N.J. (Audubon)
28	Franklin, Denzel	S	6-0	195	Fr.	Smyrna, Ga. (Pace Academy)
46	Gaertner, Ryan	RB	5-10	215	So.	Atherton, Calif. (Sacred Heart)
98	Garnett, Joshua	OG	6-5	316	Jr.	Puyallup, Wash. (Puyallup)
76	Gibbons, Reilly	OT	6-6	302	Fr.	Clearwater, Fla. (St. Petersburg Catholic)
69	Grace, Jim	C	6-3	255	So.	Austin, Texas (Regents)
75	Hall, A.T.	OG	6-5	295	Fr.	Glendale, Ariz. (Brophy College Prep.)
82	Harrell, Chris	TE	6-4	238	Jr.	Missouri City, Texas (Elkins)
21	Harris, Ronnie	CB	5-10	174	Sr.	Atlanta, Ga. (Westlake)
97	Hayes, Anthony	DT	6-3	293	Sr.	Brooklyn Park, Minn. (St. Thomas Academy)
40	Hemschoot, Joe	ILB	6-1	225	5th	Lakewood, Colo. (Lakewood)
60	Hinds, Lucas	OT	6-4	290	So.	Hyde Park, Mass. (Dexter)
10	Hoffpauir, Zach	SS	6-0	193	Jr.	Glendale, Ariz. (Centennial)
8	Hogan, Kevin	QB	6-4	228	Sr.	McLean, Va. (Gonzaga College [D.C.])
31	Holder, Alijah	CB	6-2	170	Fr.	Oceanside, Calif. (Oceanside)
84	Hooper, Austin	TE	6-4	254	So.	San Ramon, Calif. (De La Salle)
86	Hopkins, Charlie	TE	6-6	262	Sr.	Spokane, Wash. (Gonzaga)
41	Johnson, Addison	WR	5-9	175	Fr.	Hayden, Idaho (Coeur d' Alene)
59	Jones, Craig	ILB	6-0	220	Jr.	Modesto, Calif. (Central Catholic)
11	Jordan, Dontonio	WR	5-11	188	Jr.	Hickory Creek, Texas (Lake Dallas)
34	Kalambayi, Peter	OLB	6-3	236	So.	Matthew, N.C. (Butler)
99	Kaumatule, Luke	DE	6-7	267	Jr.	Honolulu, Hawaii (Punahou)
68	Keller, C.J.	LS	6-3	215	Fr.	Scottsdale, Ariz. (Brophy College Prep)
38	Krishnamurthi, Gautam	WR	6-1	172	Sr.	Saratoga, Calif. (Harker)
29	Lloyd, Dallas	SS	6-3	212	Jr.	Pleasant Grove, Utah (Pleasant Grove)
55	Lohn, Nate	DT	6-3	272	Jr.	Kansas City, Mo. (Staley)
43	Lueders, Blake	OLB	6-5	260	5th	Zionsville, Ind. (Zionsville Community)
2	Lyons, Wayne	CB	6-1	196	Sr.	Ft. Lauderdale, Fla. (Dillard)
4	Martinez, Blake	ILB	6-2	234	Jr.	Tucson, Ariz. (Canyon del Oro)
35	Marx, Daniel	FB	6-2	240	Fr.	Trabuco Canyon, Calif. (Mission Viejo)
27	McCaffrey, Christian	RB	6-0	200	Fr.	Castle Rock, Colo. (Valor Christian)
42	McFadden, Pat	RB	5-10	195	So.	Sunfish Lake, Minn. (St. Thomas Academy)



No.	Name	Pos.	Ht.	Wt.	Yr.	Hometown (High School)
67	Miller, Reed	LS	6-2	225	Jr.	Encinitas, Calif. (Santa Fe Christian)
7	Montgomery, Ty	WR	6-2	215	Sr.	Dallas, Texas (St. Mark's)
23	Murphy, Alameen	CB	5-11	180	Fr.	Fort Washington, Md. (Friendly)
94	Murphy, Kyle	OT	6-7	295	Jr.	San Clemente, Calif. (San Clemente)
94	Nwafor, Ikenna	DT	6-6	300	Jr.	Irving, Texas (Cistercian)
20	Okereke, Bobby	ILB	6-3	215	Fr.	Santa Ana, Calif. (Foothill)
22	Olugbode, Kyle	SS	6-1	205	5th	San Jose, Calif. (Bellarmine)
79	Oser, Thomas	OT/OG	6-5	302	So.	Los Angeles, Calif. (Harvard-Westlake)
4	Owusu, Francis	WR	6-3	210	So.	Oxnard, Calif. (Oaks Christian)
44	Palma, Kevin	ILB	6-2	259	So.	Pixley, Calif. (Mission Oak)
58	Parry, David	DT	6-2	303	5th	Marion, Iowa (Linn-Marr)
70	Peat, Andrus	OT	6-7	312	Jr.	Chandler, Ariz. (Corona del Sol)
15	Perez, Jordan	LB	6-2	210	Fr.	Carlsbad, Calif. (Carlsbad)
66	Phillips, Harrison	DE	6-4	258	Fr.	Omaha, Neb. (Millard West)
38	Pippens, Ra'Chard	CB	6-2	202	Sr.	McDonough, Ga. (Ola)
96	Plantaric, Eddie	TE	6-5	248	5th	Orangevale, Calif. (Del Campo)
87	Pratt, Jordan	WR	6-3	213	Sr.	Monmouth, Ore. (Central)
3	Rector, Michael	WR	6-1	187	Jr.	Gig Harbor, Wash. (Bellarmine)
63	Reihner, Kevin	C	6-4	295	Sr.	Scranton, Pa. (Scranton Prep)
14	Rhyne, Ben	P	6-2	203	5th	Charlotte, N.C. (Charlotte Country Day)
8	Richards, Jordan	SS	5-11	208	Sr.	Folsom, Calif. (Folsom)
47	Robinson, Alex	P	6-0	200	So.	College Park, Ga. (Woodward)
53	Rotto, Torsten	OLB	6-2	235	Sr.	Woodbury, Minn. (Woodbury)
72	Salem, J.B.	DE	6-4	266	Sr.	Newport Beach, Calif. (Newport Beach)
26	Sanders, Barry	RB	5-10	192	Jr.	Oklahoma City, Okla. (Heritage Hall)
30	Seale, Ricky	RB	5-9	202	5th	Escondido, Calif. (Escondido)
9	Schultz, Dalton	TE	6-6	240	Fr.	South Jordan, Utah (Bingham)
7	Shittu, Aziz	DE	6-3	280	Jr.	Atwater, Calif. (Buhach Colony)
67	Shober, Sam	OLB	6-3	226	Jr.	Monroe, Wash. (Archbishop Murphy)
95	Shuler, Graham	C	6-4	282	Jr.	Franklin, Tenn. (Brentwood Academy)
19	Simmons, Brandon	S	6-0	180	Fr.	Mansfield, Texas (Timberview)
24	Skov, Patrick	FB	6-1	234	Sr.	Guadalajara, Mexico (Lawrenceville [N.J.])
13	Stallworth, Rollins	WR	6-4	197	Sr.	Reno, Nev. (McQueen)
88	Taboada, Greg	TE	6-5	231	So.	Atlanta, Ga. (Marist)
17	Tarpley, A.J.	ILB	6-2	238	5th	Plymouth, Minn. (Wayzata)
90	Thomas, Solomon	DE	6-3	255	Fr.	Coppell, Texas (Coppell)
6	Thomas, Taijuan	CB	5-10	171	So.	Monroe, La. (Ouachita Parish)
18	Trojan, Jeff	WR	6-3	195	5th	Huntington Beach, Calif. (Edison)
62	Tubbs, Austin	LS	6-0	223	Sr.	San Clemente, Calif. (San Clemente)
77	Tucker, Casey	OT	6-6	295	Fr.	Gilbert, Ariz. (Hamilton)
33	Tyler, Mike	OLB	6-5	219	So.	Brecksville, Ohio (Brecksville-Broadview Heights)
34	Ukropina, Conrad	P/K	6-1	185	Jr.	Pasadena, Calif. (Loyola)
9	Vaughters, James	OLB	6-2	254	Sr.	Stone Mountain, Ga. (Tucker)
86	Veach, Lane	OLB	6-6	235	Fr.	Chandler, Ariz. (Perry)
36	Ward, Lee	FB	6-1	245	5th	Chesterfield, Mo. (Parkway Central)
75	Watkins, Jordan	DE	6-5	275	Jr.	Decatur, Ga. (Woodward)
5	Whitfield, Kodi	FS	6-2	196	Jr.	Los Angeles, Calif. (Loyola)
19	Williamson, Jordan	K	5-11	194	5th	Austin, Texas (Westwood)
22	Wright, Remound	RB	5-9	204	Sr.	Fort Wayne, Ind. (Bishop Dwenger)
79	Yazdi, Alex	DE	6-1	261	Sr.	Cave Creek, Ariz. (Cactus Shadows)
39	Young, Kelsey	RB	5-10	195	Sr.	Norco, Calif. (Norco)
68	Yules, Sam	ILB	6-2	229	Jr.	Dartmouth, Mass. (Moses Brown [R.I])

Numerical

No.	Name	Pos.
45	Chandler, Calvin	SS
46	Gaertner, Ryan	RB
47	Robinson, Alex	P
47	Yules, Sam	ILB
48	Anderson, Kevin	OLB
49	Flacco, John	SS
50	Shober, Sam	OLB
51	Garnett, Joshua	OG
52	Shuler, Graham	C
53	Rotto, Torsten	OLB
55	Lohn, Nate	DT
57	Caspers, Johnny	OG
58	Parry, David	DT
59	Jones, Craig	ILB
60	Hinds, Lucas	OT
62	Tubbs, Austin	LS
63	Reihner, Kevin	C
64	Bright, David	OT/OG
66	Davidson, Nick	OT
66	Phillips, Harrison	DE
67	Miller, Reed	LS
68	Keller, C.J.	LS
69	Grace, Jim	C
70	Peat, Andrus	OT
71	Fanaika, Brandon	OG/OT
72	Salem, J.B.	DE
73	Burkett, Jesse	OT/OG
74	Austin, Brendon	OT
75	Hall, A.T.	OG
75	Watkins, Jordan	DE
76	Gibbons, Reilly	OT
77	Tucker, Casey	OT
78	Murphy, Kyle	OT
79	Oser, Thomas	OT/OG
79	Yazdi, Alex	DE
80	Cotton, Eric	TE
81	Crane, Conner	WR
82	Harrell, Chris	TE
84	Hooper, Austin	TE
86	Hopkins, Charlie	TE
86	Veach, Lane	OLB
87	Pratt, Jordan	WR
88	Taboada, Greg	TE
89	Cajuste, Devon	WR
90	Thomas, Solomon	DE
91	Anderson, Henry	DE
94	Nwafor, Ikenna	DT
95	Callihan, Lance	DT
96	Plantaric, Eddie	TE
97	Hayes, Anthony	DT
99	Kaumatulue, Luke	DE



Pronunciation Guide

89	Devon Cajuste.....	DEV-un kuh-JOOST
5	Evan Crower.....	same 'crow' as 'crowd'
3	Noor Davis.....	nor
71	Brandon Fanaika	fuh-NAH-kuh
49	John Flacco.....	FLACK-oh
46	Ryan Gaertner.....	gert-nur
82	Chris Harrell.....	hair-UHL
40	Joe Hemschoot.....	HEM-scott
10	Zach Hoffpauir.....	hoff-power
14	Dontonio Jordan	dawn-tone-ee-oh
34	Peter Kalambayi.....	CAL-am-BYE
99	Luke Kaumatule	comma-TOO-lay
55	Nate Lohn.....	lone
43	Blake Lueders.....	lewders
60	Brian Moran	MORE-ann
94	Ikenna Nwafor	eh-kenna wah-fur
20	Bobby Okereke	oh-kuh-REE-kay
22	Kyle Olugbode	oh-lou-BOW-day
84	Thomas Oser.....	OH-sur
4	Francis Owusu	OH-woo-sue
70	Andrus Peat	ANN-druss pete
38	Ra'Chard Pippens.....	ruh-shard
96	Eddie Plantaric	plan-TEAR-ick
63	Kevin Reihner.....	REE-nur
14	Ben Rhyne.....	rhine
53	Torsten Rotto.....	tore-stin ROT-oh
72	J.B. Salem	say-lum
30	Ricky Seale.....	seal
7	Aziz Shittu	uh-ZEEZ SHITT-too
24	Patrick Skov.....	skove
88	Greg Taboada	ta-BWAH-duh
6	Taijuan Thomas.....	TIE-juan
34	Conrad Ukropina.....	you-CROW-pee-nuh
9	James Vaughters.....	VAW-tuhrs
22	Remound Wright	ruh-mond

Positional Roster

Defensive Backs

No.	Name	Pos.
2	Lyons, Wayne	CB
5	Whitfield, Kodi	FS
6	Thomas, Taijuan	CB
8	Richards, Jordan.....	SS
10	Hoffpauir, Zach	SS
11	Alexander, Terrence.....	CB
21	Harris, Ronnie	CB
22	Olugbode, Kyle.....	SS
23	Murphy, Alameen.....	CB
25	Carter, Alex.....	CB
28	Franklin, Denzel	S
29	Lloyd, Dallas.....	SS
31	Holder, Alijah.....	CB
38	Pippens, Ra'Chard.....	CB
45	Chandler, Calvin	SS
49	Flacco, John	SS

Defensive Line

No.	Name	Pos.
7	Shittu, Aziz	DE
55	Lohn, Nate.....	DE
58	Parry, David.....	DT
66	Phillips, Harrison	DE
72	Salem, J.B.	DE
75	Watkins, Jordan.....	DE
79	Yazdi, Alex	DE
90	Thomas, Solomon	DE
91	Anderson, Henry	DE
94	Nwafor, Ikenna	DT
95	Callihan, Lance	DT
97	Hayes, Anthony.....	DT
99	Kaumatule, Luke.....	DE

Linebackers

No.	Name	Pos.
3	Davis, Noor.....	ILB
4	Martinez, Blake	ILB
9	Vaughters, James	OLB
15	Perez, Jordan.....	LB
17	Tarpley, A.J.	ILB
20	Okereke, Bobby.....	ILB
32	Alfieri, Joey.....	ILB
33	Tyler, Mike.....	OLB
34	Kalambayi, Peter	OLB
40	Hemschoot, Joe.....	ILB
43	Lueders, Blake	OLB
44	Palma, Kevin	ILB
47	Yules, Sam.....	ILB
48	Anderson, Kevin.....	OLB
50	Shober, Sam.....	OLB
53	Rotto, Torsten.....	OLB
59	Jones, Craig.....	ILB
86	Veach, Lane.....	OLB

Offensive Line

No.	Name	Pos.
51	Garnett, Joshua	OG
52	Shuler, Graham.....	C
57	Caspers, Johnny	OG
60	Hinds, Lucas.....	OT
63	Reihner, Kevin.....	C
64	Bright, David	OT/OG
66	Davidson, Nick	OT
69	Grace, Jim	C
70	Peat, Andrus.....	OT
71	Fanaika, Brandon.....	OG/OT
73	Burkett, Jesse	OT/OG
74	Austin, Brendon	OT
75	Halll, A.T.....	OG
76	Gibbons, Reilly	OT
77	Tucker, Casey	OT
78	Murphy, Kyle	OT
79	Oser, Thomas.....	OT/OG

Running Backs

No.	Name	Pos.
21	Brandt-Sims, Isaiah	RB/WR
22	Wright, Remound.....	RB
24	Skov, Patrick	FB
26	Sanders, Barry	RB
27	McCaffrey, Christian.....	RB
30	Seale, Ricky	RB
35	Marx, Daniel	FB
36	Ward, Lee	FB
39	Young, Kelsey.....	RB
42	McFadden, Pat	RB
46	Gaertner, Ryan	RB

Specialists

No.	Name	Pos.
14	Rhyne, Ben	P
19	Williamson, Jordan.....	K
34	Ukropina, Conrad	P/K
47	Robinson, Alex	P
62	Tubbs, Austin	LS
67	Miller, Reed	LS
68	Keller, C.J.....	LS

Tight Ends

No.	Name	Pos.
9	Schultz, Dalton.....	TE
80	Cotton, Eric	TE
82	Harrell, Chris	TE
84	Hooper, Austin.....	TE
86	Hopkins, Charlie	TE
88	Taboada, Greg	TE
96	Plantaric, Eddie	TE

Wide Receivers

No.	Name	Pos.
3	Rector, Michael	WR
4	Owusu, Francis.....	WR
7	Montgomery, Ty.....	WR
11	Jordan, Dontonio.....	WR
13	Stallworth, Rollins	WR
18	Trojan, Jeff	WR
38	Krishnamurthi, Gautam....	WR
41	Johnson, Addison	WR
81	Crane, Conner	WR
87	Pratt, Jordan.....	WR
89	Cajuste, Devon.....	WR

Quarterbacks

No.	Name	Pos.
5	Crower, Evan.....	QB
8	Hogan, Kevin.....	QB
10	Chryst, Keller.....	QB
17	Burns, Ryan	QB



Social Media Directory

@StanfordFBall • #GoStanford • #NerdNation

Terrence Alexander @Terrence_9
 Joey Alfieri @JAlfieri4
 Henry Anderson @HenryAnderson91
 Kevin Anderson @kanderson48
 Brendon Austin @Aust1n74
 Isaiah Brandt-Sims @IBrandtSims
 Jesse Burkett @JesseBurket76
 Ryan Burns @RyanBurns16
 Devon Cajuste @speedracer13193
 Lance Callihan @LCdaPandaMan
 Johnny Caspers @jcasps57
 Calvin Chandler @CalvinChandler
 Keller Chryst @KellerChryst
 Eric Cotton @ForlifeEric
 Conner Crane @ccrane__10
 Evan Crower @ECrower5
 Nick Davidson @NickDav45
 John Flacco @jflak09
 Denzel Franklin @D_Frank1
 Joshua Garnett @IamJoshG
 Reilly Gibbons @ReillyGibbons
 A.T. Hall @BigATHall
 Chris Harrell @Harrell_72
 Anthony Hayes @anthonyhayes97
 Lucas Hinds @BigLucas63
 Kevin Hogan @khoagie8
 Alijah Holder @AlijaHolder24
 Charlie Hopkins @92chopkins
 Craig Jones @CraigJones_30
 Dontonio Jordan @DontonioJordan
 Peter Kalambayi @Doggnasty34
 Luke Kaumatule @lukekaumatule
 C.J. Keller @CJKeller14
 Dallas Lloyd @DallasLloyd
 Nate Lohn @NateLohn
 Blake Lueders @BlakeLueders
 Wayne Lyons @wlyons21
 Blake Martinez @Big_Blake4
 Christian McCaffrey @CMcCaffrey5
 Pat McFadden @mcfadden_pat
 Ty Montgomery @TyMontgomery2
 Alameen Murphy @PrimetimeMeen4
 Ikenna Nwafor @BigIke94
 Bobby Okereke @BobbyOkereke
 David Olson @d_ols
 Kyle Olugbode @KyleOlugbode
 Thomas Oser @toser2
 Francis Owusu @francis_owusu4
 Kevin Palma @KevinPalma85
 David Parry @DavidParry58
 Andrus Peat @AndrusPeat
 Jordan Perez @JPerez4444
 Harrison Phillips @HorribleHarry66
 Jordan Pratt @JordanPratt87
 Alex Robinson @arobkicker
 Michael Rector @MichaelRector
 Kevin Reihner @OscarMyrReihner
 Ben Rhyne @das_boot14

Torsten Rotto @TRotto53
 JB Salem @JB_Salem
 Barry Sanders @BarryJSanders26
 Dalton Shultz @BinghamBaller9
 Aziz Shittu @AzizShittu
 Sam Shober @samshobear
 Graham Shuler @GrahamShuler
 Brandon Simmons @GoldenMongoose2
 Patrick Skov @PatrickSkov7
 Greg Taboada @gTab_94
 A.J. Tarpley @AJTarpley
 Solomon Thomas @SollyThomas90
 Taijuan Thomas @TopNotchThomas
 Jeff Trojan @JeffreyTroj
 Casey Tucker @CaseyTuker77
 Mike Tyler @Mike_Tyler83
 Conrad Ukropina @ConradUkropina
 Cole Underwood @cwood50
 James Vaughters @QueliusCampbell
 Lance Veach @SonOfAV3ach
 Lee Ward @LeeWard36
 Jordan Watkins @Big75Fella
 Kodi Whitfield @KodiWhitfield
 Remound Wright @Blaq_Cognizance
 Alex Yazdi @ShnozzberryYaz

Coaching Staff

David Shaw @CoachDavidShaw
 Duane Akina @CoachAkina
 Pete Alamar @PeteAlamar
 Lance Anderson @CoachL_Anderson
 Mike Bloomgren @mbloom11
 Peter Hansen @PHansen14
 Randy Hart @CoachRandyHart
 Jarrett Huk @StanfordHuk
 Brad Idzik @Idz10
 Greg Mangan @FBCoachGM
 Tavita Pritchard @TavitaP
 Lance Taylor @CoachLT39
 Morgan Turner @CoachMTurner

Football Staff

Ryan Devlin @DJMosDev
 Matt Doyle MDoyle76
 Mike Eubanks @MAEubanks
 Ron Lynn @RWLynn3
 Jon Oswald @Jonozwald
 Callie Seidman @CalJoySeid

Football Communications Staff

Kurt Svoboda @KSvoboda
 Ben Blevins @bennyblev
 Alan George @TreeSIDJorge
 Brett Moore @MooreBrett


- CardinalRedFootball.com
- GoStanford.com
- GoStanford.com/FrontRow
- tagboard.com/GoStanford

- facebook.com/StanfordFBall
- facebook.com/StanfordAthletics

- instagram.com/StanfordFBall
- instagram.com/GoStanford

- youtube.com/StanfordAthletics

@StanfordFBall
 @Stanford
 @GoStanford
 @Stanford_AD
 @SU_SportsMed
 @SU_Performance
 @CardinalChannel
 @GoStanford_Tix





Geographical Breakdown

Arizona (8)

Player.....Hometown..... High School
 A.T. Hall.....Glendale.....Brophy College Prep.
 Zach Hoffpauir.....Glendale.....Centennial
 C.J. Keller.....Scottsdale.....Brophy College Prep.
 Blake Martinez.....Tucson.....Canyon del Oro
 Andrus Peat.....Chandler.....Corona del Sol
 Casey Tucker.....Gilbert.....Hamilton
 Lane Veach.....Chandler.....Perry
 Alex Yazdi.....Cave Creek.....Cactus Shadows

California (28)

Player.....Hometown..... High School
 Kevin Anderson.....Palo Alto.....Palo Alto
 David Bright.....Yorba Linda.....Mater Dei
 Keller Chryst.....Palo Alto.....Palo Alto
 Evan Crower.....San Diego.....St. Augustine
 Ryan Gaertner.....Atherton.....Sacred Heart Prep
 Alijah Holder.....Oceanside.....Oceanside
 Austin Hooper.....San Ramon.....De La Salle
 Craig Jones.....Modesto.....Central Catholic
 Gautum Krishnamurthi.....Saratoga.....Harker School
 Daniel Marx.....Trabuco Canyon.....Mission Viejo
 Reed Miller.....Encinitas.....Santa Fe Christian
 Kyle Murphy.....San Clemente.....San Clemente
 Bobby Okereke.....Santa Ana.....Foothill
 Kyle Olugbode.....San Jose.....Bellarmine Prep
 Thomas Oser.....Los Angeles.....Harvard-Westlake
 Francis Owusu.....Oxnard.....Oaks Christian
 Kevin Palma.....Pixley.....Misson Oak
 Jordan Perez.....Carlsbad.....Carlsbad
 Eddie Plantaric.....Orangevale.....Del Campo
 Jordan Richards.....Folsom.....Folsom
 J.B. Salem.....Newport Beach.....Newport Beach
 Ricky Seale.....Escondido.....Escondido
 Aziz Shittu.....Atwater.....Buhach Colony
 Jeff Trojan.....Huntington Beach.....Edison
 Austin Tubbs.....San Clemente.....San Clemente
 Conrad Ukropina.....Pasadena.....Loyola
 Kodi Whitfield.....Los Angeles.....Loyola
 Kelsey Young.....Norco.....Norco

Colorado (3)

Player.....Hometown..... High School
 Brendon Austin.....Parker.....Chaparral
 Joe Hemschoot.....Lakewood.....Lakewood
 Christian McCaffrey.....Castle Rock.....Valor Christian

Florida (4)

Player.....Hometown..... High School
 Jesse Burkett.....St. Augustine.....Bartram Trail
 Noor Davis.....Leesburg.....Leesburg
 Reilly Gibbons.....Clearwater.....St. Petersburg Catholic
 Wayne Lyons.....Ft. Lauderdale.....Dillard

Georgia (8)

Player.....Hometown..... High School
 Henry Anderson.....Atlanta.....Woodward Acad.
 Denzel Franklin.....Smyrna.....Pace Acad.
 Ronnie Harris.....Atlanta.....Westlake
 Ra'Chard Pippins.....McDonough.....Ola
 Alex Robinson.....College Park.....Woodward Acad.
 Greg Taboada.....Atlanta.....Marist
 James Vaughters.....Stone Mountain.....Tucker
 Jordan Watkins.....Decatur.....Woodward Acad.

Hawai'i (1)

Player.....Hometown..... High School
 Luke Kaumatale.....Honolulu.....Punahou

Idaho (2)

Player.....Hometown..... High School
 Eric Cotton.....Nampa.....Columbia
 Addison Johnson.....Hayden.....Coeur d' Alene

Illinois (1)

Player.....Hometown..... High School
 Johnny Caspers.....Glen Ellyn.....Glenbard West

Indiana (2)

Player.....Hometown..... High School
 Blake Lueders.....Zionsville.....Zionsville Community
 Remound Wright.....Fort Wayne.....Bishop Dwenger

Iowa (1)

Player.....Hometown..... High School
 David Parry.....Marion.....Linn-Mar

Louisiana (3)

Player.....Hometown..... High School
 Terrence Alexander.....New Orleans.....John Curtis Christian
 Lance Callihan.....Baton Rouge.....Catholic
 Taijuan Thomas.....Monroe.....Ouachita Parish

Maryland (1)

Player.....Hometown..... High School
 Alameen Murphy.....Fort Washington.....Friendly

Massachusetts (2)

Player.....Hometown..... High School
 Lucas Hinds.....Hyde Park.....Dexter
 Sam Yules.....Dartmouth.....Moses Brown

Minnesota (5)

Player.....Hometown..... High School
 Nick Davidson.....Eden Prairie.....Eden Prairie
 Anthony Hayes.....Brooklyn Park.....St. Thomas Acad.
 Pat McFadden.....Sunfish Lake.....St. Thomas Acad.
 Torsten Rotto.....Woodbury.....Woodbury
 A.J. Tarpley.....Plymouth.....Wayzata

Missouri (2)

Player.....Hometown..... High School
 Nate Lohn.....Kansas City.....Staley
 Lee Ward.....Chesterfield.....Parkway Central

Nebraska (1)

Player.....Hometown..... High School
 Harrison Phillips.....Omaha.....Millard West

Nevada (1)

Player.....Hometown..... High School
 Rollins Stallworth.....Reno.....Robert McQueen

New Jersey (1)

Player.....Hometown..... High School
 John Flacco.....Audubon.....Audubon

New York (1)

Player.....Hometown..... High School
 Devon Cajuste.....Seaford.....Holy Cross

North Carolina (2)

Player.....Hometown..... High School
 Peter Kalambayi.....Matthews.....Butler
 Ben Rhyne.....Charlotte.....Charlotte Country Day

Ohio (1)

Player.....Hometown..... High School
 Mike Tyler.....Brecksville.....Brecksville-Broadview Hts.

Oklahoma (1)

Player.....Hometown..... High School
 Barry Sanders.....Oklahoma City.....Heritage Hall

Oregon (2)

Player.....Hometown..... High School
 Joey Alfieri.....Portland.....Jesusuit
 Jordan Pratt.....Monmouth.....Central

Pennsylvania (1)

Player.....Hometown..... High School
 Kevin Reihner.....Scranton.....Scranton Prep

Tennessee (1)

Player.....Hometown..... High School
 Graham Shuler.....Franklin.....Brentwood Acad.

Texas (10)

Player.....Hometown..... High School
 Conner Crane.....Lantana.....John H. Guyer
 Jim Grace.....Austin.....Regents
 Chris Harrell.....Missouri City.....Elkins
 Dontonio Jordan.....Hickory Creek.....Lake Dallas
 Ty Montgomery.....Dallas.....St. Marks School
 Ikenna Nwafor.....Irving.....Cistercian Prep
 Brandon Simmons.....Mansfield.....Timberview
 Solomon Thomas.....Coppell.....Coppell
 Cole Underwood.....Denton.....John H. Guyer
 Jordan Williamson.....Austin.....Westwood

Utah (3)

Player.....Hometown..... High School
 Brandon Fanaika.....Pleasant Grove.....Pleasant Grove
 Dallas Lloyd.....Pleasant Grove.....Pleasant Grove
 Dalton Schultz.....South Jordan.....Bingham

Virginia (3)

Player.....Hometown..... High School
 Ryan Burns.....Leesburg.....Stone Bridge
 Alex Carter.....Ashburn.....Briar Woods
 Kevin Hogan.....McLean.....Gonzaga College (D.C.)

Washington (6)

Player.....Hometown..... High School
 Isaiah Brandt-Sims.....Wenatchee.....Wenatchee
 Calvin Chandler.....Lakewood.....Bellarmine
 Joshua Garnett.....Puyallup.....Puyallup
 Charlie Hopkins.....Spokane.....Gonzaga Prep
 Michael Rector.....Gig Harbor.....Bellarmine Prep
 Sam Shober.....Monroe.....Archbishop Murphy

International (1)

Player.....Hometown..... High School
 Patrick Skov.....Guadalajara, Mexico.....The Lawrenceville School (N.J.)



STANFORD

I AM STANFORD



STANFORD UNIVERSITY

Located between San Francisco and San Jose in the heart of Silicon Valley, Stanford University is recognized as one of the world's leading research and teaching institutions.

Leland and Jane Stanford founded the University to “promote the public welfare by exercising an influence on behalf of humanity and civilization.” Stanford opened its doors in 1891. More than a century later, it remains dedicated to finding solutions to the great challenges of the day and to prepare students for leadership in today's complex world.

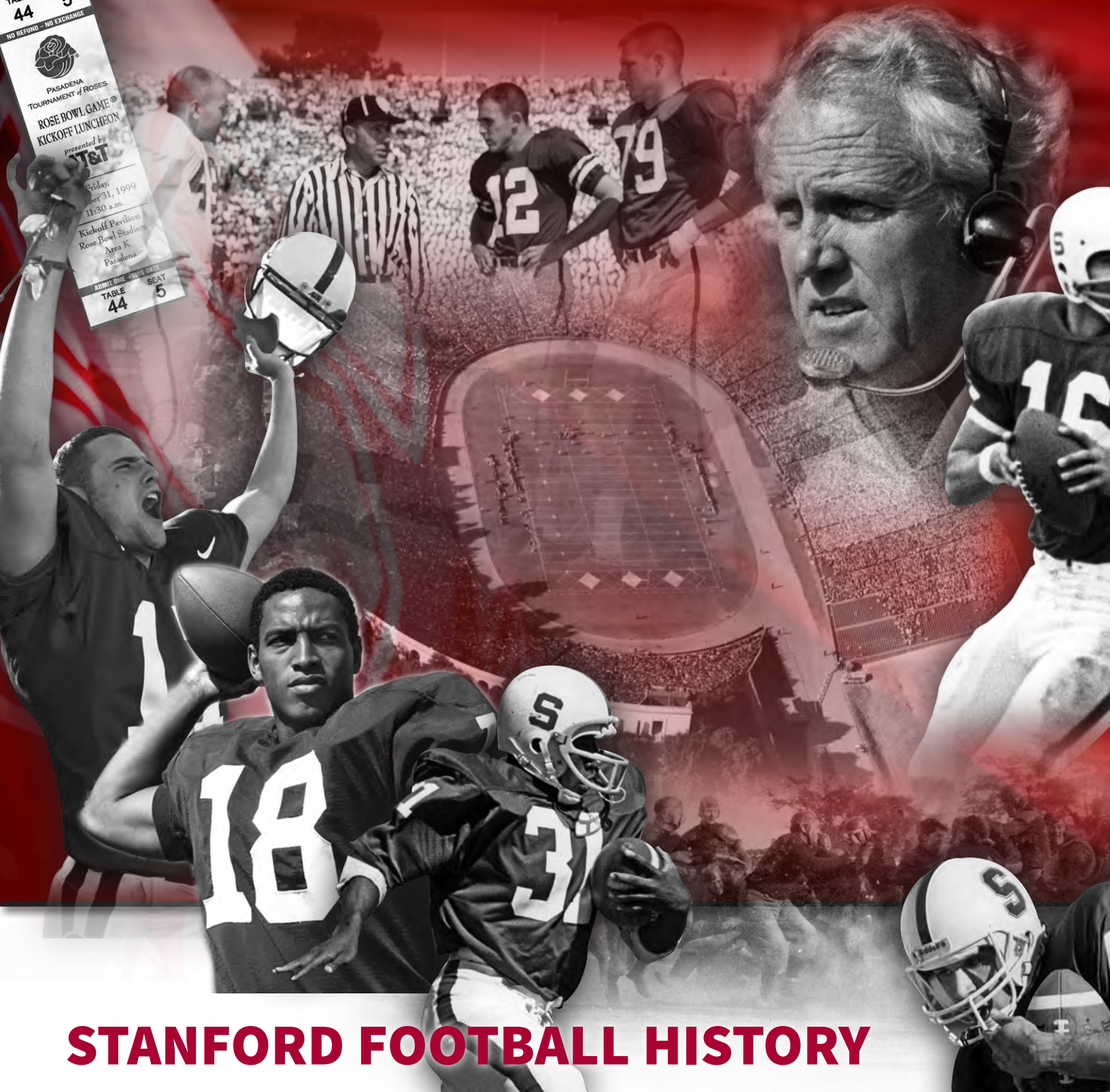
STANFORD'S CURRENT COMMUNITY OF SCHOLARS INCLUDES

- 19 Nobel laureates
- 4 Pulitzer Prize winners
- 24 MacArthur Fellows
- 18 recipients of the National Medal of Science
- 2 National Medal of Technology recipients
- 268 members of the American Academy of Arts and Sciences
- 152 members of the National Academy of Sciences
- 95 National Academy of Engineering members
- 66 members of the Institute of Medicine
- 31 members of the National Academy of Education
- 52 American Philosophical Society members
- 7 Wolf Foundation Prize winners



IRIS & B. GERALD CANTOR
CENTER for VISUAL ARTS
STANFORD UNIVERSITY





STANFORD FOOTBALL HISTORY

25 Bowl Appearances • **14** Rose Bowl Appearances • **11** Bowl Championships
5 BCS Appearances • **15** Conference Championships • **8** Pac-12 Players of the Year
64 First Team All-Americans • **25** College Football Hall of Fame Members • **4** NFL Hall of Famers
1 Heisman Trophy Winner • **1** Walter Camp Football Foundation Player of the Year
1 Biletnikoff Award Winner • **1** Doak Walker Award Winner • **1** Paul Hornung Award Winner
2 Morris Trophy Winners • **2** Maxwell Award Winners • **2** National Coaches of the Year
13 Pop Warner Trophy Winners



86th Rose Bowl Game

Intercollegiate Football
 Saturday, January 1, 2000
 Total Price \$110.00
 Admission \$25.00

TUNNEL	ROW	SEAT	ENTER-GATE
9	40	117	D

Rose Bowl

Intercollegiate Football
 Saturday, January 1, 2000
 Total Price \$110.00
 Admission \$25.00

TUNNEL	ROW	SEAT	ENTER-GATE
9	40	118	D

Rose Bowl


Intercollegiate Football
 Saturday, January 1, 2000
 Total Price \$110.00
 Admission \$25.00

TUNNEL	ROW	SEAT	ENTER-GATE
9	40	115	D

Rose Bowl

Intercollegiate Football
 Saturday, January 1, 2000
 Total Price \$110.00
 Admission \$25.00

TUNNEL	ROW	SEAT	ENTER-GATE
9	40	116	D



Steve Stenstrom

Trent Edwards

Todd Husak

John Elway

Andrew Luck

John Paye

TRADITION OF QUARTERBACK EXCELLENCE

Beginning with Frankie Albert, who earned All-America honors in 1940 and '41, and continuing with the likes of Bobby Garrett, John Brodie, Jim Plunkett, Mike Boryla, Guy Benjamin, John Elway, John Paye, Steve Stenstrom, Todd Husak, Trent Edwards and Andrew Luck, Stanford has enjoyed a long tradition of excellence at the quarterback position for eight decades.

Plunkett won the 1970 Heisman Trophy and finished his career with a school and NCAA record 7,887 yards in total offense.

After engineering Stanford's 27-17 upset victory over Ohio State in the 1971 Rose Bowl, Plunkett was the No. 1 pick in the 1971 NFL Draft by the New England Patriots.

Luck presided over the three most prolific offenses in school history from 2009-11, leading the Cardinal to three straight bowl appearances and a top-10 ranking.

Four former Stanford quarterbacks – Garrett, Plunkett, Elway and Luck – were No. 1 picks in the NFL Draft while Brodie was a first round draft pick by the San Francisco 49ers in 1956. No other school has more than two.

Four Stanford quarterbacks – Plunkett (XV, XVIII), Elway (XXI, XXII, XXIV, XXXII, XXXIII), Turk Schonert (XVI, XXIII) and Guy Benjamin (XVI) – have combined to play in 10 Super Bowls, winning five rings and earning two Super Bowl MVP awards.

Stanford quarterbacks have also left an indelible mark in the evolution of the game. Albert was part of Clark Shaughnessy's T-formation scheme that revolutionized college football in the early 1940's. Under Albert's direction, Stanford was recognized as national champions by several polls following its undefeated season in 1940, which culminated with a 21-3 victory over Nebraska in the Rose Bowl.

Stanford Quarterbacks in the NFL

Frankie Albert	1st	San Francisco 49ers (1946-52)
Guy Benjamin	2nd	Miami Dolphins (1978-79), New Orleans Saints (1980), San Francisco 49ers (1981-84)
Mike Boryla	4th	Philadelphia Eagles (1974-76), Tampa Bay Buccaneers (1978)
John Brodie	1st	San Francisco 49ers (1957-73)
Steve Dils	4th	Minnesota Vikings (1979-83), Los Angeles Rams (1984-87), Atlanta Falcons (1988), Los Angeles Rams (1989)
Trent Edwards	3rd	Buffalo Bills (2007-10), Jacksonville Jaguars (2010), Oakland Raiders (2011, 2014), Philadelphia Eagles (2012), Chicago Bears (2013)
John Elway	1st	Denver Broncos (1983-98)
Randy Fasani	5th	Carolina Panthers (2002)
Bob Garrett	1st	Green Bay Packers (1954)
Todd Husak	6th	Washington Redskins (2000), Denver Broncos (2001), New York Jets (2002-03), Cleveland Browns (2004)
Chad Hutchinson		Dallas Cowboys (2002-03), Chicago Bears (2004)
Chris Lewis		Arizona Cardinals (2004)
Dave Lewis	5th	Cincinnati Bengals (1970-73)
Andrew Luck	1st	Indianapolis Colts (2012-present)
Dick Norman	5th	Chicago Bears (1961)
John Paye	10th	San Francisco 49ers (1987-88)
Hampton Pool	7th	Chicago Bears (1940-43)
Jim Plunkett	1st	New England Patriots (1971-75), San Francisco 49ers (1976-77), Oakland Raiders (1978-81), Los Angeles Raiders (1982-86)
Turk Schonert	9th	Cincinnati Bengals (1980-85; 87-89), Atlanta Falcons (1986)
Steve Stenstrom	4th	Chicago Bears (1995-98), San Francisco 49ers (1999)

Frankie Albert

John Brodie

Stanford's Super Bowl Quarterbacks

Guy Benjamin, San Francisco 49ers (XVI)
 John Elway, Denver Broncos (XXI, XXII, XXIV, XXXII, XXXIII)
 Jim Plunkett, Oakland Raiders (XV, XVIII)
 Turk Schonert, Cincinnati Bengals (XVI, XXIII)

Super Bowl MVPs

John Elway (XXXIII)
 Jim Plunkett (XV)

Bob Garrett

Guy Benjamin

Chad Hutchinson

Jim Plunkett

Steve Dils

Heisman Trophy Winner

Jim Plunkett (1970)

First Team All-Americans

Frankie Albert (1940, '41)
 Guy Benjamin (1977)
 Mike Boryla (1973)
 John Brodie (1956)
 John Elway (1980, '82)
 Bob Garrett (1953)
 Andrew Luck (2011)
 Jim Plunkett (1970)



John Elway
Two-Time All-American

Coby Fleener

Zach Ertz

Ernie Nevers

Pat Donovan
Two-Time
All-American

Dave Wyman

Bob Whitfield
Two-Time All-American

Paul Wiggin
Two-Time All-American

Andrew Luck

Chase Thomas

David DeCastro

Jonathan Martin

Ken Margerum
Two-Time All-American

Bobby
Grayson
Two-Time
All-American

David Yankey

Toby Gerhart

Tank Williams


Eric Holtmann

Owen Marcic

Troy Walters



Jim Plunkett



Bill Corbus
Two-Time All-American



Frankie Albert
Two-Time All-American

ALL-AMERICA TRADITION

Beginning with Jim Lawson in 1924 and continuing to Toby Gerhart, Owen Marcic, Chase Beeler, Andrew Luck, David DeCastro, Jonathan Martin, Coby Fleener, Chase Thomas, Zach Ertz and David Yankey of present day, 64 Stanford student-athletes have earned first team All-America status over the years.

Nine players – Frankie Albert, Bill Corbus, Pat Donovan, John Elway, Bobby Grayson, Ken Margerum, Monk Moscrip, Bob Whitfield and Paul Wiggin – are included on Stanford's list of two-time All-Americans.



Chase Beeler

Jeff Siemon




John Ralston




Pop Warner



Bill Walsh




Chuck Taylor




Jack Christiansen




Tyrone Willingham



Clark Shaughnessy



Walter Camp



Jim Harbaugh

Former Stanford Coaches Who Have Become NFL Coaches

Phil Bengston • Brian Billick • Monte Clark • Jack Christiansen • Gunther Cunningham • Rob Dowhower • Jim Fassel • Denny Green • Ray Handley • Jim Harbaugh • Norb Hecker • Jim Mora • Mike Nolan • John Ralston • Rod Rust • George Siefert • Dick Vermeil • Bill Walsh • Mike White • Paul Wiggin • Bob Gambold

Stanford Assistant Coaches Who Have Become Division I Head Coaches

Steve Axman • Dave Baldwin • Bill Cubit • Jack Harbaugh • Tom Holmoe • Al Lavan • Sonny Lubick • Derek Mason • Tony Samuel • Mike Sanford • Terry Shea • Homer Smith • Willie Taggart • Roger Theder • Ron Turner • Fred vonAppen • Bob Waters • Tom Williams

COACHING LEGACY





STANFORD AND THE NFL

Stanford has had 230 players drafted by professional football teams since 1936, including 18 players who have been selected in the first round. Dating back to 1988, Stanford has had 71 players drafted by NFL teams, including 29 selections in the last eight years.

Over the years, former Stanford players and coaches have been well-represented in the Super Bowl. A total of 36 former Cardinal players have made 61 Super Bowl appearances while 20 former Stanford coaches have been on the sidelines during the Super Bowl, including six in a head coaching capacity. Twelve former Stanford players have appeared in multiple Super Bowls, with John Elway leading the way with five Super Bowl showings.

Four members of the Stanford football family – Ernie Nevers, James Lofton, John Elway and Bill Walsh – have been inducted into the NFL's Hall of Fame in Canton, Ohio.



Alex Smith

Jonathan Martin

Greg Camarillo

Thomas Keiser

David DeCastro

Jim Dray

James Lofton

Doug Baldwin

Trent Edwards

Cory Wire

Zach Ertz

Ryan Whalen

Oshiomogho Atogwe

Owen Marecic

John Lynch



GAME DAY EXPERIENCE

Fun on the Farm

With one of the most beautiful on-campus stadiums in the country, surrounded by groves of ancient eucalyptus and oak trees that have stood watch over a proud football tradition that dates back to 1891 serving as a backdrop, game day at Stanford is full of tradition, color and pageantry.

The Walk, tailgating in Chuck Taylor Grove, the Leland Stanford Junior University Marching Band, the Tree, the Dollies, an enthusiastic student section and proud alumni following are all part of the game day experience at Stanford.





ESPN COLLEGE GAMEDAY





John Lynch

John Elway

Toby Gerhart

Wopamo Osaisai

Tyler Gaffney

Chad Hutchinson

Zach Hoffpauir

Toi Cook

TWO-SPORT ATHLETES

Success Beyond Football

Stanford football players have not limited their success to the gridiron, with NCAA and Olympic champions rounding out an impressive list of multi-sport athletes.

Stanford has a long and storied tradition of two-sport athletes. Throughout the years, several Cardinal football players have not only participated in another sport, but have earned All-America honors, won NCAA championships and set school and national records.

From the early days of the great Ernie Nevers, who played baseball at Stanford and went on to play professionally with the St. Louis Browns, to future NFL Hall of Famer John Elway, who played in the New York Yankees' organization one summer, Stanford football players have been given the opportunity to shine in other sports. Some other great Stanford football players who starred in another sport include Bob Mathias, a two-time Olympic Decathlon Gold Medalist; Mark Marquess, Stanford's head baseball coach since 1977; Darrin Nelson, the Cardinal's all-time leading rusher and a standout in track & field; James Lofton, NCAA champion in the long jump; John Lynch, who was drafted as a pitcher by the Florida Marlins; and Chad Hutchinson, a starting quarterback in the NFL and former Major League Baseball pitcher.



SEASON PREVIEW

2014 Preseason Notes

Cardinal Rising

- Stanford has compiled a 54-13 (.806) record since 2009, finishing 8-5 in 2009, 12-1 in 2010, 11-2 in 2011, 12-2 in 2012 and 11-3 last season.
- Stanford has three wins in the last two years over the AP's No. 1 and No. 2 ranked teams. Over the same stretch, the rest of college football has combined for five wins over No. 1/2 ranked teams.

Nation's Top Winning Percentages

Since 2009

Alabama	60-7	.896
Boise State	56-8	.875
Oregon	57-9	.864
Ohio State	53-11	.828
Stanford	54-13	.806
LSU	52-13	.800
Oklahoma State	50-14	.781
Northern Illinois	53-15	.779
Oklahoma	51-15	.773
TCU	47-17	.735

Since 2010

Oregon	47-6	.887
Alabama	46-7	.867
Stanford	46-8	.852
Boise State	42-8	.840
Northern Illinois	46-9	.836
Ohio State	42-9	.824
LSU	43-9	.827
Florida State	45-10	.818
Oklahoma	43-10	.811
Oklahoma State	41-10	.804
South Carolina	40-11	.784

- Stanford and Oregon are the only FBS teams with at least 11 wins in each of the last four seasons.
- Stanford, Alabama, Florida State and Oregon are the only FBS teams with at least 10 wins in each of the last four seasons.
- Stanford is one of just five schools to play in four straight BCS games.
- Stanford is one of just three Power-5 teams with 46 or more wins over the past four seasons (Alabama, Oregon).

Power-5 Winningest Programs

Since 2010

Oregon	47-6	.887	Stanford	46-8	.852
Alabama	46-7	.867	Florida State	45-10	.818



Jordan Richards

Home Boys

- Stanford's active 16-game home winning streak is the second-longest in the nation behind South Carolina (17). The Cardinal is 37-3 (.925) at Stanford Stadium since the final home game of 2007.
- Over the past four seasons, Stanford owns a 26-1 record at Stanford Stadium which includes an 11-1 clip against top 25 opponents.

Winningest Home Programs

Since 2010

Program (Overall W-L)	Home Losses	Program (Overall W-L)	Home Losses
Stanford (46-8)	1	Alabama (46-7)	3
LSU (43-9)	1	Baylor (36-16)	3
Ohio State (42-9)	2	Georgia (36-18)	3
Oregon (47-6)	2	Oklahoma (43-10)	3
South Carolina (40-11)	2	Wisconsin (39-15)	3

- Stanford is 10-0 in its last 10 home games against non-conference opponents. Its last loss came against Notre Dame in 2007.
- Stanford is 13-1 (.929) at home against opponents ranked in either the AP or USA Today Coaches polls since 2009 (4-1 vs. top 10), including wins over No. 25 Notre Dame (2013), No. 2 Oregon (2013), No. 9 UCLA (2013), No. 15 Washington (2013), No. 23 Arizona State (2013), No. 2 USC (2012), No. 7 Oregon (2009), No. 13 Arizona (2010), No. 13 Oregon State (2012), No. 17 UCLA (2012 Pac-12 Football Championship Game), No. 22 Washington (2011), No. 22 Notre Dame (2011) and No. 24 Washington (2009).
 - The lone home loss to a ranked opponent since 2009 came at the hands of No. 6 Oregon (2011).

Tough Ticket

- Stanford sold out its season ticket allotment for the first time in school history last year with more than 33,000 tickets sold by early June. In addition to season tickets, Stanford reserves 5,000 student tickets for every game -- at least 71.4 percent of Stanford's undergraduate population of 6,999 could be in attendance for most games.

Returning Statistical Leaders

Rushing	GP	Att.	Yards	Avg.	TD	Avg/G
Kevin Hogan	14	84	355	4.2	2	25.4
Ty Montgomery	13	13	159	12.2	2	11.4
Kelsey Young	14	14	110	7.9	1	7.9

Passing	GP	Comp-Att-Int	TD	Yards
Kevin Hogan	14	180-295-10	20	2,630

Receiving	GP	Rec	Yds	Avg	TD	LG
Ty Montgomery	14	61	958	15.7	10	72
Devon Cajuste	13	28	642	22.9	5	78
Michael Rector	14	14	431	30.8	3	48
Jordan Pratt	14	12	148	12.3	0	35

Defense	UA-A-T	TFL-Yds	Sacks-Yds	Int-Yds	FR	FF
A.J. Tarpley	52-41-93	5.0-14	1.0-5	1-15	0	1
Wayne Lyons	41-28-69	4.5-7	0-0	2-0	0	2
Jordan Richards	40-29-69	4.0-12	0-0	3-55	0	1
Alex Carter	39-20-59	2.0-8	0-0	1-0	0	1
James Vaughters	19-17-36	6.0-36	4.0-32	0-0	1	1



The Polls

• Stanford has been ranked in the AP's top 25 for a school-record 64 consecutive weeks. The streak is tied for the fifth longest in the nation, dating back to Sept. 5, 2010. Only Alabama (98), LSU (81), Oregon (77) and Oklahoma (65) can claim longer streaks while the Cardinal remains tied with South Carolina (64).

• After its 11-3 campaign in 2013, Stanford was ranked 11th by the AP and 10th in the USA Today Coaches' poll, marking the fourth straight season the Cardinal finished inside the top 10 of at least one poll after being ranked No. 7/6 at the conclusion of 2012, 7/6 at the conclusion of 2011 and No. 4/4 at the conclusion of the 2010 season.

No. 2

• Stanford's victory over No. 2 Oregon in 2013 marked the Cardinal's fifth victory against a second-ranked team (USC in 2012, USC in 2007, Washington in 1982, Ohio State in 1972 Rose Bowl).

Outranking The Opposition

• Stanford defeated six ranked opponents in 2013 (No. 23 Arizona State, No. 15 Washington, No. 9 UCLA, No. 2 Oregon, No. 25 Notre Dame, No. 11 Arizona State - Pac-12 Football Championship Game) including five at Stanford Stadium. Four of those home victories were in consecutive home games. All marks are the first such occurrences in program history.

Stanford Under David Shaw

	Career	2013		Career	2013
Home	20-1	7-0	Tied at halftime	2-1	0-0
Road	13-4	4-2	Trailing at halftime	1-3	0-2
Neutral	1-2	0-1	Leading after 3 quarters	29-3	11-0
vs. Pac-12 (regular season)	23-4	7-2	Tied after 3 quarters	3-2	0-2
Overtime	3-2	0-0	Trailing after 3 quarters	2-2	0-1
Coming off a loss	6-0	2-0	Scoring 40+ points	13-0	3-0
Coming off a win	26-7	8-3	Scoring 30-39 points	8-2	4-0
Coming off a bye week	3-1	2-0	Scoring 20-29 points	12-2	4-2
vs. AP top 25	13-3	7-1	Scoring 0-19 points	1-3	0-1
Ranked higher	13-4	9-3	Allowing 40+ points	2-2	0-0
Opponent is ranked higher	4-2	2-0	Allowing 30-39 points	0-0	0-0
vs. In-state opponents	12-1	3-1	Allowing 20-29 points	9-4	5-3
August	1-0	0-0	Allowing 0-19 points	23-1	6-0
September	9-1	4-0	Outrushing opponent	32-3	10-2
October	11-2	3-1	Getting outrushed	3-4	1-1
November	11-2	3-1	Passing for more yards	17-2	6-1
December	1-0	1-0	Passing for fewer yards	17-5	5-2
January	1-2	0-1	Outgaining opponent	26-2	8-1
On television	34-7	11-3	Getting outgained	7-5	3-2
On ABC	6-3	1-2	Winning time of possession	26-4	9-1
On CBS Sports Network	1-0	1-0	Losing time of possession	7-3	2-2
On ESPN	9-2	5-0	Defensive/special teams TD	8-4	2-2
On FOX	8-0	2-0	Allowing def/special teams TD	3-1	1-0
On FOX Sports 1	1-0	1-0	Fewer penalty yards	17-2	6-0
On NBC	0-1	0-0	More penalty yards	15-5	4-3
On Pac-12 Network	4-1	1-1	Winning turnover battle	20-3	5-2
Day	17-2	4-1	Losing turnover battle	6-4	2-1
Night	17-5	7-2	Individual 100-yard rusher	19-4	7-2
Thursday	1-1	1-0	Individual 100-yard receiver	11-4	4-1
Friday	2-0	0-0	Individual 200-yard passer	19-3	5-1
Saturday	29-4	9-2	Individual 300-yard passer	6-1	1-0
Monday	0-1	0-0	Opponent 100-yard rusher	7-3	2-1
Tuesday	1-0	0-0	Opponent 100-yard receiver	7-3	2-1
Decided by 3 or less	5-2	1-1	Opponent 200-yard passer	17-3	5-2
Decided by 7 or less	8-4	3-2	Opponent 300-yard passer	4-2	2-1
Scoring first	30-4	8-2			
Opponent scores first	5-3	3-1			
Leading at halftime	31-3	11-1			

• Stanford is 10-1 in its last 10 games against opponents ranked in the AP top 25, including 6-1 in 2013.

• Head coach David Shaw owns a 4-1 record on the road against top-25 opponents since 2012 with all four wins coming against Pac-12 foes (2013 at No. 11 Arizona State, 2012 at No. 1 Oregon, 2012 at No. 15 UCLA, 2011 at No. 20 USC). The lone loss came in 2012 at No. 7 Notre Dame.

• Stanford is 48-19 (.716) all-time when ranked in the top 10.

#NerdNation

• Stanford, Georgia, Rice and Tulane shared the American Football Coaches Association's 2013 Academic Achievement Award, which is presented by the Touchdown Club of Memphis. The four schools recorded a 100 percent graduation rate for members of its freshman football student-athlete class of 2006. This is the second honor for Stanford, which also won the award in 2012.

Run This State

• Stanford has won 33 of its last 36 games played in California (only losses vs. No. 4 Michigan State in 2014, at USC in 2013 and against No. 6 Oregon in 2011).

True North

• Under head coach David Shaw, Stanford is 34-7 overall, 23-4 in Pac-12 play, 31-4 when scoring first and 10-3 in league road games.

• Shaw notched 30 career wins in his first 35 games, which is the third-fastest among active coaches (Larry Coker [with Miami: 30-31], Chris Peterson [with Boise State: 30-33]).

• Shaw is one of just three coaches to lead his team to BCS bowls in his first three years as head coach (Chip Kelly and Larry Coker).

• With a regular season win over Arizona State in 2013, Shaw became the first Stanford head coach to start 3-0 in each of his first three seasons on The Farm since George J. "Press" Presley did so from 1909-1911 (playing rugby-style rules).

• Stanford has won at least eight games in five straight seasons. The only other time that was accomplished was under Pop Warner from 1926-30.

• Stanford reached the 11-win mark for a school-record fourth straight season (2009-13).

• Prior to 2009, Stanford won 10 or more games just three times.



- Stanford won 10 or more games in 1908, 1914 and 1915 (rugby-style rules).

PACing a Punch

- The Cardinal has posted a 37-8 (.822) record in Pac-12 play over the last five seasons.

In a Rush

- Stanford is 32-3 under head coach David Shaw when out-rushing an opponent, and 19-4 when the Cardinal produces a 100-yard rusher.

Twenty Something

- Stanford has held opponents to 20 or fewer points in 21 of its last 26 games. Dating back to 2010, the Cardinal has held 36 of its last 47 opponents to 20 or fewer points.

Thirty Something

- Stanford has not allowed an opponent to score 30 points in its last 23 games. Michigan State (27) is the only school with a longer such streak.

#PartyInTheBackfield

- Stanford led the nation with 44 sacks (and sack yards with 310) in 2013 after leading the nation in 2012 as well. The Cardinal ranked seventh in tackles for loss in 2013 at nearly eight per game.
- The Cardinal has at least one tackle for loss in each of its last 49 contests and at least one sack in 33 of its last 34 outings (only game without a sack came at Army in 2013, which attempted just 10 passes).

The Lowdown

- Stanford held four opponents to season-low yardage in 2013.
 - Oregon State (288 yards below average)
 - Oregon (253 below average)
 - UCLA (182 below average)
 - San Jose State (242 below average)

Get Your Kicks

- Stanford ranked second in the FBS in kickoff return average in 2013 at 27.4 yards/return.



Ty Montgomery

Paper, or Plastic?

- Stanford leads all FBS teams with 198 sacks since 2009. Virginia Tech is second with 186.

Grinding

- Stanford rushed for 2,904 yards in 2013, surpassing the previous season record of 2,837 set in 2009.

- In Stanford's 11 victories of 2013, junior QB Kevin Hogan attempted just 17 fourth-quarter passes (nine completions).

Everybody's All-Americans

- The trio of Trent Murphy (consensus), Ty Montgomery (consensus) and David Yankey (unanimous) were named to virtually every All-America first-team in 2013 including the nation's oldest, the Walter Camp Football Foundation. It marks the second time in the last three years that Stanford has had three WCFB All-Americans, with eight first teamers in the past five years.

Draft Notes

- Stanford had a record-tying six former players selected in the 2014 NFL Draft, tying the mark previously set in 1972, 1975, 1985 and 2005.

Trent Murphy | Washington Redskins | 2nd Rd. (47 overall)
 Cameron Fleming | New England Patriots | 4th Rd. (140 overall)
 David Yankey | Minnesota Vikings | 5th Rd. (145 overall)
 Ed Reynolds | Philadelphia Eagles | 5th Rd. (162 overall)
 Tyler Gaffney | Carolina Panthers | 6th Rd. (204 overall)
 Ben Gardner | Dallas Cowboys | 7th Rd. (231 overall)

- It marked the fifth straight year that Stanford had at least three players drafted. Stanford's 2014 draft class finished their Cardinal careers with four straight BCS bowl games and a 32-2 record at Stanford Stadium.

- Stanford led all Pac-12 teams with its six draft selections. UCLA (5) and Oregon (4) followed with the conference seeing 34 selections in all.

- The draft class joins a group of 29 former Stanford players who are either currently on NFL rosters or finished the 2013 season on an NFL roster.

Stanford in the NFL

- Stanford has seen 213 former student-athletes play in the NFL. Here's a list of professional football players on active rosters from the end of 2013-14 who spent time on The Farm:

Johnson Bademosi	Cleveland Browns
Doug Baldwin	Seattle Seahawks
David DeCastro	Pittsburgh Steelers
Jim Dray	Arizona Cardinals
Zach Ertz	Philadelphia Eagles
Coby Fleener	Indianapolis Colts
Sione Fua	Denver Broncos
Toby Gerhart	Minnesota Vikings
Thomas Keiser	San Diego Chargers
Erik Lorig	Tampa Bay Buccaneers
Andrew Luck	Indianapolis Colts
Chris Owusu	Tampa Bay Buccaneers
Richard Sherman	Seattle Seahawks
Alex Smith	Cincinnati Bengals
Jeremy Stewart	Oakland Raiders
Will Svitek	New England Patriots
Stephan Taylor	Arizona Cardinals
Michael Thomas	Miami Dolphins
Levine Toilolo	Atlanta Falcons
Griff Whalen	Indianapolis Colts
Ryan Whalen	Cincinnati Bengals



Pac-12 NFL Draft Selections by School

- 6 - Stanford
- 5 - UCLA
- 4 - Oregon
- 3 - Arizona, Arizona State, USC
- 2 - California, Washington, Oregon State, Utah
- 1 - Colorado, Washington State

Hoagie Time

- Senior QB Kevin Hogan is 16-3 as a starter, including 10-1 against ranked opponents (11-1 including Oregon State, which was ranked No. 25 in the inaugural BCS poll on Oct. 20).

Jet-Set

- Senior WR Ty Montgomery finished second nationally in kickoff return average (30.3) in 2013. Montgomery was the only player on a BCS conference team with two kickoff returns for a touchdown.

- Montgomery finished ninth nationally in all-purpose yards (157.7/game) in 2013.

- Montgomery collected 2,208 all-purpose yards in 2013, finishing just shy of the program's all-time mark of 2,234, set by Glyn Milburn in 1992.

- Montgomery led the team in receptions in 13 of its 14 games of 2013.

Coaching Changes

- Lance Anderson was elevated to Willie Shaw Director of Defense. As the team's defensive coordinator, Anderson also continues to coach the outside linebackers. Anderson fills the void left by Derek Mason, who is head coach at Vanderbilt.

- Former running backs coach Tavita Pritchard now directs Stanford's quarterbacks and wide receivers. Replacing Pritchard as running backs coach is former Carolina Panthers coach Lance Taylor.



Kevin Hogan

- Well-known defensive backs coach Duane Akina arrived in the spring from Texas and coaches the defensive backfield following Mason's departure.

- Peter Hansen returns to The Farm to coach the inside linebackers in his first full-time experience with the Cardinal. Hansen spent the 2009 and 2010 seasons at Stanford as a defensive assistant, working closely with current San Francisco 49ers defensive coordinator Vic Fangio. He also served as a strength and conditioning intern for the Cardinal in 2008. Hansen takes over for David Kotulski, who joined Mason's staff at Vanderbilt.

- Mike Bloomgren, the Andrew Luck Director of Defense, was promoted to associate head coach in the offseason.

On the Roster

- Stanford's 2014 roster includes student-athletes from 30 states and Mexico.

In the Classroom

- Stanford football received an Academic Progress Rating (APR) of 984 last spring, which was the highest rating in the Pac-12 Conference and a figure that ranked sixth nationally among Football Bowl Subdivision (FBS) institutions.

- Stanford University requires its students to declare an undergraduate major before starting their junior year. Among the team's juniors and seniors, 16 different majors are represented. Fifteen Cardinal upperclassmen are engineering majors. Majors with three or more Cardinal student-athletes: communications, human biology, management science and engineering, political science, psychology, public policy and science, technology and society.

Cardinal Rising

- 2013 Pac-12 champion
- 2013 Rose Bowl champion
- 2012 Pac-12 champion
- 2011 Orange Bowl champion
- 46-8 (.852) record since 2010
- 54-13 (.806) record since 2009
- 37-3 (.925) record at Stanford Stadium since 2007
- 19-5 (.979) against top-25 teams since 2009
- 16-1 (.941) against in-state rivals since 2010
- 64 first team All-Americans
- 25 College Football Hall of Fame members
- 25 bowl appearances
- 15 conference championships
- 14 Rose Bowl appearances
- 13 Pop Warner Trophy winners
- 11 bowl championships
- 10 All-America first-team selections since 2009
- 8 Pac-12 Players of the Year
- 5 BCS bowl appearances
- 4 NFL Hall of Fame members
- 4 consecutive BCS bowl appearances
- 3 Heisman Trophy finalists since 2009
- 2 Morris Trophy winners
- 2 Maxwell Award winners
- 2 National Coaches of the Year
- 1 Heisman Trophy winner
- 1 Walter Camp Football Foundation Player of the Year
- 1 Biletnikoff Award winner
- 1 Doak Walker Award winner
- 1 Paul Hornung Award winner
- 1 The Jet Award winner



Stanford Players to Watch in 2014

Numerous Stanford players have been featured in this preseason's annual award "watch lists." The majority of these watch lists are adjusted throughout the year and refined in December. Stanford had more players named to the Bednarik Award watch list than any other program.



HOGAN

SHULER

ANDERSON

TARPLEY

VAUGHTERS

PEAT

Maxwell Award

(Player of the year)

Kevin Hogan
Ty Montgomery

Bednarik Award

(Defensive player of the year)

Henry Anderson
Alex Carter
Jordan Richards
A.J. Tarpley

Rimington Award

(Most outstanding center)

Graham Shuler

Lou Groza Collegiate Place-Kicker Award

(Most outstanding place kicker)

Jordan Williamson

Bronko Nagurski Trophy

(Most outstanding defensive player)

Henry Anderson
Alex Carter
Jordan Richards
A.J. Tarpley

Outland Trophy

(Most outstanding interior lineman)

Henry Anderson
Andrus Peat

Jim Thorpe Award

(Best defensive back)

Jordan Richards

Lott IMPACT Trophy

(Best in character and performance)

Jordan Richards
Wayne Lyons

Butkus Award

(Most outstanding linebacker)

A.J. Tarpley
James Vaughters

Lombardi Award

(Lineman of the year)

Henry Anderson
Andrus Peat
A.J. Tarpley

Biletnikoff Award

(Outstanding receiver)

Ty Montgomery

Davey O'Brien Award

(Outstanding quarterback)

Kevin Hogan

Doak Walker Award

(Premier running back)

Kelsey Young

Walter Camp Award

(Most outstanding player)

Ty Montgomery
Andrus Peat

MONTGOMERY

CARTER

RICHARDS

LYONS

WILLIAMSON

YOUNG



COACHES & STAFF



Coaching Staff Television Roster



David Shaw
Bradford M. Freeman
Director of Football
▶ Sideline



Mike Bloomgren
Andrew Luck
Director of Offense
▶ Sideline



Lance Anderson
Willie Shaw
Director of Defense
▶ Booth



Pete Alamar
Special Teams
Coordinator
▶ Sideline



Duane Akina
Defensive Backs
▶ Sideline



Peter Hansen
Inside Linebackers
▶ Sideline



Randy Hart
Defensive Line
▶ Sideline



Tavita Pritchard
Quarterbacks
Wide Receivers
▶ Booth



Lance Taylor
Running Backs
▶ Sideline



Morgan Turner
Tight Ends
▶ Booth




Joe Ashfield
Offensive Assistant
▶ Booth



Derek Belch
Special Teams
Graduate Assistant
▶ Booth



Jarrett Huk
Defensive Assistant
▶ Booth



Brad Idzik
Offensive Assistant
▶ Sideline



Tsuyoshi Kawata
Offensive Assistant
▶ Sideline



Timot Lamarre
Offensive Assistant
▶ Booth



Robbie Picazzo
Offensive Assistant
▶ Sideline



Greg Mangan
Defensive
Graduate Assistant
▶ Sideline



Marc Mattioli
Defensive
Graduate Assistant
▶ Sideline



Diron Reynolds
Defensive Assistant
▶ Booth



David Shaw

Bradford M. Freeman Director of Football
Fourth Season • Stanford '94



Honors and Awards

- 2013 AFCA Regional Coach of the Year
- 2013 Eddie Robinson Award finalist
- 2012 Pac-12 Conference Coach of the Year
- 2012 Paul "Bear" Bryant Coach of the Year finalist
- 2011 Pac-12 Conference Coach of the Year
- 2011 AFCA Regional Coach of the Year
- 2011 Paul "Bear" Bryant Coach of the Year finalist

The Shaw File

Year	Program	Position
1995	Western Washington	Outside Linebackers
1996	Western Washington	Tight Ends
1997	Philadelphia Eagles	Quality Control
1998-00	Oakland Raiders	Quality Control
2001	Oakland Raiders	Quarterbacks
2002-04	Baltimore Ravens	Quarterbacks • Wide Receivers
2005	Baltimore Ravens	Wide Receivers
2006	San Diego	Passing Game Coordinator • Wide Receivers
2007-09	Stanford	Offensive Coordinator • Wide Receivers
2010	Stanford	Offensive Coordinator • Running Backs
2011-present	Stanford	Bradford M. Freeman Director of Football

David Shaw enters his fourth season as the Bradford M. Freeman Director of Football in 2014 following four seasons as Stanford's offensive coordinator.

A 1995 Stanford graduate who is the fifth alum to hold the position of head football coach, Shaw is the 34th head coach in Stanford history. He signed a long-term contract extension following the 2012 regular season.

In 2013, Shaw led Stanford to a second straight Pac-12 Conference title and the program's 14th trip to the Rose Bowl. He became one of just three coaches to ever lead his team to BCS bowl games in each of his first three years as head coach, punching the Cardinal's ticket to back-to-back Rose Bowl games in 2013-14 and the 2012 Fiesta Bowl game. Even more, Stanford became the only team to earn four consecutive BCS bowl bids during the Bowl Championship Series era.

After leading the team to a landmark 2013 regular season, Shaw received AFCA Regional Coach of the Year honors and was named a finalist for the Eddie Robinson Award, given to the national coach of the year.

Under Shaw's tutelage in 2013, Stanford was one of 13 FBS football schools and the only Pac-12 football program to earn a Division I Academic Progress Rate Public Recognition Award for posting multi-year APR scores in the top 10 percent of all squads.

Through three seasons as the Cardinal head coach, Shaw holds a remarkable 34-7 (.829) career record and is 23-4 (.852) in Pac-12 play. He

notched 30 wins in his first 35 games, which was the third-fastest among active coaches.

The 2013 season saw Stanford defeat five nationally-ranked opponents at home while winning 11 games despite playing the fifth toughest schedule nationally in the Sagarin ratings.

Stanford is among just three schools (Alabama and Oregon) with 10 or more wins in each season from 2010-13.

Stanford finished the 2013 campaign ranked fifth in the BCS standings, the fourth straight top 10 BCS ranking for the Cardinal. The team ranked sixth in the final 2012 BCS standings, following back-to-back No. 4 rankings at the end of the 2010 and 2011 seasons.

The 2013 team ranked among the nation's best in kickoff return average (1st), rushing defense (3rd), tackles for loss allowed (4th), sacks (t-7th), scoring defense (10th), kickoff coverage (10th), total defense (14th), sacks allowed (16th), red zone offense (16th), passing efficiency (17th) and red zone defense (19th).

Stanford had six players receive All-Pac-12 first team honors with 19 total all-conference selections in 2013. There were also eight different national awards that listed Stanford players as semifinalists and finalists. There were 25 players chosen to the Pac-12 All-Academic team and four were placed on the Capital One Academic All-District list, including Jordan Richards who was a second team All-America selection.

For the fifth straight year, Stanford had three or more players selected in the NFL Draft when Trent Murphy (second round - Washington), Cameron Fleming (fourth round - New England), David Yankey (fifth round - Minnesota), Ed Reynolds (fifth round - Philadelphia), Tyler Gaffney (sixth round - Carolina) and Ben Gardner (seventh round - Dallas) signed professional contracts after the 2013 season. The six draft picks in 2014 matched a program-best.

In 2012 Shaw guided the Cardinal to a 12-2 record and its first Pac-12 Championship in 13 years. The campaign culminated with Stanford's first Rose Bowl victory in over 40 years, a 20-14 win over Wisconsin in the 2013 edition of The Granddaddy of Them All.

Shaw was named the 2012 Pac-12 Conference Coach of the Year, becoming the second coach to earn the honor outright in consecutive seasons since the award's inception in 1975.

Stanford became the first school to defeat programs ranked No. 1 (Oregon)



Season-by-Season Results

Season	Overall	Pac-12	Final	Postseason	Result
2011	11-2	8-1	T-1st (North)	Fiesta Bowl - vs. Oklahoma State	L, 38-41 • OT
2012	12-2	8-1	T-1st (North)	Pac-12 Championship - vs. UCLA Rose Bowl - vs. Wisconsin	W, 27-24 W, 20-14
2013	11-3	7-2	T-1st (North)	Pac-12 Championship - vs. ASU Rose Bowl - vs. Michigan State	W, 38-14 L, 24-20
Three Seasons	34-7 (.829)	23-4 (.852)	--	3-2 (.600) in postseason, 1-2 (.333) in bowl games	

and 2 (USC) in the AP poll during the regular season and the Cardinal closed its season with five straight wins over as many ranked opponents.

Stanford's historic defensive output in 2012 broke single-season sacks record (57) and led the Pac-12 in scoring defense (17.21), total defense (336.21), rushing defense (97.0), sacks (4.07) and tackles for loss (9.00). The Cardinal ranked first nationally in sacks, second in tackles for loss, fifth in rushing defense and 11th in scoring defense.

Another first in 2012 saw Stanford become the first program to win both the AFCA Academic Achievement Award and a BCS bowl game in the same season.

Three Stanford players were selected in the 2013 NFL Draft -- Zach Ertz (second round - Philadelphia), Levine Toilolo (fourth round - Atlanta) and Stepfan Taylor (fifth round - Arizona).

Taylor, a Doak Walker Award semifinalist, set the Stanford record with 4,300 rushing yards and Ertz led Stanford pass catchers and all FBS tight ends in receiving yards (898) and total receptions (69), both school records for a tight end. Ertz was a John Mackey Award finalist and the seventh unanimous All-American in program history.

Stanford was one of five schools to have four or more players selected to the 2012 AP All-America teams, with Ertz earning the honor along with David Yankey (second team), Trent Murphy (third team) and Ed Reynolds (third team). Yankey was a consensus All-American.

Shaw's first season as head coach saw the 2011 Cardinal post an 11-2 record and make its second consecutive BCS appearance, falling to Oklahoma State in the Fiesta Bowl. Shaw became just the ninth major college head coach in history to post 11 or more wins in his first season, and the first since Chris Peterson (13-0) of Boise State and Bret Bielema (12-1) of Wisconsin accomplished the feat in 2006.

For his efforts, he earned 2011 Pac-12 Coach of the Year honors, becoming just the third head coach in Stanford history to earn the award, following Bill Walsh (1977) and Tyrone Willingham (1995, 1999). He was also named AFCA Regional Coach of the Year.

The Cardinal was ranked in the top 10 of both major polls for all 16 weeks of the season, peaking at No. 3 in the AP poll and No. 2 in the USA Today Coaches poll on Nov. 6.

Behind 2011 Heisman Trophy finalist Andrew Luck, Stanford averaged 43.2

points per game and established a school-record with 561 points. Stanford's 11 victories in 2011 came by an average of 27.4 points

Stanford's 2011 defense was ranked either first or second in the Pac-12 in six categories, including rushing defense (1st - 84.4), third-down conversion defense (1st - 31.1), scoring defense (2nd - 21.9), total defense (2nd - 337.6), sacks-per-game (2nd - 3.00) and opponent first downs (2nd - 17.5).

Luck was named Walter Camp Football Foundation National Player of the Year along with receiving the Maxwell Award as the nation's top player. He finished second in the balloting for the Heisman Trophy and was the Pac-12's Offensive Player of the Year for a second straight season.

Right guard DeCastro was a unanimous All-America selection; left tackle Jonathan Martin landed spots on the Walter Camp and AFCA All-America squads; tight end Coby Fleener and outside linebacker Chase Thomas were both named All-Americans by Sporting News.

In all, 21 players earned All-Pac-12 honors in 2011, including six first teamers. Twelve players earned Pac-12 All-Academic team honors, including first-team selections Luck and Brent Etiz. Luck was also named the Capital One Academic All-America of the Year by the College Sports Information Directors of America.

Prior to his appointment as head coach, Shaw served as Stanford's offensive coordinator for four seasons, playing an instrumental role in the resurgence of the Stanford program which established school scoring records in 2009 and 2010 before setting another scoring mark in his first year as head coach.

During Shaw's tenure as offensive coordinator, the Cardinal scored 40 or more points in 11 games from 2007-10.

Stanford's balanced offense amassed a school-record 6,142 yards during the 2010 season, averaging 213.8 on the ground and 258.7 yards through the air.

In addition, Shaw's play calling in the red zone helped Stanford convert on a national-best 88.6 percent of its scoring opportunities (68.5 percent) inside the 20-yard line.

Prior to Stanford, Shaw served as the wide receivers and passing game coordinator at the University of San Diego during the 2006 season, winning the Division I-AA Mid-Major national title and the Pioneer League championship with the nation's top offense.





A four-year letterwinner at Stanford from 1991-94 as a receiver, Shaw was a member of Stanford's 1991 Aloha Bowl team coached by Dennis Green that finished the season with an 8-4 mark and was the third-highest scoring team in school history at the time. He was also on the Cardinal team which went 10-3 and won the 1993 Blockbuster Bowl under the direction of head coach Bill Walsh. Shaw finished his Stanford career with 57 catches for 664 yards and five touchdowns.

He also competed in a varsity track meet and a varsity basketball game before graduating in 1995 with a bachelor's degree in sociology.

Shaw's father, Willie, had two separate coaching stints at Stanford (1974-76, 1989-91) during his 33-year coaching career, which also included time with the Detroit Lions, Kansas City Chiefs, Minnesota Vikings, New Orleans Saints, Oakland Raiders, San Diego Chargers and St. Louis Rams.

Stanford announced in April of 2013 that its defensive coordinator position had been endowed by a generous gift from an anonymous donor, named in honor of Willie Shaw.

Shaw represents the Pac-12 on the AFCA Ethics Committee.

Born in San Diego, Calif., Shaw and his wife Kori are the parents of three children -- Keegan, Carter and Gavin.

The Toreros led all NCAA Division I-AA teams in passing offense (293.3 ypg), total offense (494.25) and scoring offense (42.83). Quarterback Josh Johnson was one of four offensive All-Americans on the team and led all NCAA Division I-AA quarterbacks in passing efficiency (169.0 quarterback rating), touchdown passes (34), passing yards (3,320) and total offense (336.7).

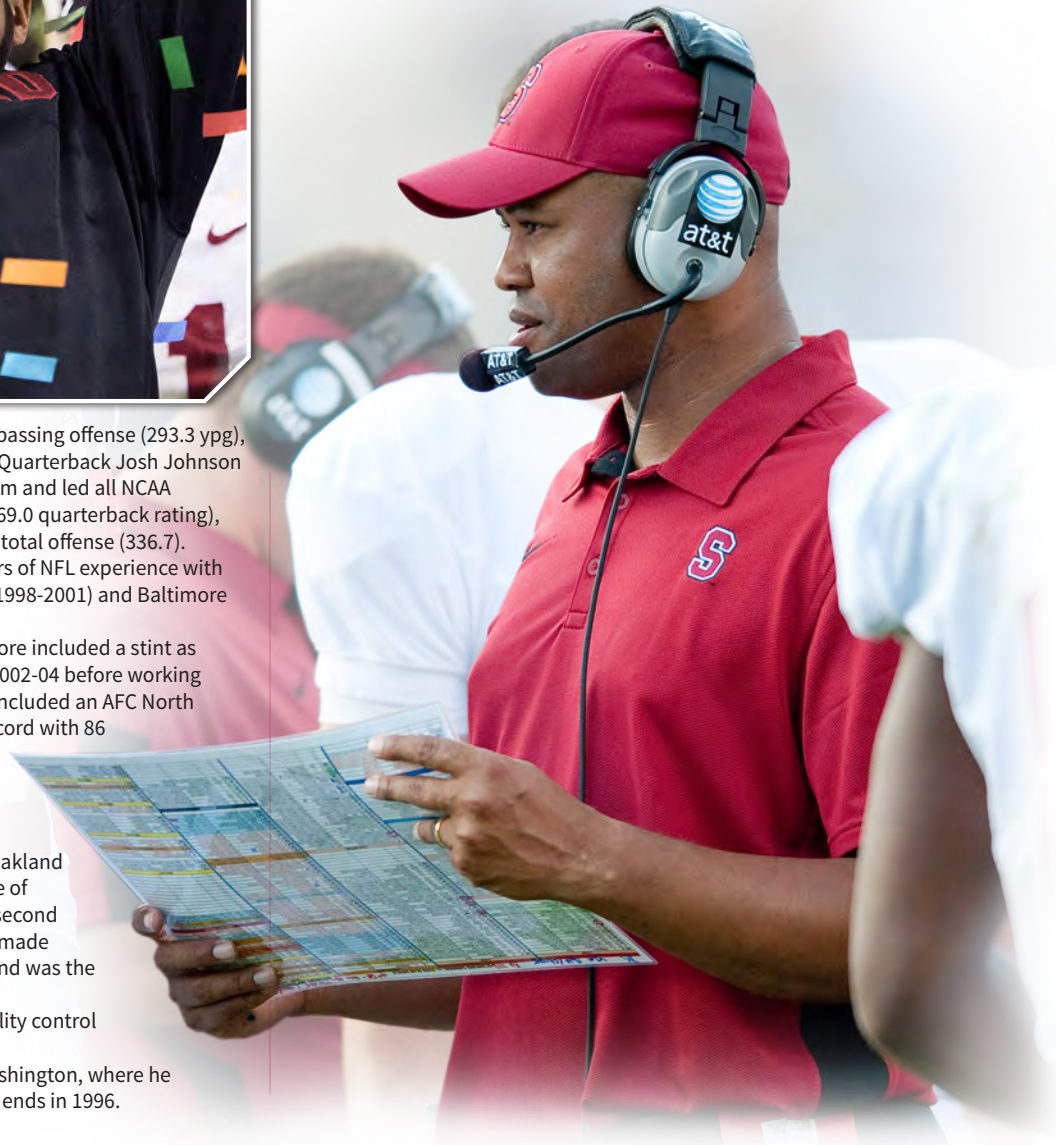
Shaw's coaching resume also includes nine years of NFL experience with the Philadelphia Eagles (1997), Oakland Raiders (1998-2001) and Baltimore Ravens (2002-05).

Shaw's last coaching job in the NFL with Baltimore included a stint as the quarterbacks and wide receivers coach from 2002-04 before working solely with the wide receivers in 2005. His tenure included an AFC North title in 2003. Derrick Mason set a new franchise record with 86 receptions for 1,073 yards under Shaw's tutelage in 2005. Mark Clayton set a franchise rookie record for receptions in 2005 when he caught 44 balls for 471 yards.

After three seasons of quality control with the Oakland Raiders from 1998-2000, Shaw moved into the role of quarterbacks coach in 2001 as the Raiders won a second straight AFC West title. Quarterback Rich Gannon made the NFL Pro Bowl for the second straight season and was the game's MVP.

Shaw began his NFL coaching career as the quality control coach with the Philadelphia Eagles in 1997.

He launched his coaching career at Western Washington, where he coached outside linebackers in 1995 and the tight ends in 1996.





Mike Bloomgren

Associate Head Coach
Andrew Luck Director of Offense

Florida State '99
Fourth Season



The Bloomgren File

Year	Program	Position
1999-01	Alabama	Graduate Assistant
2002-04	Catawba College	Co-Offensive Coordinator
2005-06	Delta State	Offensive Coordinator
2007-08	New York Jets	Offensive Quality Control
2009	New York Jets	Offensive Assistant
2010	New York Jets	Assistant Offensive Coordinator
2011-12	Stanford	Assistant Coach
2013	Stanford	Andrew Luck Director of Offense
2014	Stanford	Andrew Luck Director of Offense Associate Head Coach

Mike Bloomgren is in his fourth year as Stanford's Andrew Luck Director of Offense, serving as the offensive coordinator and offensive line coach.

Stanford amassed a program-best 2,904 rushing yards during the 2013 season, Bloomgren's first year at the offensive helm. The Cardinal out-rushed opponents 1,529-497, an average of 218.5 to 71.0. Senior running back Tyler Gaffney's 1,709 rushing yards on 330 attempts were the second-best single-season totals in Stanford history behind only Toby Gerhart (1,871 yards on 343 attempts in 2009). Gaffney's 21 rushing touchdowns and only 41 yards lost were Pac-12-bests. He finished the season with nine 100-plus rushing yard games, becoming one of four Stanford backs to rush for at least six 100-yard rushing efforts in a season.

Under Bloomgren, quarterback Kevin Hogan completed his first full season as a starter in 2013. Hogan finished 180 of 295 passing with 2,630 yards passing and 20 touchdowns, adding 355 yards rushing and two touchdowns.

Cultivating explosive plays in Bloomgren's offense, Stanford scored 23 offensive touchdowns covering 20 yards or more in 2013. Wide receivers Devon Cajuste and Ty Montgomery made strides under Bloomgren as Cajuste finished with 22.9 yards/catch, the school's best single-season mark and highest such average since 1971. Montgomery tied a single-game record for touchdowns (5) and points (30) in the first half against Cal.

Montgomery (14) and Gaffney (22) combined to score 36 of Stanford's 53 offensive touchdowns on the season.

Bloomgren's offensive unit saw three players selected in the 2014 NFL Draft and two linemen in the first five rounds - Cameron Fleming (fourth round - New England), David Yankey (fifth round - Minnesota) and Gaffney (sixth round - Carolina).

Individual honors are closely tied to Bloomgren. He has earned recognition for both his coaching and recruiting prowess. Rivals.com named Bloomgren as its 2014 National Recruiter of the Year - the latest such honor that began in 2012 when ESPN recognized him as its Pac-12 Recruiter of the Year. Notable football coaching resource Football Scoop named Bloomgren its 2013 Offensive Line Coach of the Year following two years of eye-opening player accomplishments.

Bloomgren joined the Cardinal staff as offensive line coach and run game coordinator in 2011 after

spending four seasons with the New York Jets, where he served as assistant offensive coordinator (2010), offensive assistant (2009) and offensive quality control coach (2007-08).

Student-athlete records and recognition have corresponded with Bloomgren's tenure on The Farm. In 2013, all five offensive linemen received All-Pac-12 honors, including first-team selection Yankey. Yankey was named Stanford's first two-time first-team All-American selection since Bob Whitfield (1990-91). One of four senior starters on the offensive line in 2013, Yankey was also selected as a semifinalist for the Outland Trophy and Lombardi Award.

Four of Bloomgren's five starting offensive linemen earned All-Pac-12 honors in 2012, including first-teamer Yankey.

Yankey was the winner of the league's 2012 Morris Trophy, given to most outstanding lineman in the Pac-12, as voted by the league's defensive linemen. The consensus All-American was Stanford's first winner of the award since 2002, and moved to left tackle after starting 13 games in 2011 at left guard.

In 2013, the offensive line ranked among the top groups in the country. In 13 games, the unit only surrendered 15 sacks to rank 16th nationally. Stanford was also fourth nationally in tackles for loss allowed, with only 48 stops behind the line of scrimmage. Running behind the offensive line, Gaffney tallied nine games with over 100 rushing yards. As a team, the Cardinal averaged 210.9 rushing yards/game.

Entering the 2013 season, Kevin Danser, Fleming and Yankey were all identified as members of the Outland Trophy Watch List, giving Stanford more selections than any other program. The Outland Trophy is presented annually to the nation's most outstanding interior lineman as determined by the Football Writers Association of America.

The Cardinal offensive line afforded 200-plus yards rushing in six games during the 2012 season, paving the way for record-breaking running back Stepfan Taylor. The Doak Walker Award semifinalist produced the best season of his career (109.29 yards/game) behind the most inexperienced offensive line of his career. Stanford's 37 combined career offensive line starts coming into 2012 ranked 103rd in the FBS.

Bloomgren's work with the offensive line in 2011, which included three first-year starters, played a pivotal role in providing protection for Heisman finalist Andrew Luck to complete over 70 percent of his passes and throw a school-record 37 touchdowns, in addition to compiling the third-highest rushing total in school annals. Stanford's ground game keyed an offense that ranked seventh nationally in scoring average at 43.2 points/game and eighth in total offense at 489.3 yards/game.

Right guard David DeCastro was a unanimous 2011 All-America selection and finalist for the Outland Trophy under Bloomgren's watch, while left tackle Jonathan Martin earned first team Walter Camp Football Foundation and American Football Coaches Association All-America honors. Martin was also a finalist for the Lombardi Award, awarded to the nation's top college lineman or linebacker each year. Additionally, Yankey and Cameron Fleming were all-conference honorable mention selections in their first seasons.

As run game coordinator, Bloomgren's play calling and schemes aided Stanford's single-game rushing record of 446 yards in 2011 against No. 25 Washington. Two players ran for 100 yards in the 65-21 rout (Taylor with 138 yards on 10 carries and Gaffney with 117 yards on nine carries). Anthony Wilkerson added 93 yards and two touchdowns on 14 carries; all told, six players averaged better than 6.6 yards/carry in the victory.

Prior to joining the Jets, Bloomgren served as offensive coordinator at Delta State for the 2005 and 2006 seasons.

Bloomgren worked under both Mike Dubose and Dennis Franchione as a graduate assistant at Alabama from 1999-2001, helping the Tide to the 1999 Southeastern Conference championship. Bloomgren launched his coaching career as an undergraduate assistant for Bobby Bowden at Florida State, where the Seminoles captured a pair of Atlantic Coast Conference titles (1997-98) during his tenure.

A 1999 graduate of Florida State with a bachelor's degree in sports management, Bloomgren earned his master's degree in higher education from Alabama in 2001.

A native of Tallahassee, Fla., Mike and his wife, Lara, have two sons, Tyler and Parker.



Recruiting Areas

California (Orange and Los Angeles counties), Florida (Northern), Southern Georgia



Lance Anderson

Willie Shaw Director of Defense

Idaho State '96
Eighth Season



The Anderson File

Year	Program	Position
1997	Idaho State	Running Backs
1998	Idaho State	Tight Ends • Assistant Offensive Line
1999	Mobile Admirals	Running Backs
1999	Bucknell	Tight Ends • Assistant Offensive Line
2001-02	Bucknell	Defensive Line • Recruiting Coordinator
2003	Saint Mary's	Co-Defensive Coordinator Defensive Line
2004	Utah State	Outside Linebackers
2005-06	San Diego	Defensive Line • Recruiting Coordinator
2007-09	Stanford	Defensive Tackles • Recruiting Coordinator
2010-11	Stanford	Outside Linebackers • Recruiting Coordinator
2012-13	Stanford	Outside Linebackers • Admissions Liaison
2014	Stanford	Willie Shaw Director of Defense Outside Linebackers

Lance Anderson is in his eighth season on the Stanford staff and first as the Willie Shaw Director of Defense. He is in his fifth campaign working with the outside linebackers. Anderson previously worked with the defensive tackles from 2007-09.

One of the architects of Stanford's vaunted defense, Anderson has also received considerable praise for his work as the program's liaison to the Stanford admissions office. Most notably, Stanford has earned consecutive Academic Achievement Awards from the American Football Coaches Association after posting back-to-back 100 percent graduation rates.

Anderson's work with Stanford's outside linebackers has helped shape the Cardinal into one of the Pac-12 Conference's top defensive units. His players have played key roles in guiding the Cardinal to Rose Bowl appearances in 2013 and 2014, along with back-to-back Pac-12 titles over the same stretch. The Cardinal has ranked among the nation's top 15 in defensive efficiency for three consecutive years heading into the 2014 season.

While facing seven nationally-ranked opponents in 2013, Anderson helped Stanford rank third in the NCAA in rushing defense (89.4 yards/game), 10th in scoring defense (19.0 points/game) and 16th in total defense (343.1 yards/game). The Cardinal was one of only five teams last

year to allow fewer than 100 rushing yards/game. The team was also among the best nationally in producing stops for negative yardage, ranking fifth with 44 sacks and seventh with 109 tackles for loss.

Linebacker Trent Murphy led the nation with 15 sacks and was a semifinalist for the Lombardi and Chuck Bednarik Awards. Murphy was also a first team All-Pac-12 selection and finished his career as the NCAA's active leader in sacks with 32.5. He was selected in the second round of the NFL draft by the Washington Redskins.

The 2012 defensive unit paved the way to a historic defensive output, breaking Stanford's single-season sacks record (57). The Cardinal went on to win the Pac-12 title and claimed its first Rose Bowl crown in over 40 years.

In 2011, outside linebacker Chase Thomas earned Sporting News All-America honors after leading the conference in tackles-for-loss and ranked second in sacks.

As Stanford's recruiting coordinator from 2007-11, Anderson played an instrumental role in landing four consecutive nationally acclaimed recruiting classes that were ranked in the top-25 by various scouting services.

Anderson came to Stanford from San Diego in January of 2007 after spending two seasons working with the Toreros under former Stanford head coach Jim Harbaugh.

Prior to joining Harbaugh in San Diego, Anderson had coached at Utah State, Saint Mary's, Bucknell and Idaho State.

In 1999, Anderson coached running backs for one season for the Mobile Admirals of the Regional Football League.

A native of Rupert, Idaho, Anderson began his coaching career in 1997 at his alma mater, Idaho State. He spent two seasons with the Bengals (1997-98).

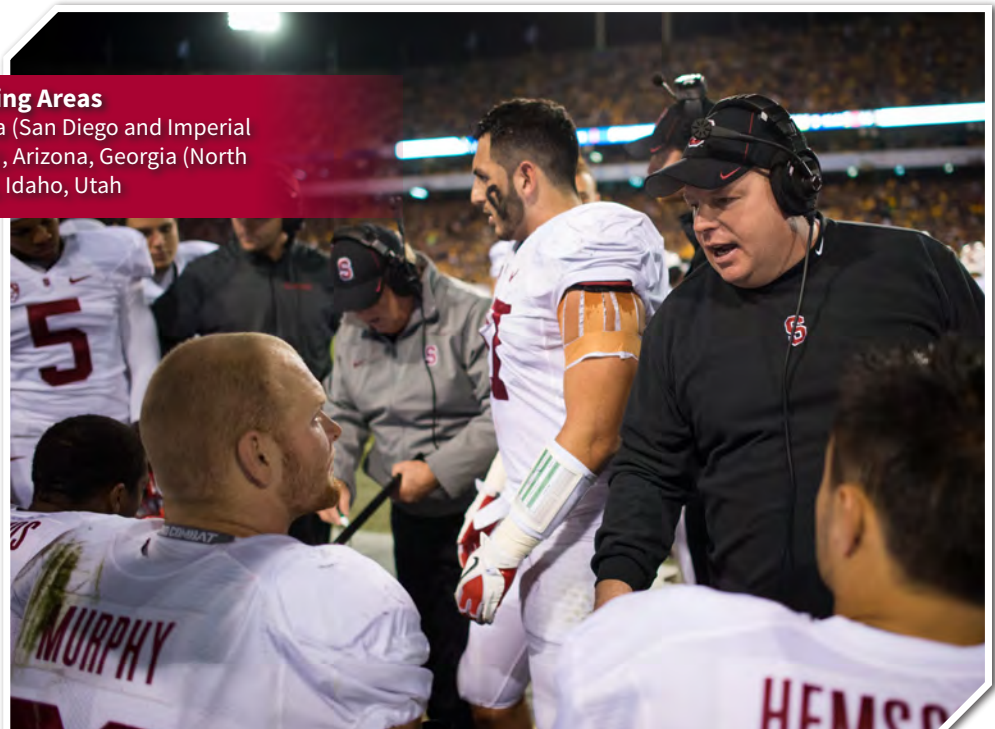
Anderson was a three-sport athlete at Idaho's Minico High School, where he participated in football, baseball and track. After serving a church mission, Anderson was a walk-on at Idaho State where he played linebacker in 1993 and 1994.

Anderson earned a bachelor's degree from Idaho State in 1996.

Anderson and his wife, Sherri, reside in Menlo Park with their three children, Aubrey, Jaren and Braden.

Recruiting Areas

California (San Diego and Imperial counties), Arizona, Georgia (North Georgia), Idaho, Utah





Pete Alamar

Special Teams Coordinator
Cal Lutheran '83
Third Season



The Alamar File

Year	Program	Position
1983	Cal Poly	Graduate Assistant
1984	Louisiana-Lafayette	Graduate Assistant
1985-86	Cal Lutheran	Offensive Line
1987-88	Cal Poly	Running Backs
1991-92	James Madison	Tight Ends • Defensive Assistant
1993	Arizona	Graduate Assistant
1994	Universidad Autonoma de Nuevo Leon	Head Coach
1995	Arizona	Tight Ends
1996	Arizona	Special Teams • Tight Ends
1997	Arizona	Special Teams • Linebackers
1998-99	Arizona	Special Teams • Tight Ends
2000	Eastern Michigan	Offensive Coordinator • Offensive Line
2001-02	Eastern Michigan	Offensive Coordinator • Tight Ends
2003-09	California	Special Teams • Tight Ends
2010-11	Fresno State	Special Teams • Tight Ends
2012-14	Stanford	Special Team Coordinator

Pete Alamar joined the Stanford staff in 2012 after serving as special teams coordinator and tight ends coach at Fresno State. The 2014 season is his third on The Farm.

A veteran of the Pac-12 Conference, Alamar also served as special teams coordinator and tight ends coach at California for seven seasons (2003-09), and had a six-year stay at Arizona where he worked primarily with special teams.

Alamar has coached on five teams that won at least 10 games -- two at Arizona, two at Cal and two at Stanford -- and has been a part of 11 bowl teams.

The special teams units made a big impact for Stanford in 2013. Ty Montgomery and the kickoff return unit ranked second nationally in return average at 27.4 yards/return. Montgomery returned two kickoffs for touchdowns, going 99 yards on the opening kickoff against Washington and a school-record 100 yards at Utah. The kickoff coverage unit was equally as good, allowing just 18.1 yards/return to rank 10th nationally.

Alamar steered Stanford's 2012 special teams to a trio of top 40 NCAA rankings, including net punting (33rd - 38.49 yards/punt), punt returns (21st - 11.96 yards/return) and kickoff returns (39th - 23.09).

Stanford also led the Pac-12 and ranked 10th nationally in kickoff coverage, allowing just 18.2 yards/return during the 2012 season. Jordan Williamson made 16 of his 20 field goal attempts, including 13 of 14 inside 40 yards. Punter Ben Rhyne averaged 42.1 yards/punt with 10 kicks of 50 or more yards. He placed 15

punts inside the 20-yard line while notching just one touchback.

Alamar's specialists Daniel Zychlinski and Williamson posted banner years in 2012 with Zychlinski ranking among the nation's best punters at 43.12 yards/punt. Williamson delivered a series of clutch field goals at No. 1 Oregon, against UCLA in the Pac-12 Championship game and against Wisconsin in the Rose Bowl Game.

While at Fresno State, Alamar worked closely with punt returner Devon Wylie, who earned 2011 All-America honors from Yahoo! Sports (third team), Phil Steele (fourth team) and Sports Illustrated (honorable mention). Sophomore Isaiah Burse set NCAA FBS single-season records for most kickoff returns (75), most returns/game (5.8), kickoff return yardage (1,606) and most yards returned/game (123.5).

In 2010, Alamar worked with two-time all-WAC kicker Kevin Goessling, who led the team in scoring with 105 points, making 21 of 26 field goals and 42 of 44 of his PATs. Jalen Saunders and Burse averaged over 20 yards on kick returns during the 2010 season under Alamar.

During his two years at Fresno State, the Bulldogs blocked 18 kicks.

Throughout Alamar's seven seasons at Cal, the Golden Bears special teams were among the most electrifying units in the nation. Alamar coached All-America punt returner DeSean Jackson, who led the nation with an average of 18.2 yards/return and set a pair of Pac-10 records with four touchdown returns in 2006.

Sporting News rated Cal's special teams as the best in the Pac-10 in its 2007 preview issue.

In 2008, Alamar mentored punter Bryan Anger, who was a finalist for the Ray Guy Award after earning first-team freshman All-America honors and second team all-conference accolades.

Alamar earned three letters as an offensive lineman at Western Oregon (1) and Cal Lutheran (2), and played on two national playoff teams, one at each school.

A native of Thousand Oaks, Calif., Alamar earned his bachelor's degree in physical education from Cal Lutheran in 1983.

Pete and his wife, Tina, have three daughters -- Alicia, Alexandra and Amanda.



Recruiting Areas

California (Central Coast, Valley, Inland Empire),
Louisiana, Mississippi, Nevada,
Texas (Houston, Southeastern)



Duane Akina

Defensive Backs

Washington '79
First Season



The Akina File

Year	Program	Position
1975-79	Washington	Quarterback
1979-80	Washington	Graduate Assistant
1981-82	Hawaii	Defensive Backs
1983	Hawaii	Outside Linebackers
1984-85	Hawaii	Defensive Backs
1986	Calgary (CFL)	Defensive Backs
1987-91	Arizona	Defensive Backs
1989-91	Arizona	Associate Head Coach
1992-95	Arizona	Offensive Coordinator
1996-2000	Arizona	Defensive Backs
(Dec. 2000 - spring 2001)		Defensive Coordinator
2001-02	Texas	Defensive Backs
2003	Texas	Assistant Head Coach
		Defensive Backs
2004-07	Texas	Co-Defensive Coordinator
		Defensive Backs
2008-13	Texas	Assistant Head Coach
2014	Stanford	Defensive Backs

A 35-year coaching veteran, Duane Akina joined the Stanford football coaching staff in the spring of 2014. Akina coaches the program's defensive backs, and the 2014 season marks his first on The Farm.

Akina came to Stanford from Texas, where he spent the last 13 seasons on the defensive side of the ball for the Longhorns while developing an impressive number of NFL defensive backs. All said, Akina has coached three Thorpe Award winners, six Thorpe finalists and 28 defensive backs to have played in the NFL.

Akina's secondary helped Texas rank among the nation's top 10 in pass defense six times and featured consecutive Thorpe Award winners in Michael Huff (2005) and Aaron Ross (2006) to go along with two finalists in Earl Thomas (2009) and Quentin Jammer (2001) and 14 first team All-Big 12 picks. Eleven of his former defensive backs from Texas are currently in the NFL.

Akina earned titles of assistant head coach and co-defensive coordinator during his stay in Austin.

Prior to his time at Texas, Akina spent 14 years at Arizona (1987-2000). He started as the defensive backs coach and was later named the Wildcats' associate head coach before spending four years as the offensive coordinator. He resumed defensive coordinator duties shortly before his departure.

Akina helped guide Arizona's famed "Desert Swarm" defense, one of the nation's most aggressive and productive groups. He

coached 1990 Jim Thorpe Award winner Darryll Lewis and finalist Chris McAlister. Lewis went on to a 10-year NFL career and was a Pro Bowler for the San Diego Chargers. McAlister earned a spot in the 2004 Pro Bowl and was a member of the 2000 Super Bowl Champion Baltimore Ravens.

Akina also spent five years at Hawaii (1981-85) following a graduate assistant role at his alma mater, Washington (1979-80).

His one season at the professional level came in 1986 when he served as the defensive backs coach for Calgary in the Canadian Football League.

A native of Hawaii, Akina graduated from Washington in 1979. He earned three letters as a quarterback for the Huskies.

Akina and his wife, Donna, have five children -- Kainoa, Keoni, Dionicia, Alli and Kamalii.



Recruiting Areas

Texas (Western, Central)



Peter Hansen

Inside Linebackers

Arizona '01
First Season



The Hansen File

Year	Program	Position
2004-06	Palo Alto H.S.	Tight Ends
	Palo Alto H.S.	Defensive Ends
2006-07	Palo Alto H.S.	Defensive Coordinator
2008	Stanford	Strength & Conditioning
2009-10	Stanford	Defensive Assistant
2011-14	San Francisco 49ers	Defensive Assistant
2014	Stanford	Inside Linebackers

Peter Hansen rejoined Stanford as inside linebackers coach in the spring of 2014. The 2014 season is his first as a full-time member of the Cardinal program.

Hansen spent the 2009 and 2010 seasons at Stanford as a defensive assistant, working closely with current San Francisco 49ers defensive coordinator Vic Fangio in film breakdown, scouting reports and practice preparation. He also served as a strength and conditioning intern for the Cardinal in 2008.

Hansen went to the 49ers in 2011 and worked as a defensive assistant for three years, during which the team posted a 36-11-1 regular season record and advanced to three straight NFC championship games and one Super Bowl. In 2011 Hansen worked with inside linebackers Patrick Willis and Navarro Bowman. He moved to outside linebackers in 2012 and worked with Ahmad Brooks, Parys Harrelson, Corey Lemonier, Aldon Smith and Dan Skuta.

Prior to his Stanford tenure, Hansen was an assistant coach at Palo Alto High School (Calif.) for four seasons (2004-07). Hansen worked primarily with the Vikings' tight ends and defensive ends. He also served as the team's defensive coordinator during the 2006 and 2007 campaigns.

Hansen was a two-sport athlete at Arizona, playing both football and basketball. On the gridiron, he blocked seven field goals and point after attempts during his career and earned second team All-Pac-10 Conference honors as a special teams performer in 2000. Hansen was a member of the Wildcats basketball team during the 1999-2000 and 2001-02 seasons.

Hansen graduated from Arizona in 2001 with a degree in economics before finishing the 2001-02 basketball season.

Hansen played professional football for Cannes Iron Mask in Cannes, France, in 2003. He also played professionally for Club Falcon in Copenhagen, Denmark, during the 2003-04 season.

A Palo Alto native, Hansen attended Palo Alto High School where he played for his father, Earl, the school's long-time head football coach.



Recruiting Areas

California (Peninsula, South Bay), Arizona, Maryland, New Jersey, Pennsylvania



Randy Hart

Defensive Line

Ohio State '70
Fifth Season



The Hart File

Year	Program	Position
1970-71	Ohio State	Graduate Assistant
1972	Tampa	Offensive Line
1973-76	Iowa State	Defensive Line
1977-81	Purdue	Defensive Line
1982-87	Ohio State	Defensive Line
1988-94	Washington	Defensive Line
1995-98	Washington	Assistant Head Coach Defensive Coordinator Defensive Line
1999-2008	Washington	Defensive Line
2009	Notre Dame	Defensive Line
2010-present	Stanford	Defensive Line

One of the most respected coaches in the collegiate ranks, Randy Hart is in his fifth season on the Stanford staff as defensive line coach in 2014. This season marks Hart's 45th as a collegiate coach, with stops at six other schools including Tampa, Iowa State, Purdue, Ohio State, Washington and Notre Dame.

Hart has been a member of 26 bowl teams in his coaching career, including nine Rose Bowl squads. His most recent New Year's Day in Pasadena was Stanford's second consecutive Rose Bowl appearance.

In 2013, Hart coached three players to All-Pac-12 honors, including fifth-year senior Ben Gardner who was named to the first team despite missing the second half of the season with an injury. Gardner was selected in the seventh round of the NFL Draft by the Dallas Cowboys.

Under Hart's watch in 2013, the Cardinal defense ranked 14th nationally in total defense and was third in the country in rushing defense. The defensive line played a significant role in Stanford's squad leading the nation in sacks for a second consecutive season.

Hart had a hand in Stanford's NCAA-best and school-record 57 sacks in 2012. The Cardinal led the Pac-12 in scoring defense (17.21), total defense (336.21), rushing defense (97.0), sacks (4.07) and tackles for loss (9.00).

Gardner and Henry Anderson both earned 2012 All-Pac-12 second team honors, each ranking among the top-15 in the conference and top-75 nationally in tackles for loss.

Hart was named the 2012 FootballScoop.com Defensive Line Coach of the Year.

Under Hart's tutelage, the defensive line as played a key role in the turnaround of Stanford's defensive fortunes. In 2011, the Cardinal led the nation

in rushing defense (84.4).

During his 21-year tenure as the defensive line coach at Washington, Hart helped guide the Huskies to 12 bowl appearances, including three straight Rose Bowl trips from 1991-93. His 1991 Husky defensive unit helped the school win its first national championship.

Hart coached 14 first-team All-Pac-10 Conference players while at Washington, and 11 of his players were selected in the NFL Draft. Hart developed four All-Americans, three winners of the Morris Trophy (awarded to the conference's top lineman) and two players of the year.

One of his prized pupils at Washington was All-America Steve Emtman, who was the recipient of the 1991 Lombardi Award and Outland Trophy. In 2007, Emtman was inducted into the College Football Hall of Fame.

Hart's first full-time coaching job was at the University of Tampa in 1972 under head coach Earle Bruce.

A three-year football letterwinner, Hart was a member of Ohio State's 1969 Rose Bowl and national championship team that finished 10-0. Hart was also a member of the Buckeye wrestling team in 1966.

The native of Cleveland, Ohio, graduated from South High School in Willoughby, Ohio. He earned his bachelor's and master's degrees in education from Ohio State.

Randy and his wife, Linda, have two sons, Jay and John. John was a three-time football letterwinner at Washington and graduated in 2002.



Recruiting Areas

California (East Bay, NorCal), Michigan, Ohio, Oregon, Washington



Tavita Pritchard

Quarterbacks, Wide Receivers

Stanford '09
Second Season



The Pritchard File

Year	Program	Position
2010	Stanford	Volunteer Assistant
2011-12	Stanford	Defensive Assistant
2013	Stanford	Running Backs
2014	Stanford	Quarterbacks Wide Receivers

Former Stanford quarterback Tavita Pritchard is in his fifth season on the Cardinal coaching staff and first as quarterbacks and wide receivers coach. In 2013, his first season as an assistant coach, Pritchard worked with the Cardinal running backs. He was as a defensive assistant for two years after serving as a volunteer assistant in 2010.

As the running backs coach in 2013, Pritchard nurtured Tyler Gaffney to second team All-Pac-12 honors. Gaffney was also a Doak Walker Award semifinalist, rushed for over 100 yards in nine games and was selected as the team's most valuable player. Gaffney rushed for 1,709 yards and 21 touchdowns on the season and was named the Pac-12 Championship Game MVP after rushing for 133 yards and three touchdowns in a 38-20 win over Arizona State.

Gaffney was selected in the sixth round of the NFL draft by the Carolina Panthers.

Behind Pritchard's efforts with the defense, the Cardinal finished with consecutive top-15 national standings in defensive efficiency in 2011 and 2012. In 2012, Stanford's defense broke the school's single-season sacks record (57) and led the Pac-12 in scoring defense (17.21), total defense (336.21), rushing defense (97.0), sacks (4.07) and tackles for loss (9.00).

Capped off by a Pac-12 title game victory and Rose Bowl crown, the 2012 Cardinal ranked first nationally in sacks, second in tackles for loss,

fifth in rushing defense and 11th in scoring defense.

A four-year letterwinner for the Cardinal from 2006-09, Pritchard appeared in 31 career games and made 20 starts, throwing for 2,865 yards and 15 touchdowns.

Pritchard made his first career start against USC on Oct. 6, 2007, and engineered an epic 24-23 upset of the second-ranked Trojans in the Los Angeles Coliseum. His 10-yard game-winning touchdown pass to Mark Bradford on fourth down with 0:49 left in the game secured his spot in Stanford football lore.

Pritchard started all 12 games as a junior in 2008 and threw for 1,633 yards and 10 touchdowns, helping Stanford to a 5-7 record. He relinquished his starting duties to Andrew Luck in 2009. Pritchard saw action in five games that season, capped off by a start in the Sun Bowl for an injured Luck.

A native of Tacoma, Wash., Pritchard earned a communication degree from Stanford. He resides in Palo Alto with his wife, Caroline.



Recruiting Areas

Colorado, Hawaii, Oklahoma,
Texas (Dallas, Northeast)



Lance Taylor

Runningbacks
Alabama '03
First Season



Taylor graduated from Alabama in 2003 with a degree in management.

Taylor played professionally for the Colorado Crush and Columbus Destroyers of the Arena Football League and af2's Green Bay Blizzard and Louisville Fire from 2004-06.

Taylor's father, James, also attended Alabama and was a member of the school's 1973 national championship team as a running back under legendary head coach Paul "Bear" Bryant.

Married to the former Jamie Ravenna, the couple reside in Palo Alto with their newborn child, Jameson "Jet" Edward Taylor.

The Taylor File

Year	Program	Position
2007-08	Alabama	Graduate Assistant
2009	Appalachian State	Assistant Coach
2010	New York Jets	Coaching Intern
2011	New York Jets	Offensive Quality Control
2012	New York Jets	Offensive Quality Control Assistant Tight Ends
2013	Carolina Panthers	Assistant Wide Receiver
2014	Stanford	Running Backs

Lance Taylor joined the Stanford program in 2014 as the Cardinal's running backs coach.

Taylor came to Stanford from the Carolina Panthers, where he spent the 2013 season as assistant wide receivers coach, working directly with Ricky Proehl.

Prior to his time at Carolina, Taylor spent three seasons with the New York Jets from 2010-12, serving as a coaching intern in 2010, offensive quality control coach in 2011 and assistant tight ends/quality control coach in 2012.

During Taylor's time working with the Jets' tight ends, Jeff Cumberland (29) and Dustin Keller (28) ranked second and third on the team, respectively, in receptions.


Before his stint in the NFL, Taylor coached wide receivers at Appalachian State in 2009. Under his tutelage, the Mountaineers set school records with 284 receptions and 3,621 receiving yards. The team finished 11-3, won the Southern Conference title and advanced to the Football Championship Subdivision semifinals.

He began his coaching career as a graduate assistant for Nick Saban at his alma mater, Alabama, from 2007-08.

A walk-on at Alabama before earning a scholarship, Taylor played in 38 consecutive games at wide receiver from 1999-2003 for the Crimson Tide. As a senior, he served as a special teams captain for (then) head coach Mike Shula.

Recruiting Areas

Alabama, Florida (Southern), North Carolina, South Carolina, Virginia, Washington, D.C.





Morgan Turner

Tight Ends

Illinois '09
Second Season



The Turner File

Year	Program	Position
2009	Indiana State	Quarterbacks
2010	Stanford	Sports Performance Intern
2011-12	Stanford	Offensive Assistant
2013-14	Stanford	Tight Ends

Morgan Turner is in his second season as a full-time member of the coaching staff in 2014 and his fifth season overall with the program.

In his first season as the tight ends coach, Turner helped continue the tradition of Stanford's power rushing offense. The 2013 tight ends corps played an integral part in Stanford rushing for 2,904 yards in 14 games.

In 2011 and 2012, Turner served as an offensive assistant after having served as a sports performance intern during the 2010 season.

Turner has worked closely with the program's run-game and helped define a physical style of play that has separated Stanford from other programs. The program has become especially well-known for its recent production of NFL tight ends with Turner helping to develop recent players Konrad Reuland (New York Jets), Coby Fleener (Indianapolis Colts), Levine Toilolo (Atlanta Falcons) and Zach Ertz (Philadelphia Eagles).

In 2012, Ertz was a unanimous All-America with first-team honors from the American Football Coaches Association, Associated Press, Sporting News

and Walter Camp Football Foundation. Ertz and Toilolo combined to catch 93 passes for 1,291 yards and 10 touchdowns in 2012 as Stanford led all schools nationally in tight end productivity.

Toilolo led Stanford in yards/catch (16.4), while Ertz led the nation's tight ends in receptions and yards.

Prior to his arrival at Stanford, Turner spent the 2009 season as the quarterbacks coach at Indiana State, where he worked under head coach Trent Miles and offensive coordinator Troy Walters, a former Stanford All-America flanker.

During the 2008 season, Turner served as the quarterbacks coach and scout team coordinator for Illinois' Central High School. Turner helped Central to a berth in the Illinois state playoffs.

A 2009 graduate of Illinois, Turner served as a student coach for the Fighting Illini during the 2004 season.

The Champaign, Ill., native earned a bachelor's degree in finance from Illinois.

Recruiting Areas

Arkansas, Illinois, Indiana, Iowa, Minnesota, Missouri, Tennessee, Wisconsin





Joe Ashfield

Offensive Assistant

St. John's (Minn.) '00
Fourth Season



Derek Belch

Special Teams Graduate Assistant

Stanford '08
Second Season



Joe Ashfield is in his second season as an offensive assistant with Stanford after returning to the coaching staff in 2013.

Ashfield is in his second stint with the Cardinal after spending the 2005 and 2006 seasons as an offensive assistant.

Ashfield's duties include assisting with practice coverage, charting plays, statistical analysis and preparing opponent scouting reports for the offensive staff.

In 2006, Ashfield was a graduate assistant for the Stanford program, assisting tight ends and the offensive line with game day responsibilities centered on personnel substitutions and charting plays.

Ashfield spent the 2007 season as the quarterbacks and wide receivers coach and recruiting coordinator at Simpson College (Iowa). From 2008-10, Ashfield was the receivers coach at Loras College (Iowa). He was the offensive coordinator and quarterbacks coach at New Mexico Military Institute from 2011-12.

Ashfield was a graduate assistant coach in 2004 at Delta State (Miss.), where he coached tight ends and assisted the offensive coordinator with the offensive line. He earned his master's degree in health, physical education and recreation from the school in 2005.

Ashfield graduated magna cum laude in 2000 from St. John's (Minn.) with a bachelor's degree in English and communication arts. He played quarterback for two seasons at St. John's before playing in the German Football League in 2001 for the Schwaebisch Hall Unicorns.

Ashfield coached in New Zealand for three years, where he was the head coach and director of coaching for the North Harbour Pride -- a semi-pro team in Auckland -- from 2001-04. Ashfield was the head coach of the New Zealand National Team in 2004.

Derek Belch is in his second season as a special teams graduate assistant on Stanford's coaching staff.

Belch, a 2008 Stanford graduate with a bachelor of arts in communication and a master's degree in journalism, rejoined the Stanford community after playing for the Cardinal football team from 2003 to 2007.

After graduating from Stanford, Belch spent three years as a senior consultant at Booz Allen Hamilton where he provided program management in support of the Department of Defense's Space and Naval Warfare Systems Command (SPAWAR) Program Office. He then enrolled in the MBA program at USC's Marshall School of Business, graduating in 2012 before returning to Stanford.

Belch was a Pac-12 All-Academic selection during the 2007 season as a place kicker. He converted all 26 of his extra point attempts in 2007 -- none more important than the game-winning PAT in Stanford's historic upset of No. 1 ranked USC -- and made 15 field goals, including a 50- and a 52-yarder against San Jose State.

Belch's work experience also includes two years at the JB Sports Agency, where he assisted with new business development activities, broadcasting high school football games, and writing and pitching two television shows in Hollywood.

While a member of Stanford's coaching staff, Belch is enrolled in the department of communication's media studies graduate program.






Jarrett Huk

Defensive Assistant

Idaho State '10
Third Season



Brad Idzik

Offensive Assistant

Wake Forest '14
First Season



Jarrett Huk is in his third season on the Stanford staff and second as a defensive assistant. In 2012, Huk served as a volunteer assistant with the Cardinal program.

Huk's duties include assisting with practice coverage, charting plays, statistical analysis and preparing opponent scouting reports for the defensive staff.

Prior to coming to Stanford, Huk served as the special teams intern for the Oakland Raiders in 2011.

Huk was a wide receivers coach and assistant special teams coach at Chabot Community College in Hayward from 2010-11. He previously served as a graduate assistant at Idaho State, where he also earned a bachelor's degree in physical education and teaching.

Huk, a place kicker during his collegiate playing career, was a two-time Big Sky All-Academic selection at Idaho State and spent three seasons with the program as a strength and conditioning intern while an undergraduate.

He holds a master's degree in sport management from the University of San Francisco.

Huk resides in Palo Alto with his fiancé, Krissy.

Brad Idzik joined the Stanford football program in 2014 for his first season as an offensive assistant for the Cardinal.

Idzik is a 2014 graduate of Wake Forest University where he graduated with a degree in mathematical business. He also minored in global trade and commerce after a sabbatical term studying politics and economics at the University of Cambridge in England.

Idzik transferred to Wake Forest in 2011 following his freshman year at Lehigh. As a member of the Wake Forest football team, playing as a flanker, he made his collegiate debut in 2012 at Notre Dame.

Idzik's father, John Jr., is the general manager of the New York Jets after spending six seasons as the vice president of football administration with the Seattle Seahawks. John Jr. played college football at Dartmouth while Idzik's grandfather, John Sr., was the head football coach at the University of Detroit in the 1960s and also held assistant coaching positions in the NFL, CFL and college football.

Idzik currently resides in Palo Alto.





Tsuyoshi Kawata

Offensive Assistant

JOSAI '95
Fourth Season



Timot Lamarre

Offensive Assistant

Boston College '08
Second Season



Tsuyoshi Kawata is an offensive assistant for the Cardinal program, as the 2014 season is his eighth on the Stanford coaching staff and fourth on the offensive side of the ball.

Kawata came to Stanford in 2007 as a volunteer assistant under former head coach Jim Harbaugh. His duties have included assisting with the development of Stanford's running game, organizing practice coverage, charting plays, statistical analysis and preparing opponent scouting reports for the offensive staff.

Prior to coming to Stanford, Kawata served in various coaching capacities with OBIC Seagulls of the Japanese League from 1999-2006, including offensive coordinator (2004-06) and assistant head coach (2005-06).

He also played on the Seagulls offensive line from 1995 to 2003 and helped OBIC win the first Football World Cup that was held in Palermo, Italy, in 1999. He earned all-Japan League honors three times during his playing career.

A native of Tokyo, Japan, Kawata is a 1995 graduate of JOSAI University, where he was a two-time all-conference selection.

Kawata currently resides in Menlo Park.

Timot Lamarre is in his third season with Stanford Football and second as an offensive assistant. Starting as a sports performance intern in the summer of 2012, Lamarre took on the role of recruiting and operations assistant for Stanford's run to the 2013 Rose Bowl.

Before coming to Stanford, Lamarre spent two years at the Massachusetts Institute of Technology (MIT). Starting out as the defensive backs coach in 2010, Lamarre moved to the offensive side of the ball coaching wide receivers for the 2011 season. An NSCA-certified strength & conditioning specialist, Lamarre also served as the department's head strength coach from April 2011 until his departure in 2012. He directed strength programs for 10 varsity teams including football and oversaw the weight room for the nation's largest Division III athletic program.

Prior to his tenure at MIT, Lamarre spent the 2009 season as a defensive line coach with Maryville College while earning a master's in sport psychology from the University of Tennessee. During the 2008 season, Lamarre served as a recruiting assistant for the Vols.

Lamarre graduated from Boston College in 2008 majoring in psychology and minoring in economics.





Greg Mangan

**Defensive
Graduate Assistant**
Oberlin '09
Second Season



Greg Mangan is a defensive graduate assistant for the Cardinal while pursuing a master's degree in liberal arts. The 2014 season is his second with the program.

Prior to joining Stanford, Mangan served as quarterbacks coach for two seasons at his alma mater, Oberlin College. In 2011, he coached Josh Mandel who threw for 1,400 yards and 12 touchdowns in seven starts for the Yeomen. Mandel finished his career ranked third in Oberlin history with 4,570 yards passing and 42 touchdowns.

A 2009 Oberlin graduate with a degree in English, Mangan was a four year letterwinner (2005-08) and team captain as a senior. He holds several major passing records for the Yeomen including yards (7,002), completions (591), touchdowns (48) and completion percentage (.633).

Upon graduating from Oberlin, Mangan served as a volunteer coach at City College of San Francisco during the 2009 season before returning to his high school alma mater, Saint Ignatius College Prep in San Francisco, to work as the quarterbacks coach for the 2010 season.



Marc Mattioli

**Defensive
Graduate Assistant**
Rhodes '09
Third Season



The 2014 season is Marc Mattioli's third on the Stanford coaching staff as a defensive graduate assistant. He assists with the daily operations of the defense and coaching the defensive secondary.

Prior to joining the Cardinal staff, Mattioli served for two seasons as the defensive line coach for LaGrange (Ga). He also served as the defensive coordinator for LaGrange's junior varsity team in 2011.

A four-year letterman at Rhodes (Tenn.), Mattioli played tight end before transitioning to the defensive line for his final three campaigns. He served as team captain as a senior in 2008 and in 2006 was part of the Rhodes unit that ranked fifth in the nation in total defense.

He earned Southern Collegiate Athletic Conference All-Academic honors four times. Mattioli was the National Foundation and College Hall of Fame Outstanding Student-Athlete Award recipient for Rhodes and was an all-SCAC choice in 2006 and 2008.

Mattioli graduated from Rhodes with a degree in political science. He is working on a master's degree in liberal arts at Stanford.





Robbie Picazo

Offensive Assistant

Rhodes '13
First Season



Diron Reynolds

Defensive Assistant

Wake Forest '94
First Season



The 2014 season is Robbie Picazo's second on the Stanford coaching staff and first as an offensive assistant. He assists with the daily operations of the offense.

Picazo spent the 2013 season as a student assistant while finishing his coterminous degree program. His bachelor's degree is in management, science and technology and he earned his master's degree in psychology.

Picazo played quarterback at Stanford from 2009-12, making his collegiate debut in 2010 against Oregon State. He completed all three pass attempts for 15 yards against San Jose State in 2011.

Hailing out of Santa Margarita, Calif., Picazo was the Orange County Offensive Player of the Year honors after throwing for 2,754 yards and 33 touchdowns as a senior. He set a school single-game record by completing 22 passes against Mater Dei in the 2008 CIF playoffs and also set single-season records for completions (192), touchdown passes (33) and passing yards (2,754) as a senior.

Picazo is a former National Football Foundation Scholar-Athlete Award recipient.

His father, Bob, wrestled at Stanford as a freshman in 1975-76.

The Reynolds File

Year	Program	Position
1995-96	Brookland-Cayce H.S.	Assistant Coach Strength & Conditioning
1997-98	Wake Forest	Graduate Assistant
1999-2000	Wake Forest	Outside Linebackers
2001	Indiana	Defensive Tackles
2002-06	Indianapolis Colts	Defensive Quality Control
2007	Miami Dolphins	Defensive Line
2009-13	Minnesota Vikings	Assistant Defensive Line

Diron Reynolds joins the Stanford coaching staff for his first season in 2014 as a defensive assistant.

Reynolds comes to The Farm following five seasons with the Minnesota Vikings where he served as an assistant defensive line coach. Reynolds worked with Brendan Daly and Karl Dunbar on the unit with Minnesota leading the NFL with 50 sacks and 15 fumble recoveries in 2011.


He spent the 2007 season with the Miami Dolphins as a defensive line coach and spent five seasons in Indianapolis as a member of Tony Dungy's coaching staff where he served as a defensive quality control coach.

In 2001, Reynolds worked as a defensive tackles coach at Indiana University. His first collegiate coaching experience came at his alma mater, Wake Forest, where he served as a graduate assistant in 1997-98 and outside linebackers from 1999-2000.

Reynolds began his coaching career in 1995 at Brookland-Cayce High School where he served as an assistant coach and strength and conditioning coach.

He earned four letters as a linebacker and special teams contributor at Wake Forest from 1990-93, graduating in 1994 with a degree in communication. He also earned a master's degree in liberal studies from Wake Forest in 1999.





Matt Doyle

Associate Athletic Director
Director of Football Operations
UC Davis '98
15th Season



Mike Eubanks

Assistant Athletic Director
Director of Football Administration
Stanford '97
Eighth Season



Matt Doyle is in his 15th season with the Stanford program with 2014 marking his second as associate athletic director and director of football operations. From 2007-2013, Doyle was the assistant athletic director and director of football operations.

In his current role, Doyle oversees the day-to-day-operations of the football program while serving as a liaison to several groups in the athletics and university community.

Doyle is very involved in athletic administration on a national level as he currently serves on the Rose Bowl Game Advisory Committee and the newly-formed College Football Playoff Advisory Committee. In 2014, he was appointed as the vice president of the AFCA Football Operations National Committee, and will assume the role of president in January 2015. In 2012, Doyle was the recipient of the FootballScoop.com Football Operations Director of the Year, an award that is nominated for and voted on by his peers.

His broad range of responsibilities include the overall management of the football budget, team travel, bowl game coordination, and the David Shaw Football Camps and Clinics. He also plays a key role in fundraising and outreach for the program as he coordinates the Stanford Football Alumni and fundraising efforts. Doyle also works closely with members of the campus community including the faculty, housing and dining, the dean's office and academic advising. Other duties include game day management, the coordination and planning of team events and special projects related to the football program. Doyle played an integral role in last year's remodel and extension of the football wing of the Arrillaga Family Sports Center.

Since its founding in 2011, Doyle has served on the Board of Directors for FitKids, a local non-profit organization that provides after-school fitness programs and promotes a healthy lifestyle in underserved communities.

Doyle earned his bachelor's degree in history from UC Davis in 1998, where he played outfield on the baseball team. Doyle has a master's degree in sport management from the University of San Francisco.

Doyle and his wife, Hillary, reside in Redwood City. The couple has a daughter, Catherine, and a son, Matthew.

Mike Eubanks is in his eighth season as assistant athletic director and director of football administration.

Eubanks works closely with head coach David Shaw and the rest of the Stanford staff on all aspects of the recruiting process. His primary responsibilities include the planning and execution of official and unofficial visits, development of marketing messages, strategic planning, management of the recruiting database and faculty involvement. Among recent top-20 signing classes, the Cardinal's 2012 class ranked fifth in the nation.

Eubanks also assists Shaw in scheduling and special projects including community outreach. Within this role, he also works with Stanford's external relations office units. He coordinates @stanfordFBall, the official Twitter account of Stanford football, along with the program's Facebook page. Eubanks served an interim role directing football media relations for the Cardinal's 2012 season.

Eubanks developed his innovative honorary captain program, which connects the program with former players, alumni and campus leaders on game weekends.

In 2012, Eubanks was nominated for the Amy J. Blue Award, which honors Stanford University staff members who are exceptionally dedicated, supportive of colleagues and passionate about their work.

Prior to joining the Stanford program, Eubanks worked in sports publishing and management consulting.

Eubanks earned both his undergraduate and graduate degrees from Stanford, graduating in 1997 with a bachelor's degree in chemistry before earning his master's in chemistry in 2000.

Eubanks and his wife, Carridine, reside in Foster City with their daughter, Collette.





Ron Lynn

Director of Player Development
Mount Union '66
Fifth Season



After serving as Stanford's assistant head coach and co-defensive coordinator for the 2008 and 2009 seasons, Ron Lynn is in his fifth year as the program's director of player development.

Lynn's primary duties focus on all on-campus recruiting and camps while serving as Stanford's liaison with NFL scouts. In the latter role, Lynn provides agent education and advice to all players and directs the program's Pro Timing Day. He is also the program's liaison with academic counselors and study tables, freshman summer school and the compliance office for NCAA eligibility and related matters.

Lynn also coordinates the popular in-season events for The Council, a booster group that was formerly known as the Council of Chiefs. On the day prior to home games, the group congregates in the press box with Lynn leading a discussion relating to the upcoming game. He arranges for various guests including players and coaches who provide insight on previous games as well as the next day's opponent.

One of the most respected defensive minds in the game, Lynn's long line of experience includes holding defensive coordinator positions with the San Diego Chargers (1986-91), Cincinnati Bengals (1992-93) and Washington Redskins (1994-96). He was a secondary coach in the NFL with the New England Patriots (1997-99), Oakland Raiders (2000-03) and San Francisco 49ers (2004).

Lynn got his start in coaching as a graduate assistant at Toledo in 1966 before returning to his alma mater, Mount Union, where he coached from 1967-73.

Lynn then moved to coaching positions at Kent State (1974-76), San Jose State (1977-78), Pacific (1979) and California (1980-82), where he served as defensive coordinator.

His first professional coaching position was with Oakland Invaders of the USFL, where he worked as the team's defensive coordinator for all three years of the team's existence (1983-85).

Lynn graduated from Mount Union in 1966 with a bachelor's degree in chemistry. He later added a master's degree in education from Toledo in 1970.

Lynn and his wife, Cynthia, have three children - Ryon, John and Alec.



Ryan Devlin

Assistant Director of Operations and Recruiting
Linfield '05
Fourth Season



Ryan Devlin is in his fourth year at Stanford, having joined the football program in 2011.

Prior to the start of the 2012 season, he was promoted to assistant director of football operations and recruiting.

Before arriving on The Farm, Devlin coached the rover position and assisted with special teams at Linfield in 2010, as the Wildcats won the Northwest Conference crown and notched their 55th consecutive winning season.

From 2003-2006, Devlin worked on both sides of the ball and helped Linfield (Ore.) earn three consecutive Northwest Conference titles. In 2004, Linfield won the Division III national championship.

Devlin worked as a staff assistant for the Arizona Cardinals from 2008-09, where he assisted with video operations, college scouting and breaking down games for the defense and special teams. While at Arizona, the Cardinals won back-to-back NFC West Division championships and played in Super Bowl XLIII.

Devlin also spent time at San Jose State, working on the football staff as a graduate assistant and assistant video coordinator in 2007.

A native of Tualatin, Ore., Devlin graduated from Linfield in 2005. Devlin and his wife, Monica, were married in 2010 and reside in Menlo Park.





Mike Gleeson

Video Director
Sacramento State '89
22nd Season



Mike Gleeson is in his 22nd season as video director for Stanford's football program, having started his career on The Farm in 1993.

In his current position, Gleeson oversees all of the audio, video and computer needs for the football program. Gleeson also spearheads the recording of all practice sessions and games and edits video for game-planning purposes.

Gleeson has been named the Pac-12's Video Director of the Year six times during his tenure at Stanford.

Prior to his arrival at Stanford, Gleeson worked 10 years in professional football, including two years with the New Orleans Saints, four with the Miami Dolphins, two with the Atlanta Falcons and two seasons in the World Football League.

A native of Napa Valley, Calif., Gleeson graduated from Cal State Sacramento in 1989 with a bachelor's degree in business management.

He resides in Palo Alto and has one daughter, Clare, who graduated from LSU in 2014 with a degree in communications.



Theresa Miraglia

Administrative Associate
15th Season




Theresa Miraglia is in her 23rd year at Stanford and 15th season with the Cardinal football program.

In her current role, Miraglia is the administrative associate for the football program in addition to processing all football related expenses.

Prior to joining the football program, Theresa worked in the Stanford's athletic accounting department for eight years.

She has one son, Drew.



Jon Oswald

Video Production Manager
San Diego State '07
Eighth Season




Jon Oswald is in his eighth season as video production manager.

Oswald helps oversee the day-to-day aspects of the video department, including supporting coaches and staff for creative and strategic video purposes.

Oswald produces all motivational weekly and season highlight videos for the football program, while shooting, acquiring and editing all footage. He also produces recruiting specific videos, helps manage CardinalRedFootball.com and assists in the video production of various marketing projects.

A 2007 San Diego State graduate, Oswald worked for three seasons as the video coordinator at the University of San Diego during former Stanford head coach Jim Harbaugh's stint with the Toreros.

Oswald and his wife, Ledah, reside in Mountain View.



Gary Hazelitt

Equipment Manager
Cal State Fullerton '84
15th Season



Gary Hazelitt enters his 15th season as Stanford's head equipment manager. He is responsible for overseeing the purchasing, fitting, maintenance and distribution of equipment for the entire Stanford athletic program, with his primary duties focused on the needs of the football program.

Hazelitt is also responsible for the overall budgeting of the athletic department equipment needs and oversees the allocation and disbursement of the department's apparel contract. A certified member of the Athletic Equipment Manager's Association, Hazelitt served as the head equipment manager at San Jose State (1990-99) and was the assistant equipment manager at Cal State Fullerton (1983-89) before assuming his duties at Stanford.

A 1984 graduate of Cal State-Fullerton, Gary resides in Palo Alto with his wife, LuAnn.



Callie Seidman

Administrative Associate
Fresno State '12
Second Season



Callie Seidman began as an administrative associate for the Cardinal after one year of working with operations and events for Stanford Athletics. The 2014 season marks her second with the football program.

Seidman handles all administrative duties for head coach David Shaw. She also assists director of football operations Matt Doyle in day-to-day duties including team travel, operations and summer camps.

A former lacrosse player, Seidman graduated from Fresno State in 2012, where she captained the team as a junior and senior and was student-athlete advisory committee president. She is currently pursuing a master's degree in sport management from the University of San Francisco.

Seidman resides in Menlo Park.



Kurt Svoboda

Senior Assistant Athletic Director
Colby-Sawyer '00
Second Season



Kurt Svoboda joined Stanford in February 2013 as the department's senior assistant athletics director. He directs football communications while overseeing all department public relations and strategic communications efforts including social media as well as streaming video. He is also Stanford's liaison to the Pac-12 Networks.


Previously, Svoboda spent eight years at Harvard University, most recently as the assistant director of athletics. He served as the chief public and media relations executive for the nation's largest athletic department while also overseeing social media, creative and multimedia efforts. He served as the main contact for football, men's basketball and baseball as well as 10 other programs during his tenure.

Prior to his stay at Harvard, he was the director of sports information at Saint Anselm College (N.H.) from 2001-05 where he was the nation's youngest full-time director.

Svoboda was an academic all-conference baseball player and four-year letterman at Colby-Sawyer College (N.H.), winning two Commonwealth Coast Conference titles and finishing among the Chargers' all-time leaders in fielding percentage and putouts.

Svoboda earned his bachelor's in exercise and sport sciences while graduating magna cum laude in 2000. He began his career in sports information while doubling as an assistant baseball coach at Franklin Pierce University, and earned his master's in liberal arts from Harvard University in 2009 with a concentration in finance and control.

Svoboda resides in Palo Alto with his wife, Joanna, and their son, Jaxon.



Alan George

Assistant Director of Communications
Centre '05
Third Season




Alan George is in his third season as assistant director of communications. George oversees football communications for student-athletes and manages the press box at Stanford Stadium. He also serves as the communications contact for men's swimming, diving and both golf programs.

Prior to Stanford, George was an assistant communications director at Notre Dame, where he led publicity efforts for the Irish women's volleyball, swimming and softball programs. He also led the athletic department's social media endeavors.

George played football at Centre College (Ky.), where he graduated with a degree in economics. He got his start as a graduate assistant at Western Kentucky and also worked as an operations intern for the Single-A South Atlantic League's Lexington Legends.

George resides in Mountain View with his fiance.



Brett Moore

Assistant Director of Communications
Illinois Wesleyan '10
Second Season



Brett Moore enters his second season at Stanford in 2014. Moore oversees digital football communications and manages team statistics. He also serves as the communications contact for baseball and the women's swimming, diving program while also producing digital features for the department.

Moore came to Stanford after two years at Harvard where he served a variety of roles including being the primary contact for women's basketball, baseball, field hockey, men's & women's swimming and diving, men's and women's squash and men's and women's water polo, women's ice hockey, Harvard's four rowing programs and the 2013 NCAA Women's Water Polo Championships hosted at Harvard's Blodgett Pool.

Before joining Harvard, Moore received the College Sports Information Directors of America Phil Langan Graduate Internship Grant to work as an intern at Illinois Wesleyan University.

A graduate of Illinois Wesleyan in 2010 with a degree in business administration, he worked in the university communications office where he prepared game programs, updated biographies and kept statistics for the athletic department as a student. Moore was also a member of the baseball team and captained the 2010 NCAA Division III national championship squad at Illinois Wesleyan.

Moore, who resides in Redwood City, completed a master's degree in recreation, sport and tourism from the University of Illinois at Urbana-Champaign in 2012.

Support Staff



Mike Lane
Assistant Equipment
Manager



Ted Hanson
Assistant Equipment
Manager



Tom Decaro
Volunteer Staff
Assistant



Harry Alderson
Volunteer Staff
Assistant



Ophny Escalante
Staff Assistant



Araceli Ortiz
Assistant Athletic Director
Marketing



Mark Soltau
Content Editor and
Producer



Rich Muschell
Football Ticket Office
Specialist

SPORTS PERFORMANCE

Stanford's strength and conditioning program is designed to develop and train players that desire to persistently work toward achieving their goals, and that believe by sincerely dedicating themselves to their preparation they will deserve to be confident and expect to be successful. The staff, led by Kissick Family Director of Football Sports Performance Shannon Turley, strives to achieve three primary goals in training: injury prevention, athletic performance enhancement and mental discipline development.

The staff conducts individualized football-specific training designed to prepare ligaments, tendons, muscles, bones and joints to function synergistically to minimize the potential risk and severity of sport related injury. The program also emphasizes position-specific training designed to improve speed, acceleration, power, agility, strength, stamina, flexibility, balance and body composition. Nutrition education to teach lifestyle management skills essential to fueling the mind and body to perform and recover in the classroom and on the field is critical to each player's comprehensive development.

The staff also works closely with all players to teach mental discipline skills designed to direct attention to concentration on the task at hand while focusing on the process of their performance. Stanford's student-athletes are also trained to relax, execute with confidence, respond to any outcome with a positive attitude and trust their teammates and coaches while minimizing distractions that could be a deterrent to personal and team performance.

Cardinal football players train in a 10,000 square-foot, state-of-the-art facility located in the Arrillaga Family Sports Center. The weight room has been equipped with an impact absorbent surface. In addition, the plyometric exercise area is composed of an impact absorbent composite flooring system that measure well over an inch in thickness and is specially designed to reduce the impact imposed on the body during exercise.

Included in the football weight training facility are eight Powerlift Olympic Platforms as well as 16 Powerlift self-contained weight lifting stations, approximately 12 tons of free weights, three complete sets of dumbbells from five to 150 pounds, a complete line of Hammer Strength and selectorized machines, state-of-the-art video equipment, which includes a vast array of cardio machinery.

The facility also has a fully-equipped nutrition and supplement station, complete with everything an athlete may need to assist with recovery and carbohydrate replacement beverages along with dietary supplements.

MISSION

Utilizing challenging, pioneering methodology, within an educationally-enriched and scientific environment, our mission is to push the limits of innovation to new heights while driving progress in uncharted directions that will facilitate the ethical enhancement of athletic performance and improved quality of life for the Stanford athlete.

1. Decrease the Potential for injury
2. Improve Athletic Performance
3. Education of the Athlete
4. To create an atmosphere in which our athletes can train hard and recover well and ensure peak performance so that they may attain success within their respective sports and continue to be called "CHAMPIONS"





Shannon Turley

Kissick Family Director of
Football Sports Performance

Virginia Tech '00
Eighth Season



Shannon Turley is in his eighth year at Stanford serving as the Kissick Family Director of Football Sports Performance. In 2013, his position became the first endowed sports performance directorship in collegiate athletics with the generous gift of John Kissick and his family. Turley has created a comprehensive player development program designed to achieve three primary goals: injury prevention, athletic performance enhancement, and mental discipline development.

In 2013, Turley was recognized as the College Strength and Conditioning Coach of the Year by the National Strength and Conditioning Association (NSCA) as selected by a vote of its members. He was the 34th recipient to be honored with this prestigious award in the association's 36 year history.

Following the 2011 season, FootballScoop named Turley as the 2011 Strength and Conditioning Coach of the Year as determined by a panel of coaches and previous recipients. In addition, Turley has earned significant credit from the Stanford coaching staff for his role in turning around a team that won a single game the year before his arrival, to an elite program which has achieved its greatest success with four straight BCS Bowl appearances and consecutive Pacific-12 Conference championships.

Integral parts of Turley's program include sports nutrition education, lifestyle management, and sports psychology programming, all of which ensure the optimal physical and mental preparation of Stanford's athletes. Turley is responsible for planning meals for the program's training table, travel, and game day to guarantee optimal nutrition and hydration. He also

collaborates with the sports medicine staff to develop an individualized, sport and position specific, active integration rehabilitation plan to ensure the successful return to competition of all injured players.

Turley brings 15 years of collegiate coaching experience to the Stanford Sports Performance program. Prior to arriving on the Farm, Turley spent the 2006 campaign with the University of San Diego as Director of Athletic Performance for the Torero's 16 sport programs.


Before becoming the Director of Athletic Performance at USD, Turley served the University of Missouri as a graduate assistant (2001-2002) and assistant director (2003-2005). He also spent the 2001 season coaching the Class-AA Wichita Wranglers, an affiliate of Major League Baseball's Kansas City Royals.

Turley earned his bachelor's degree in the science of human nutrition, foods, and exercise from Virginia Tech in 2000, while also earning a minor in chemistry. During his stint with the Hokies, Turley served as president of the Exercise Science Student Organization and began his career in strength and conditioning as a volunteer student assistant following a brief track and field career. He continued his education at Missouri where he earned a master's degree in education and counseling psychology with a concentration in sports psychology.

Turley is a certified member of the NSCA, and previously held certificates from the Collegiate Strength and Conditioning Coaches Association, and the International Society of Sports Nutrition. Turley is one of the nation's most sought after innovators and regularly presents concepts of his training system to diverse audiences at venues around the world.

A native of Bluefield, W.V., Turley resides in Campbell, Calif. with his wife, Brittany, their daughter and two dogs.





Cullen Carroll


**Sport Performance
Graduate Assistant**
Willamette '13
First Season



Cullen Carroll is in his first year as a sports performance graduate assistant after starting at Stanford in January 2014 as an Intern assistant.

Before coming to Stanford, Carroll was a 2013 sports performance intern at Wake Forest University. There, Carroll was the head men's rugby performance coach, while also assisting with men's & women's Soccer, baseball, track and field, and field hockey.

A native of Petaluma, Calif. Carroll graduate from Willamette University in 2013 with a degree in exercise science. He played football for the Bearcats from 2009-2012, earning All-Northwest Conference honors as a linebacker.



Ryan Cidzik

Sport Performance Coordinator
Susquehanna '01
First Season



Ryan Cidzik joined Stanford's sports performance staff in February 2014 and begins his first season with the football team in 2014.

One of the leading coaches on the topic of concussion prevention for football players, Cidzik has spoken at numerous conferences and published articles on his system of neck testing and training methods for contact sport athletes.

Cidzik joined Stanford after two years as the director of strength and conditioning for football and outdoor sports at Columbia University. In his two seasons at Columbia, the Lions had the lowest concussion rate in the Ivy League, dropping from 19 concussions the year before arriving down to five.

Cidzik brings over a decade of NFL and collegiate experience as a strength and conditioning coach to the Stanford Sports Performance program. Prior to Columbia, Cidzik spent the previous two seasons as a strength and conditioning coach for the University of Memphis football team. He was the head football strength and conditioning coach in 2011 after serving as the assistant director of football strength and conditioning in 2010. Cidzik was responsible for the physical and mental development of the student-athletes and supervised the training of 2011 NFL first-round draft pick and future ProBowler Dontari Poe (11th overall to Kansas City).

Before joining the Memphis coaching staff, Cidzik spent two years as an assistant strength and conditioning coach in the NFL. From 2009-10, he worked with the New York Jets and was directly responsible for the physical development of all offensive and defensive linemen, while assisting with skill and mid-skill players. New York had the fifth least-injured team in the 2009 NFL season while making an appearance in the AFC Championship game.

Prior to his time in New York, Cidzik was an assistant strength and conditioning coach with the Cleveland Browns from 2008-09. He was also a volunteer assistant with the Browns in 2007 after serving as strength and conditioning coordinator for NFL International Player Development for NFL Europe from 2004-07.

Cidzik has considerable experience at the college level as well. He served as head strength and conditioning coach at Northwestern State University (La.) (2006-08), assistant strength and conditioning coach at Louisiana Tech (2003-06) and volunteer assistant at the University of Richmond (2003).

Cidzik earned his bachelor's degree from Susquehanna in 2001 and earned his master's degree of exercise science from Louisiana Tech in 2005. He is a Certified Strength and Conditioning Specialist (CSCS), a Registered Strength and



Andy Ward

Sport Performance Coordinator
Cal State Stanislaus '09
Third Season



Andy Ward is in his third year as a full-time sports performance coach at Stanford and his fourth year overall with the department. He works full-time with the football program and has worked previously developing strength training aspects for the track & field program.

Prior to Stanford, Ward split the 2010-11 academic year with internships at the University of California San Diego and Sacramento State University. At UC San Diego, Ward assisted with the design and implementation of 13 sport-specific programs; at Sacramento State, he implemented programs for men's and women's soccer and men's golf while assisting with 11 other programs.

Ward earned an undergraduate degree in physical education from California State University Stanislaus where he was a student assistant in the strength program while serving as a performance trainer at nearby Custom Built Personal Training. He earned his master's degree in exercise science at California University (Pa.).



Matt Zuback

Sport Performance Intern
Gettysburg '11
First Season



Matt Zuback is in his first year as a full-time intern with the Stanford sports performance department. He assists with the football program and works with the wrestling program.

Before starting at Stanford, Zuback spent time with the Olympic Sports department at University of Maryland and the Arizona Rattlers of the Arena Football League. At Maryland, Zuback worked directly with 14 of their teams, and with the Rattlers he helped design the in-season program for the eventual AFL champions. Originally from New Jersey, Zuback spent time as the head performance coach at a Parisi Speed School franchise there before starting in Arizona.

Zuback graduated from Gettysburg College in 2011 with a degree in Health & Exercise Science, and received his CSCS that Spring.

Conditioning Coach (RSCC), a USA Weightlifting Certified Level-1 Club Coach, and is certified in Orthopedic Assessment (AIAM).

Cidzik was a four-year letterwinner and two-year starter at fullback for Susquehanna University from 1997 through 2000, helping the Crusaders win conference championships in 1998 and 1999. After his college football days, Cidzik became an accomplished powerlifter who achieved Elite-Level status as a drug-free lifter. He has held powerlifting records in five different states, and was a two-time national champion at 220 pounds.

Cidzik is the American Powerlifting Association's (APA) former world record holder in the squat. His best competitive lifts include a 786 lb. squat, a 500 lb. bench, and a 624 deadlift. Cidzik was also a competitive Muay Thai and Full Contact Rules kickboxer from 1997 to 2002 and again in 2008.

A native of Rome, N.Y., Cidzik and his wife, Aimee, reside in Union City with their first son, Steele Thomas.



SPORTS MEDICINE

Stanford Athletics, Stanford University School of Medicine and Stanford Hospital and Clinics have developed an integrated program to provide comprehensive care to Cardinal student-athletes. The goal of this program, now in its 17th year, is to ensure that student-athletes receive state-of-the-art medical treatment and rehabilitation.

The mission is to ensure the optimal health and performance of the Stanford student athlete through the continuous pursuit of new knowledge and application of best practices in the field of Sports Medicine.

Stanford sports medicine facilities include the 10,000 square foot Lacob Family Sports Medicine and Human Performance Center. The center, which opened in 2006, offers comprehensive health services for sport and non-athletic injuries and illnesses. The center has a medical clinic with six exam rooms, a treatment room, private consulting offices and digital X-ray.

The facility also features a rehabilitation clinic with the latest equipment and hydrotherapy including a human performance lab offering, biomechanical analyses, exercise physiology, fitness testing and cardiovascular assessment.

Medical care for Stanford student-athletes extends beyond the playing field. The sports medicine program treats all medical conditions while evaluating and maintaining the health of all student-athletes, in addition to optimizing their performance on the playing field. Cardinal student-athletes have access to 10 team physicians and 32 medical consultants. Experts in the field of orthopedic surgery, sports medicine, physical medicine and rehabilitation, rheumatology and internal medicine are available to all student-athletes at Stanford.

The sports medicine program provides over 1,100 hours of physician's attendance at athletic events each year. In addition, Cardinal student-athletes have access to an outstanding rehabilitation program that includes physical therapy services such as injury evaluation, gait analysis, individualized rehabilitation, sports retraining and hydrotherapy.

The Human Performance Laboratory is a center for excellence in sport science providing a unique link between Stanford's prestigious Athletics program, the School of Medicine, and various Academic Departments within the University. We provide sport science services to Stanford's 900 varsity athletes and the greater Stanford Community, and perform interdisciplinary research integrating fields of biomechanics, biomedical engineering, physiology and exercise physiology, orthopaedics, mechanobiology, and exercise rehabilitation.


The physical therapy clinic is staffed by physical therapists, who each hold advanced specializations and expertise in a wide range of clinical skills. Collectively, this experienced group of clinicians is responsible for treating the university's 900 varsity student-athletes across 36 athletic programs through direct referral from the team physicians.

Certified Athletic Trainers are highly qualified, multi-skilled, allied health care professionals and have been part of the American Medical Association's Health Professions Career and Education Directory for more than a decade. Additionally, the American Academy of Family Physicians, American Academy of Pediatrics and American Orthopaedic Society for Sports Medicine, among others, are all strong clinical and academic supporters of Certified Athletic Trainers.





Gerald Keane, MD
 Assistant Clinical Professor,
 Dept. of Functional Restoration
 Brown



Dr. Gerald Keane is a board certified fellowship-trained physiatrist, who concentrates his care in spine related disorders. Dr. Keane serves as a team physician for both Stanford and Cal. He previously served as a physician for the San Francisco 49ers and the United States Figure Skating Association. Dr. Keane has been published extensively on physical medicine and rehabilitation.



Dr. Jason L. Drago, MD
 Assistant Professor
 Head Team Physician
 Cal Poly San Luis Obispo



Dr. Jason Drago is a board certified fellowship-trained orthopaedic surgeon who specializes in sports medicine. He performs arthroscopic and reconstructive surgery of the elbow, shoulder, knee and ankle. He also currently serves as a physician for the United States Ski Team and United States Olympic Committee.

Dr. Drago's research focuses on the use of adult stem cells to regenerate cartilage, where he has pioneered new techniques to replace cartilage defects, as well as methods to accelerate tendon healing by modifying platelet rich plasma (PRP).



Kenneth J. Hunt, MD
 Assistant Professor
 Dept. of Orthopaedic Surgery
 Brigham Young



Dr. Kenneth Hunt is a fellowship-trained orthopaedic surgeon who specializes in foot and ankle surgery. Dr. Hunt performs arthroscopic and reconstructive surgery for foot and ankle injuries and conditions. His research focus is on the biomechanics and treatment of ligament and cartilage injuries in the ankle and sports-related injuries of the foot and ankle.



Floyd VitoCruz, MSPT, SCS, CSCS
 Head Physical Therapist
 San Francisco State



Floyd VitoCruz is a board certified sports clinical specialist through the American Physical Therapy Association and a certified strength and conditioning specialist through the National Strength and Conditioning Association.

VitoCruz arrived on The Farm as a staff physical therapist in the fall of 2009. Working primarily with the football program, Floyd continues to implement detailed and innovative physical therapy protocols, while taking a progressive approach to patient care. In addition, he currently serves as the clinic's volunteer coordinator, providing oversight for volunteer experiences within the sports medicine clinic.

His clinical interests include the practical use of technology in patient care, and Floyd works tirelessly to provide his student-athletes with an organized, well-structured approach to rehabilitation.





Steve Bartlinski

Head Football Athletic Trainer
Ithaca '94
Eighth Season



The 2014 season marks Steve Bartlinski eighth as head football athletic trainer.

Bartlinski has spoken at several conventions including the 2014 National Athletic Trainers' Association 65th Clinical Symposia in Indianapolis, Ind. where he presented on communication, challenges and conflict in athletic training. Last year Bartlinski gave a presentation on concussion management in Japan and also presented about Stanford's sports medicine and sports performance initiatives during a program visit to Las Vegas, Nev. with Shannon Turley, the Kissick Family Director of Sports Performance. Among his many other speaking engagements, Bartlinski spoke at the 2011 International Kinesiotaping Research Symposium in Orlando, Fla.

In 2012 Bartlinski co-authored with a team of Stanford doctors a research paper in the *American Journal of Sports Medicine* on "Acromioclavicular joint injuries in NCAA football: Data from the 2004 through 2009 NCAA Injury Surveillance System."

One of the most coveted athletic trainers in the country, Bartlinski was an invited delegate to the 2014 NFL Scouting Combine as well as the 2013 Leaders In Performance conference in New York.

Prior to coming to Stanford for the 2007 season, Bartlinski served on the athletic training staff of the San Jose SaberCats of the Arena Football League for 12 seasons.

After working as an assistant trainer for the SaberCats during the 1995 and 1996 campaigns, Bartlinski was promoted to the head athletic trainer position and served in that capacity for the next 10 seasons.

In addition to his duties with the SaberCats, Bartlinski also served as an athletic trainer and physical therapist for Daniels Therapy Services in Mountain View (2000-06) and with Baysport Physical Therapy in Los Gatos (1995-2000).

Bartlinski has also served on training staffs for numerous local and national events, including the San Jose Rock 'N' Roll Marathon, USA MotoGP Red Bull Championships, East-West Shrine Game, Pacific Coast Figure Skating Championships, Monday Night Raw, Central Pacific Figure Skating Championships, Bruce Jenner Track and Field classic and the USA Track and Field National Junior Championships.

Bartlinski received his undergraduate degree in athletic training and exercise science from Ithaca (N.Y.) in 1994. He is a member of the Ithaca Alumni Advisory Board and is an approved clinical instructor with the undergraduate athletic training program at San Jose State.

In 2008, Bartlinski was named Stanford Football's Man of the Year for his dedicated service to the football program.

Bartlinski and his wife, Andrea, reside in San Jose with their two children, Owen and Spencer.



Scott Anderson

Head Athletic Trainer
Washington State '00
Eighth Season



Scott Anderson was appointed head athletic trainer at Stanford in 2007. Since then, he has wasted little time in developing and reshaping the athletic training program into a strong and balanced department asset and a group recognized by the National Athletic Trainers' Association (NATA) as a program on the rise.

Anderson has also been instrumental in the application of the "team approach to healthcare" concept - the foundation by which the multidisciplinary staff in the sports medicine program function synergistically to achieve results at the operational level. Communication strategies, a key aspect of achieving positive patient outcomes, have also dramatically improved during his tenure.

Serving as the lead medical services coordinator for the Department of Athletics and team physicians of Stanford Hospital, Anderson has spent considerable energy restoring the infrastructure of a sports medicine program that is responsible for the comprehensive medical care of 34 varsity teams and over 850 student athletes. He has been responsible for the advancement of athletic training policy and standard of care guidelines, enhanced facility and staff support, implementation of the graduate assistant program's clinical educational guidelines, and started the University's only clinical and educational internship offered to undergraduate pre-med students. Anderson has been involved with ongoing collaborative research efforts between team physicians, athletic trainers, physical therapists, and sports scientists.

Certified by the National Athletic Trainers' Association since 2000, Scott is also an approved clinical instructor (ACI), and maintains certifications in the functional movement screen (FMS) and selective functional movement assessment (SFMA). Furthermore, his unique style of leadership and passion for the collegiate athlete has blended well with the expectations of excellence that is prevalent on The Farm.

Prior to his arrival at Stanford, Anderson spent over seven years at Saint Mary's College where he served as the director of athletic training services and NCAA/CHAMPS life skills coordinator. During his time at Saint Mary's, Anderson was credited with the successful implementation of the first comprehensive medical services model of team and consulting medical providers.

An East Bay native, Anderson completed his formal education with a bachelor's degree from Washington State in 2000. Shortly following, Anderson obtained a master's degree in athletic administration from Saint Mary's College.



Brian Gallagher

Assistant Athletic Trainer
West Chester '03
Third Season



The 2014 season marks Brian Gallagher's third as assistant athletic trainer with the football program.

Gallagher, who worked with the football program from 2011-12, returns to Stanford following one year at the University of Maryland, where he served as assistant athletic director for the Terrapins' sports medicine program.

As the director of sports medicine, Gallagher oversaw the day-to-day operation of the Maryland sports medicine department, including supervising a staff of 17 athletic trainers and eight team physicians, coordinating sports medicine services for Maryland's 20 athletic teams, and clinically working directly with the Maryland football program.

Gallagher previously was the head football trainer at Toledo from 2009-10.

Prior to his tenure at Toledo, Gallagher served as an assistant athletic trainer at Connecticut, where he worked primarily with the football program from 2005-09.

Gallagher earned his bachelor's degree in sports medicine and athletic training from West Chester (Pa.) in 2003. He went on to earn a master's in sport management from Connecticut in 2005.

A native of Archbald, Pa., Brian resides in Palo Alto with his wife, Samantha.



Katelin Knox

Athletic Training Fellow
Santa Clara '09
Third Season



The 2014 season marks Katelin Knox's third on the Stanford football athletic training staff.

Prior to arriving at Stanford, Knox worked briefly at the University of California, working with the Bears' men's water polo, aquatics and baseball programs.

A 2009 graduate of Santa Clara University with a degree in combined sciences, Knox went on to earn her master's degree in athletic training at the University of Tennessee at Chattanooga.

As an undergraduate, Knox was a student athletic trainer for the Broncos and covered men's and women's basketball, men's and women's soccer, baseball, softball, volleyball and men's and women's tennis.

AT UTC, Knox worked with football, basketball, soccer, baseball and wrestling programs.

Knox also spent one year at the University of Hawaii, Manoa following her undergraduate degree, and worked there with the football and softball programs as a student assistant.



Lee Martin

Athletic Training Graduate Assistant
Washington State '10
Fourth Season



Lee Martin is in her fourth season in the Stanford athletic department. She provides evaluation, care and rehabilitation for football and women's water polo after previously working with cross country and track and field student-athletes from August 2011 through June 2013.

Prior to arriving at Stanford, Martin worked for a year at her alma mater, Washington State University, where she provided care for the football program.

Martin graduated from Washington State in 2010 with a degree in athletic training, working as a student assistant with football, women's soccer and swimming. She earned a master's degree in athletic training from San Jose State in 2013.



STUDENT-ATHLETES



Terrence Alexander

Cornerback

5-10 • 180 • Freshman
New Orleans, La. • John Curtis Christian

11



Joey Alfieri

Inside Linebacker

6-3 • 230 • Freshman
Portland, Ore. • Jesuit

32

The Alexander File

- Played at John Curtis Christian (La.) under head coach J.T. Curtis
- Led team to three state titles (2011-13)
 - John Curtis Christian out-scored its opponents in 2011-13 state title games, 100-16
- Nation's 28th-best cornerback by 247Sports, 32nd by Rivals, 36th by ESPN
- Top-20 Louisiana recruit by Scout, Rivals and 247Sports
- Four-star recruit by 247Sports
- 2013 Athlon Sports All-Louisiana first team
- 2013 all-state
- 2013 all-metro
- 2013 all-district
- 32 tackles, 19 passes defended, four interceptions as a senior
 - Four touchdowns (one interception return, two punt returns, one kickoff return)
- 35 tackles, 15 passes defended, four interceptions as a junior
- 24 tackles, eight passes defended, one interception as a sophomore
- Three interceptions as a freshman
- Lettered in track and field as a sprinter
- Led team to indoor and outdoor state titles from 2011-13
- National Honor Society
- Born in New Orleans, La.
- Full name is Terrence Wesley Alexander
- Son of Bandle and Keisa Alexander
- Two siblings, Kenneth and Bailee

The Alfieri File

- Prepped at Jesuit (Ore.) under head coach Ken Potter
 - Three-time varsity letterwinner at linebacker, fullback and running back
- Four-star recruit by Rivals, ESPN, Scout and 247Sports
- Oregon's top recruit by Scout and 247Sports, second by Rivals and ESPN
- Nation's 131st-best overall recruit by Scout, 171st by Rivals, 237th by 247Sports
- Nation's 10th-best outside linebacker by Scout, 11th by Rivals
- PrepStar All-America
 - Nation's 192nd-best overall recruit, 21st linebacker
- 2013 6A all-state running back and linebacker
- 2013 Orange County Register All-West Coast "Fab 15" first team
- 2013 Metro League Offensive Player of the Year
- 2013 All-Metro League (linebacker)
- 2013 team captain and MVP
- 2013 National Football Foundation Scholar-Athlete Award
- 2013 Nike Sparq National Top-10 finalist
- 2012 Metro League Defensive Player of the Year
- 2012 All-Metro League (fullback)
- 2012 team MVP
- 2011 All-Metro League (linebacker)
- 1,712 yards rushing (9.7 yards/rush), 22 touchdowns and seven tackles as a senior
 - Campaign cut short after season-ending injury in eighth game
- 115 tackles, 1,000 yards rushing and 15 touchdowns as a junior
- 91 tackles as a sophomore
- Led team to pair of league titles and 2013 state runner-up
- Selected to Semper Fidelis All-America Bowl
- Two-time first team all-league sprinter
- Led team to 2013 6A state title
- Two-time letterwinner in basketball
- National Honor Society
- Born in Portland, Ore.
- Full name is Joseph Angelo Alfieri
- Son of Phil and Kelly Alfieri
 - Father played football at Oregon State (1983-88)
 - Mother ran track at Oregon State (1984-88)
- Five siblings: Jamie, Nick, Anthony, Michael and Andy
 - Brother, Nick, plays football at Georgetown





Henry Anderson

Defensive End

6-6 • 295 • Fifth-Year Senior
Atlanta, Ga. • Woodward

91

- Five solo tackles and 2.0 tackles for loss in Pac-12 title game
- Seven tackles at Oregon, including 2.5 tackles for loss
- Four tackles (2.5 tackles for loss) vs. Washington State
- Two sacks at Colorado
- Deflected Matt Scott's pass that was intercepted by Stanford in overtime vs. Arizona
- First career sack and seven tackles at Washington

As a Sophomore (2011)

- Played in all 13 games
- Six tackles
- Recovered fumble and returned it 37 yards to 1-yard line vs. San Jose State
- Season-high three tackles at Duke

As a Freshman (2010)

- Did not see action

The Anderson File

- Played football at Woodward (Ga.) under head coach Mark Miller
- Nation's 27th-best defensive end prospect by Rivals, 42nd by Scout
- 183 tackles and 20.5 sacks during prep career
- 2009 Atlanta Journal Constitution first team all-state
- Lettered in basketball and track and field
- Won state championship and broke school record in shot put
- Born in Atlanta, Ga.
- Full name is Henry Wyatt Anderson
- Son of Eric and Ellen Anderson
- One older brother, Ian, one younger sister, Eva
- Majoring in political science

As a Fifth-Year Senior (2014)

- Bednarik Award watch list
- Nagurski Award watch list
- Outland Trophy watch list
- Rotary Lombardi Award watch list
- Phil Steele preseason All-Pac-12 first team
- Athlon Sports preseason All-Pac-12 first team
- Sporting News preseason All-Pac-12

As a Senior (2013)

- Lott IMPACT Award watch list
- Phil Steele preseason All-Pac-12 second team
- Athlon Sports preseason All-Pac-12 third team
- Preseason All-Pac-12 first team by Lindy's
- All-Pac-12 honorable mention
- Pac-12 All-Academic first team
- Eight games played
- 19 tackles (eight solo), 4.0 tackles for loss, 3.0 sacks
- Sideline after knee injury suffered at Army
- Five tackles, 0.5 sack vs. Oregon
- Four tackles vs. Notre Dame
- Three solo tackles, 1.0 sack vs. Arizona State in Pac-12 Championship Game
- Two tackles, one sack vs. Michigan State in Rose Bowl

As a Junior (2012)

- All-Pac-12 second team
- Pac-12 All-Academic first team
- Capital One Academic All-District
- Recipient of Tommy Vardell Award for excellence in athletics and academics
- Started 14 games
- 50 tackles (27 solo), 16 tackles for loss, six sacks and five pass breakups
- 11.5 of 13.0 tackles for loss and 4.5 of 5.5 sacks came after season's seventh game
- Five pass breakups

CAREER STATISTICS

TACKLES	g	ua	a	total	tfl	pd	ff	fr	blk
2011	10	1	5	6	0.0	0	0	1	0
2012	14	27	23	50	13.0	5	1	0	0
2013	8	8	11	19	4.0	0	0	0	0
TOTAL	32	36	39	75	17.0	5	1	1	0

SACKS	g	ua	a	total	yards
2011	10	0	0	0.0	0
2012	14	5	1	5.5	26
2013	8	2	2	3.0	21
TOTAL	32	7	3	8.5	47



Henry Anderson



Kevin Anderson

Outside Linebacker

6-4 • 244 • Senior
Palo Alto, Calif. • Palo Alto

48

As a Junior (2013)

- 14 games played
- 26 tackles (6.5 for loss), 1.5 sacks, one interception
- Stanford's co-Defensive Player of the Game at Oregon State (Oct. 26)
- Three tackles at Army
- Three tackles at Washington State
- Two tackles (one for loss) and one pass breakup against UCLA
- Five tackles (three solo), 2.5 tackles for loss and 1.5 sacks for 15 yards at Oregon State
- Three tackles, 0.5 sack vs. Oregon
- Two tackles (1.0 for loss) vs. Notre Dame
- Two tackles vs. Arizona State in Pac-12 Championship Game
- Two tackles (1.0 for loss) vs. Michigan State in Rose Bowl
 - 40-yard interception returned for touchdown

As a Sophomore (2012)

- 14 games played as pass-rushing outside linebacker and on special teams
- Two tackles vs. Duke and at Colorado
- First career tackle for loss, forced fumble and 19-yard sack at Colorado
- Solo sack at UCLA

As a Freshman (2011)

- Did not see action
- Recipient of Greg Piers Team Award for outstanding scout team contributions

The Anderson File

- Graduated from Palo Alto (Calif.) and played under head coach Earl Hansen
- Nation's 41st-best defensive end prospect by Scout
- Two varsity football letters
- 110 tackles (22 for loss) with 11.5 sacks as a senior
- 2010 first team all-state by ESPN and Scout
- Led Palo Alto to 2010 CIF Division I State Bowl title with 15-13 win over Centennial
- 2010 Santa Clara Valley Athletic League Lineman of the Year
- 2010 Palo Alto Daily News Defensive Player of the Year
- 2010 San Jose Mercury News All-Santa Clara County
- Lettered in track and field, throwing the shot put and discus
- Born at Stanford Hospital
- Full name is Kevin James Anderson
- Son of Peter and Anne Anderson
- Two brothers, Michael and Jack
 - Michael played football at Yale
- Majoring in civil and environmental engineering

CAREER STATISTICS

TACKLES	g	ua	a	total	tfl	pd	ff	fr	blk
2012	14	4	2	6	2.0	1	1	0	0
2013	14	10	16	26	6.5	2	0	0	0
TOTAL	28	14	18	32	8.5	3	1	0	0

SACKS	g	ua	a	total	yards
2012	14	2	0	2.0	25
2013	14	1	1	1.5	15
TOTAL	28	3	1	3.5	40



Brendon Austin

Offensive Tackle

6-6 • 304 • Senior
Parker, Colo. • Chaparral

74

As a Junior (2013)

- 13 games played as a reserve offensive lineman and on special teams

As a Sophomore (2012)

- 14 games played

As a Freshman (2011)

- Did not see action

The Austin File

- Graduated from Chaparral (Colo.) and played for head coach John Vogt
- PrepStar All-America
- Four-star recruit and nation's 14th-best offensive tackle by Scout
- Nation's 20th-best offensive tackle by Rivals
- Colorado's top recruit by Rivals and Scout
- SuperPrep All-America
- All-state (5A) and all-Continental League first team as a senior
- All-state (5A) and all-Southern League first team as a junior
- 2010 Continental League co-MVP
- Chaparral Iron Man Award as a junior for leadership both on and off the field
- Selected to 2011 Offense-Defense All-American Bowl Game
- Participated in 2010 U.S. Army National Combine as a junior
- Lettered in track and field (shot put and discus)
- Enjoys fishing, camping, hiking and traveling
- Born in Denver, Colo.
- Full name is Brendon Douglas Austin
- Son of Doug and Nada Austin
- Two brothers, Geoffrey and Dylan
- Majoring in public policy



Kevin Anderson




Isaiah Brandt-Sims

Wide Receiver • Running Back
5-11 • 180 • Freshman
Lane Wenatchee, Wash. • Wenatchee

21

The Brandt-Sims File

- Played at Wenatchee (Wash.) under head coach Scott Devereaux
- Four-star recruit by 247Sports
- Top-10 Washington recruit by Scout, Rivals, 247Sports and ESPN
- Nation's 31st-best athlete by 247Sports, 46th by Rivals, 57th-best running back by Scout
- Three-time all-conference
- Two-time league MVP
- 2012 all-state
- 1,240 yards rushing (165 carries), 13 touchdowns, 1,595 all-purpose yards as senior
- 1,400 yards rushing (187 carries), 20 touchdowns, 1,763 all-purpose yards as junior
- 596 yards rushing (101 carries), five touchdowns, 1,490 all-purpose yards as sophomore
- School record holder in career carries (513), rushing yards (3,740), rushing touchdowns (41), career touchdowns (52)
- 20 career 100-yard rushing games
- Single-game school record 38 rushing attempts vs. Gig Harbor
- Second all-time with 77 career receptions and 1,076 yards receiving
- 11 career touchdown receptions
- Letterwinner in track as sprinter
 - Three-time 4A 100m dash state champion
 - Three-time 4A 200m dash state champion
 - Washington's fastest sophomore ever in 100 and 200m
 - Washington's fastest freshman ever in 100, 200 and 400m
 - Top times: 60m (6.63), 100m (10.48), 200m (21.24), 400m (48.50)
- Born in Spokane, Wash.
- Full name is Isaiah Loren Brandt-Sims
- Son of Anthony Sims and Tracy Brandt
- One brother, Christian
- Hobbies include managing web sites and creating apps



Jesse Burkett

Offensive Tackle • Guard
6-4 • 305 • Freshman
St. Augustine, Fla. • Bartram Trail

73

The Burkett File

- Played at Bartram Trail (Fla.) under head coach Darrell Sutherland
- Four-star recruit by ESPN
 - Nation's 24th-best offensive tackle, 74th-best prospect in Florida
- Three-star recruit by Rivals
- Three-star recruit by Scout
 - Nation's 48th-best offensive guard
- 37 career starts
- 2013 6A all-state second team
- 2013 Florida Times-Union Super 24
- 2013 All-First Coast first team
- 2013 Florida Times-Union Super 75
- 2013 FHSF 6A All-State Elite Team
- 2013 all-county first team
- 2012 All-First Coast third team
- 2012 all-county second team
- Lettered in track and field at shot put
- AP Scholar with Distinction
- Full name is Jesse Paul Burkett
- Born in Jacksonville, Fla.
- Son of Bill and Carol Hardy Burkett
- Father played football at Brown (1980-81)
 - Great uncle, Mike Byelene, played at Purdue (1937-40), drafted by Green Bay Packers
 - Prepped at Massillon (Ohio) and played under head coach Paul Brown
 - Namesake of Brown's eldest son



David Bright

Offensive Tackle • Guard
6-5 • 293 • Sophomore
Yorba Linda, Calif. • Mater Dei

64

As a Freshman (2013)

- Did not see action

The Bright File

- Played at Mater Dei (Calif.) under head coach Bruce Rollinson
- Earned two varsity letters in football
- Four-star recruit and nation's 38th-best offensive lineman by PrepStar
- Nation's 46th-best offensive guard by Scout
- California's 85th-best overall prospect by Rivals, 86th-best by Scout
- Selected to 2012 Cal State Game and West Coast Bowl
- 2012 PrepStar All-America
- 2012 Orange County Register first team all-league and all-Orange County
- 2012 National Football Foundation Orange County Chapter Scholar Athlete
- Born in Fullerton, Calif.
- Full name is David Donald Bright
- Son of Steve and Rose Bright
- One younger sister, Ann



Ryan Burns

Quarterback
6-5 • 219 • Sophomore
Leesburg, Va. • Stone Bridge

17

As a Freshman (2013)

- Did not see action

The Burns File

- Attended Stone Bridge (Va.) and played for head coach Mickey Thompson
- Five-star recruit by PrepStar, four-star recruit by Rivals, 247Sports and ESPN
- Nation's 42nd-best overall player by PrepStar, 64th-best by ESPN
- Nation's third-best pocket quarterback by PrepStar, fourth by ESPN and sixth by Rivals
- Virginia's fourth-best overall prospect by ESPN, fifth by Rivals
- 2012 PrepStar All-America and Dream Team selection
- 2012 U.S. Army All-America Bowl
- 2012 Washington Post first team all-Met
- 2012 All-Northern Region
- Earned four varsity letters while leading team to 51-6 record
- Won three Liberty District and two Northern Region titles
- Led Stone Bridge to pair of AAA state runner-up finishes
- Threw for school-record 2,530 yards (21.1 yards/completion) and 28 touchdowns in 2012
- Completed 116 of 221 passes while rushing for 222 yards and four scores as a senior
- Full name is Ryan Michael Burns
- Born in St. Louis, Mo.
- Son of Bryan and Kathy Burns
- Older sister, Kelly, played volleyball at North Carolina State



Devon Cajuste

Wide Receiver

6-4 • 228 • Senior
Seafood, N.Y. • Holy Cross

89

As a Junior (2013)

- 13 games played
- 28 receptions for 642 yards and five touchdowns
- Single-season school record 22.9 yards/catch
- Three 100-yard outputs
- Stanford's Offensive Player of the Game at Washington State (Sept. 28)
- First career touchdown catch (40 yards) to open scoring against San Jose State
- Three catches for 62 yards against San Jose State
- Three catches for 67 yards against Arizona State
- First career 100-yard outing (115), four catches, two touchdowns at Washington State
 - 57- and 33-yard touchdown catches
- Two catches for seven yards vs. Washington
- Two catches for 17 yards and one touchdown at Utah
- Season-high seven catches for 109 yards vs. UCLA, including 34-yard reception
- One catch for 19 yards at USC
- Three catches for 75 yards and one touchdown vs. Notre Dame
- Two catches for season-high 120 yards at Arizona State in Pac-12 Championship Game
 - 78-yard reception
- One catch for 51 yards vs. Michigan State in Rose Bowl

As a Sophomore (2012)

- Played in eight games
- One catch for seven yards at Colorado

As a Freshman (2011)

- Did not see action

The Cajuste File

- Graduated from Holy Cross (N.Y.) and played for head coach Tom Pugh
- Earned three varsity letters
- SuperPrep All-Northeast Region
- New York's fourth-best overall player by Scout
- Nation's 36th-best tight end prospect by Scout
- Led league in receptions (47), yards (864) and touchdowns (9) as a senior
- Third in league with 1,139 all-purpose yards
- All-state, all-league, all-city, all-New York Post and all-Daily News
- All-Queens Offensive Player of the Year by the
- New York Post All-Queens Offensive Player of the Year
- Daily News All-Queens Offensive Player of the Year
- 40 catches for 921 yards and seven touchdowns as a junior
- All-state, all-city and all-league honors as a junior
- Invited to five postseason polls after season season
- Lettered in basketball and track and field
- Born in Syosset, N.Y.
- Full name is Devon Gregory Cajuste
- Son of Gregory and Andrea Cajuste
- Stepson of Carolann Cajuste
- Two sisters, Olivia and Chole Ann, and one brother, Jon-Gregory
- Enjoys music, swimming and golf
- Plays trumpet, piano and guitar
- Majoring in computer science

CAREER STATISTICS

RECEIVING	g	rec	yards	td	long	rec/g	avg/c	avg/g
2012	8	1	7	0	7	0.1	7.0	0.9
2013	13	28	642	5	78	2.2	22.9	49.4
TOTAL	21	29	649	5	78	1.4	22.4	30.9



Lance Callihan

Defensive End

6-3 • 296 • Senior
Baton Rouge, La. • Catholic

95

As a Junior (2013)

- Played vs. Cal

As a Sophomore (2012)

- Played against Duke

As a Freshman (2011)

- Did not see action

The Callihan File

- Graduated from Catholic (La.) and played for head coach Dale Weiner
- Nation's 87th-best defensive tackle by Scout
- Louisiana's top-40 prospect by The Advocate
- Three year letterwinner
- 43 tackles, 3.5 sacks and one interception as a senior
- 61 tackles (28 for loss) as a junior
- All-district second team as a senior
- All-district honorable mention as a junior
- Selected to play in three postseason bowls as senior
- Born in New Orleans, La.
- Full name is Lance Remmington Callihan
- Son of Willis and Regina Callihan
- Uncle, Charles Callihan, ran track at Southwest Texas (1967-71)
- Cousin, Charlie McKee, played football and baseball at Dillard (1962-67)
- Cousin, Joseph Washington, played football at Brookhaven
- Cousin, Jonathan Green, played football at Northwestern State
- Majoring in film and media studies



Devon Cajuste



Alex Carter

Cornerback

6-0 • 200 • Junior

Ashburn, Va. • Briar Woods

25

As a Junior (2014)

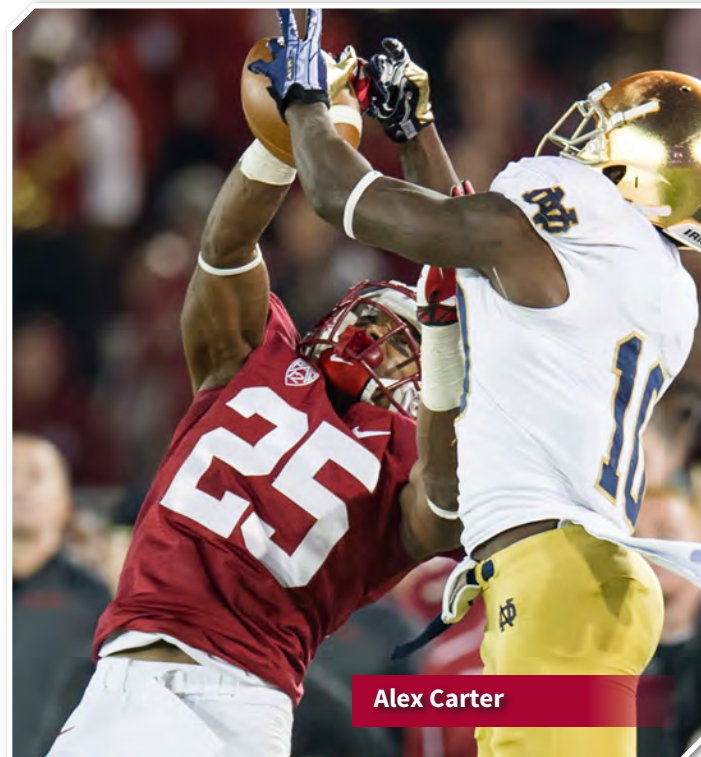
- Bednarik Award watch list
- Nagurski Award watch list
- Athlon Sports preseason All-Pac-12 first team
- Sporting News preseason All-Pac-12

As a Sophomore (2013)

- All-Pac-12 honorable mention
- Phil Steele preseason All-Pac-12 second team
- Athlon Sports preseason All-Pac-12 third team
- Stanford's Defensive Player of the Game vs. Washington (Oct. 5)
- 13 starts at cornerback in as many games played
- 59 tackles (39 solo), 2.0 tackles for loss, one interception
- Team-high seven pass breakups
- Seven tackles (five solo) against San Jose State
- Three tackles (one for loss) and first career interception vs. Arizona State
- Team-high eight tackles (seven solo) against Washington State
- Six tackles against Washington
- Six tackles vs. UCLA
- Six tackles (five solo) vs. Oregon
- Seven tackles, one pass breakup at USC
- Three tackles, two pass breakups vs. Notre Dame
- Three solo tackles at Arizona State in Pac-12 Championship Game
- Two tackles, two pass breakups vs. Michigan State in Rose Bowl

As a Freshman (2012)

- All-Pac-12 honorable mention
- 14 games played with starts in last eight contests at cornerback
- Led Stanford with three forced fumbles
- 46 tackles, 34 solo stops and three tackles for loss
- Five kickoff returns for 110 yards
- Season-long 30-yard kickoff return at Washington
- Four solo tackles, first career tackle for loss and first career forced fumble at Notre Dame
- Took over starting cornerback duties in week seven at Cal
- Four solo tackles in first career start at Cal



Alex Carter

- Two tackles for loss among six stops at Oregon
- Six tackles in overtime win vs. Arizona
- Four tackles (three solo) in home win over Oregon State
- Three solo tackles and one forced fumble at Colorado
- Four tackles (three solo) and a forced fumble vs. Washington State
- Pass breakup for third-down stop vs. UCLA to help seal Pac-12 Championship win
- Season-high seven tackles (three solo) in Rose Bowl win over Wisconsin

The Carter File

- Graduated from Briar Woods (Va.) and played under head coach Charlie Pierce
- Four-star recruit by ESPN, Rivals and Scout
- Nation's fourth-best safety prospect by Rivals, ninth by Scout
- Nation's seventh-best athlete by SuperPrep
- Nation's 93rd-best recruit by PrepStar
- 2011 U.S. Army, Parade and PrepStar All-America
- Virginia's 2011 Gatorade State Player of the Year
- Virginia's 2011 AA Defensive Player of the Year
- 2011 first team all-state and all-region selection as defensive back and kick returner
- 2011 Dulles District Defensive Player of the Year
- Over 50 tackles and five interceptions (one returned for touchdown) as a senior
- Over 1,000 all-purpose yards as a senior
- Helped team to 2011 AA Dulles District, Region II and Virginia AA state titles as a senior
- Participated in 2011 U.S. Army All-American and International Bowls
- Lettered in track and field
- Born in Fairfax, Va.
- Full name is Alexander Rhys Carter
- Son of Tom and Renee Carter
- Three younger sisters: Madison, Peyton and Cameron (deceased)
- Majoring in psychology

CAREER STATISTICS

TACKLES	g	ua	a	total	tfl	pd	ff	fr	blk
2012	14	34	12	46	3.0	1	3	0	0
2013	13	39	20	59	2.0	8	1	0	0
TOTAL	27	73	32	105	5.0	9	4	0	0

INTERCEPTIONS	g	no.	yards	td	long	avg/r	avg/g
2012	14	0	0	0	0	0.0	0.0
2013	13	1	0	0	0	0.0	0.0
TOTAL	27	1	0	0	0	0.0	0.0



Johnny Caspers

Offensive Guard

6-4 • 301 • Junior

Glen Ellyn, Ill. • Glenbard West

46

As a Sophomore (2013)

- Pac-12 All-Academic second team
- Stanford's Defensive Scout Team Player of the Week (Oct. 5)
- 14 games played at offensive guard and in jumbo packages
- Part of one of nation's top offensive lines
 - 22nd in rushing offense (207.4 yards/game)
 - 11th in sacks allowed (1.14/game)
 - Seventh in tackles for loss allowed (4.14/game)

As a Freshman (2012)

- Did not see action

The Caspers File

- Graduated from Glenbard West (Ill.) and played football under head coach Chad Hetlet
- Earned three varsity football letters
- 2011 PrepStar All-Midwest Region
- 2011 first team all-state and first team West Suburban Silver Conference
- 2011 West Suburban Silver Conference Offensive Lineman of the Year
- 2011 all-state academic
- Lettered in baseball and lacrosse
- Livingston and J. Kyle Braid Award recipient
- Born in Glen Ellyn, Ill.
- Full name is Jonathan McCool Caspers
- Son of Scott and Cindy Caspers
- Majoring in Earth systems



Calvin Chandler

Strong Safety

6-2 • 215 • Sophomore
Lakewood, Wash. • Bellarmine

45


As a Freshman (2013)

- Did not see action

The Chandler File

- Graduated from Bellarmine (Wash.) and played for head coach Tom Larson
- Three-year varsity letterwinner at linebacker, safety, receiver and kick returner
- School-record three-year total of 364 career tackles with 18 sacks and nine interceptions
- Career-high 131 tackles and seven sacks as a junior
- 102 career receptions for 1,407 yards and 15 touchdowns
- Three-time all-4A Narrows League first team at defensive back and linebacker
- Tacoma News Tribune all-area and all-state
- Two-time team defensive MVP
- Team MVP as a sophomore
- Senior captain
- Led team to two conference titles and 34-5 three-year record
- Selected to play in senior all-state game
- Represented Washington at the Tanoa Bowl
- Tacoma News Tribune Western-100 as a senior
- Scout.com top-20 player in Washington as a senior
- Earned four letters in track
- Three-time track team MVP
- School record holder in the 400m
- Four-time state finalist in 400m
- Bellarmine's Gary Ruffo Scholar-Athlete Award
- U.S. Army National Scholar-Athlete Award
- Born in Seattle, Wash.
- Full name is Calvin Clayton Chandler II
- Son of Jeff and Erin Chandler
 - Father played football at Washington (1985-89)
- Two younger siblings, Katharine and Chase
- Grandfather, Cal Chandler, played football at Washington (1959-64)

- 2011 Cal-Hi All-State Sophomore
- 395 of 730 passing, 7,326 yards, 85 touchdowns during prep career
- 149 of 242 passing, 2,672 yards, 28 touchdowns, six rushing touchdowns as senior
- 134 of 265 passing, 2,489 yards, 29 touchdowns, four rushing touchdowns as junior
- 112 of 223 passing, 2,165 yards, 28 touchdowns, one rushing touchdown as sophomore
- 23 wins in 35 career starts
 - Three wins in six playoff starts
 - Team averaged 43.9 points/start
 - Team totaled 13,513 total yards (5,943 rushing, 7,326 passing) in starts
- 275 yards on 15 of 19 passing and school-record five touchdowns vs. Leland in 2013
- 303 yards on 12 of 19 passing and four touchdowns vs. Santa Clara in 2012
- School record holder for games started at quarterback (35), tied for games won at quarterback (23 - tied with Stanford assistant Peter Hansen)
- 14 games with three or more touchdown passes (school record)
- 10 games with four or more touchdown passes (school record)
- 35 consecutive games with at least one touchdown pass (school record)
- 110.0 career quarterback rating (school record)
- 85 career touchdown passes (school record)
- 96 total touchdowns (school record)
- 19.33 single-season yards/completion (school record)
- 7,326 passing yards (school record)
- 239.5 single-season passing yards/game (school record)
- 209.31 career passing yards/game (school record)
- Led team to three Central Coast Section CIF Division playoffs and 2011 title game
- Led team to Santa Clara Valley Athletic League (DeAnza Division) titles in 2011 and 2012
- Power forward on prep basketball team for 2012-13 season
 - 6.9 points/game
 - 7.2 rebounds/game
 - 2.1 blocks/game
- 2013 Toyota Steve Young Scholar-Athlete Award Winner
- Full name is Keller Joseph Chryst
- Born in Lake Forest, Ill.
- Son of George (Geep) and Shelley Chryst
 - Father played football and baseball at Princeton (1980-84)
 - Father coaches quarterbacks for San Francisco 49ers
 - Mother played volleyball and basketball at Wyoming (1984-88)
 - Mother played WPVA professional volleyball (1994-95)
- Two siblings, Gillian and Jackson
- Uncle, Paul Chryst, played football at Wisconsin and is head football coach at Pittsburgh
- Grandfather, George Chryst, played football at Wisconsin



Keller Chryst

Quarterback

6-5 • 228 • Freshman
Palo Alto, Calif. • Palo Alto

10

The Chryst File

- Prepped at Palo Alto (Calif.) and played under head coach Earl Hansen
 - Attended Weddington (N.C.) from 2010-11
 - Four-time varsity letterwinner
- Four-star recruit by Scout, Rivals, ESPN and 247Sports
- California's third-best recruit by ESPN, sixth by Rivals and 247Sports, ninth by Scout
- Nation's 46th-best recruit by ESPN, 53rd by 247Sports, 64th by Rivals, 95th by Scout
- Nation's second-best pro-style quarterback by Rivals and 247Sports
- Nation's third-best pocket passer by ESPN, fifth-best overall quarterback by Scout
- PrepStar Dream Team
 - Nation's 55th-best overall recruit, sixth-best pocket passer
- 2014 Under Armour All-America
- 2013 Max Preps Preseason Mr. California
- 2013 Max Preps Preseason all-state
- 2013 Elite 11 finalist
- 2013 U.S. Army All-America
- 2013 Tom Lemming Top 50
- 2013 Mercury News Offensive Player of the Year
- 2013 Santa Clara Valley Athletic League (DeAnza Division) Player of the Year
- 2013 San Francisco Chronicle first team
- 2013 Orange County Register All-West Coast "Fab 15" first team
- 2012 Mercury News first team
- 2012 Santa Clara Valley Athletic League (DeAnza Division) first team
- 2012 Cal-Hi all-state
- 2011 Mercury News Sophomore of the Year
- 2011 Santa Clara Valley Athletic League (DeAnza Division) Sophomore of the Year





Eric Cotton

Tight End

6-6 • 242 • Sophomore
Nampa, Idaho • Columbia

80

As a Freshman (2013)

- Did not see action

The Cotton File

- Attended Columbia (Idaho) while playing football under head coach Derek Mertz
- Four-star recruit nation's 227th-best overall player by 247Sports
- Nation's eighth-best tight end by 247Sports, 29th by Scout
- Nation's 19th best Y-tight end by ESPN
- 2012 Tacoma News Tribune Western 100
- 2012 PrepStar All-Central-Region
- Idaho's top prospect by 247Sports, second by Scout and third by ESPN
- Selected by Team USA to play in 2012 International Bowl
- Played in the 2012 District III East-West Shrine All-Star Game
- 2011 second team all-state and first team all-Southern Idaho Conference
- Earned three varsity football letters
- Played tight end, wide receiver, right guard, outside linebacker and defensive end
- Record holder for yards/catch (22.64), receiving touchdowns (11), receiving yards (747)
- School record holder for longest reception (94 yards)
- 39 receptions for 715 yards and seven touchdowns in 2012
- 33 receptions for 747 yards and 11 touchdowns in 2011
- Lettered in basketball and track
- Triple jumped 43-5 and finished fourth at state championship
- All-conference basketball player and four-year starter
- Played point guard, forward and center
- Born in Pocatello, Idaho
- Full name is Eric Louis Cotton, Jr.
- Son of Eric and Julie Cotton
 - Father played basketball at College of the Sequoias
- Two sisters, Lanae and Shaniece
 - Shaniece played basketball at Walla Walla Community College



Conner Crane

Wide Receiver

6-4 • 198 • Junior
Lantana, Texas • John H. Guyer

81

As a Sophomore (2013)


- Played vs. Cal

As a Freshman (2012)

- Did not see action

The Crane File

- Graduated from John H. Guyer (Texas) and played under head coach John Walsh
- Earned three varsity letters in wide receiver
- 2011 PrepStar All-Central Region
- 2011 first team all-district, all-area and honorable mention all-state
- 2011 second team all-district and all-area
- 99 career receptions for 2,340 yards (23.6 avg.) and 35 touchdowns
- School record holder for career receiving yards (2,340), yards after catch (1,113), receptions (131) and touchdowns (35)
- 46 receptions for 1,004 yards and 16 touchdowns in 2011, both single-season records
- 38 receptions for 956 yards and 12 touchdowns as a junior
- 15 receptions for 380 yards and seven touchdowns as a sophomore
- Led team to Texas 4A state semifinals in 2009, 5A state finals in 2010 and 2011
- Lettered in basketball and track and field
- Part of 4x400 relay team that won regional title and placed fourth in 2009 state finals
- Born in Corpus Christi, Texas
- Full name is Conner Patrick Crane
- Son of Peter and Kristen Crane
- One younger brother, Brooks
- Grandfather played defensive end at Virginia Tech
- Majoring in public policy



Evan Crower

Quarterback

6-5 • 214 • Senior
San Diego, Calif. • St. Augustine

5

As a Junior (2013)

- Four games played
- 10 of 15 passing for 141 yards and one touchdown
- 2 of 3 passing for 17 yards in career debut at Army
- 1 of 3 passing for 36 yards against San Jose State
- 7 of 9 passing for 88 yards and first career touchdown vs. Cal
 - 42-yard completion to Owusu

As a Sophomore (2012)

- Did not see action

As a Freshman (2011)

- Did not see action

The Crower File


- Graduated from St. Augustine (Calif.) and played for head coach Richard Sanchez
- Left-handed thrower
- Four year letterwinner in football
- Lettered in baseball as a pitcher and first baseman
- PrepStar All-America
- Nation's 23rd-best quarterback prospect by Scout
- 7,590 yards and 93 touchdowns during four-year varsity career
- 160 of 276 passing for 2,232 yards and 32 touchdowns as a senior
- 173 of 286 passing for 2,444 yards and 30 touchdowns as a junior
- 246 of 427 passing for 2,914 yards and 31 touchdowns as a sophomore
- ESPN Rise first team all-state quarterback (medium schools)
- First team all-CIF San Diego Section as a senior
- 2011 Eastern League Offensive Player of the Year
- Second team all-CIF San Diego Section and first team all-league as a junior
- First team all-state and all-league as a sophomore
- Son of Brian and Nicole Crower
- Two sisters, Avery and Addison
- Born in San Diego, Calif.
- Full name is Evan David Crower
- Majoring in science, technology and society (information technology, media and society)

CAREER STATISTICS

PASSING	g	cmp-att-int	yards	td	long	pct	avg/p	avg/g	effc
2013	4	10-15-0	141	1	42	66.7	9.4	35.2	167.6
TOTAL	4	10-15-0	141	1	42	66.7	9.4	35.2	167.6



Evan Crower



Nick Davidson

Offensive Tackle

6-7 • 289 • Junior
Eden Prairie, Minn. • Eden Prairie

66

As a Sophomore (2013)

- Did not see action

As a Freshman (2012)

- Did not see action

The Davidson File

- Played for head coach Mike Grant at Eden Prairie (Minn.)
 - Spent three years at Ardrey Kell (N.C.) before family relocated to Minnesota
- Four-star recruit by ESPN, Rivals and Scout
- SuperPrep and PrepStar All-America
- Nation's 23rd-best offensive tackle prospect by MaxPreps, 26th by Scout, 34th by Rivals
- Three-year varsity letterwinner
- Associated Press first team all-state
- Star Tribune first team and KARE 11 all-metro
- First team all-Charlotte, all-Mecklenburg and all-conference as a junior
- Lettered in basketball
- Born in Columbus, Ohio
- Full name is Nicholas James Davidson
- Son of Jeff and Judi Davidson
 - Father played football at Ohio State (1986-89) and for the Denver Broncos (1990-92)
- One younger brother, Alex
- Grandfather played football at Ohio State (1961-64), first-round draft pick by Buffalo Bills
- Majoring in mechanical engineering



Noor Davis

Inside Linebacker

6-4 • 235 • Junior
Leesburg, Fla. • Leesburg

3

As a Sophomore (2013)

- Four games played
- Five tackles
- Three tackles at Army
- Two solo tackles at Washington State

As a Freshman (2012)

- Did not see action

The Davis File

- Played football at Leesburg (Fla.) under head coach Randy Trivers
- Four-star recruit by ESPN, Rivals and Scout
- Nation's second-best outside linebacker prospect and 25th-best overall recruit by ESPN
- Nation's second-best outside linebacker by MaxPreps, fourth by Rivals and 10th by Scout
- PrepStar, USA Today, U.S. Army and Under Armour All-American
- PrepStar Top 150 Dream Team
- 2011 High School Butkus Award as nation's top prep linebacker
- Selected to Under Armour, U.S. Army and Offense-Defense All-America games and International Bowl
- Played seven games as a senior due to injury
- 46 tackles (11 for loss) and four forced fumbles as a senior
- 101 tackles with eight sacks as a junior
- Lettered in basketball and baseball
- Born in Los Angeles, Calif.
- Full name is Noor Davis
- Son of Christopher and Jana Davis
 - Father played football at Purdue and San Diego State
 - Father played football for New York Giants (1987) and New England Patriots (1988)
- One younger brother, Gabriel
- Uncle, Andre Tippett, is member of NFL Hall of Fame
- Majoring in political science



Brandon Fanaika

Offensive Guard

6-6 • 320 • Freshman
Pleasant Grove, Utah • Pleasant Grove

71

The Fanaika File

- Prepped at Pleasant Grove (Utah) under head coach Dale Sampson
 - Earned three varsity football letters
 - Played left tackle, left guard, right tackle and right guard
- Signed with Stanford in 2011 before spending two years on church mission
- Four-star recruit, nation's ninth-best offensive guard by Rivals.com
- Utah's top recruit by Rivals.com
- PrepStar All-America
- SuperPrep All-America
- 2012 Offense-Defense All-American Bowl
- 2011 Army All-American Leadership Award
- Three-time all-region academic
- Lettered in wrestling
- Born in Vallejo, Calif.
- Full name is Brandon Fanaika
- Son of Sefita and Navu Lui Fanaika
- Seven siblings -- Sione, O feina Malupo, Latu, Jason, Jasmin, Jonathan and Kaylene
 - Brother, Jason, played football at Utah State
- Cousin, Paul Fanaika, plays for the Arizona Cardinals
- Cousin, Kalafitoni Pole, plays football at Washington State



John Flacco

Strong Safety

6-2 • 200 • Fifth-Year Senior
Audubon, N.J. • Audubon

44

As a Senior (2013)

- Pac-12 All-Academic second team
- Six games played

As a Junior (2012)

- Did not see action

As a Sophomore (2011)

- Did not see action

As a Freshman (2010)

- Did not see action

The Flacco File

- Graduated from Audubon (N.J.) and played for head coach Jonathon Caputo
- Three-year varsity letterwinner at wide receiver and middle linebacker
- Over 1,000 receiving yards and 300 tackles in final two prep seasons
- Invited to Adam Taliaferro Foundation All-Star Football Classic
- Lettered in basketball and baseball
- Class valedictorian
- Born in Voorhees, N.J.
- Full name is John Stephen Flacco
- Son of Stephen and Karen Flacco
- Four brothers, Joe, Michael, Brian and Thomas, one sister, Stephanie
- Brother, Joe, played quarterback at Delaware (2005-07) and professionally for the Baltimore Ravens
- Brother, Michael, played professional baseball in the Baltimore Orioles farm system
- Majoring in biomechanical engineering



Denzel Franklin

Safety

6-0 • 195 • Freshman
Smyrna, Ga. • Pace

28

The Franklin File

- Played at Pace (Ga.) under head coach Chris Slade
 - Earned four varsity letters
- Georgia's 50th-best recruit by Scout
- Nation's 63rd-best safety by ESPN, 64th-best by Scout
- 2013 all-state
- 2013 all-metro
- 2013 all-region
- 2013 GHSA North-South All-Star Game
- Three-time letterwinner in basketball
 - Team captain
 - Led team to 2011 state tournament appearance
- Three-time letterwinner in track and field
 - Third at state meet in long jump
 - First at state meet in 4x1,600 relay
- Born in Boston, Mass.
- Son of Ron Franklin and Rosa Staelin
- One sibling, Lovell Gates
- Hobbies include pottery



Ryan Gaertner

Running Back

5-10 • 215 • Sophomore
Atherton, Calif. • Sacred Heart

46

As a Freshman (2013)

- Did not see action

The Gaertner File

- Graduated from Sacred Heart (Calif.) and played for head coach Pete Lavorato
- Three-year starter at cornerback and running back
- Senior captain
- 2012 Prep2Prep Football San Mateo County Senior of the Year finalist
- 2011 and 2012 All-Peninsula Bay League selection
- Led team two CCS championships (2010 and 2012)
- 1,610 all purpose yards including 1,098 rushing yards and 14 touchdowns as a senior
- 17 passes defended as a sophomore including two interceptions
- Earned four letters in track; three-time All-West Bay League selection
- Member of school's record-setting 4x100m relay team
- AP Scholar
- National Society of High School Scholars
- Academic awards for excellence in chemistry honors and Latin honors (I and II)
- Congressional Student Leadership Council
- Hobbies include skiing and scuba diving, where he is a PADI Divemaster, and martial arts, with a brown belt in karate
- Born in Greenwich, Conn.
- Full name is Ryan Alexander Gaertner
- Son of Christopher and Jacqueline Gaertner
- Older brother, Chris, played football at Stanford



Joshua Garnett

Offensive Guard

6-5 • 316 • Junior
Puyallup, Wash. • Puyallup

51

As a Junior (2014)

- Athlon Sports preseason All-Pac-12 second team

As a Sophomore (2013)

- 14 games played at offensive guard and in jumbo packages
- First start on the season in front of home state crowd in Seattle vs. Washington State
- Part of one of nation's top offensive lines
 - 22nd in rushing offense (207.4 yards/game)
 - 11th in sacks allowed (1.14/game)
 - Seventh in tackles for loss allowed (4.14/game)

As a Freshman (2012)

- One of three freshmen to play on the offensive line, joining Kyle Murphy and Andrus Peat
- 14 games played
- First career start against Washington State
- First true freshman offensive lineman to start at Stanford since 2000
- Played both guard positions and fullback

The Garnett File

- Earned three football letters under head coach Gary Jeffers at Puyallup (Wash.)
- Five-star recruit by Scout, four-star recruit by Rivals
- SuperPrep, PrepStar and Under Armor All-America
- Nation's second-best offensive guard by Rivals.com, third-best by Scout and ESPN
- Nation's 29th-best recruit by SuperPreps
- Washington's top recruit by SuperPrep
- Three-time all-state
- Three-time first team all-South Puget Sound League
- 2011 South Puget Sound League Lineman of the Year
- Participated in the Under Armor All-American Bowl Game
- Born in Auburn, Wash.
- Full name is Joshua Samuel Garnett
- Son of Scott and Shanda Garnett
 - Father played football at Washington
 - Father played four seasons professionally for Denver, San Francisco, San Diego and Buffalo
- Two siblings, Desean and Rachel
- Uncle, Steven, played football at Arizona State
- Ate seven pieces of 24-ounce prime rib at 2012 Lawry's Beef Bowl
- Majoring in human biology



Joshua Garnett



Reilly Gibbons

Offensive Tackle

6-6 • 302 • Freshman
St. Petersburg, Fla. • St. Petersburg Catholic

76

The Gibbons File

- Played at St. Petersburg Catholic (Fla.) under head coach Steve Dudley
- Consensus four-star recruit
- ESPN's 15th-best best offensive tackle and 241st-best overall recruit
- Rivals' 19th-best offensive tackle and 216th-best overall recruit
- PrepStar All-America
 - Nation's 35th-best offensive lineman
- Two-time team captain
- Three running backs on prep team ran for over 1,000 yards in 2013
- 2013 all-state first team
- 2013 All-Pinellas County first team
- 2013 All-Suncoast first team
- Played in 2014 Semper Fidelis All-American Bowl
- Invited to 2014 West Coast Bowl
- Invited to 2014 Blue-Grey Bowl
- Invited to 2014 Offense-Defense Bowl
- Selected to 2014 Team USA U19 National Team
- Invited to 2013 Pinellas County All-Star Game
- Three varsity letters in basketball
- Born in St. Petersburg, Fla.
- Full name is Reilly Patrick Gibbons
- Son of Shannon and Lynne Gibbons
- Three siblings: Katelynn, Delanie and Dillan



A.T. Hall

Offensive Guard

6-5 • 295 • Freshman
Glendale, Ariz. • Brophy

75

The Hall File

- Played at Brophy (Ariz.) under head coach Scooter Molander
- Nation's 35th-best offensive guard by Scout, 40th by ESPN
- Nation's 41st-best offensive tackle by Rivals
- Florida's 11th-best recruit by Rivals, 14th by 247Sports, 15th by ESPN and Scout
- 2013 Arizona Football Coaches Association top 25
- Two-time varsity letterwinner in track and field
- Born in Atlanta, Ga.
- Full name is Austin Todd Hall
- Son of Travis and Tonya Hall
 - Father played at BYU, professionally for Atlanta (1995-04) and San Francisco (2005)
- Two siblings, Jacob and Tatiana



Chris Harrell

Tight End

6-4 • 238 • Junior
Missouri City, Texas • Elkins

82

As a Sophomore (2013)

- Did not see action

As a Freshman (2012)

- Did not see action

The Harrell File

- Played for head coach Dennis Brantley at Elkins (Texas)
- Three varsity letters at tackle and defensive end
- Three-time academic all-district
- All-Sun District second team
- All-district 23-5A first team offense
- Lettered in basketball and track and field
- Magna Cum Laude
- National Honor Society
- Touchdown Club of Houston Scholarship
- Born in Irving, Texas
- Full name is Christopher John Harrell
- Son of John and Brigid Harrell
 - Father played football at LSU (1981-84)
- One younger sister, Grace
- Majoring in bioengineering



Jim Grace

Long Snapper

6-3 • 255 • Sophomore
Austin, Texas • Regents

69

As a Freshman (2013)

- Did not see action

The Grace File

- Graduated from Regents (Texas) and played for head coach Beck Brydon
- Four-year letterwinner at offensive and defensive line, playing every position
- Three-time co-captain
- 2011 Iron Knight Award (hardest working male athlete)
- Three-time Rock Award (hardest working football player)
- Two-time All-TAPPS first team and all-state at offensive line
- Two-time academic all-state
- Featured in Austin American Statesman's "Faces off the Field" as a junior
- TAPPS Division 3 state champion as a sophomore
- Two-time district champion
- Tex Kassen Sportsmanship Award as a freshman
- Two-time student council treasurer and class representative
- National Merit finalist
- AP Scholar
- Hobbies include hunting and fishing
- Born in Denver, Colo.
- Full name is James William Grace
- Son of Guy and Melinda Grace
- Three siblings: Jack, Caroline and Bobby



Ronnie Harris

Nickleback

5-10 • 174 • Senior
Atlanta, Ga. • Westlake

21

As a Junior (2013)

- 14 games played at defensive back and on special teams
- 20 tackles (16 solo)
- Three solo tackles vs. Arizona State
- Four solo tackles at Washington State
- Three solo tackles vs. UCLA
- Four tackles (three solo) vs. Michigan State in Rose Bowl

As a Sophomore (2012)

- Pac-12 All-Academic second team
- Saw action in 14 games as a backup nickel and special teams
- 13 tackles (six solo), two pass breakups and one forced fumble
- Three tackles (two solo) at Washington on kickoff coverage and punt block units
- Fourth-down pass breakup in end zone vs. USC during third quarter
- Pass breakup and forced fumble on punt block unit at Colorado

As a Freshman (2011)

- Did not see action

The Harris File

- Played for head coach Greg Minnis, earned three varsity football letters at Westlake (Ga.)
- Nation's 54th-best cornerback by Rivals, 58th by Scout
- 67 tackles (40 solo), three interceptions and 207 receiving yards as a senior
- Two-time first team all-region
- 2010 Metro Atlanta All-Star
- Represented Georgia at Badger 7-on-7 Nationals
- Lettered in basketball and track and field
- Westlake Academic Scholar (2010-11)
- Golden Eagle Academic Award (2007-08)
- Principles List, Bata Club and National Honor Society
- Born in Washington, D.C.
- Full name is Ronnie Grant Harris II
- Son of Ronnie and Lenora Harris
- One brother, Gerry, one sister, Haley
- Brother played basketball at Cascade (Okla.)
- Majoring in psychology (pre-med)

CAREER STATISTICS

TACKLES	g	ua	a	total	tfl	pd	ff	fr	blk
2012	14	8	5	13	0.0	2	1	0	0
2013	13	16	4	20	0.0	0	0	0	0
TOTAL	27	24	9	33	0.0	2	1	0	0



Anthony Hayes

Defensive End

6-3 • 293 • Senior
Brooklyn Park, Minn. • St. Thomas Academy

97

As a Junior (2013)

- Played vs. Cal

As a Sophomore (2012)

- Played vs. Duke

As a Freshman (2011)

- Did not see action

The Hayes File

- Played for head coach Dave Ziebarth at St. Thomas Academy (Minn.)
- Nation's 78th-best defensive line prospect by Scout
- Seven sacks as a senior
- All-metro, all-state and first team all-Classic Suburban League as a senior
- Lettered in basketball, swimming and track and field
- Born in Edina, Minn.
- Full name is Anthony Robert Hayes
- Mother is Julie Scharber
- One brother, Issac
- Majoring in political science



Ronnie Harris



Joe Hemschoot

Inside Linebacker

6-1 • 225 • Fifth-Year Senior
Lakewood, Colo. • Lakewood

40

As a Senior (2013)

- All-Pac-12 second team (special teams)
- Stanford's Outstanding Special Teams Player Award (Phil Moffat Award)
- 14 games played on special teams and as reserve linebacker
- 27 tackles (17 solo), 2.0 tackles for loss, 1.0 sack, one forced fumble, one pass breakup
- Three tackles (two solo) vs. Arizona State
- Three solo tackles at Washington State
- Two tackles and first career interception at Utah
- Four tackles (three solo), one fumble recovery at Oregon State
- Three tackles (1.0 for loss) vs. Cal
- Four solo tackles (1.0 sack) at Arizona State in Pac-12 Championship Game
- Two tackles vs. Michigan State in Rose Bowl

As a Junior (2012)

- Played in 14 games
- Two tackles at Cal
- One solo tackle against Oregon State and UCLA
- Fumble recovery at Colorado

As a Sophomore (2011)

- Saw action in 12 of 13 games on special teams and as reserve inside linebacker
- One tackle for loss against Washington
- Season-high two tackles against San Jose State and Oregon

As a Freshman (2010)

- Did not see action
- Co-recipient of Stanford's Scout Team Award

The Hemschoot File

- Graduated from Lakewood (Colo.) and played for head coach Mark Robinson
- Three-year varsity letterwinner
- Colorado's third-best prospect by Scout
- Nation's 34th-best outside linebacker by Scout, 48th by Rivals
- 141 tackles, 2,136 yards of total offense and 18 touchdowns in 10 games as a senior
- First team all-state as a specialist
- First team all-Big 8 (5A) as a linebacker
- Lettered in baseball
- National Honor Society
- Gifted violinist played with Jefferson County Honor Orchestra
- Born in Denver, Colo.
- Full name is Joseph Francisco Hemschoot
- Son of Paul and Tess Hemschoot
- One older brother, Pete, two older sisters, Marie and Alona
- Majoring in science, technology and society (innovation, technology and organizations)

CAREER STATISTICS

TACKLES	g	ua	a	total	tfl	pd	ff	fr	blk
2011	11	7	4	11	1.0	0	0	0	0
2012	14	3	3	6	0.0	0	0	1	0
2013	14	17	10	27	2.0	2	0	1	0
TOTAL	39	27	17	44	3.0	2	0	2	0

SACKS	g	ua	a	total	yards
2011	11	0	0	0.0	0
2012	14	0	0	0.0	0
2013	14	1	0	1.0	5
TOTAL	39	1	0	1.0	5



Joe Hemschoot



Lucas Hinds

Offensive Tackle
6-4 • 290 • Sophomore
Hyde Park, Mass. • Dexter


77

As a Freshman (2013)

- Did not see action

The Hinds File

- Graduated from Dexter (Mass.) and played for head coach Casey Day
- Four-year letterwinner at offensive guard, tackle and defensive tackle
- Two-time All-Evergreen League honorable mention
- Black belt in karate, sensei for eight years
- Senior class valedictorian
- National Latin Scholar
- Three-time National Latin Exam gold medalist
- Hobbies include playing the piano, chess and kayaking
- Born in Hyde Park, Mass.
- Full name is Lucas David Hinds
- Son of David Hinds



Zach Hoffpaur

Strong Safety
6-0 • 193 • Junior
Glendale, Ariz. • Centennial

10

As a Sophomore (2013)

- 14 games played as backup strong safety and on special teams
- 11 tackles (seven solo)
- Two tackles at Army
- Three tackles, one pass breakup at Washington State
- Two tackles vs. Cal
- Two solo tackles at Arizona State in Pac-12 Championship Game
- One tackle vs. Michigan State in Rose Bowl

As a Freshman (2012)

- Backup strong safety
- Started on kickoff coverage and punt block special teams units in all 14 games
- 11 tackles (seven solo) and one pass breakup
- Three solo tackles in shutout win at Colorado
- Three tackles and pass breakup during second-quarter series vs. Washington State
- Two tackles in fourth quarter vs. Duke with first-quarter solo tackle on kickoff coverage

The Hoffpaur File

- Played for head coach Richard Taylor at Centennial (Ariz.)
- Arizona's sixth-best overall recruit
- Two-time first team all-state safety
- American Football Coaches Association all-district first team
- Arizona Republic West Valley Player of the Year
- Team captain at 2012 Semper Fidelis All-American Bowl
- 174 tackles and 13 interceptions during three-year varsity career
- 59 tackles, six interceptions, 436 rushing yards and 11 touchdowns as a senior
- 73 tackles and five interceptions during junior campaign
- 42 tackles and two interceptions as a sophomore
- Four-sport athlete lettered in baseball, basketball and track
- Batted .350 as a junior and .404 as a sophomore
- Starting point guard on varsity basketball team as a freshman
- Born in Glendale, Ariz.
- Full name is Zachary Thomas Hoffpaur
- Son of Doug and Shannon Hoffpaur
- One younger sister, Hillary
- Majoring in communication

CAREER STATISTICS

TACKLES	g	ua	a	total	tfl	pd	ff	fr	blk
2012	14	7	4	11	0.0	1	0	0	0
2013	10	7	4	11	0.0	1	0	0	0
TOTAL	24	14	8	22	0.0	2	0	0	0



Zach Hoffpaur



Kevin Hogan



Kevin Hogan

Quarterback

6-4 • 228 • Senior

McLean, Va. • Gonzaga (D.C.)

8

As a Senior (2014)

- Maxwell Award watch list

As a Junior (2013)

- Maxwell Award watch list
- Davey O'Brien Award watch list
- Phil Steele preseason All-Pac-12 third team
- Lindy's preseason All-Pac-12 third team
- ESPN.com's preseason 17th-best Pac-12 player
- 180 of 295 passing for 2,630 yards, 20 touchdowns and 10 interceptions
- 84 rushes for 355 yards (third most in single season by a Stanford quarterback) and two touchdowns
- 213.2 total offensive yards/game
- 16-3 overall as starting quarterback
 - 10-1 vs. opponents ranked in AP top 25 (2012-active)
 - Began career with 10 wins in as many starts
- 17 of 27 passing for 207 yards and two touchdowns against San Jose State
 - 40-yard touchdown pass to Cajuste
- 11 of 18 passing for 188 yards and three touchdowns at Army
- 11 of 17 passing for 151 yards and two touchdowns vs. Arizona State
 - 37 rushing yards on five carries
 - Sealed win with 27-yard fourth-quarter scramble
- 16 of 25 passing for 286 yards and three touchdowns against Washington State
 - Passing yards and touchdowns were both career highs
 - Six rushes for 34 yards
- 12 of 20 passing for 105 yards, 39-yard touchdown throw vs. Washington
- 15 of 27 passing for 246 yards and one touchdown at Utah
 - 34-yard completion to Montgomery on first play from scrimmage
 - 45-yard completion to Montgomery, 39-yard completion to Rector
- 18 of 25 passing for 227 yards and one touchdown vs. UCLA
 - 33 rushing yards on five carries
 - 30-yard third-quarter touchdown pass to Whitfield
- 8 of 18 passing for 88 yards at Oregon State
 - 37-yard completion to Montgomery
- 7 of 13 passing for 103 yards vs. Oregon
 - 47-yard completion to Rector
- 14 of 25 passing for 127 yards, 18 rushing yards at USC
- 17 of 26 passing for 329 yards and five touchdowns vs. Cal
 - Second-most single-game touchdown passes in program history
 - Eighth player – and first since 1999 – with five touchdown passes
 - Eclipsed previous career high with 295 yards in first half
 - Touchdown passes of 50, 12, 72, 45 and nine yards
 - 72-yard touchdown completion to Montgomery
- 12 of 18 passing for 158 yards and one touchdown vs. Notre Dame
- 12 of 18 passing for 277 yards and one touchdown at Arizona State in Pac-12 Championship Game
 - 24 yards rushing
 - 78-yard completion to Cajuste in fourth quarter
 - 102 passing yards during 99-yard second-half scoring drive
- 10 of 18 passing for 143 yards vs. Michigan State in Rose Bowl
 - Eight rushes for 41 yards
 - 51-yard completion to Cajuste

As a Sophomore (2012)

- Pac-12 Football Championship Game MVP
- All-Pac-12 honorable mention
- First-year starting quarterback was emerging offensive story for second half of season
- Started and won five games
- Led Stanford to 20-14 Rose Bowl victory
- Won four straight games against as many ranked opponents to end regular season
- Joined Josh Nunes as 2012 Stanford quarterbacks to begin career 3-0
- 1,096 passing yards, 109 of 152 passing (71.7 pct.), nine touchdowns, three interceptions
- Team's second-leading rusher with 263 yards and two touchdowns
- 54 yards on seven carries and 12 of 19 passes for 123 yards against Wisconsin
- 155 passing yards, 47 rushing yards, one touchdown in Pac-12 title game
- Tied Pac-12 title game vs. UCLA with 26-yard touchdown to Terrell on third-and-15
- 160 passing yards and one touchdown on 15 of 22 passing at UCLA
- 211 passing yards and one touchdown in overtime win at Oregon

- 37 rushing yards including diving one-yard touchdown on eight carries at Oregon
- First career start vs. Oregon State resulted in 27-23 comeback win
- First Stanford quarterback to make starting debut against ranked opponent since 2007 (Tavita Pritchard led Stanford to 24-23 win at No. 2/1 USC in 2007)
- 22 of 29 passing for 254 yards, three touchdowns, two interceptions vs. Oregon State
- Rallied Stanford from 24-13 deficit vs. Oregon State with two touchdown passes (40 yards to Stepfan Taylor and 13 yards to Zach Ertz)
- Handed offensive reins beginning with third offensive series at Colorado
- Led Stanford to six consecutive scoring drives - including five touchdowns - at Colorado
- 184 yards on 18 of 23 passing with two touchdowns at Colorado
- Rushed for team-high 48 yards at Colorado, including 27-yard scramble
- First career pass attempt was nine-yard touchdown to Levine Toilolo at Cal
- Season debut was read-option carry for five yards at Washington
- Recipient of Stanford's Outstanding (Redshirt) Freshman Award

As a Freshman (2011)

- Did not see action

The Hogan File

- Graduated from Gonzaga (D.C.) and played for head coach Aaron Brady
- Earned three varsity football letters
- SuperPrep All-America and top high school player in Washington, D.C.
- Nation's 13th-best overall quarterback by Scout, 15th best pro-style QB by Rivals
- 1,820 passing yards for 14 touchdowns, 366 rushing yards, six touchdowns as a senior
- 4,762 passing yards and 37 touchdowns during prep career
- Two-time first team all-Washington Catholic Athletic Conference
- 2010 D.C. Player of the Year
- First team all-Met
- DCsportsFan.com Offensive Player of the Year
- Fairfax County Football Hall of Fame Private School High School Player of the Year
- Selected to play in Chesapeake Bowl and USA Bowl
- Named to USA U-19 National Team
- Lettered in basketball
- Born in McLean, Va.
- Full name is Kevin Michael Hogan
- Son of Jerry and Donna Hogan
- Older brother, Brian, and older sister, Kelly
- Grandfather, James M. O'Brien, played football at Navy
- Uncles, Coley O'Brien and Ivan Brown, played football at Notre Dame
- Cousin, Sean O'Brien, played football at Arizona
- Enjoys reading and traveling
- Majoring in science, technology and society (information technology, media and society)

CAREER STATISTICS

PASSING	g	cmp-att-int	yards	td	long	pct	avg/p	avg/g	effc
2012	10	109-152-3	1096	9	43	71.7	7.2	109.6	147.9
2013	14	180-295-10	2630	20	78	61.0	8.9	187.9	151.5
TOTAL	24	289-447-13	3726	29	78	64.7	8.3	155.2	150.3

RUSHING	g	att	yards	td	long	avg/c	avg/g
2012	10	55	263	2	27	4.8	26.3
2013	14	84	355	2	29	4.2	25.4
TOTAL	24	139	618	4	29	4.4	25.8




Alijah Holder
Defensive Back
 6-2 • 170 • Freshman
 Oceanside, Calif. • Oceanside

31

The Holder File

- Prepped at Oceanside (Calif.) under head coach John Carroll
- Four-star recruit by 247Sports
- California's 31st-best recruit by 247Sports, 38th by Scout, 58th by ESPN
- Nation's 20th-best cornerback back 247Sports, 36th by Scout, 45th-best safety by ESPN
- 2013 All-Avocado League first team, all-CIF first team
- 2013 team MVP
- 21 tackles for loss, two picks, 20 passes defended, two defensive scores as a senior
 - 105-yard interception returned for touchdown
- Forward on prep basketball team, one varsity letter in track and field
- San Diego Union-Tribune All-Academic Team
- Born in Oceanside, Calif.
- Full name is Alijah Isaiiah Holder
- Son of Will and Angela Holder
- Two brothers, King and Mikah, and one sister, Kiana and Kiana
 - Twin brother, Mikah, plays football at San Diego State
 - Brother, King, played football at San Diego State



Austin Hooper
Tight End
 6-4 • 254 • Sophomore
 San Ramon, Calif. • De La Salle

84

As a Freshman (2013)

- Did not see action

The Hooper File

- Attended De La Salle (Calif.) while playing for head coach Bob Ladouceur
- Four-star recruit by 247Sports and ESPN
- Nation's 261st-best overall player by ESPN, 25th-best tight end by Scout
- Nation's 20th-best defensive end by ESPN, 28th by PrepStar
- California's 25th-best overall prospect in by ESPN, 30th by 247Sports
- 2012 Tacoma News Tribune Western 100
- 2012 PrepStar All-West Region
- 2012 first team all-state (CalHiSports and MaxPreps)
- 2012 all-NorCal by MaxPreps
- Two-time San Francisco Chronicle all-Metro
- Sports Illustrated High School Player of the Week (Jan. 10, 2013)
- Led school to the 2010, 2011 and 2012 CIF Open Division state titles
- 2013 Semper Fidelis All-America Bowl
- Team captain in 2012
- De La Salle went 15-0 and ranked No. 1 nationally by ESPN and MaxPreps in 2012
- 11 receptions for 293 yards and three touchdowns with 39 tackles and 8.0 sacks in 2012
- Nine catches for 182 yards and two touchdowns with 46 tackles and 10.5 sacks in 2011
- Lettered in track and field
 - All-league in shot put with personal-best 57-8
- Born in San Mateo, Calif.
- Full name is Austin Manuel Hooper
- Parents are Michael and Lillian Hooper
 - Father played football at San Diego State
- Uncle, Greg, played fullback at Stanford (1979-82)
- Uncle, Chip, played professional tennis
- One younger brother, Justin, one younger sister, Alexis



Charlie Hopkins
Tight End
 6-6 • 262 • Senior
 Spokane, Wash. • Gonzaga

86

As a Junior (2013)

- Transitioned to tight end
- 14 games played
- Two catches for 10 yards
- One catch for four yards vs. San Jose State
- One catch for six yards vs. UCLA

As a Sophomore (2012)

- Did not see action

As a Freshman (2011)

- Did not see action

The Hopkins File

- Graduated from Gonzaga (Wash.) and played for head coach Dave McKenna
- PrepStar All-America
- Nation's 15th-best strong side defensive end by Rivals
- Nation's 38th-best defensive end by Scout
- Nation's 31st-best defensive linemen by SuperPrep
- Two-time All-Greater Spokane League first team
- All-state first team
- Seven sacks and one blocked punt in six games as a senior
- 10 sacks, one blocked punt and one interception as a junior
- Lettered in basketball
- Born in Chelan, Wash.
- Full name is Charles David Hopkins
- Son of Brian and Laurie Hopkins
- Father played basketball at Puget Sound (1978-82)
- Two brothers, Beau and Reed, and one sister, Claire
- Brother, Beau, played basketball at Eastern Oregon (2007-09)
- Uncle played football at Washington State (1984-85)
- Enjoys hiking, fishing and snowboarding
- Majoring in science, technology and society (innovation, technology and organizations)



Charlie Hopkins



Addison Johnson

Wide Receiver

5-9 • 175 • Freshman
Hayden, Idaho • Coeur d'Alene

41

The Johnson File

- Prepped at Coeur d'Alene (Idaho) under head coach Shawn Amos
- Earned three letters at wide receiver, defensive back and kick returner
- 2013 all-state at wide receiver
- Two-time All-North Idaho at wide receiver
- Two-time All-Inland Empire at wide receiver
- 2013-14 Coeur d'Alene Booster Club Athlete of the Year
- 130 career receptions for 1,980 yards and 18 career touchdowns
 - 40 receptions for 671 yards and six touchdowns as a senior
 - 48 receptions for 755 yards and seven touchdowns as a junior
 - 42 receptions for 554 yards and five touchdowns as a sophomore
- School record holder for career receptions and yards
- Caught at least one pass in all 35 career varsity games
- Led team to 2013 and 2011 Idaho 5A state titles
- Led team to three league titles
- Led team to No. 16 ranking in final 2011 USA Today Super 25
- Lettered in track and field
 - Third at state meet in 100m and 4x100m relay as a senior
- National Honor Society
- Idaho Dairymen Distinguished Student and Student-Athlete
- Born in Spokane, Wash.
- Full name is Addison Jake Johnson
- Son of Dale and Kristen Johnson
 - Father played baseball at Marshall (1984-86)
- One sister, Ali



Dontonio Jordan

Wide Receiver

5-11 • 188 • Junior
Hickory Creek, Texas • Lake Dallas

11

As a Sophomore (2013)

- Played vs. Cal

As a Freshman (2012)

- Did not see action

The Jordan File

- Played for head coach Michael Young at Lake Dallas (Texas)
- Three-year varsity letterwinner
- PrepStar All-Central Region
- 119 career catches for 1,348 yards and 12 touchdowns
- 1,250 career rushing yards and 20 touchdowns on 197 carries
- All-district second team at wide receiver as a junior
- All-district honorable mention at running back as a junior
- Lettered in basketball and track and field
- Born in Little Rock, Ark.
- Full name is Dontonio Keshon Jordan
- Son of Espartaco and Felecia Jordan
 - Father played football at Henderson State (1988-90)
- One younger sister, Nina
- Uncle, James Rouse, Jr., played football at Arkansas (1985-89) and two seasons for the Chicago Bears
- Majoring in psychology



Craig Jones

Inside Linebacker

6-0 • 220 • Junior
Modesto, Calif. • Central Catholic

59

As a Sophomore (2013)

- Stanford's Outstanding Special Teams Scout Team Player (Greg Piers Award)
- Played vs. Cal

As a Freshman (2012)

- Did not see action

The Jones File

- Played for head coach Roger Canepa at Central Catholic (Calif.)
 - Three varsity letters at linebacker, fullback and tailback
- 2011 Western Athletic Conference Defensive Player of the Year
- 2011 NorCal Preps Division V Player of the Year
- Cal-Hi Sports all-state
- 3,189 career rushing yards and 40 touchdowns
- Lettered in wrestling
- Western Athletic Conference champion in 189-pound class
- Class valedictorian
- Wendy's High School Heisman state finalist
- AP Scholar Athlete Award
- Born in Denver, Colo.
- Full name is Craig Ryan Jones
- Son of Darin and Carol Jones
- One sister, Stacy
- Majoring in management science and engineering



Peter Kalambayi

Outside Linebacker

6-3 • 236 • Sophomore
Matthews, N.C. • Butler

34

As a Freshman (2013)

- Did not see action

The Kalambayi File

- Attended Butler (N.C.) and played football under head coach Brian Hales
- Five-star recruit by PrepStar
- Four-star recruit by Scout, Rivals, 247Sports and ESPN
- Nation's the 79th-best overall player by PrepStar, 97th by Rivals and 131st by Scout
- Nation's seventh-best outside linebacker by Rivals, 10th by PrepStar
- Nation's sixth-best middle linebacker by Scout, eighth-best inside linebacker by 247Sports
- North Carolina's fourth-best overall prospect by Rivals, fifth by Scout and sixth by 247Sports
- 2012 PrepStar All-American and Dream Team selection
- 2012 USA Today first team All-American
- Selected to 2013 U.S. Army All-American Bowl
- Finalist for 2012 High School Butkus Award
- Two-time AP first team all-state
- 2012 Charlotte Observer Defensive Player of the Year
- Earned four varsity football letters
- Led team to undefeated seasons and 4AA state titles in 2009, 2011 and 2012
- 101 tackles (13 for loss), seven sacks, three forced fumbles, three fumble recoveries, one pick in 2012
- Lettered in basketball and track and field
 - Averaged 13 rebounds per game as a center on the hoops team
 - All-conference in the 4x100m, shot put and discus
 - All-state in shot put with a personal-best 53-5
- Full name is Peter Mukeba Kalambayi
- Born in Raleigh, N.C.
- Mother is Liselle Kalambayi
- Uncle, Khari Joseph, played football at Brown
- One younger sister, Andrea
- Family is from Trinidad and Tobago



Luke Kaumatule

Defensive End

6-7 • 267 • Junior
Honolulu, Hawaii • Punahou

99

As a Sophomore (2013)

- Mackey Award watch list
 - Only player on Mackey Award watch list without a single career reception
- 14 games played
 - Transitioned to defensive line prior to UCLA game
- First career catch in season opener against San Jose State
- First career start at Army
- Teamed with Blake Lueders to force second-quarter blocked punt vs. Arizona State
- One catch for five yards against Washington State
- One catch for six yards vs. Washington
- Defensive end debut vs. UCLA
 - One quarterback hurry
- Two tackles vs. Cal

As a Freshman (2012)

- Nine games played at tight end
- Delivered downfield block to help Zach Ertz score game-winning touchdown vs. USC

The Kaumatule File

- Played football for head coach Kale Ane at Punahou (Hawaii)
 - Attended Island Pacific (2008) and Radford (2009-10) during prep career
 - Two-year varsity letterwinner
- Four-star recruit by Rivals and Scout
- SuperPrep, PrepStar and U.S. Army All-American
- Nation's 12th-best defensive end by PrepStar, 15th by Rivals
- Led team to division championship as a senior
- Lettered in basketball and volleyball
- Born in Honolulu, Hawaii
- Full name is Luke O'tutulupeatau Saokai Kaumatule
- Son of Soakai Soakai Kaumatule and Patricia Mataele
- Nine siblings: Samuela Manoa, Joseph Tuipolotu, Charlotte Tuipolotu, Albert Tuipolotu (deceased), Canton Kaumatule, Destiny Kaumatule, Noah Kaumatule, Chevonne Hale'ano and Caelan Hale'ano (deceased)
- Uncle, Sione Havea, wrestled in the WWF
- Majoring in science, technology and society (innovation, technology and organizations)



C.J. Keller

Long Snapper

6-3 • 215 • Freshman
Scottsdale, Ariz. • Brophy

68

The Keller File

- Prepped at Brophy (Ariz.) under head coach Scooter Molander
- Earned two letters at long snapper
- 2014 National Football Foundation Valley of the Sun first team scholar-athlete
- 2013 Sports360AZ.com all-academic first team
- 2013 Arizona Republic All-Arizona first team
- 2013 Arizona Republic All-State Division I first team
- 2013 Section 4 all-conference first team
- 2013 Rubio Long Snapping national champion
- 2013 Kohl's National Invitational Scholarship Camp top prospect
- 2013 Kohl's Western Showcase winner
- East Valley Tribute All-Tribute honorable mention
- Two-time Rubio Long Snapping top-12 elite selection
- 2012 Kohl's National Underclassman Challenge snap champion
- Kohl's Five Star ranking, third-ranked snapper
- ProKicker.com's third-ranked snapper
- National Honor Society
- National Society of High School Scholars
- Traveled to Kenya for community service project
- Born in Phoenix, Ariz.
- Full name is Charles John Keller
- Son of Chuck and Mary Keller
 - Father played football at Lawrence (1978-81)
- Two siblings, Nicole and Christopher



Gautam Krishnamurthi

Wide Receiver

6-1 • 172 • Senior
Saratoga, Calif. • Harker

38

As a Junior (2013)

- Did not see action

As a Sophomore (2012)

- Did not see action

The Krishnamurthi File

- Joined team prior to 2012 season
- Played for head coach Karriem Stinson at Harker (Calif.)
- Earned two varsity letters at wide receiver and safety
- Single-season record holder for receiving yards (972), touchdowns (10), receptions (48)
- Single-season record holder for interceptions returned for touchdowns (2)
- Single-game school record holder for most receptions (10)
- 48 catches for 972 yards and 10 touchdowns as a senior
- 49 tackles and six interceptions (two returned for touchdowns) as a senior
- 15 catches for 215 yards and two touchdowns as a junior
- 2010 first team all-Bay League and team offensive MVP
- National Merit finalist
- Wendy's High School Heisman nominee
- Born at Stanford Hospital
- Full name is Gautam Ashok Krishnamurthi
- Son of Ashok Krishnamurthi and Deepa Iyengar
- One brother, Sidhart
- Majoring in economics



Luke Kaumatule



Dallas Lloyd

Strong Safety

6-3 • 212 • Junior
Pleasant Grove, Utah • Pleasant Grove

29

As a Sophomore (2013)

- Pac-12 All-Academic honorable mention
- Seven games played
 - Six rushes for 16 yards
- Two rushes for seven yards vs. San Jose State
- One rush for seven yards at Army
- One rush for six yards at Washington State
- One rush for 16 yards at Utah

As a Freshman (2012)

- Did not see action

The Lloyd File

- Played football at Pleasant Grove (Utah) under head coach Dale Sampson
 - Three varsity football letters
 - Signed with Stanford in 2010 before spending two years on church mission
- 2010 PrepStar All-American
- Scout's top dual-threat quarterback in the West and 15th-best prep quarterback
- CSTV and Tom Lemming's 10th-best combo-style quarterback in the nation
- Utah's top-ranked quarterback prospect and No. 3 overall
- Among top 300 players nationally by Super Prep Magazine
- 71 of 111 passes (64 pct.) with 16 touchdowns as a senior
- 93 of 169 passes for 1,689 yards and 15 touchdowns as a junior
- 19-1 as a starter during prep career
- Played in eight games as a senior before suffering a season-ending ankle injury
- Two-time Utah Herald All-Valley
- Utah Daily Herald Elite 11 member as a senior
- 2009 Salt Lake Tribune and Deseret News first-team all-state
- 2009 Region 4 MVP
- Three-time Subway Utah Player of the Week in 2009
- All-state academic first team
- 2010 National Football Foundation Utah Chapter Hall of Fame
- National Honor Society
- Hope of America Award
- Eagle Scout
- Born in Provo, Utah
- Full name is Dallas Christopher Lloyd
- Son of Casey and Angie Lloyd
 - Father played basketball at Weber State and BYU-Hawaii
- One younger brother, Jake, and two sisters, Ellie and Savannah
 - Brother, Jake, threw 53 touchdowns for Timpview in 2012, 80 scores in two years
- Hobbies include golf, basketball, playing piano and surfing
- Majoring in science, technology and society (innovation, technology and organizations)



Nate Lohn

Defensive Tackle

6-3 • 272 • Junior
Kansas City, Mo. • Staley

55

As a Sophomore (2013)

- Three games played

As a Freshman (2012)


- Did not see action

The Lohn File

- Played for head coach Fred Bouchard and earned four varsity letters at Staley (Mo.)
- SuperPrep All-America
- PrepStar All-Midwest Region
- Nation's 46th-best defensive lineman by SuperPrep
- Missouri Class 5 first team all-state
- Missouri Class 5 co-Defensive Player of the Year
- Suburban Small Six first team all-conference
- 67 tackles (29 solo) and nine sacks as a senior
- Led team to 14-0 record and Class 5 state title in 2011
- Lettered in wrestling and track and field
- Two-time first team all-state academic
- Born in Monett, Mo.
- Full name is Nathanael Louis Lohn
- Son of David and Debra Lohn
- Father played football at Air Force (1980-82) and Texas A&M (1982-83)
- Two sisters, Hannah and Ruthie, and two brothers, Luke and Josh
- Brother, Josh, plays football at Evangel (Mo.)
- Uncle, David Dowell, played football at Texas A&M (1982-85)
- Uncle, Paul Lohn, played football at Houston (1970-73)
- Majoring in symbolic systems



Dallas Lloyd



Blake Lueders

Outside Linebacker

6-5 • 260 • Fifth-Year Senior
Zionsville, Ind. • Zionsville Community

43

As a Senior (2013)

- Pac-12 All-Academic honorable mention
- 14 games played
- 23 tackles (13 solo), 5.0 tackles for loss, 2.5 sacks
- Two solo tackles vs. San Jose State
- Three solo tackles at Army
- Three tackles vs. Arizona State
- Three tackles at Washington State
- Three tackles, 0.5 sack vs. Washington
- Two tackles (1.5 for loss) and 1.0 sack at Oregon State
- Three tackles vs. Notre Dame
- One tackle at Arizona State in Pac-12 Championship Game
- One sack vs. Michigan State in Rose Bowl

As a Junior (2012)

- Missed season due to injury

As a Sophomore (2011)

- Major contributor on special teams
- 17 tackles, three tackles for loss and two sacks
- Fumble recovery in season opener against San Jose State
- First career sack against Colorado
- Season-high five tackles and one sack against Washington

As a Freshman (2010)

- Saw action in 10 of 13 games, primarily on special teams units
- Six tackles (four solo)
- Two tackles against Wake Forest; Season-high three tackles at Cal
- One tackle for loss at Notre Dame

The Lueders File

- Graduated from Zionsville Community (Ind.) and played for head coach Larry McWhorter
- Four-year letterwinner as a linebacker and fullback
- Four-star recruit by Scout, Rivals and ESPN
- Nation's 10th-best defensive end prospect by Scout, 11th by ESPN and 12th by Rivals
- Nation's 79th-best recruit by Scout, 113th by ESPN
- 2009 Tom Lemming All-America
- 2009 Indiana Mr. Football
- 2009 Indy Sports Nation Defensive Player of the Year
- 93 tackles, 2.5 sacks, one interception and three fumble recoveries as a senior
- 128 tackles and three sacks as a junior
- Indiana Football Coaches Association and Associated Press first team all-state
- Indianapolis Star Super Team' Indiana Prime Time Top 25
- National Football Foundation Scholar
- Academic all-state
- Participated in the U.S. Army All-American Bowl
- Lettered in basketball
- Born in Indianapolis, Ind.
- Full name is Blake Patrick Lueders
- Son of Daniel and Mary Lueders
- One younger sister, Grace
- Majoring in management science and engineering

CAREER STATISTICS

TACKLES	g	ua	a	total	tfl	pd	ff	fr	blk
2010	10	4	2	6	1.0	0	0	0	0
2011	12	12	5	17	4.0	0	0	1	0
2013	14	13	10	23	5.0	0	0	0	0
TOTAL	36	29	17	46	10.0	0	0	1	0

SACKS	G	UA	A	Total	Yds
2010	10	0	0	0.0	0
2011	12	2	0	2.0	10
2013	14	2	1	2.5	7
TOTAL	36	4	1	4.5	17



Blake Lueders



Wayne Lyons

Cornerback

6-1 • 196 • Senior
Ft. Lauderdale, Fla. • Dillard

2

As a Senior (2014)

- Lott IMPACT Award watch list
- Phil Steele preseason All-Pac-12 third team

As a Junior (2013)

- 14 games played at cornerback
- Fifth on team with 69 tackles (41 solo)
- 4.5 tackles for loss, two forced fumbles, two interceptions, two pass breakups
- Seven tackles (1.0 for loss), one pass breakup vs. San Jose State
- Five solo tackles (2.0 for loss) at Army
- Nine tackles (six solo) vs. Arizona State
- Eight tackles at Utah
- Five solo tackles and forced fumble at Washington State
- Five tackles vs. Oregon
- Six tackles (four solo), 0.5 tackle for loss at USC
- Four tackles, forced fumble vs. Cal
- Three tackles, one pass breakup and two fourth-quarter interceptions vs. Notre Dame
- Three tackles vs. Arizona State in Pac-12 Championship Game
- Five tackles vs. Michigan State in Rose Bowl

As a Sophomore (2012)

- 14 games played with one start at cornerback
- Six tackles (four solo) in first career start vs. Arizona
- Five solo tackles vs. San Jose State
- Three solo tackles against USC
- First career interception in red zone during fourth quarter at Cal

As a Freshman (2011)

- Two games played, three tackles
- Missed bulk of season with broken foot suffered against San Jose State

The Lyons File

- Graduated from Dillard (Fla.) while playing under head coach Manny Martin
- Four-star recruit by Rivals and Scout
- 2010 PrepStar All-American, 81st on PrepStar's Top 150 Dream Team
- Florida's sixth-best safety prospect and nation's 107th overall by Rivals
- Nation's eighth-best safety by Scout, 10th-best overall prospect by Sporting News
- 45 tackles (nine for loss), two sacks and two forced fumbles as injury-plagued senior
- 87 tackles and two interceptions as a junior, team-high 95 tackles as a sophomore
- U.S. Army's Felix "Doc" Blanchard Award honoree
- 2010 Sun-Sentinel and Miami Herald Class 5A All-Broward County Defensive Team



Wayne Lyons

- 2010 Old Spice Red Zone Player of the Year
- 2010 Army National Combine defensive MVP
- 2011 Team USA National Football Team and Sporting News National All-Defense
- Class valedictorian and completed 43 college credits at Broward College
- Carried highest grade-point average among males as a sophomore, junior and senior
- Class president as sophomore, junior and senior
- National Football Foundation Brian Piccolo Award
- Lettered in track and wrestling
- Born in Fort Lauderdale, Fla.
- Full name is Wayne Lyons II
- Son of Wayne Lyons and Gwendolyn Bush
 - Father played football for Alabama A&M (1977-81)
- One sister, Danielle
- Uncle, Bruce Bush, played football at Arizona (1982-83) and in the Canadian Football League (1984-85)
- Cousin, Frank Sanders, played at Auburn (1991-94) and in the NFL with Arizona and Baltimore
- Majoring in architectural design

CAREER STATISTICS

TACKLES	g	ua	a	total	tfl	pd	ff	fr	blk
2011	2	1	3	4	0.0	1	0	0	0
2012	14	20	5	25	0.0	1	0	0	0
2013	14	41	28	69	4.5	4	2	0	0
TOTAL	30	62	36	98	4.5	6	2	0	0

INTERCEPTIONS	G	No.	Yds	TD	Lg	Avg/R	Avg/G
2011	2	0	0	0	0	0.0	0.0
2012	14	1	2	0	2	2.0	0.1
2013	14	2	0	0	0	0.0	0.0
TOTAL	30	3	2	0	2	0.7	0.1



Blake Martinez

Inside Linebacker

6-2 • 234 • Junior
Tucson, Ariz. • Canyon del Oro

4

As a Sophomore (2013)

- Pac-12 All-Academic honorable mention
- 10 games played
- 11 tackles (seven solo)
- Six tackles, forced fumble and first career interception vs. Cal
- Five solo tackles at Arizona State in Pac-12 Championship Game

As a Freshman (2012)

- 14 games played
- First career tackle and quarterback hurry against Duke
- Solo tackle at Colorado
- Solo tackle at Rose Bowl against Wisconsin
- Recipient of Stanford's Greg Piers Service Team Award on defense

The Martinez File

- Played for head coach Dustin Peace at Canyon del Oro (Ariz.)
 - Attended Mountain View (2008-09) and Santa Rita (2009)
 - Tight end, running back and linebacker
- PrepStar All-West Region
- Two-time Southern Arizona Defensive Player of the Year
- Canyon del Oro career record holder with 247 tackles
- 1,100 yards total offensive yards as a senior
- Lettered in volleyball and basketball
- Born in Tucson, Ariz.
- Full name is Blake Edmon Martinez
- Son of Marc and Carrisa Martinez
- Three siblings: Hailley, Madison and Logan
- Majoring in management science and engineering

CAREER STATISTICS

TACKLES	g	ua	a	total	tfl	pd	ff	fr	blk
2012	14	2	1	3	0.0	0	0	0	0
2013	10	7	4	11	0.0	1	1	0	0
TOTAL	24	9	5	14	0.0	1	1	0	0

INTERCEPTIONS	G	No.	Yds	TD	Lg	Avg/R	Avg/G
2012	14	0	0	0	0	0.0	0.0
2013	10	1	0	0	0	0.0	0.0
TOTAL	24	1	0	0	0	0.0	0.0



Blake Martinez



Daniel Marx

Fullback

6-2 • 240 • Freshman
Trabuco Canyon, Calif. • Mission Viejo

35

The Marx File

- Played at Mission Viejo (Calif.) under head coach Bob Johnson
 - Fullback, tight end and linebacker
- Nation's third-best fullback by ESPN, fourth by Scout, sixth by 247Sports
- California's 66th-best recruit by ESPN
- Two-time All-South Coast League first team
- 2013 CIF Southern Section first team
- Led team to pair of South Coast League titles
- Lettered one season in lacrosse, 15 goals as midfielder
- Rivalry Series Scholar Athlete
- National Football Foundation Scholar-Athlete
- Full name is Daniel Paul Marx
- Born in Mission Viejo, Calif.
- Son of Jay and Ahndrea Marx
- One sibling, Ali
- Uncle, Pete Montrenes, played baseball at USC (1999-00) and Ole Miss (2001-02)
- Guitarist



Christian McCaffrey

Running Back

6-0 • 200 • Freshman
Castle Rock, Colo. • Valor Christian

27

The McCaffrey File

- Prepped at Valor Christian (Colo.) under head coach Rod Sherman
 - Running back, wide receiver, defensive back, punter
- Nation's 70th-best recruit by 247Sports, 77th by Rivals, 81st by Scout
- Colorado's top-rated overall recruit by Scout, Rivals, ESPN and 247Sports
- Nation's second-best all-purpose back by 247Sports, third by Rivals
- Nation's 26th-best athlete by ESPN, 13th-best running back by Scout
- PrepStar All-America
 - Nation's 20th-best athlete
- 2013 Colorado Gatorade Player of the Year
- 2013 Denver Post Gold Helmet Award
- 2013 All-Colorado Player of the Year
- 2013 All-Colorado
- 2013 Reebok Top-25 Most Dynamic Athletes
- 2013 Colorado Sports Hall of Fame High School Male Athlete of the Year
- 2013 Orange County Register All-West Coast "Fab 15" first team
- 2012 Colorado Gatorade Player of the Year
- 2012 All-Colorado Player of the Year
- 2012 All-Colorado
- 2012 5A Player of the Year
- 2012 5A all-state
- 2011 All-Colorado
- 2011 4A Player of the Year
- 2011 4A all-state
- 2010 4A all-state honorable mention
- 12th in NFHS history with 848 career offensive points
- Seventh in NFHS history with 141 career offensive touchdowns
- Colorado record holder for career points (848)
- Colorado record holder for career touchdowns (141)
- Colorado record holder for career all-purpose yards (8,845)
- Colorado record holder for single-season all-purpose yards (3,032)
- Second in Colorado history for career touchdown receptions (47)
- Ninth in Colorado history for single-season points (276)
- Seventh in Colorado history for single-season touchdowns (46)
- Eighth in Colorado history for career punt returns for touchdowns (4)
- Led team to four state titles
- 2014 Parade All-America honorable mention
- 2014 U.S. Army All-American Bowl
 - Won West Team's Stack Award (most athletic player)
- Four-time varsity letterwinner in track and field
 - State champion in 4A 4x100 relay

McCaffrey, cont.

- State record holder in 4A 4x200 relay
- Born in Denver, Colo.
- Full name is Christian Jackson McCaffrey
- Son of Ed and Lisa McCaffrey
 - Mother played soccer at Stanford (1987-90)
 - Father played football at Stanford (1986-1991) and professionally for the New York Giants (1991-94), San Francisco 49ers (1994) and Denver Broncos (1994-2003)
- Three brothers: Max, Dylan and Luke
 - Max plays receiver at Duke
- Grandfather, David Sime, ran track at Duke
 - 1960 silver medalist in 100-yard dash at 1960 Summer Olympics
 - 1956 world record holder in 100-yard dash
- Aunt, Sherrie Sime Giusto, played tennis at Virginia (1979-1983)
- Uncle, Scott Sime, played football and wrestled at Duke (1982-1986)
- Aunt, Monica McCaffrey Check, played basketball at Georgetown (1987-1991)
- Uncle, Bill McCaffrey, played basketball at Duke (1990-1991) and Vanderbilt (1992-1994)
- Uncle, Mike McCaffrey, played basketball at Husson College (1995-1999)
- Spent summer of 2013 on mission trip to Rwanda
- Pianist



Pat McFadden

Running Back

5-10 • 195 • Sophomore
Sunfish Lake, Minn. • St. Thomas Academy


42

As a Freshman (2013)

- Did not see action

The McFadden File

- Graduated from St. Thomas Academy (Minn.) and played for head coach Dave Ziebarth
- Three-year varsity letterwinner at running back and outside linebacker
- Classic Suburban All-Conference selection as a senior
- Academic all-conference
- Led team to league and section titles as a sophomore and senior
- Led team to state semifinal appearance as a sophomore and senior
- 1,166 rushing yards and 14 touchdowns as a senior after missing junior year to injury
- All-conference pick, senior captain and five-time letterwinner in track and field
- Two-time letterwinner and state champion in ice hockey as a center and forward
- Summa Cum Laude
- Four Eagle Award (school's highest academic honor)
- Scholar-Athlete and Christian Service Awards
- Second in command of 600 cadets in school's ROTC program
- Hobbies include camping, reading and skiing
- Born in St. Paul, Minn.
- Full name is Patrick Ignatius McFadden
- Son of Michael and Mary Kate McFadden
 - Father played football at University of St. Thomas
- Five siblings: Conor, Molly, Sean, Brendan and Danny
 - Brother, Conor, played football at Stanford



Reed Miller

Long Snapper

6-2 • 225 • Junior
Encinitas, Calif. • Santa Fe Christian

67

As a Sophomore (2013)

- Pac-12 All-Academic honorable mention
- 14 games played
- Starting short and long snapper for second straight season
- Solo tackle at Arizona State in Pac-12 Championship Game

As a Freshman (2012)

- Started all 14 games as a true freshman for long and short snapping duties
- Snapped for Daniel Zychlinski's best punting season (42.9 yards/punt, 18 punts of 50-plus yards)
- First career tackle at UCLA

The Miller File

- Graduated from Santa Fe Christian (Calif.)
- Played for head coach Nick Ruscetta
- Earned three varsity letters as a center, defensive end and long snapper
- 2011 first team all-Coastal League
- 2011 second team all-state Division IV
- Selected to participate in San Diego All-Star Spanos Game
- Lettered in track and field, throwing shot put and discus
- Three-time winner of Academic Athlete Award
- California Scholastic Federation Gold Seal Bearer
- Born in Encinitas, Calif.
- Full name is Reed Allen Miller
- Son of Doug and Cammie Miller
- One brother, Brock
- Majoring in science, technology and society (innovation, technology and organizations)



Ty Montgomery

Wide Receiver

6-2 • 215 • Senior
Dallas, Texas • St. Mark's

7

As a Senior (2014)

- Maxwell Award watch list
- Hornung Award watch list
- Biletnikoff Award watch list
- Phil Steele preseason All-Purpose Player of the Year
- Phil Steele preseason All-America first team at kick returner
- Athlon preseason All-America first team at specialist
- Phil Steele preseason All-Pac-12 first team at wide receiver
- Phil Steele preseason All-Pac-12 first team at kick returner
- Athlon preseason All-Pac-12 first team at specialist
- Athlon preseason All-Pac-12 second team at wide receiver
- Sporting News preseason All-Pac-12

As a Junior (2013)

- Second nationally with 30.3 kickoff return yards/game
- Second nationally with two kickoff returns for touchdowns
- Ninth nationally with 157.7 all-purpose yards/game
- 22nd nationally with 10 touchdown receptions
- 61 catches for 958 yards (15.7 yards/catch)
- 36 kickoff returns for 1,091 yards
- Program's second player with more than 1,000 kickoff return yards in single season
- 13 rushes for 159 yards
- 2,208 all-purpose yards (third-best single-season total in program history)
- 11 games with 100+ all-purpose yards
- 14 games played
- Consensus All-American
- Walter Camp All-America first team (kick returner)
- AFCA All-America first team (kick returner)
- FWAA All-America first team (kick returner)
- Sporting News All-America first team (kick returner)
- Associated Press All-America second team (all-purpose)
- USA Today All-America first team (kick returner)

- SI.com All-America first team (kick returner)
- CBSSports.com All-America first team (kick returner)
- CBSSports.com All-America third team (all-purpose)
- Phil Steele All-America second team (kick returner)
- Athlon Sports All-America first team (kick returner)
- Athlon Sports All-Pac-12 first team (kick returner)
- Athlon Sports All-Pac-12 second team (wide receiver)
- ESPN.com All-Pac-12 (kick returner)
- Sporting News All-Pac-12 (kick returner)
- All-Pac-12 first team (kick returner)
- All-Pac-12 second team (wide receiver)
- Phil Steele All-Pac-12 second team (wide receiver)
- Phil Steele All-Pac-12 first team (kick returner)
- Stanford's Most Outstanding Junior Award (Gundelach Award)
- Stanford's Big Game Back Award (Frank Rehm Award)
- Biletnikoff Award watch list
- Maxwell Award watch list
- Earl Campbell Tyler Rose Award watch list
- Preseason All-Pac-12 third team by Lindy's
- Preseason All-Pac-12 fourth team by Phil Steele
- Paul Hornung Award honor roll (Oct. 7)
- Pac-12 Special Teams Player of the Week (Oct. 7)
- Game-high 81 receiving yards on four catches vs. San Jose State
 - 42-yard catch and 17-yard touchdown
 - 36-yard kickoff return as part of 121 all-purpose yards
- 255 all-purpose yards at Army (130 receiving, 30 rushing, 73 kickoff return)
 - Six catches for 130 yards and 46-yard touchdown catch
- Four catches for 62 yards and two scores vs. Arizona State
- Six catches for 54 yards against Washington State
- 290 all-purpose yards (35 rushing, 56 receiving, 204 kickoff return) vs. Washington
 - School-record 204 kickoff return yards
 - 125 all-purpose yards on first two touches (99-yard return, 26-yard rush)
 - 68-yard kickoff return in third quarter
 - 39-yard receiving touchdown
- First player with receiving and kickoff return touchdown in same game since 2009
- 296 all-purpose yards (5 rushing, 131 receiving, 160 kickoff return) at Utah
 - 134 all-purpose yards on first two touches (100-yard return, 34-yard reception)
 - Tied school-record with 100-yard kickoff return for touchdown in first quarter
 - Career-high eight catches and 131 receiving yards
- Five catches for 50 yards, 37 kickoff return yards vs. UCLA
- Three catches for 55 yards at Oregon State
 - 114 all-purpose yards
 - 37-yard reception during second-quarter scoring drive
 - One rush for nine yards
 - Three kickoff returns for 50 yards
- 91 all-purpose yards vs. Oregon
 - 14 rushing, 20 receiving, 57 kickoff return
- 108 all-purpose yards at USC
 - 14 rushing, 23 receiving, 71 kickoff return
- 191 all-purpose yards and five touchdowns vs. Cal
 - 160 yards receiving and four touchdowns on five catches
 - 31 yards rushing and one touchdown on two carries
 - Tied single-game school records for points (30) and touchdowns (5)
 - Most points and touchdowns scored by Pac-12 player in 2013
 - First four touches resulted in scores
- Three catches for 46 yards, 127 kickoff return yards vs. Notre Dame
- Five catches for 69 yards at Arizona State in Pac-12 Championship Game
 - 22-yard rushing touchdown, 24-yard receiving touchdown
 - 150 all-purpose yards (69 receiving, 22 rushing, 59 kickoff return)
- Three catches (21 yards), four kickoff returns (94 yards) vs. Michigan State in Rose Bowl
 - 115 all-purpose yards

As a Sophomore (2012)

- All-Pac-12 honorable mention
- Hornung Award watch list
- Hampered by midseason injury
- Played in 11 games with four starts
- Missed Notre Dame, Cal and Washington State games
- 26 catches for 213 yards
- 450 all-purpose yards through first five games
- 26.6 yards per kickoff return
- Six of 11 kickoff returns netted 30 or more yards (26.6 yards per kickoff return)
- Three catches for 26 yards in Rose Bowl victory against Wisconsin
- Three catches for 29 yards and five kickoff returns for 126 yards against Arizona
- Season-best 155 all-purpose yards against Arizona
- Season-high six catches for 39 yards, pair of kickoff returns for 66 yards at Washington
- Pair of catches for 13 yards and season-long 64-yard kickoff return vs. USC
- Five catches for 49 yards against San Jose State



STANFORD FOOTBALL

STUDENT-ATHLETES

As a Freshman (2011)

- Contributed at wide receiver and as primary kickoff returner
- 13 games played with starts in last four contests
- 24 catches for 350 yards (14.6 yards/catch) and two touchdowns
- 27 kickoff returns, 25.2 yards per return (680 total)
- 96-yard return for touchdown on final play at Washington State
- Two receptions for 13 yards through first seven games
- 22 receptions for 329 yards over the last six games
- Five receptions for 87 yards, including 62-yard reception, against USC
- Three receptions for 45 yards against Cal
- Six receptions for 77 yards, including first career touchdown, against Notre Dame
- Seven catches (120 yards), one touchdown vs. Oklahoma State in Fiesta Bowl
 - 53-yard touchdown catch to give Stanford early 7-0 first-quarter lead
- Recipient of Menlo-Atherton Trophy, given to team's most outstanding freshman

The Montgomery File

- Graduated from St. Mark's (Texas) and played for head coach M. Bart Epperson
- Four-star recruit by Rivals and Scout
- Nation's 27th-best wide receiver prospect by Scout, 30th by Rivals
- Texas' 47th best overall recruit by SuperPrep
- SuperPrep All-Southwest Region
- Four year letterwinner
- 118 career catches and 36 touchdowns during varsity career
- 17 catches for 10 touchdowns and 823 rushing yards on 93 carries as a senior
- Two-time first team all-Southwest Preparatory College
- Participated in Offense-Defense All-American Bowl Game
- Participated in Team USA All-American Game

- Lettered in baseball and lacrosse
- Born in Jackson, Miss.
- Full name is Ty Anthony Montgomery II
- Son of Ty Montgomery and Lisa Frazier
- One brother, Brandon, and one sister, Addison
- Majoring in political science

CAREER STATISTICS

RECEIVING	g	rec	yards	td	long	rec/g	avg/c	avg/g
2011	13	24	350	2	62	1.8	14.6	26.9
2012	11	26	213	0	32	2.4	8.2	19.4
2013	14	61	958	10	72	4.4	15.7	68.4
TOTAL	38	111	1521	12	72	2.9	13.7	40.0

ALL PURPOSE	g	rush	rcv	pr	kr	ir	total	avg/g
2011	13	42	350	0	680	0	1072	82.5
2012	11	-11	213	0	293	0	495	45.0
2013	14	159	958	0	1091	0	2208	157.7
TOTAL	38	190	1521	0	2064	0	3775	99.3



Ty Montgomery



Alameen Murphy

Cornerback

5-11 • 180 • Freshman
Fort Washington, Md. • Friendly

23

The Murphy File

- Prepped at Friendly (Md.) and played under head coach Peter Quawey
- Nation's 48th-best cornerback by Scout, 54th by 247Sports, 63rd by Rivals
- Maryland's 14th-best recruit by Scout, 16th by 247Sports, 22nd by Rivals, 32nd by ESPN
- 2013 American Family Insurance All-USA Maryland
- 2013 all-state first team
- 2013 Prince George's all-county first team
- 2013 Gazette All-Conference first team
- 2013 Washington Post All-Met honorable mention
- 2012 Prince George's all-county second team
- 2012 Gazette all-team honorable mention
- 2012 Scholar Athlete Award
- 650 career all-purpose yards, 252 tackles, 105 solo tackles, four interceptions, nine forced fumbles and seven touchdowns
- 90 tackles (50 solo) as a senior
- 2013 Chesapeake Bowl Game
- Born in Washington, D.C.
- Full name is Alameen Eduoard Murphy
- Son of Princess Martin and the late Troy Murphy
- Two siblings, Aisha and Ali
 - Brother, Ali, plays football at Lake Erie College
- Cousin, David Martin, played basketball at Morehead State
- Cousin, Anthony Martin, played basketball at Holy Cross (1983-84), basketball and football at Trinity (1987-89)



Kyle Murphy

Offensive Tackle

6-7 • 295 • Junior
San Clemente, Calif. • San Clemente

78

As a Sophomore (2013)

- 13 games played at offensive tackle and in jumbo packages
- Part of one of nation's top offensive lines
 - 22nd in rushing offense (207.4 yards/game)
 - 11th in sacks allowed (1.14/game)
 - Seventh in tackles for loss allowed (4.14/game)

As a Freshman (2012)


- One of three freshmen offensive linemen to see action, joining Joshua Garnett and Andrus Peat
- 14 games played with two starts
- Followed Garnett as first true freshmen offensive linemen to start at Stanford since 2000
- Wore two jersey numbers: 78 when on line of scrimmage, 94 (eligible) when off the line
- Averaged 25 snaps per game at "jumbo" tight end and both offensive tackle positions
- Targeted for overthrown pass reception in end zone vs. USC

The Murphy File

- Played for head coach Jonathan Hamro at San Clemente (Calif.)
- Three-year varsity letterwinner
- SuperPrep, PrepStar and MaxPreps All-America
- Five-star recruit by Rivals and Scout
- Four-star recruit by ESPN
- Nation's third-best offensive tackle and 19th-best overall recruit by Rivals
- Nation's fourth-best offensive tackle by Scout and ESPN
- California's second-best recruit by Rivals and SuperPrep
- 27th on ESPN's Top 150 list
- 11th overall among recruits by 247Sports
- Nation's top offensive lineman and 16th recruit overall by SuperPrep
- Cal-Hi Sports ESPN All-State
- Three-time all-South Coast Conference
- South Coast Conference MVP as a senior
- Two-time Orange County Register all-Orange County
- Participated in 2012 U.S. Army All-American Bowl
- Recipient of U.S. Army's Glenn Davis Award
- Lettered in track and field
- Sea View League shot put champion
- Born in Mission Viejo, Calif.
- Full name is Kyle Neil Murphy
- Son of Gary and Keri Murphy
- Three older siblings: Kelly, Kasey and Kevin
- Brother, Kevin, played football at Harvard (2008-11), currently for the Minnesota Vikings
- Majoring in science, technology and society (innovation, technology and organizations)



Kyle Murphy



Ikenna Nwafor

Defensive Tackle
6-6 • 300 • Junior
Irving, Texas • Cistercian

94

As a Sophomore (2013)

- Three games played

As a Freshman (2012)

- Did not see action

The Nwafor File

- Played football at Cistercian (Texas) under head coach Steve McCarthy
- Earned four varsity football letters
- Nation's 35th-best defensive tackle prospect by Scout, 61st by ESPN
- PrepStar All-Central Region
- All-Southwest Preparatory Conference first team
- 65 tackles, eight sacks, three fumble recoveries and three forced fumbles as a senior
- 2011 Offense-Defense All-America and International Bowls
- 2011 Dallas-Fort Worth All-Star Game
- Lettered in basketball and track and field
- Born in Buffalo, N.Y.
- Full name is Chideraa Ikenna Anthony Nwafor
- Son of Francis and Chinyere Nwafor
- Two younger brothers, Nmeso and Toby
- Majoring in human biology




Bobby Okereke

Inside Linebacker
6-3 • 215 • Freshman
Santa Ana, Calif. • Foothill

20

The Okereke File

- Prepped at Foothill (Calif.) and played under head coach Doug Case
- Four-star recruit by Scout, Rivals, ESPN and 247Sports
- Nation's 136th-best overall recruit by Scout, 158th by Rivals and 247Sports
- California's 14th-best recruit by Scout, 16th by Rivals, 17th by 247Sports
- Nation's 10th-best outside linebacker by Rivals and 247Sports, 11th by Scout
- Nation's 51st-best athlete by ESPN
- PrepStar All-America
- 2014 Watkins Award finalist
- 2013 Orange County Register All-West Coast "Fab 15" first team
- 2013 Los Angeles Times All-Area first team
- 2013 MaxPreps All-State Division II first team
- 2013 Century League Player of the Year
- 2013 All-Century League first team
- 2013 All-CIF Southwest Division
- 2013 all-county first team
- 2013 Foothill Knight of the Year
- 2012 All-Century League first team
- 2012 All-CIF Southwest Division
- 2012 Foothill Coaches' Award
- 2012 Junior Scholar Athlete of the Year
- 2011 sophomore varsity rookie of the year
- 2010 Foothill Coaches' Award
- Led team to 2013 Century League title
- 162 career tackles, nine sacks, four interceptions, seven passes defended and two interceptions returned for touchdowns
- 2014 Semper Fidelis All-America Game
- Born in San Mateo, Calif.
- Full name is Robert Nnanna Okereke
- Son of Kingsley and Sandra Okereke
- Three sisters: Kimberley, Jennifer and Kristine
- Cousin, Amobi Okugo, played soccer at UCLA and professionally for Philadelphia Union
- Eagle Scout



Kyle Olugbode

Strong Safety
6-1 • 205 • Fifth-Year Senior
San Jose, Calif. • Bellarmine

22

As a Senior (2013)

- 14 games played
- 13 tackles (six solo)
- Two tackles vs. Arizona State
- Two tackles vs. UCLA
- Four tackles vs. Cal
- Three tackles vs. Notre Dame

As a Junior (2012)

- Two games played

As a Sophomore (2011)

- One tackle in four games
- Appeared against UCLA, Colorado, Washington and Oregon State

As a Freshman (2010)

- Did not see action

The Olugbode File

- Graduated from Bellarmine (Calif.) and prepped under head coach Mike Janda
- Played running back and safety
- 2009 GoldenStatePreps.com NorCal Player of the Year
- 2009 GoldenStatePreps.com first team all-state
- 2009 MaxPreps second team all-state
- 2009 San Jose Mercury News Player of the Year
- 2009 West Catholic Athletic League Player of the Year
- 2009 Cal-Hi Sports Player of the Year
- NorCalPreps.com first team
- 1,811 rushing yards (6.9 yards/carry) and 24 touchdowns on 259 carries as a senior
- 360 rushing yards and six touchdowns as a junior; first team all-league as a junior
- 67 tackles and four interceptions at safety as a senior
- Led team to CIF Division I state title game
- 2009 University of Miami Junior Book Award
- Born in San Jose, Calif.
- Full name is Kyle Hakeem Olakunie Olugbode
- Son of Kenny and Josephine Olugbode
- Two younger brothers, Kristoffer and Kenneth, one younger sister, Maria
- Majoring in architectural design

CAREER STATISTICS

TACKLES	g	ua	a	total	tfl	pd	ff	fr	blk
2011	2	1	0	1	0.0	0	0	0	0
2012	2	0	0	0	0.0	0	0	0	0
2013	14	6	7	13	0.0	0	0	0	0
TOTAL	18	7	7	14	0.0	0	0	0	0



Thomas Oser

Center

6-5 • 302 • Sophomore
Los Angeles, Calif. • Harvard-Westlake

79

As a Freshman (2013)

- Did not see action

The Oser File

- Prepped at Harvard-Westlake (Calif.) while playing for head coach Scot Ruggles
- Consensus three-star recruit
- Nation's 11th-best center by 247Sports, 14th by Scout
- Nation's 29th-best offensive guard by Rivals
- California's 50th-best overall prospect by Rivals, 74th by Scout
- 2013 Semper Fidelis All-American Bowl
- 2012 PrepStar All-West-Region
- 2012 MaxPreps first team Division II all-state
- 2012 Los Angeles Daily News first team all-area
- Lettered in lacrosse as a sophomore and started every varsity game
- Full name is Thomas Michael Oser II
- Born in Livingston, N.J.
- Parents are Tom and Valrie Oser
- One younger sister, Alexandria



Kyle Olugbode



Francis Owusu

Wide Receiver

6-3 • 210 • Sophomore
Oxnard, Calif. • Oaks Christian

4

As a Freshman (2013)

- 12 games played
- Two catches for 56 yards
- Only true freshman to play during 2013 season
- Career debut at Army
- Two catches for 56 yards and first career touchdown vs. Cal
 - 42-yard reception from Crower
 - 14-yard touchdown pass from Crower

The Owusu File

- Attended Oaks Christian (Calif.) and played for head coach Jeff Woodruff
- Consensus four-star recruit
- Nation's 101st-best overall player by PrepStar and 178th by Rivals
- Nation's 13th-best wide receiver by PrepStar and 20th by Rivals
- California's 21st-best overall prospect by Rivals, 24th by ESPN, 32nd by 247Sports and 33rd by Scout
- 2012 Tacoma News Tribune Western 100
- 2012 PrepStar All-American and Dream Team selection
- Selected to 2013 Semper Fidelis All-American Bowl
- Played in 2013 Daily News East-West All-Star Game and earned West Team MVP honors
- 2012 CalHiSports third team all-state
- 2012 Ventura County Star first team all-Ventura County
- School record holder for single-season receiving yards (850) and single-game receiving touchdowns (3)
- 50 catches for 935 yards and 11 touchdowns with seven rushes for 206 yards and two scores in 2012
- Lettered in basketball and track
- Ran on the 4x100 meter CIF Southern Section champion relay team as a junior
- Full name is Francis Taaloga Owusu
- Born in Oxnard, Calif
- Parents are Francis and Luaiva Owusu
 - Father ran the 400 meters for Ghanaian Olympic team
- Three brothers -- Chris, Brian, Michael -- and one sister, Crystal
 - Chris was a wide receiver at Stanford (2008-11) and currently plays in the NFL
 - Brian played football at Harvard
 - Crystal plays basketball at Columbia

CAREER STATISTICS

RECEIVING	g	rec	yards	td	long	rec/g	avg/c	avg/g
2013	12	2	56	1	42	0.2	28.0	4.7
TOTAL	12	2	56	1	42	0.2	28.0	4.7



Francis Owusu



Kevin Palma

Inside Linebacker

6-2 • 259 • Sophomore
Pixley, Calif. • Mission Oak

44

As a Freshman (2013)

- Did not see action

The Palma File

- Attended Mission Oak (Calif.) and played for head coach Mark Gambini
- Four-star recruit by Scout and 247Sports
- Nation's 196th-best overall player by Scout
- Nation's 11th-best inside linebacker by 247Sports, 10th best middle linebacker by Scout
- California's 26th-best overall prospect by Scout, 29th by 247Sports
- 2012 Tacoma News Tribune Western 100
- 2012 PrepStar All-West-Region
- 2012 CalHiSports first team medium schools all-state
- 2012 MaxPreps first team Division III all-state
- 2012 Fresno Bee first team all-area
- Three-time first team all-county
- Selected to the 2013 Offense-Defense All-American Bowl and Cal State Game
- Earned three varsity football letters
- Played receiver, tight end, linebacker, defensive end, punter and wildcat quarterback
- School record holder for single-game tackles (17), tackles for loss (8) and touchdowns in a half (four)
- 66 tackles, 19 tackles for loss and two forced fumbles as a senior in 2012
- 25 receptions for 370 yards and 10 touchdowns at tight end in 2012
- Three rushing touchdowns as wildcat quarterback during senior season
- Lettered in basketball and track and field
- Area champion and state qualifier in shot put with personal-best 54-6
- One older sister, Alysia
- Born in Phoenix, Ariz.
- Full name is Kevin Alexander Palma
- Son of Kevin and Angela Palma



David Parry

Defensive Tackle

6-2 • 303 • Fifth-Year Senior
Marion, Iowa • Linn-Mar

58

As a Fifth-year Senior (2014)

- Phil Steele preseason All-Pac-12 second team

As a Senior (2013)

- Burlsworth Trophy candidate
- Pac-12 All-Academic second team
- 14 games played
- 23 tackles (11 solo), 5.0 tackles for loss
- Three tackles vs. San Jose State
- Four tackles at Army
- Four tackles, two quarterback hurries vs. Washington
- Three tackles (0.5 for loss) at Oregon State
- One tackle at USC
- One tackle (0.5 for loss) vs. Notre Dame
- Three solo tackles (1.0 for loss) vs. Michigan State in Rose Bowl

As a Junior (2012)

- Pac-12 All-Academic honorable mention
- 14 games played
- Started last three contests
- Three solo tackles in Rose Bowl win over Wisconsin
- Season-high five solo tackles in starting debut at UCLA
- Five-yard fourth-quarter sack and one pass deflection at UCLA
- Three solo tackles in shutout victory at Colorado
- First-quarter solo sack in three-and-out possession vs. Arizona
- Three tackles (1.0 for loss) vs. Duke

As a Sophomore (2011)

- Played in all 13 games
- Backup to Terrence Stephens at nose tackle
- Six tackles (three solo)
- Season-high two tackles at Duke and Colorado
- One tackle for loss at Colorado

As a Freshman (2010)

- Did not see action

The Parry File

- Graduated from Linn-Mar (Iowa) and played for head coach Bob Forsyth
- Three-year varsity letterwinner at offensive and defensive tackle
- Iowa Newspaper Association 4A all-state first team offensive lineman as a senior
- Iowa Preps Elite all-state first team
- All-Mississippi Valley Conference and all-Cedar Rapids Metro Area first team as a senior
- Des Moines Register all-state second team
- Team MVP as a senior
- Led team to 9-1 record and 2009 Valley Division title
- Selected to play in Iowa Shrine All-Star Game
- First team all-conference as a junior
- Cedar Rapids Gazette All-Metro second team as a junior
- Iowa Preps Elite all-state second team as a junior
- Born in Carrollton, Texas
- Full name is David Robert Parry
- Son of George and Elaine Parry
- Older brother, George, played football at Harvard (2000-04)
- Majoring in political science


CAREER STATISTICS

TACKLES	g	ua	a	total	tfl	pd	ff	fr	blk
2010	1	1	0	1	0.0	0	0	0	0
2011	12	3	3	6	1.5	0	0	0	0
2012	14	17	11	28	3.0	2	0	0	0
2013	14	11	12	23	5.0	0	0	0	0
TOTAL	41	32	26	58	9.5	2	0	0	0

SACKS	g	ua	a	total	yards
2010	1	0	0	0.0	0
2011	12	0	0	0.0	0
2012	14	2	0	2.0	8
2013	14	0	0	0.0	0
TOTAL	41	2	0	2.0	8



David Parry



Andrus Peat

Offensive Tackle

6-7 • 312 • Junior
Chandler, Ariz. • Corona del Sol

70

As a Junior (2014)

- Outland Trophy watch list
- Rotary Lombardi Award watch list
- Athlon preseason All-America first team
- Phil Steele preseason All-America second team
- Athlon preseason All-Pac-12 first team
- Phil Steele preseason All-Pac-12 first team
- Sporting News preseason All-Pac-12

As a Sophomore (2013)

- SI.com All-America honorable mention
- Athlon Sports All-Pac-12 first team
- All-Pac-12 second team
- Phil Steele All-Pac-12 second team
- Stanford's Most Outstanding Sophomore (Deswarte-Ellar Award)
- One of nation's top left tackles
- 14 games played
- 14 starts at left tackle
- Part of one of nation's top offensive lines
 - 22nd in rushing offense (207.4 yards/game)
 - 11th in sacks allowed (1.14/game)
 - Seventh in tackles for loss allowed (4.14/game)

As a Freshman (2012)

- One of three freshmen offensive linemen to see action, joining Joshua Garnett and Kyle Murphy
- 13 games played
- Missed Colorado game with hand injury
- Rotated throughout season at left tackle
- Averaged 20 snaps/game
- Played every snap of final three quarters vs. Washington State

The Peat File

- Played for head coach Tom Joseph at Corona del Sol (Ariz.)
- Five-star prospect by Rivals
- USA Today, Parade, SuperPrep and PrepStar All-America
- Nation's top recruit by Sporting News
- Nation's eighth-best overall prospect by MaxPrep, ninth by ESPN
- Nation's 32nd-best overall recruit and sixth-best offensive tackle by Rivals
- Arizona's top prospect by Rivals and Scout
- Frank Kush Offensive Lineman of the Year
- Selected to play in the Under Armour All-American and U.S. Army All-American games
- Lettered in basketball
- Led school to Division 1 state championship as a senior
- Born in Mesa, Ariz.
- Full name is Andrus Jamerson Peat
- Son of Todd and Jana Peat
 - Father played six seasons in the NFL
 - Father played for the St. Louis/Phoenix Cardinals (1987-89) and Los Angeles Raiders (1990, 1992-93)
- Six siblings: Todd Jr., Cassius, Leilani, Maya, Keona and Koa
 - Brother, Todd, played football at Nebraska
- Majoring in psychology



Andrus Peat



Jordan Perez

Inside Linebacker

6-2 • 210 • Freshman
Carlsbad, Calif. • Carlsbad

15

The Perez File

- Prepped at Carlsbad (Calif.) and played under head coach Thaddeus MacNeal
- Four-star recruit by ESPN
- Nation's 16th-best middle linebacker by Scout, 48th-best inside linebacker by 247Sports
- Nation's 36th-best outside linebacker by ESPN, 38th by Rivals
- California's 37th-best recruit by ESPN, 46th by Scout, 55th by Rivals
- 2013 Avocado West Defensive Player of the Year
- 2013 All-CIF second team
- 2012 All-San Diego County second team
- Two-time All-Avocado West first team
- 75 tackles, 14.5 tackles for loss, nine sacks and 35 catches for 550 yards and five touchdowns as a senior
- 86 tackles, nine sacks and 26 catches for 450 yards and four touchdowns as a junior
- 20 catches for 300 yards and two touchdowns as a sophomore
- Born in Phoenix, Ariz.
- Son of Miguel and Lisa Perez
- Full name is Timothy Jordan Perez
- Two sisters, Tiffany and Rylee



Harrison Phillips

Defensive End

6-4 • 258 • Freshman
Omaha, Neb. • Millard West

66

The Phillips File

- Played at Millard West (Neb.) under head coach Kirk Peterson
- Nebraska's top-ranked recruit by 247Sports, second by Scout and Rivals, third by ESPN
- Nation's 28th-best weak side end by 247Sports, 30th strong side end by Rivals
- 2013 Gatorade Nebraska Football Player of the Year
- 2013 Super State first team and honorary captain
- 2013 all-state selection and honorary captain
- 2013 All-Nebraska first team and honorary captain
- 2013 Coaches' All-District
- 2013 Metro Defensive Lineman Player of the Year
- 2013 Academic All-Metro
- 2013 team captain
- Represented Nebraska on U-19 National Football Team at 2014 International Bowl
- 2012 Super State second team
- 2012 All-Nebraska first team
- 2012 Coaches' All-Division
- 2012 All-Metro Conference first team
- 2012 Coaches' All-Academic first team
- 295 career tackles (188 solo), 80 tackles for loss, 34.5 sacks and 23 forced fumbles
- 106 tackles (69 solo), 29 tackles for loss, 14.5 sacks and 11 forced fumbles as a senior
- 122 tackles (81 solo), 35 tackles for loss, 11 sacks, 16 pass breakups and six forced fumbles as a junior
- 67 tackles (38 solo), 16 tackles for loss, nine sacks and six forced fumbles as a sophomore
- Four-time wrestling varsity letterwinner
 - 96-11 record in first three seasons
 - 2013 Junior National heavyweight champion
 - Heavyweight state champion as a junior
 - Brute-Adidas national champion (218-pound class) as a sophomore
 - State champion (220-pound class) as a sophomore
- Four-time track and field varsity letterwinner
- Born in Omaha, Neb.
- Full name is Harrison Foster Phillips
- Son of Paul and Tammie Rose Phillips
- Sister, Delanie, plays soccer at Nebraska-Kearney



Ra'Chard Pippens

Cornerback
6-2 • 202 • Senior
McDonough, Ga. • Ola

38

As a Junior (2013)

- Four games played
- One tackle, one pass breakup at Washington State

As a Sophomore (2012)

- Saw action against Duke

As a Freshman (2011)

- Did not see action

The Pippens File

- Graduated from Ola (Ga.) and played for head coach John Kovzel
- Three-year letterwinner
- Nation's 48th-best safety prospect by Rivals
- 53 tackles as a senior
- All-Metro (Atlanta) first team defensive back as a senior
- First team all-Southern Crescent League
- Henry County Fantastic Four
- All-region first team as a junior
- Lettered in track and field
- Born in Atlanta, Ga.
- Full name is Ra'Chard Darnell Pippens
- Son of Bobby and Patrice Pippens
 - Father played basketball at West Georgia (1984-87)
- One brother, Tyler
- Majoring in science, technology and society (information technology, media and society)



Eddie Plantaric

Fullback
6-5 • 248 • Fifth-Year Senior
Orangevale, Calif. • Del Campo

96

As a Senior (2013)

- Transitioned to tight end
- 10 games played

As a Junior (2012)

- Did not see action

As a Sophomore (2011)

- Three appearances at defensive line
- Two tackles against San Jose State

As a Freshman (2010)

- Did not see action

The Plantaric File

- Graduated from Del Campo (Calif.) and played for head coach Mike Dimino
- Played one season at Bella Vista (Calif.) before transferring to Del Campo
- Nation's 26th-best defensive end by Rivals, 46th by Scout and 93rd by ESPN
- California's 46th-best prospect by Rivals, second-best defensive end by MaxPreps
- Golden State Prep All-Northern California first team
- 133 tackles (55 for loss), eight sacks and blocked punt return for touchdown as a senior
- 141 tackles and four sacks as a junior
- Single-game school record 23 tackles as a junior
- Two-time all-Capital League first team
- Four-time Capital Athletic League Scholar Athlete
- National Football Foundation College Hall of Fame Scholar Athlete
- Born in Sacramento, Calif.
- Full name is Edward Joseph Plantaric
- Son of Edward and Lorraine Plantaric
- Father played football at Sierra College
- Older sister, Samantha, swam at UNLV
- Majoring in science, technology and society (public policy, science and technology)



Jordan Pratt

Wide Receiver
6-3 • 213 • Senior
Monmouth, Ore. • Central

87

As a Junior (2013)

- Pac-12 All-Academic first team
- 14 games played
- 12 catches for 148 yards
- One catch for 13 yards vs. UCLA
- First career start at Oregon State
- Two catches for 21 yards at USC
- Four catches for 47 yards vs. Cal
- One catch for five yards vs. Notre Dame
- 56 yards, three catches (including 35-yarder) at Arizona State in Pac-12 title game

As a Sophomore (2012)

- Played in five games
- One catch for two yards at Colorado

As a Freshman (2011)

- Did not see action
- Recipient of Greg Piers Award for outstanding scout team contributions

Off The Farm

- Played eight seasons in the Los Angeles Dodgers farm system (2003-10)
- Advanced to Triple-A in 2010
- 21-19 in 185 appearances during career

The Pratt File

- Graduated in 2003 from Central (Ore.) and played for head coach Shane Hedrick
- Signed with Washington State in 2003, but chose to pursue professional baseball career
- Drafted in fifth round (151st overall) of 2003 MLB Draft by Los Angeles Dodgers
- Entered Stanford as 26-year old freshman
- High school conference player of the year in football, baseball and basketball
- Earned three football letters
- All-Capital Conference first team wide receiver in 2000
- All-Capital Conference second team kick returner in 2000
- Capital Conference Offensive Player of the Year and second team all-state as a junior
- Limited to two games as a senior due to injury
- 76 catches for 1,124 yards and 17 touchdowns as a junior
- Five kickoff returns for touchdown in nine games as a junior
- Earned four letters in baseball at pitcher and shortstop
- All-conference second team as a freshman
- All-conference first team at shortstop and pitcher as a junior
- Capital Conference, Oregon 3A and Gatorade Oregon Player of the Year as a senior
- 11-0, 1.18 ERA, 107 strikeouts as a senior, 8-1, 1.83 ERA as a junior
- .510 BA, 6 HR, 10 RBI as a senior, .307 BA, 5 HR, 20 RBI as a junior
- Three-year basketball letterwinner
- 20.2 points, 8.2 rebounds and 4.2 assists/game as a senior
- 17.8 points, 6.0 rebounds and 3.6 assists/game as a junior
- 7.8 points, 5.1 rebounds per game as a sophomore
- Two-time Capital Conference Player of the Year
- Oregon 3A all-state as a senior
- Statesman Journal Regional Player of the Year as a junior
- Class salutatorian
- Valco Conference Scholar Athlete of the Year
- School's physics and science student of the year
- Born in Hood River, Ore.
- Full name is Jordan Taylor Pratt
- Wife's name is Amy
- Son of Jeff and Jan Pratt
- Three younger brothers: Joe, John and Jesse
 - Joe, played baseball at Oregon State (2007) and Western Oregon (2008-11)
 - John (2009) and Jesse (2009) played baseball at Western Oregon (2009)
- Majoring in atmosphere and energy engineering

CAREER STATISTICS

RECEIVING	g	rec	yards	td	long	rec/g	avg/c	avg/g
2012	5	1	2	0	2	0.2	2.0	0.4
2013	14	12	148	0	35	0.9	12.3	10.6
TOTAL	19	13	150	0	35	0.7	11.5	7.9



Michael Rector

Wide Receiver

6-1 • 187 • Junior
Gig Harbor, Wash. • Bellarmine

3

As a Sophomore (2013)

- Stanford's Most Outstanding Freshman Award
- Pac-12 All-Academic honorable mention
- 14 games played
- Three starts
- 14 catches for 431 yards and three touchdowns
- 30.8 yards/catch
- First career catch at Army (26-yard touchdown)
- Two catches for 93 yards, one touchdown at Washington State
- One catch for 39 yards at Utah
- 47-yard reception vs. Oregon
- Team-high 44 receiving yards on two catches at USC
- 104 receiving yards on four catches and one touchdown vs. Cal
 - 45-yard reception from Hogan
- One catch for 34 yards at Arizona State in Pac-12 Championship Game
- One rush for 27 yards, two catches for 44 yards vs. Michigan State in Rose Bowl
 - 43-yard reception from Hogan

As a Freshman (2012)

- Did not see action

The Rector File

- Played football at Bellarmine (Wash.) under head coach Tom Larsen
- Earned three varsity football letters
- PrepStar All-West Region and AP all-state
- Tacoma News Tribune all-area
- Tacoma Athletic Commission Athlete of the Year
- Narrows League MVP
- 44 receptions for 918 yards and 13 touchdowns as a senior
- 42 tackles and six interceptions as a cornerback
- Punter and punt returner for prep squad in 2011
- 67 receptions for 1,078 yards and 11 touchdowns as a junior
- Record-holder for single-season receiving yards (1,078), yards/catch (20.86) and touchdowns (13)
- Career record holder for yards/catch (16.87)
- Lettered in soccer and track and field
- Led soccer team with 23 goals as a junior
- Ran the 100, 200 and 4x100 meter relay and participated in the long jump
- Born in Tacoma, Wash.
- Full name is Michael Anthony Rector
- Son of Tony and LoAnn Rector
- One older brother, Sean
- Majoring in human biology

CAREER STATISTICS

RECEIVING	g	rec	yards	td	long	rec/g	avg/c	avg/g
2013	14	14	431	3	48	1.0	30.8	30.8
TOTAL	14	14	431	3	48	1.0	30.8	30.8

ALL PURPOSE	g	rush	rcv	pr	kr	ir	total	avg/g
2013	14	27	431	0	0	0	458	32.7
TOTAL	14	27	431	0	0	0	458	32.7



Kevin Reihner

Center

6-4 • 295 • Senior
Scranton, Pa. • Scranton Prep

63

As a Junior (2013)

- Three games played

As a Sophomore (2012)

- Played at Colorado

As a Freshman (2011)

- Did not see action

The Reihner File

- Graduated from Scranton Prep (Pa.) and played for head coach Nick Donato
- Nation's 24th-best offensive guard by Scout, 34th by Rivals
- Pennsylvania's 18th-best overall player by SuperPrep
- Four-year varsity starter
- 2010 Pennsylvania Sportswriters AAA all-state second team
- 2010 Scranton Times all-region
- 2010 Lackawanna Conference Coaches All-Star
- Participated in Chesapeake Bowl
- Lettered in basketball
- Born in Philadelphia, Pa.
- Full name is Kevin Arthur Reihner
- Son of George and Judy Scranton
 - Father played at Penn State (1974-77) and six seasons with the Houston Oilers
- Two brothers, George and Kyle, one sister, Janet
- Brother, George, played for Army (1998-2000)
- Uncle, John, played at Penn State (1972-75)
- Majoring in management science and engineering



Michael Rector



Ben Rhyne

Punter

6-2 • 203 • Fifth-Year Senior
Charlotte, N.C. • Charlotte Country Day

14

As a Fifth-year Senior (2014)

- Phil Steele preseason All-Pac-12 third team
- Athlon preseason All-Pac-12 fourth team

As a Senior (2013)

- Pac-12 Football Scholar-Athlete of the Year
- All-Pac-12 honorable mention
- Pac-12 All-Academic first team
- Ray Guy Award candidate
- Stanford's Academic Achievement Award (Tommy Vardell Award)
- 14 games played, 52 punts (42.9 yards/punt)
- Two touchbacks, 13 fair catches
- 12 punts over 50 yards, 15 punts inside 20-yard line
- Season-long 60-yard punt vs. Michigan State in Rose Bowl
- Starting punter in season opener against San Jose State, did not attempt single punt
 - First game without Stanford punting since Sept. 17, 1994 (224-game span)
- Two punts (48.5 yards/punt) at Army
- First-quarter punt at Army was first by Stanford since 2013 Rose Bowl (span of 78:04)
- Six punts (44.5 yards/punt), including 58-yarder, vs. Washington
 - Three punts over 50 yards
- Six punts (43.0 yards/punt), including 54-yarder, vs. UCLA
- Seven punts (40.0 yards/punt), including 53-yarder, at Oregon State
 - Three punts over 50 yards
- One punt for 43 yards vs. Oregon
- Five punts (45.8 yards/punt) at USC
- Three punts (47.0 yards/punt) vs. Cal
- Five punts (49.8 yards/punt) vs. Michigan State in Rose Bowl

As a Junior (2012)

- Called into punting and holding duties for two games
- First career punt (42-yarder in third quarter) at UCLA
- 39.0-yard average on three punts and one tackle at UCLA
- Six punts (42.2 yards/punt) in Pac-12 title game with 56-yard touchback

As a Sophomore (2011)

- Five games played, 59.8 yards/kickoff (18 kickoffs) with one touchback
- One kickoff for 70 yards during debut in home state North Carolina against Duke
- Handled kickoff duties for final three games of regular season
- Six kickoffs for 364 yards against Oregon
- Six kickoffs for 377 yards against Cal
- Five kickoffs for 265 yards against Notre Dame

As a Freshman (2010)

- Did not see action

The Rhyne File

- Graduated from Charlotte Country Day (N.C.) and played for head coach Bob Witman
- NCISAA all-state punter
- CISAA all-conference
- 13 of 16 on field goals, 50 of 51 point after attempts, 40.0 yards/punt as a senior
- School record holder for single-season field goals made (13), best field goal pct. (81.3)
- School record holder for most single-season punting yards (1,885)
- Lettered in swimming and lacrosse
- Rensselaer Polytechnic Institute Award (school's top math and science student)
- Cum Laude Society
- Born in Charlotte, N.C.
- Full name is Benjamin Greer Rhyne
- Son of Al and June Rhyne
 - Father played football at Davidson (1976-79)
- One older brother, Bo, two younger sisters, Haley and Anna
- Grandfather played football at North Carolina (1952-55)
- Majoring in biomechanical engineering

CAREER STATISTICS

PUNTING	g	no.	yards	long	avg
2011	5	0	0	0	0.0
2012	2	9	370	56	41.1
2013	14	52	2230	60	42.9
TOTAL	21	61	2600	60	42.6



Ben Rhyne



Jordan Richards



Jordan Richards

Strong Safety

5-11 • 208 • Senior
Folsom, Calif. • Folsom

8

As a Senior (2014)

- Lott IMPACT Trophy watch list
- Bednarik Award watch list
- Nagurski Award watch list
- Jim Thorpe Award watch list
- Phil Steele preseason All-America second team
- Athlon preseason All-America fourth team
- Athlon preseason All-Pac-12 first team
- Phil Steele preseason All-Pac-12 first team
- Sporting News preseason All-Pac-12

As a Junior (2013)

- Capital One Academic All-America second team
- All-Pac-12 honorable mention, Pac-12 All-Academic first team
- Phil Steele All-Pac-12 second team
- Jim Thorpe Award watch list
- 14 games played
- 69 tackles (40 solo), 4.0 tackles for loss, three interceptions, three pass breakups
- Four tackles (1.0 for loss) at Army
- Three tackles, 30-yard interception return for touchdown against Washington State
- Three tackles, forced fumble and pass breakup vs. Washington
- Eight tackles at Utah
- 10 tackles (five solo), two interceptions for 25 yards, one pass breakup vs. UCLA
- Six tackles (five solo) at Oregon State
- Four tackles (three solo) vs. Oregon
- Five tackles (1.0 for loss) at USC
- Five tackles vs. Cal
- Five tackles (1.0 for loss) vs. Notre Dame
- Two tackles at Arizona State in Pac-12 Championship Game
- Five tackles vs. Michigan State in Rose Bowl

As a Sophomore (2012)

- SI.com Midseason All-America second team
- All-Pac-12 honorable mention, Pac-12 All-Academic first team
- 68 tackles, team-high 15 passes defended, three interceptions

- Seven tackles (four solo), two tackles for loss (10-yard sack) vs. Wisconsin in Rose Bowl
- Four tackles, one interception and four pass breakups in home win over USC
- Season-high 11 tackles (seven solo), one tackle for loss vs. UCLA in Pac-12 title game
- One interception and one tackle for loss at UCLA
- Two pass breakups and five tackles (three solo) vs. Oregon State
- Three tackles (two solo) and forced a fumble at Cal
- 10 tackles (seven solo) against Arizona
- Recipient of team's Outstanding Sophomore Award

As a Freshman (2011)

- Appeared in all 13 games with three starts
- 31 tackles and one pass breakup
- Season-high nine tackles against Washington
- Eight tackles in first career start at USC

The Richards File

- Graduated from Folsom (Calif.) and played for head coach Kris Richardson
- Nation's 75th-best prep receiver by Scout, 60th-best athlete by Rivals
- 56 rushes for 563 yards and six touchdowns as a senior
- 69 catches for 1,068 yards and 11 touchdowns as a senior
- 61 tackles and two interceptions as a junior
- 492 rushing yards and nine touchdowns on 78 carries as a junior
- Sacramento all-Metro first team defense
- Delta River League All-Purpose MVP and first team all-league defense
- Lettered in basketball
- Born in Sacramento, Calif.
- Full name is Jordan Hugh Richards
- Son of Terrence and Sharon Richards
- Father played football at Tufts (1975-79)
- One sister, Ashley
- Majoring in public policy

CAREER STATISTICS

TACKLES	g	ua	a	total	tfl	pd	ff	fr	blk
2011	13	14	16	30	0.0	1	0	0	0
2012	14	46	23	69	7.0	15	1	0	0
2013	14	40	29	69	4.0	6	1	0	0
TOTAL	41	100	68	168	11.0	22	2	0	0

INTERCEPTIONS	G	No.	Yds	TD	Lg	Avg/R	Avg/G
2011	13	0	0	0	0	0.0	0.0
2012	14	3	12	0	8	4.0	0.9
2013	14	3	55	1	30	18.3	3.9
TOTAL	41	6	67	1	30	11.2	1.6



Alex Robinson

Punter

6-0 • 200 • Sophomore
College Park, Ga. • Woodward

47

As a Freshman (2013)

- Did not see action

The Robinson File

- Graduated from Woodward (Ga.) and played for head coach John Hunt
- Three-year varsity letterwinner at punter and kicker
- Atlanta Sportswriters' AAA All-State at punter
- Atlanta Journal-Constitution AAA All-State at punter
- Region 6-AAA All-Region at punter
- 43.1 yards/punt with school-record long punt of 71 yards
- Average hang time of 4.42
- Four of 38 punts were returned as a senior
- Seven of 11 field goals made, including long of 35 yards as a senior
- 64 yards/kickoff with 27 touchbacks on 45 attempts
- Earned three letters in soccer as a goalie
 - Led team to a state championship as a senior
- Cum Laude
- Hobbies include community service and playing the trombone
- Born in Chattanooga, Tenn.
- Full name is Alexander Quincy Lee Robinson
- Son of Jerry and Patricia Robinson
- One brother, Jakob



Torsten Rotto

Outside Linebacker

6-2 • 235 • Senior
Woodbury, Minn. • Woodbury

53

As a Junior (2013)

- Four games played
- Stanford's Scout Team Special Teams Player of the Week (Sept. 14)
- One tackle at Washington State and vs. Cal

As a Sophomore (2012)

- Played against Duke

As a Freshman (2011)

- Did not see action

The Rotto File

- Graduated from Woodbury (Minn.) and played for head coach Beau LaBore
- Three-year letterwinner at defensive end and offensive lineman
- 81 tackles and 8.5 sacks as a senior
- 76 tackles and four sacks as a junior
- Two-time Suburban East All-Conference
- St. Paul Pioneer Press all-state honorable mention as a junior
- Team captain and team MVP as a senior
- Minnesota Football Coaches Association Academic All-State as a senior
- Lettered in track and field and hockey
- Two-time all-conference in shot put and discus
- Born in Maplewood, Minn.
- Full name is Torsten Jacob Rotto
- Son of Nelson and Lynn Rotto
- One sister, Erika
- Enjoys playing the guitar, singing, hunting and fishing
- Majoring in human biology

CAREER STATISTICS

TACKLES	g	ua	a	total	tfl	pd	ff	fr	blk
2012	1	0	0	0	0.0	0	0	1	0
2013	5	0	2	2	0.0	0	0	0	0
TOTAL	6	0	2	2	0.0	0	0	1	0



J.B. Salem

Defensive End

6-4 • 266 • Senior
Newport Beach, Calif. • Newport Harbor

72

As a Junior (2013)

- Played vs. Cal

As a Sophomore (2012)

- Played against Duke

As a Freshman (2011)

- Did not see action

The Salem File

- Graduated from Newport Harbor (Calif.) and played for head coach Jeff Brinkley
- Nation's 48th-best strong side defensive end by Rivals
- Nation's 78th-best defensive end by Scout
- Three-year letterwinner
- All-Sunset League first team
- All-Orange County second team
- 44 tackles, two sacks, five hurries, one forced fumble and one blocked kick as a senior
- Led team to 2010 Sunset League title
- Lettered in track and field (shot put and discus)
- Born in Newport Beach, Calif.
- Full name is James Bernard Salem
- Son of Jesse Salem and Jill Kwong
- Stepfather is Steve Kwong
- One brother, Ben, two sisters, Lily and Juliane
- Majoring in science, technology and society (information technology, media and society)



Barry Sanders

Running Back

5-10 • 192 • Junior
Oklahoma City, Okla. • Heritage Hall

26

As a Junior (2014)

- Phil Steele preseason All-Pac-12 fourth team

As a Sophomore (2013)

- 12 games played at running back and punt returner
- Five rushes for 34 yards and one touchdown
 - 8.4 yards/rush
- Seven punt returns for 71 yards
- Four catches for 31 yards
- 144 all-purpose yards
- Two yards on first career rush vs. San Jose State
- 16 yards on first career reception against Washington State
 - 34 rushing yards on three carries (including 22-yard touchdown)
- 29-yard punt return, 7-yard catch vs. Washington
- 21-yard punt return, one rush for six yards at Oregon State
- Two-yard reception vs. Cal
- Four-yard punt return vs. Notre Dame
- One catch for 11 yards vs. Michigan State in Rose Bowl

As a Freshman (2012)

- Did not see action

The Sanders File

- Graduated from Heritage Hall (Okla.) and earned four varsity letters
- Played football under head coach Andy Bogert
- 2011 PrepStar and SuperPrep All-America
- 2011 U.S. Army All-America
- Four-star recruit, nation's ninth-best running back prospect by ESPN, Rivals and Scout
- Second-best running back and fifth-best overall recruit by PrepStar
- 43rd on MaxPreps Top 100
- School-record 5,037 rushing yards and 70 touchdowns on 549 carries during prep career
- Led team to four district championships and two state titles (2008, 2010)
- Lettered in baseball
- Born in Oklahoma City, Okla.
- Full name is Barry James Sanders
- Son of Barry Sanders and Aletha House
 - Father won 1988 Heisman Trophy as Oklahoma State running back
 - Father played for Detroit Lions, member of NFL Hall of Fame
- Four younger brothers: Nigel, Nicholas, Noah and Terrance
- Majoring in communication


CAREER STATISTICS

RUSHING	g	att	yards	td	long	avg/c	avg/g
2013	12	5	42	1	22	8.4	3.5
TOTAL	12	5	42	1	22	8.4	3.5

ALL PURPOSE	g	rush	rcv	pr	kr	ir	total	avg/g
2013	12	42	31	71	0	0	144	12.0
TOTAL	12	42	31	71	0	0	144	12.0



Barry Sanders



Dalton Schultz

Tight End

6-6 • 240 • Freshman
South Jordan, Utah • Bingham

9

The Schultz File


- Played at Bingham (Utah) under head coach Dave Peck
- Four-star recruit by Scout, Rivals, ESPN and 247Sports
- Utah's top recruit by Scout, second-best by Rivals, ESPN and 247Sports
- Nation's top tight end by Scout and ESPN, third by Rivals, fourth by 247Sports
- Nation's 68th-best recruit by Scout, 104th by ESPN, 122nd by Rivals, 195th by 247Sports
- PrepStar Dream Team, nation's 155th-best overall recruit, third-best H-tight end
- 2013 Orange County Register All-West Coast "Fab 15" first team
- 2013 all-state first team
- 2013 Bingham Offensive MVP
- 2012 all-region first team
- 2012 Bingham Junior MVP
- 2011 Bingham Sophomore MVP
- 76 career receptions for 1,120 yards and 12 touchdowns
- 31 receptions for 512 yards and nine touchdowns as a senior
- 34 pass receptions for 491 yards and three touchdowns as a junior
- 11 receptions for 117 yards as a sophomore
- Led team to an undefeated season and 2013 state title
 - Ranked 19th nationally by MaxPreps and 13th in various national polls
- Two-time letterwinner for the basketball team
- AP student
- Born in Sandy, Utah
- Full name is Dalton Chase Schultz
- Son of Troy Golightly and Suzy Wilkerson
- Two siblings, Tom and Brad
 - Brother, Brad, played football at Southern Virginia

- 2,419 rushing yards (8.5 yards/carry) and 35 touchdowns as a senior
- 2,695 rushing yards and 32 touchdowns as a junior
- Six 200-yard rushing games as a senior
- 404 rushing yards and five touchdowns against San Pasqual
- Lettered in basketball and track and field
- Born in San Diego, Calif.
- Full name is Samuel Ricardo Seale
- Son of Sam and Elizabeth Seale
- One younger brother, Samir, one younger sister, Shi-ann
- Father played 10 years in the NFL for the Oakland Raiders (1984-87; 92), San Diego Chargers (1988-91) and St. Louis Rams (1993)
- Majoring in psychology

CAREER STATISTICS

RUSHING	g	att	yards	td	long	avg/c	avg/g
2011	10	6	23	0	10	3.8	2.3
2012	12	13	57	0	12	4.4	4.8
2013	12	11	34	0	17	3.1	2.8
TOTAL	34	30	114	0	17	3.8	3.4

ALL PURPOSE	g	rush	rcv	pr	kr	ir	total	avg/g
2011	10	23	3	0	0	0	26	2.6
2012	12	57	0	0	0	0	57	4.8
2013	12	34	0	0	0	0	34	2.8
TOTAL	34	114	3	0	0	0	117	3.4



Ricky Seale

Running Back

5-9 • 202 • Fifth-Year Senior
Escondido, Calif. • Escondido

30

As a Senior (2013)

- 12 games played
- 34 rushing yards on 11 carries
- Three rushes for nine yards at Washington State
- 17-yard rush vs. Washington
- Two rushes for four yards at UCLA
- Two carries vs. Oregon
- One rush for four yards vs. Michigan State in Rose Bowl

As a Junior (2012)

- Backup tailback played all 14 games
- 57 rushing yards on 13 carries
- Nine-yard rush on game-tying touchdown drive in fourth quarter against Arizona
- 18 rushing yards on four carries at Colorado
- Season-long 12-yard rush on opening series at UCLA

As a Sophomore (2011)

- Saw action in 13 games as reserve running back and on special teams
- 23 rushing yards on six carries; one reception for three yards
- Two carries for 15 yards at Duke, including season-long 10-yard rush
- Six yards on three carries against Colorado

Seale, cont.

As a Freshman (2010)


- Did not see action

The Seale File

- Graduated from Escondido (Calif.) and played for head coach Paul Gomes
- Nation's 28th-best running back by Scout
- Four star cornerback and 23rd-best recruit by Rivals
- CalHiSports.com second team all-state as a senior
- CIF San Diego Section career rushing leader with 6,694 yards



Ricky Seale



Aziz Shittu

Defensive End

6-3 • 280 • Junior
Atwater, Calif. • Buhach Colony

7

As a Sophomore (2013)

- Pac-12 All-Academic honorable mention
- Five tackles in 10 games played
- Two tackles at Army
- 0.5 tackle for loss vs. Arizona State
- One tackle vs. Cal
- One tackle at Arizona State in Pac-12 Championship Game

As a Freshman (2012)

- Five games played
- One solo tackle in regular-season finale at UCLA

The Shittu File

- Graduated from Buhach Colony (Calif.) and played for head coach Kevin Smartwood
- Two-year varsity letterwinner
- Parade, Rivals, SuperPrep, MaxPreps and Sports Illustrated All-America
- Five-star recruit by Rivals, four-star by Scout
- Nation's 27th-best overall recruit and third-best strong side defensive end by Rivals
- Fourth-best recruit in California by Rivals
- 2011 first team all-state
- 2011 first team all-Merced Union High School District
- 2011 all-area and district defensive player of the year
- 101 tackles and eight sacks as a senior
- 76 tackles and seven sacks as a junior
- Participated in U.S. Army All-American Bowl
- Lettered in basketball
- Born in Merced, Calif.
- Full name is Abdulaziz Oluwatosin Shittu, Jr.
- Son of Olayiwola and Adejoke Shittu
- Three older siblings: Moriam, Kao and Sheri
- Majoring in psychology



Sam Shober

Outside Linebacker

6-3 • 226 • Junior
Monroe, Wash. • Archbishop Murphy

50

As a Sophomore (2013)

- Played vs. Cal

As a Freshman (2012)

- Did not see action

The Shober File

- Graduated from Archbishop Murphy (Wash.)
- Three-year varsity letterwinner at linebacker
- 129 tackles, 15 tackles for loss, six sacks and one interception as a senior
- 104 tackles and eight sacks as a junior
- 278 tackles, 27 tackles for loss and 18 sacks throughout high school career
- 2011 Associated Press 2A all-state first team
- 2011 all-area by Seattle Times and Everett Herald first team
- 2011 all-Cascade Conference first team
- Two-time team captain
- Lettered in basketball and lacrosse
- Wendy's High School Heisman state finalist
- 2012 United States Army Reserve National Scholar Athlete recipient
- Born in Monroe, Wash.
- Full name is Samuel Nalty Shober
- Son of Jeff Shober and Deb Nalty
- One sister, Rachel Shober
- Majoring in human biology



Graham Shuler

Center

6-4 • 282 • Junior
Franklin, Tenn. • Brentwood Academy

52

As a Junior (2014)

- Rimington Award watch list

As a Sophomore (2013)

- Seven games played at backup center and in jumbo packages
- Part of one of nation's top offensive lines
 - 22nd in rushing offense (207.4 yards/game)
 - 11th in sacks allowed (1.14/game)
 - Seventh in tackles for loss allowed (4.14/game)

As a Freshman (2012)

- Did not see action

The Shuler File

- Played high school football at Brentwood Academy (Tenn.)
- Four-year varsity letterwinner
- Four-star recruit by Rivals, Scout and ESPN
- PrepStar, SuperPrep and Rivals All-America
- Nation's fourth-best center prospect by Scout, 21st-best offensive tackle by Rivals
- 2011 first team all-state, all-mid-state and all-conference
- Participated in 2011 U.S. Army All-American Bowl
- Recipient of U.S. Army All-American Bowl's Felix "Doc" Blanchard Award
- Lettered in basketball and track and field
- Born in Nashville, Tenn.
- Full name is Graham Caleb Shuler
- Son of Rob Shuler and Kim Hill
 - Father played football at Auburn
 - Mother ran track and played volleyball at Mississippi State
- One younger brother, Benji
- Majoring in Science, Technology and Society (Innovation, Technology and Organizations)



Graham Shuler



Brandon Simmons

Defensive Back

6-0 • 180 • Freshman

Mansfield, Texas • Timberview

19

The Simmons File

- Played at Timberview (Texas) under head coach James Brown
- Four-star recruit by Scout, Rivals, ESPN and 247Sports
- Nation's 144th-best overall recruit by Scout, 262nd by ESPN
- Texas' 23rd-best recruit by Scout, 28th by Rivals, 31st by ESPN and 247Sports
- Nation's top-15 safety by Scout and ESPN, 21st-best by 247Sports, 22nd-best by Rivals
- PrepStar All-America, nation's 10th-best safety
- 2014 U.S. Army All-American Bowl
- Member of 161-player "The Opening" Nike showcase
- 2014 TXA-21 All-North Texas team and Dallas/Ft. Worth top-10
- Two-time District 7 (5A) first team
- 2013 District 7 (5A) Defensive Player of the Year
- 2011 District 7 (5A) Sophomore of the Year
- 2012 team defensive MVP
- 302 career tackles, seven interceptions, 17 pass breakups, five forced fumbles, three fumble recoveries and 12 tackles for loss
- 117 tackles as a sophomore in 2011
- Led team to 2013 league title
- Three-time academic all-district
- Lettered in track and field
- National Honor Society
- Four-year member of Student Athletic Leadership Council
- Born in Pittsburgh, Pa.
- Full name is Brandon Jarel Simmons
- Son of Kashann and Monique Simmons
 - Father played football at West Virginia (1992-97)
- One sister, Sydney
- Uncle, Baron Flenory, Jr., played football at New Hampshire (2001-06)
- Uncle, Ryan Jones, played football at New Hampshire (1986-90)
- Grandfather, Baron Flenory, Sr., played basketball at Duquesne (1976-80) and professionally in South America (1980-83)



Patrick Skov

- Full name is Patrick Smith Skov
- Son of Peter and Terri Skov
- One brother, Shayne, two sisters, Olivia and Annika
 - Shayne was an All-American linebacker at Stanford
- Majoring in international relations

CAREER STATISTICS

ALL PURPOSE	g	rush	rcv	pr	kr	ir	total	avg/g
2012	14	7	9	0	33	0	49	3.5
2013	14	0	0	0	0	0	0	0.0
TOTAL	28	7	9	0	33	0	49	1.8



Rollins Stallworth

Wide Receiver

6-4 • 197 • Senior

Reno, Nev. • McQueen

13

As a Junior (2013)

- Pac-12 All-Academic honorable mention
- Stanford's Outstanding Offensive Scout Team Player (Greg Piers Award)
- Four games played

As a Sophomore (2012)


- Did not see action

As a Freshman (2011)

- Did not see action

The Stallworth File

- Graduated from McQueen (Nev.) and played for head coach Jim Snelling
- Two-time varsity letterwinner at wide receiver and defensive back
- 16 catches for 388 yards and five touchdowns, 33 tackles and four picks as a senior
- 30 catches for 553 yards and five touchdowns as a junior
- Led Nevada with 24.0 yards per catch as a senior
- 2010 Sertoma Northern Nevada all-star and second team all-state
- Two-time first team all-state academic
- Lettered in basketball and track
- Northern 4A Region first team, second team all-state as a senior in basketball
- 1,033 career points, 47 three-pointers, 423 rebounds, 179 assists and 170 steals
- Four-time all-state and all-region in track
- School record holder in 800 meters (1:52.91) and 4x800 meter relay (7:59.36)
- Helped school to three regional titles and 2010 state championship
- Three-time National Honor Society
- Nevada NIAA Top-10 Student-Athlete Award
- 2011 Nevada High School Scholar
- Five-time all-state academic first team
- Born in Reno, Nev.
- Full name is Rollins Stallworth III.
- Son of Rollins and Marguerite Stallworth
- One sister, Danielle, and one brother, Dominique
- Majoring in management science and engineering



Patrick Skov

Fullback

6-1 • 234 • Senior

Guadalajara, Mexico • Lawrenceville (N.J.)

24

As a Junior (2013)

- Pac-12 All-Academic first team
- 14 games played
- One tackle at USC
- Two solo tackles, one reception vs. Cal

As a Sophomore (2012)


- 14 games played
- Two rushes for seven yards, two catches for nine yards, two kickoff returns for 33 yards
- Three-yard rush, four-yard reception, season-long 19-yard kickoff return against Duke
- 14-yard kickoff return against Arizona
- Four-yard rush and five-yard reception at Colorado

As a Freshman (2011)

- Did not see action

The Skov File

- Graduated from The Lawrenceville School (N.J.) and played for head coach Ken Mills
- Four-year varsity letterwinner
- Nation's fifth-best fullback prospect by Scout
- 657 rushing yards and 15 touchdowns on 93 carries as a senior
- 27 catches for 296 yards and two touchdowns as a senior
- Mid-Atlantic Prep League Player of the Year
- New Jersey Prep Defensive Player of the Year
- First team all-league and all-region
- Born in San Francisco, Calif.




Greg Taboada

Tight End

6-5 • 231 • Sophomore
Atlanta, Ga. • Marist

88



A.J. Tarpley

Inside Linebacker

6-2 • 238 • Fifth-Year Senior
Plymouth, Minn. • Wayzata

17

As a Freshman (2013)

- Did not see action

The Taboada File

- Played at Marist (Ga.) under head coach Alan Chadwick
- Four-star recruit by ESPN
- Nation's 167th-best overall player by ESPN
- Nation's 17th-best tight end by Scout and 24th by 247Sports
- Nation's 17th-best athlete by ESPN
- Georgia's 18th-best overall prospect by ESPN and 35th by Scout
- 2012 PrepStar All-Southeast-Region
- Selected to 2012 Offense-Defense All-American Bowl
- First team Class AAAA all-state (AP and Atlanta Journal-Constitution)
- Earned three varsity football letters
- Played tight end, outside linebacker, defensive end and right tackle
- Led Marist to the semifinals of 2012 AAAA state playoffs
- 31 tackles (20 for loss), eight sacks and 18 hurries as a senior
- 11 receptions for 158 yards and five touchdowns in 2012
- Lettered in basketball
- Born in Atlanta, Ga.
- Full name is Gregorio Luis Taboada
- Son of Ignacio and Maria Taboada
- Older brother, Ignacio, played tennis at Georgia

As a Fifth-year Senior (2014)

- Bednarik Award watch list
- Nagurski Award watch list
- Rotary Lombardi Award watch list
- Butkus Award watch list
- Phil Steele preseason All-America third team
- Phil Steele preseason All-Pac-12 first team
- Athlon preseason All-Pac-12 second team

As a Senior (2013)

- All-Pac-12 honorable mention
- Preseason All-Pac-12 third team by Phil Steele
- Phil Steele All-Pac-12 third team
- Stanford's co-Defensive Player of the Game vs. Arizona State (Sept. 21)
- Stanford's co-Defensive Player of the Game at Oregon State (Oct. 26)
- 14 games played
- Second on team with 93 tackles (52 solo)
- 5.0 tackles for loss, 1.0 sack, one interception, three pass breakups, one forced fumble
- Five tackles (four solo) vs. San Jose State
- Six tackles (five solo) at Army
- Six tackles (four solo) vs. Arizona State
- Eight tackles, red-zone interception returned 15 yards vs. Washington
- 12 tackles (one for loss) at Utah
- Seven tackles (one for loss) vs. UCLA
- 13 tackles (eight solo), one pass breakup at Oregon State



A.J. Tarpley



- Four solo tackles, one sack, one forced fumble and one pass breakup vs. Oregon
- Six tackles at USC
- Seven tackles (four solo), one pass breakup vs. Notre Dame
- Seven tackles at Arizona State in Pac-12 Championship Game
- Six tackles (three solo) vs. Michigan State in Rose Bowl

As a Junior (2012)

- Most underrated Stanford defender
- Played in all 14 games, starting the opener and final 10 games at inside linebacker
- 66 tackles (40 solo) including seven tackles for loss and two sacks
- One interception and five pass breakups
- Game-high nine tackles (six solo) in Rose Bowl win over Wisconsin
- Seven tackles (five solo) at Notre Dame
- Six-yard sack of Notre Dame's Everett Golson to set up ensuing defensive touchdown
- Five tackles (four solo), one sack and pass breakup at Oregon
- Interception at Oregon ended final offensive possession of the first half
- Seven tackles (four solo), two tackles for loss and one sack at UCLA
- Seven tackles (four solo) against UCLA in Pac-12 Football Championship Game
- Seven tackles (three solo) and in overtime win vs. Arizona
- Five tackles (three solo) and one tackle for loss vs. Washington State
- One pass breakup and six tackles (three solo) at Cal
- Recovered one fumble at Colorado

As a Sophomore (2011)

- Appeared in all 13 games, starting seven of last eight at inside linebacker
- Team's third-leading tackler (57)
- 1.5 sacks, four tackles for loss
- One interception and one fumble recovery, both against USC
- Came off the bench for first five games, rotating with Max Bergen and Jarek Lancaster
- Seven tackle at Duke
- Three tackles in each of next three games against Arizona, UCLA and Colorado
- First career start at Washington State
- Season-high nine tackles at USC with first-quarter interception
 - Recovered Curtis McNeal's fumble in the end zone to end triple-overtime win
- Eight tackles against Cal
- First solo sack against Notre Dame
- Four tackles against Oklahoma State in the Fiesta Bowl

As a Freshman (2010)

- Did not see action

The Tarpley File

- Graduated from Wayzata (Minn.) and played for head coach Brad Anderson
- Three-year varsity letterwinner
- Nation's 62nd-best outside linebacker by Scout, 68th by Rivals
- Associated Press first team all-state as a senior
- Pioneer Press and Minnesota Vikings all-state
- Minneapolis Star Tribune Metro Player of the Year
- Minnesota Gatorade Football Player of the Year
- 168 tackles, 36 tackles for loss, four sacks and six interceptions during career
- 85 tackles, 15 tackles for loss, three sacks and two forced fumbles as a senior
- Interception returns of 56 and 74 yards for touchdowns
- 12 catches for 217 yards and six touchdowns as a tight end
- 72 tackles, 20 tackles for loss and four interceptions as a junior
- Invited to "USA vs. the World" all-star game
- Helped team to Classic Lake Conference and section 5A titles as a senior
- Born in Torrance, Calif.
- Full name is Aubrey Joseph Tarpley
- Son of Audie and Karen Tarpley
 - Father played football at Georgia Tech (1976-79)
- Older brother, Matt, played football at Ole Miss and Pace
- Majoring in science, technology and society (information science and technology in society)

CAREER STATISTICS

TACKLES	g	ua	a	total	tfl	pd	ff	fr	blk
2011	13	28	29	57	4.0	5	2	1	0
2012	14	40	25	65	6.5	6	1	1	0
2013	14	52	41	93	5.0	4	1	0	0
TOTAL	41	120	95	215	15.5	15	4	2	0

SACKS	g	ua	a	total	yards
2011	13	1	1	1.5	15
2012	14	2	0	2.0	11
2013	14	1	0	1.0	5
TOTAL	28	4	1	4.5	31



Solomon Thomas

Defensive End

6-3 • 255 • Freshman
Coppell, Texas • Coppell

90

The Thomas File

- Played at Coppell (Texas) under head coach Joe McBride
- Five-star recruit by Scout
- Four-star recruit by Rivals, ESPN and 247Sports
- Nation's 20th-best recruit by Scout, 25th by ESPN, 37th by Rivals, 41st by 247Sports
- Texas' third-best recruit by 247Sports, fourth-best by Scout, Rivals and ESPN
- Nation's fourth-best defensive end by Scout and ESPN
- Nation's third-best strong side defensive end by Rivals and 247Sports
- PrepStar Dream Team
 - Nation's 44th-best overall recruit, fifth-best defensive end
- 2013 USA Today All-USA second team
- 2013 all-state second team
- 2011 all-district
- 89 tackles (18 for loss), 8.5 sacks as a junior
- 105 tackles as a sophomore
- Played in 2014 U.S. Army All-American Bowl
- Lettered in basketball
- Born in Chicago, Ill.
- Full name is Solomon Christopher Thomas
- Son of Chris and Martha Thomas
 - Father played basketball at Wooster
 - Mother ran track at Wooster
- One sister, Ella
- Lived in Australia for five years
- Uncle, Jon Thomas, ran track at Indiana (four-time Big Ten 400m hurdles champion)



Taijuan Thomas

Cornerback

5-10 • 171 • Sophomore
Monroe, La • Ouachita Parish

6

As a Freshman (2013)

- Did not see action

The Thomas File

- Attended Ouachita Parish (La.) while playing for head coach John Carr
- Three-star recruit by Rivals, 247Sports, ESPN and PrepStar
- Nation's 52nd-best wide receiver by PrepStar, 79th by ESPN and 89th by Rivals
- 2012 PrepStar All-Southeast-Region
- 2011 Louisiana Sports Writers Association Class 5A all-state
- Three-time all-Northeast Louisiana
- 105 receptions, 1,710 yards and 20 scores, 426 rushing yards and three scores as a prep
- Lettered in baseball and track
- All-state honorable mention on the diamond with .531 batting avg. and 24 stolen bases
- Qualified for state meet in 200m
- Born in Monroe, La.
- Full name is Taijuan Devole Thomas II
- Son of Taijuan and Deebe Thomas
- One younger sister, MaKenna



Jeff Trojan

Wide Receiver

6-3 • 195 • Fifth-Year Senior
Huntington Beach, Calif. • Edison

18

As a Senior (2013)

- Pac-12 All-Academic honorable mention
- 14 games played, six catches for 50 yards (8.3 yards/catch)
- Recovered pair of onside kicks to seal victory over Oregon
- Two catches for 17 yards at USC, two catches for 22 yards vs. Cal

As a Junior (2012)

- Did not see action
- Recipient of Stanford's Greg Piers Service Team Award on special teams

As a Sophomore (2011)

- Did not see action

As a Freshman (2010)

- Did not see action

The Trojan File

- Graduated from Edison (Calif.) and played for head coach Dave White
- Two-time first team All-Sunset League
- All-CIF Pac-5 Division first team as a senior
- National Football Foundation College Hall of Fame Scholar Athlete Award
- 58 receptions for 879 yards and seven touchdowns as a senior
- 88 receptions for 1,360 yards and 12 touchdowns during varsity career
- Six career interceptions on defense, three blocked field goals as a senior
- Tied school's single-game record with 13 receptions
- Lettered in basketball
- Born in Mission Viejo, Calif.
- Full name is Jeffrey Dean Trojan
- Son of Dean Trojan and Beth McCombs
- Two younger brothers, Connor and Kyle, one younger sister, Katie
- Majoring in human biology

CAREER STATISTICS

RECEIVING	g	rec	yards	td	long	rec/g	avg/c	avg/g
2013	14	6	50	0	12	0.4	8.3	3.6
TOTAL	14	6	50	0	12	0.4	8.3	3.6



Jeff Trojan



Austin Tubbs

Long Snapper

6-0 • 223 • Senior
San Clemente, Calif. • San Clemente

62

As a Junior (2013)

- Did not see action

As a Sophomore (2012)

- Did not see action

As a Freshman (2011)

- Did not see action

The Tubbs File

- Graduated from San Clemente (Calif.) and played for head coach Eric Patton
- Two-year varsity letterwinner at long snapper and center
- Two-time Scholar-Athlete Award
- Lettered in lacrosse
- Superintendent Honor Roll
- Born in Laguna Niguel, Calif.
- Full name is Michael Austin Tubbs
- Son of Mike and Janice Tubbs
 - Father played baseball at UCLA (1974-78)
- Three sisters: Kenzie, Alexandra and Michelle
- Majoring in psychology



Casey Tucker


Offensive Tackle

6-6 • 295 • Freshman
Gilbert, Ariz. • Hamilton

77

The Tucker File

- Played at Hamilton (Ariz.) under head coach Steve Belles
- Five-star recruit by Scout
- Four-star recruit by Rivals, 247Sports and ESPN
- Nation's 22nd-best overall recruit by Scout, 39th by ESPN, 74th by Rivals
- Nation's second-best offensive tackle by Scout, fifth-best by Rivals and ESPN
- Arizona's second-best recruit by Scout, Rivals and ESPN, seventh-best by 247Sports
- Scout's top-ranked offensive lineman in the West
- PrepStar Dream Team
 - Nation's 126th-best overall recruit, 17th-best offensive lineman
- 2013 Orange County Register All-West Coast "Fab 15" first team
- 2013 Under Armour All-America Game
- 2013 all-state
- 2013 all-region
- 2012 state title game most valuable offensive lineman
- Led team to 2012 state title and pair of runner-up finishes
- Invited to 2014 U.S. Army All-American Bowl
- Lettered in wrestling
- Born in Chandler, Ariz.
- Full name is Casey Shane Tucker
- Son of Craig and Lisa Tucker
- Four siblings: Breanna, Hanna, Luke, Anna



Mike Tyler

Outside Linebacker

6-5 • 219 • Sophomore
Brecksville, Ohio • Brecksville-Broadview Heights

33

As a Freshman (2013)

- Did not see action
- Stanford's Outstanding Defensive Scout Team Player (Greg Piers Award)
- Stanford's Offensive Scout Team Player of the Week (Oct. 5)
- Stanford's Offensive Scout Team Player of the Week (Oct. 19)

The Tyler File

- Attended Brecksville-Broadview Heights (Ohio), played under head coach Jason Black
- Consensus three-star recruit
- Nation's 35th-best defensive end by PrepStar
- Nation's 19th-best weakside defensive end by 247Sports
- Ohio's 27th-best overall prospect by 247Sports
- Selected to 2013 Ohio North-South All-Star Classic
- 2012 PrepStar All-Midwest-Region
- 2012 Associated Press all-state
- 2012 Ohio High School Football Coaches Association academic all-state
- School record for single-season sacks (18)
- 89 tackles, 18 sacks, three forced fumbles and one fumble recovery as a senior
- Lettered in basketball
- Born in Cleveland, Ohio
- Full name is Michael Joseph Tyler
- Son of Bill and Sue Tyler
- One younger brother, Jimmy



Conrad Ukropina

Punter • Kicker

6-1 • 185 • Junior
Pasadena, Calif. • Loyola

34

As a Sophomore (2013)

- Eight games played
- 11 of 12 PATs made
- Four touchbacks on 42 kickoffs
- Two of four field goals made
 - 31-yarder vs. UCLA
 - 27-yarder at USC
- 10 kickoffs vs. Cal (61.4 yards/kickoff)



As a Freshman (2012)

- Did not see action


The Ukropina File

- Graduated from Loyola (Calif.) and played for head coach Mike Christensen
- 43.8 yards/punt as a senior
- Career-long 68-yard punt in 2011
- 45 of 50 kickoffs went for touchbacks
- 101-for-101 career PAT
- 2011 Semper Fidelis and Junior Rank All-America
- 2011 all-Southern Section, Los Angeles County, San Gabriel Valley and Serra League
- Participated in 2011 Semper Fidelis All-American Bowl
- Three-time Loyola special teams MVP
- Two-time team captain
- Single-season school record holder in punting average (43.8) and kickoff average (68.0)
- Program-best touchback pct. (.900) and longest field goal by a freshman (44 yards)
- Graduated cum laude and with highest honors
- Lettered in soccer
- Born in Pasadena, Calif.
- Full name is Conrad Joseph Ukropina
- Son of Bill and Linan Ukropina
- Two brothers, Nick and Grant
- Great uncle, Jim Ukropina, played tight end at Stanford (1956-59)
- Cousin, Mark Ukropina, played quarterback at Yale (1990)
- Majoring in science, technology and society (innovation, technology and organizations)

CAREER STATISTICS

FIELD GOALS	g	att	made	long	pct
2013	8	4	2	31	50.0
TOTAL	8	4	2	31	50.0

SCORING	g	td	rush	rcv	ret	pat	2pat	fg	total	avg/g
2013	8	0	0	0	0	11	0	2	17	2.1
TOTAL	8	0	0	0	0	11	0	2	17	2.1



James Vaughters

Outside Linebacker

6-2 • 254 • Senior
Stone Mountain, Ga. • Tucker

9

As a Senior (2014)

- Butkus Award watch list
- Phil Steele preseason All-Pac-12 third team

As a Junior (2013)

- 14 games played
- 36 tackles (19 solo), 6.0 tackles for loss, 4.0 sacks, forced fumble, fumble recovery
- Started season-opener vs. San Jose State
- Seven tackles and one fumble recovery at Army
- Three tackles (1.5 for loss), quarterback hurry led to interception vs. Arizona State
- One tackle, one quarterback hurry against Washington State
- Six tackles, one sack and 1.5 tackles for loss vs. Washington
- Two solo tackles (one sack) at Oregon State
- Four tackles, one sack, one forced fumble vs. Oregon
- Six tackles, 11-yard sack vs. Cal
- Four tackles (three solo) at Arizona State in Pac-12 Championship Game

As a Sophomore (2012)

- Transitioned to inside linebacker
- Played in 14 games with starts in first four contests
- Season-high five tackles (three solo) in starting debut vs. San Jose State
- Four tackles in overtime win vs. Arizona
- Eight-yard sack at Washington
- Three tackles (two solo) at Cal
- Two solo tackles against Colorado, Oregon State and UCLA

As a Freshman (2011)

- 13 games played
- Filled roles on special teams and as reserve pass rusher and outside linebacker
- Three tackles in collegiate debut against San Jose State
- Four tackles at Duke
- Lone sack came at Arizona



The Vaughters File

- Graduated from Tucker (Ga.) and played for head coach Dr. Franklin Stephens
- Four-star recruit by Rivals and Scout
- Georgia's ninth-best overall recruit by Rivals
- 44th on ESPN's Top 150
- 95 tackles, 18 tackles for loss, four picks (one for touchdown) and four sacks as a senior
- 2010 Georgia Class 4A Defensive Player of the Year
- 2010 DeKalb County All-Classification Defensive Player of the Year
- 2010 Atlanta Journal Constitution and Georgia Sportswriters Association AAAA all-state
- Two-time all-region and all-DeKalb County
- Touchdown Club of Atlanta Metro Atlanta All-Star
- Participated in 2010 Under Armour All-America Game
- Lettered in track and field
- Watkins Award finalist (nation's top African-American scholar athlete)
- 2010 Presidential Scholar
- Two-time Georgia Merit Scholar
- AP Honor Roll
- Born in Chicago, Ill.
- Full name is James A. Vaughters
- Son of Jonathan and Vanessa Vaughters
- Father played football at Wooster (1977-78)
- Two sisters, Jahnisa Tate and Ryan, and one brother, Jonathan
- Cousin, Andre Amos, played football at Ohio State (2006-09)
- Cousin, Langston Johnson, played football at Yale (2004-07)
- Cousin, Oliver (Jay) Johnson, played for the Philadelphia Eagles (1969-70)
- Majoring in American studies


CAREER STATISTICS

TACKLES	g	ua	a	total	tfl	pd	ff	fr	blk
2011	13	4	4	8	3.0	1	0	0	0
2012	14	16	10	26	1.0	0	0	0	0
2013	14	19	17	36	6.0	0	1	1	0
TOTAL	41	39	31	70	10.0	1	1	1	0

SACKS	g	ua	a	total	yards
2011	13	1	0	1.0	8
2012	14	1	0	1.0	8
2013	14	4	0	4.0	32
TOTAL	41	6	0	6.0	48



James Vaughters



Lane Veach

Outside Linebacker

6-6 • 235 • Freshman
Chandler, Ariz. • Perry

86

The Veach File

- Played at Perry (Ariz.) High School under head coach Preston Jones
- Nation's 32nd-best weak side defensive end by 247Sports
- Nation's 100th-best outside linebacker by ESPN
- Nation's 73rd-best defensive end by Scout
- Arizona's 12th-best recruit by Scout, 13th by 247Sports, 16th by Rivals, 19th by ESPN
- 2013 All-Chandler Unified School District honorable mention (tight end)
- 2013 All-Chandler Unified School District first team (long snapper)
- Limited to 12 career games due to injuries
- 31 career receptions for 390 yards and three touchdowns
- 70 career tackles, 45 solo stops and 11.5 sacks
- Invited to 2013 West Coast Bowl
- Lettered in basketball and volleyball
- Volunteered for local Feed My Starving Children and Feed the Hungry organizations
- Born in Phoenix, Ariz.
- Full name is Lane Mitchell Veach
- Son of Scott and Shannon Veach
 - Father played football at Arizona State (1987-90)
 - All-league honorable mention at tight end
 - Mother played basketball at Arizona State (1988-92)
 - Louisiana's Gatorade Player of the Year
- Four siblings: Wyatt, Britt, Cade and Shae
- Uncle, Robert Gridley, played basketball at LSU (1968-69)



Lee Ward

Fullback

6-1 • 245 • Fifth-Year Senior
Chesterfield, Mo. • Parkway Central

36

As a Senior (2013)

- Pac-12 All-Academic honorable mention
- 14 games played as reserve fullback and on special teams
- Four tackles
- 30-yard kickoff return vs. Cal

As a Junior (2012)

- Played in all 14 contests at fullback and on special teams
- Three-game starter
- Started first two games at fullback for injured Ryan Hewitt
- One catch for nine yards at Colorado

As a Sophomore (2011)

- Played in eight games
- Missed first four games with knee injury
- Made collegiate debut against Colorado
- One catch for one yard at Oregon State

As a Freshman (2010)

- Did not see action


The Ward File

- Graduated from Parkway Central (Mo.) and played for head coach Mark Goldenberg
- Three-year varsity letterwinner at linebacker, power back and fullback during career
- Two-time all-state linebacker
- Max Preps Junior All-America first team linebacker
- Two-time St. Louis American All-America
- Two-time St. Louis Greater Metro
- Three-time Suburban South Conference
- 141 tackles, six sacks, five forced fumbles and 28 tackles for loss as a senior
- 1,415 rushing yards and 16 touchdowns as a senior
- 137 tackles (22 for loss) as a junior
- 109 tackles as a sophomore
- Lettered in track and field
- National Football Foundation Collegiate Hall of Fame scholarship recipient



Lee Ward

- National Honor Society
- Spanish Honor Society
- Inducted into Foreign Language Hall of Fame
- Born in St. Louis, Mo.
- Full name is Lee Francis Ward
- Son of David and Mary Ward
- Older sister, Justine, attended Notre Dame
- Majoring in science, technology and society (innovation, technology and organizations)



Kodi Whitfield

Free Safety

6-2 • 196 • Junior
Los Angeles, Calif. • Loyola

5

As a Junior (2014)

- Transitioned to free safety

As a Sophomore (2013)

- Pac-12 All-Academic honorable mention
- 14 games played
- 16 catches for 170 yards and one touchdown
 - 10.6 yards/catch
- Nine punt returns for 40 yards
- 210 all-purpose yards
- Two catches for 14 yards vs. San Jose State
- Three catches for 20 yards at Army
 - One punt return for 25 yards
- Two catches for 11 yards vs. Washington
- Two catches for 51 yards at Utah
- Two catches for 39 yards vs. UCLA
 - 30-yard catch for first career touchdown
- Two catches for 21 yards at Oregon State

As a Freshman (2012)

- Played in 13 of 14 contests
- Two catches for 13 yards against Washington State

The Whitfield File

- Prepped at Loyola (Calif.) while playing under head coach Mike Christensen
- Three-year varsity football letterwinner
- Four-star recruit by Rivals
- Nation's 17th-best wide receiver prospect by PrepStar
- 2011 PrepStar All-America
- 2011 Serra League Offensive Player of the Year
- 75 catches for 955 yards and 12 touchdowns as a senior
- 57 tackles and two interceptions in 2011
- First team all-CIF Pac-5 Division as a safety
- Participated in 2011 Cal State All-Star Game
- Lettered in track and field
- Born in Atlanta, Ga.
- Son of Bob Whitfield and Euradell White
 - Father was All-American offensive lineman at Stanford, played in the NFL Pro Bowl
 - Four siblings: LaNiece, Kairo and Kaleigh Whitfield and Kyle Somerville
 - Majoring in product design



Jordan Watkins

Defensive End

6-5 • 275 • Junior
Decatur, Ga. • Woodward

75

As a Sophomore (2013)

- Played vs. Cal

As a Freshman (2012)


- Did not see action

The Watkins File

- Graduated from Woodward (Ga.) and played football under head coach John Hunt
- Four-star recruit by ESPN, Rivals and Scout
- 2011 PrepStar All-America
- Nation's 14th-best defensive tackle prospect by Rivals, 25th by ESPN, 26th by Scout
- Earned three varsity letters
- Two-time Atlanta Journal Constitution all-state
- Two-time all-metro
- Participated in 2012 Semper Fidelis All-American Bowl
- 65 tackles and five tackles for loss as a senior
- 61 tackles as a junior
- Lettered in basketball
- Full name is Jordan William Brown Watkins
- Born in Atlanta, Ga.
- Son of William and Phyllis Watkins
- Majoring in communication



Kodi Whitfield



Jordan Williamson

Kicker

5-11 • 194 • Fifth-Year Senior
Austin, Texas • Westwood

19

As a Fifth-year Senior (2014)

- Groza Award watch list
- Athlon preseason All-Pac-12 third team

As a Senior (2013)

- Pac-12 All-Academic honorable mention
- Preseason All-Pac-12 third team by Lindy's
- Stanford's Special Teams Player of the Game vs. Washington State (Sept. 28)
- 37th nationally in field goal pct. (.818)
- Seventh nationally in field goals/game (1.6)
- 20th nationally in scoring (8.8 points/game)
- 11 games played
- 43 of 44 PAT
- 18 of 22 field goals
- 46 kickoffs (64.2 yards/kickoff)
 - 25 touchbacks
- Hit two of three field goal attempts vs. San Jose State
 - Tied career-long with 48-yard field goal
- Hit two field goals at Army, including 47-yarder to end first half
 - Third-quarter PAT was 25,000th point in Stanford history
- Missed from 51 yards, connected on 20- and 24-yarders vs. Arizona State
- 28- and 27-yard field goals made against Washington State
- 33-yard field goal made vs. Washington
- Missed 38-yard attempt at Utah
 - First miss on the season inside 50 yards (previously 9 of 9)
- Hit four of five field goal attempts vs. Oregon
 - Good from 19, 34, 26, 30 yards
- Became Stanford's all-time PAT leader with six made extra points vs. Cal
- Hit two field goals, three PAT vs. Notre Dame
- 30-yard field goal made, five PAT at Arizona State in Pac-12 Championship Game
- Made two field goals against Michigan State in Rose Bowl

As a Junior (2012)

- Pac-12 All-Academic honorable mention
- Groza Award Watch List
- Kicked game-winning field goals vs. San Jose State, at Oregon and vs. UCLA in Pac-12 title game
- 17 of 27 field goals made, including career-long 48 yarder at Notre Dame
- 32 touchbacks on 75 kickoffs
- 45 of 46 PAT
- Led team in scoring with 96 points
- Made field goals of 47 and 22 yards for final points in 20-14 Rose Bowl win over Wisconsin
- Made field goals of 37 and 36 yards against UCLA in Pac-12 title game
- Missed 43-yard attempt but made game-winning 37-yard field goal in overtime at Oregon
- Career-best eight touchbacks at Colorado and made field goals from 31 and 35 yards
- 42-yard first-quarter field goal against Washington State
- Career-long 48-yard field goal and 27-yarder at Notre Dame
- Six touchbacks vs. Arizona
- Made two field goals at Washington
- Three field goals made on four attempts against Duke
- 46-yard field goal to end first half of season opener vs. San Jose State

As a Sophomore (2011)

- All-Pac-12 second team
- 13 of 19 field goals made, including season-long 45-yarder at Arizona
- 4 of 4 from 20-29 yards, 7 of 9 from 30-39 yards, 2 of 6 from 40-49 yards
- Led conference kickers with 9.3 points per game
- Ranked third in Pac-12 in field goals per game (1.30) and field goal percentage (68.4)
- Made first seven attempts of career before missing 47-yarder against Colorado
- Made next four attempts against Washington State and Washington
- Missed USC, Oregon State and Oregon games with injury
- Returned for the final two regular season games against Cal and Notre Dame

As a Freshman (2010)

- Did not see action

The Williamson File

- Graduated from Westwood (Texas) and played for head coach Anthony Wood
- Made nine of 14 field goal attempts and all 44 extra-point attempts as a senior
- Career-long and Westwood school-record 52-yard field goal as a senior
- Made 50-yard field goal as a senior
- Made 32 of 45 field goal attempts and all 93 extra-point attempts as a prep
- School record holder for career field goals (32) and consecutive extra points (93)
- School record holder for field goals in one game (4) and field goals in one season (13)
- 93 consecutive extra-point attempts rank second in Texas history
- 32 career field goals rank fifth in Texas history
- Three-time all-state honorable mention
- First team all-district 16-5A as a sophomore, junior and senior
- District special teams MVP as a senior
- Lettered in soccer
- Academic all-district selection in football and soccer
- Born in Austin, Texas
- Full name is Jordan Gabriel Williamson
- Son of Grady Williamson and Laura Burton
- Stepfather is David Burton
- Brother, Josh Burton, sister, Claire Burton, stepsister, Emmalee Williamson
- Majoring in psychology

CAREER STATISTICS

FIELD GOALS	g	att	made	long	pct
2011	10	19	13	45	68.4
2012	14	27	17	48	63.0
2013	11	22	18	48	81.8
TOTAL	35	68	48	48	70.6

SCORING	g	td	rush	rcv	ret	pat	2pat	fg	total	avg/g
2011	10	0	0	0	0	54	0	13	93	9.3
2012	14	0	0	0	0	45	0	17	96	6.9
2013	11	0	0	0	0	43	0	18	97	8.8
TOTAL	35	0	0	0	0	142	0	48	286	8.2



Jordan Williamson



Remound Wright

Running Back

5-9 • 204 • Senior
Fort Wayne, Ind. • Bishop Dwenger

22

As a Junior (2013)

- 12 games played
- 20 rushes for 102 yards and one touchdown
- Two rushes for nine yards against San Jose State
- Five rushes for nine yards against Arizona State
- Game-high 56-yards rushing on two carries against Washington State
- Second career rushing touchdown with 53-yarder against Washington State
- Two rushes for 13 yards vs. Oregon
- 16 rushing yards on six carries vs. Cal
- Three yards rushing vs. Notre Dame

As a Sophomore (2012)

- 35-yard reception against Duke
- First career touchdown on one-yard carry at Colorado
- Five carries for 15 yards at Cal
- Season-high 24 yards rushing on five carries at UCLA (all in fourth quarter)
- Five kickoff returns (23.0 yard average) in final four games
- 58 yards on two kickoff returns at Oregon, including 36-yarder to open game
- 31-yard kickoff return against UCLA in Pac-12 title game

As a Freshman (2011)

- Did not see action

The Wright File

- Graduated from Bishop Dwenger (Ind.) and played for head coach Chris Svarczkopf
- Four-star recruit by Rivals and Scout
- Nation's 16th-best running back prospect by Rivals, 20th by Scout
- Indiana's top recruit by Rivals
- Three-year letterwinner
- 2,100 rushing yards and 34 touchdowns as a senior
- 2,049 rushing yards and 40 touchdowns as a sophomore
- School's career leader in rushing yards (4,730), touchdowns (85) and points (516)
- Single-season record holder for touchdowns (40) and points (250)
- Led team to 4A runner-up finish as a senior
- 2010 Summit Athletic Conference Player of the Year
- Three-time first team all-conference running back
- Two-time Associated Press all-state
- All-league defensive back in 2008
- Fort Wayne News-Sentinel Prep Sports All-Area
- National Army All-American Combine
- Offense-Defense All-American Bowl
- Lettered in basketball and baseball
- Watkins Award finalist (African-American male athlete for academic, community service)
- Four-year Bishop Dwenger Scholar
- National Achievement Scholarship semifinalist
- Born in Pittsburgh, Pa.
- Full name is Remound Willis Wright III
- Son of Remound and Debra Wright
 - Father played football at Western Michigan (1976-80)
- Majoring in science, technology and society (innovation, technology and organizations)


CAREER STATISTICS

RUSHING	g	att	yards	td	long	avg/c	avg/g
2012	13	23	81	1	15	3.5	6.2
2013	12	20	102	1	53	5.1	8.5
TOTAL	25	43	183	2	53	4.3	7.3

ALL PURPOSE	g	rush	rcv	pr	kr	ir	total	avg/g
2012	13	81	35	0	115	0	231	17.8
2013	12	102	0	0	0	0	102	8.5
TOTAL	25	183	35	0	115	0	333	13.3



Remound Wright



Alex Yazdi

Defensive End

6-1 • 261 • Senior
Cave Creek, Ariz. • Cactus Shadows

79

As a Junior (2013)

- Stanford's Offensive Scout Team Player of the Week (Sept. 14)
- Played vs. Cal

As a Sophomore (2012)

- Did not see action

As a Freshman (2011)

- Did not see action

The Yazdi File

- Prepped at Cactus Shadows (Ariz.) and played for head coach Chad DeGrenier
- Three-year varsity letterwinner as defensive and offensive lineman
- First team all-region selection as a junior and senior
- 140 tackles, including 14 sacks, one interception and six fumble recoveries as a prep
- First lineman at Cactus Shadows to earn all-region honors in consecutive seasons
- Lettered in basketball
- Four-year Principal's List Award
- 2010 Discus Award recipient
- Elks Foundation Student Leader Award
- Scholarship award from T.W. Lewis Foundation
- 2007 American Legion Award
- Winner of Sun's Charities Scholarship
- National Honor Society
- French Honor Society
- Students Against Destructive Decisions
- Special Olympics organizations
- Volunteered with St. Mary's Food Bank, Relay for Life, and Habitat for Humanity
- Born in Scottsdale, Ariz.
- Full name is Alex Julien Yazdi
- Son of Hamid Yazdi and Greta Verougstraete
- Majoring in human biology



Kelsey Young

Wide Receiver • Running Back

5-10 • 195 • Senior
Norco, Calif. • Norco

39

As a Junior (2013)

- 14 games played
- 14 rushes for 110 yards and one touchdown
- Three catches for 37 yards
- One kickoff return for 20 yards
- 32-yard rush on lone carry against Arizona State
- 36-yard reception, 20-yard kickoff return against Washington State
- Two rushes for 23 yards at Oregon State
- One rush for 10 yards at USC
- 27-yard touchdown rush vs. Cal
- Seven yards rushing vs. Notre Dame

As a Sophomore (2012)

- Played hybrid role that split as a receiver and carried out of backfield
- 234 total offensive yards (160 rushing, 74 receiving) with two rushing touchdowns
- Alternated with Remound Wright to return kickoffs in last seven games
- 22.2 yards per kickoff return
- Scored first points of Rose Bowl on 16-yard run in victory over Wisconsin
- First career touchdown on 55-yard end-around in win vs. Arizona
- Two catches for 36 yards at Oregon
- First catch at Oregon went for 24 yards on scoring drive
- Three rushes for 13 yards vs. Washington State
- 37-yard fourth-quarter kickoff return vs. UCLA in Pac-12 title game led to final touchdown drive

As a Freshman (2011)

- Did not see action

The Young File

- Graduated from Norco (Calif.) and earned four varsity football letters
- Played for head coach Todd Gerhart, father of former Stanford running back Toby Gerhart
- Four-star recruit by Rivals and Scout
- California's 12th-best running back prospect, 21st-best overall recruit by Rivals
- Nation's 21st-best running back by Scout
- SuperPrep All-American
- 2,008 rushing yards and 30 touchdowns as a senior
- 1,767 rushing yards and 14 touchdowns as a junior
- Three-time all-CIF Southern Section Inland Division and all-Riverside County
- 2010 Riverside Press Enterprise all-Inland Empire
- Lettered in track and field
- Born in Bellflower, Calif.
- Full name is Kelsey Ryan Young
- Son of Kelvin and Rochelle Young
- Two brothers, Cory and Isaiah
- Majoring in computer science



Kelsey Young



Sam Yules

Inside Linebacker

6-2 • 229 • Junior
Dartmouth, Mass. • Moses Brown (R.I.)

68

As a Sophomore (2013)

- Played vs. Cal

As a Freshman (2012)

- Did not see action

The Yules File

- Graduated from Moses Brown (R.I.) while playing for head coach Willie Edwards
 - Three varsity letters at linebacker, defensive end, tight end, wide receiver and fullback
 - Attended The Mountain School of Milton Academy (Vt.) in spring of 2011
- Single-season record 121 tackles in nine games as a senior
- 11 receptions for 264 yards and two touchdowns as a senior
- 2011 Providence Journal all-state first team
- Two-time all-Rhode Island Interscholastic League Division 3 first team
- Team MVP as a senior
- Lettered in lacrosse and helped school to 2010 state championship
- Cum Laude Society
- Latin Honor Society
- Born in Attleboro, Mass.
- Full name is Samuel Jay Yules
- Son of Sidney and Martha Yules
- Two brothers, Michael and Dave, and one sister, Cadena
 - Brother, Michael, plays football at Brown
- Majoring in management science and engineering

CAREER STATISTICS

RUSHING	g	att	yards	td	long	avg/c	avg/g
2012	14	14	160	2	55	11.4	11.4
2013	14	14	110	1	32	7.9	7.9
TOTAL	28	28	270	3	55	9.6	9.6

RECEIVING	g	rec	yards	td	long	rec/g	avg/c	avg/g
2012	14	8	74	0	24	0.6	9.2	5.3
2013	14	3	37	0	36	0.2	12.3	2.6
TOTAL	28	11	111	0	36	0.4	10.1	4.0

ALL PURPOSE	g	rush	rcv	pr	kr	ir	total	avg/g
2012	14	160	74	0	178	0	412	29.4
2013	14	110	37	0	20	0	167	11.9
TOTAL	28	270	111	0	198	0	579	20.7



2013 IN REVIEW

2013 Season in Review

Cardinal Rising

- Stanford's 11-3 record last season made the Cardinal one of just two FBS programs with at least 11 wins in each of the last four seasons.
- By virtue of winning its second straight Pac-12 championship, Stanford played in consecutive Rose Bowl games and became one of just five schools ever to play in four straight BCS games.
- Stanford's 26-20 victory over No. 2 Oregon in 2013 gave the team three wins in the last two years over the AP's No. 1 and No. 2 ranked teams. Over the stretch, the rest of college football has combined for five wins over No. 1/2 ranked teams.

Home Boys

- Stanford went 7-0 in the friendly confines of Stanford Stadium to keep alive its active 16-game home winning streak - the second-longest in the nation behind South Carolina (17). The Cardinal is 37-3 (.925) at Stanford Stadium since the final home game of 2007.

Tough Ticket

- Stanford sold out its season ticket allotment with more than 33,000 tickets sold by early June. In addition to season tickets, Stanford reserves 5,000 student tickets for every game -- at least 71.4 percent of Stanford's undergraduate population of 6,999 could be in attendance for most games.

The Polls

- Stanford finished another year in the national polls and has been ranked in the AP's top 25 for a school-record 64 consecutive weeks. The streak is tied for the fifth longest in the nation, dating back to Sept. 5, 2010.
- After its 11-3 campaign in 2013, Stanford was ranked 11th by the AP and 10th in the USA Today Coaches' poll, marking the fourth straight season the Cardinal finished inside the top 10 of at least one poll after being ranked No. 7/6 at the conclusion of 2012, 7/6 at the conclusion of 2011 and No. 4/4 at the conclusion of the 2010 season.

Outranking The Opposition

- Stanford defeated six ranked opponents in 2013 (No. 23 Arizona State, No. 15 Washington, No. 9 UCLA, No. 2 Oregon, No. 25 Notre Dame, No. 11 Arizona State - Pac-12 Football Championship Game) including five at Stanford Stadium. Four of those home victories were in consecutive home games. All marks are the first such occurrences in program history.
- Stanford is 10-1 in its last 11 games against opponents ranked in the AP top 25, including 6-1 in 2013.

#NerdNation

- Stanford, Georgia, Rice and Tulane shared the American Football Coaches Association's 2013 Academic Achievement Award, which is presented by the Touchdown Club of Memphis. The four schools recorded a 100 percent graduation rate for members of its freshman football student-athlete class of 2006. This is the second honor for Stanford, which also won the award in 2012.
- Senior punter Ben Rhyne was the Pac-12 Football Scholar-Athlete of the Year and boasted the highest grade point average among all players in the league.

Roses

- Stanford played in the Rose Bowl Game in consecutive seasons for the first time since 1970-1971. The Cardinal is 6-8 all-time in the game.

True North

- Stanford reached the 11-win mark for a school-record fourth straight season (2009-13).
- Prior to 2009, Stanford won 10 or more games just three times.
- Stanford won 10 or more games in 1908, 1914 and 1915 (rugby-style rules).

In a Rush

- In seven home wins last year Stanford out-rushed opposing teams, 1,529-497, an average of 218.5 to 71.0.

Grinding

- Stanford rushed for 2,904 yards in 2013, surpassing the previous season record of 2,837 set in 2009.
- In Stanford's 11 victories of 2013, quarterback Kevin Hogan attempted just 17 fourth-quarter passes (nine completions).

#PartyInTheBackfield

- Stanford led the nation with 44 sacks (and sack yards with 310) in 2013 after leading the nation in 2012. The Cardinal ranked seventh in tackles for loss in 2013 at nearly eight per game.
- According to ESPN Stats & Info, Stanford made initial contact with opposing rushers at or behind the line of scrimmage on 48 percent of carries.

The Lowdown

- Stanford held four opponents to season-low yardage in 2013.
 - Oregon State (288 yards below average)
 - Oregon (253 below average)
 - UCLA (182 below average)
 - San Jose State (242 below average)

Field Flippers

- Stanford's special teams unit was ranked as the nation's best according to pundit Phil Steele, and special teams coordinator Pete Alamar earned national coach of the year honors.

Run First ... and Second ... and ...


- In Stanford's 26-20 victory over Oregon, the Cardinal ran the ball on all 17 of its fourth-quarter offensive snaps.

Hold Up

- Stanford's offensive line was whistled for just three holding penalties in 2013, and just two from the line of scrimmage (covering 886 offensive snaps).

Dig the Long Ball

- Stanford scored 23 offensive touchdowns covering 20 or more yards in 2013.





Depth

- Eighteen different Cardinal players caught a pass last season.

Hard to Get

- Stanford held six opponents scoreless in the first quarter in 2013.

- Stanford allowed just five first-quarter touchdowns.

- Stanford held opponents to seven or fewer first-half points in eight games last season.

- In consecutive games against UCLA, Oregon State and Oregon, Stanford allowed just three first-half points and 319 total yards.

- Stanford limited UCLA to zero first-half points and 84 total yards.
- Stanford limited Oregon State to three first-half points and 98 yards.
- Stanford limited Oregon to zero first-half points and 137 total yards.
- The last time Oregon was shut out and trailing by 17 points or more in the first half was vs. BYU in 2006.

Everybody's All-Americans

- Trent Murphy (consensus), Ty Montgomery (consensus) and David Yankey (unanimous) were named to virtually every All-America first-team in 2013 including the nation's oldest, the Walter Camp Football Foundation. It marked the second time in the last three years that Stanford has had three WCFF All-Americans, with eight first teamers in the past five years.

Draft Notes

- Stanford had a record-tying six former players selected in the 2014 NFL Draft, tying the mark previously set in 1972, 1975, 1985 and 2005.

Trent Murphy | Washington | 2nd Round (47th)
 Cam Fleming | New England | 4th Round (140th)
 David Yankey | Minnesota | 5th Round (145th)
 Ed Reynolds | Philadelphia | 5th Round (162th)
 Tyler Gaffney | Carolina | 6th Round (204th)
 Ben Gardner | Dallas | 7th Round (231th)

- It marked the fifth straight year that Stanford had at least three players drafted. Stanford's 2014 draft class finished their Cardinal careers with four straight BCS bowl games and a 32-2 record at Stanford Stadium.

- Stanford led all Pac-12 teams with its six draft selections. UCLA (5) and Oregon (4) followed with the conference seeing 34 selections in all.

- The draft class joins a group of 29 former Stanford players who are either currently on NFL rosters or finished the 2013 season on an NFL roster.

Pac-12 NFL Draft Selections by School

6 - Stanford
 5 - UCLA
 4 - Oregon
 3 - Arizona, Arizona State, USC
 2 - California, Washington, Oregon State, Utah
 1 - Colorado, Washington State

Hoagie Time

- Kevin Hogan ended the regular season ranked No. 2 in career completion percentage (.650) at Stanford. Andrew Luck's .670 mark ranks first. Hogan also sits second behind Luck (162.7) in career passing efficiency (151.9).

- Hogan threw for career highs of 295 first-half and 329 total yards against Cal with five touchdown passes (all in the first half). His scoring strikes were 50, 12, 72 (career-long), 45 and 9 yards.

- Hogan threw for then-career highs of 222 first-half and 286 total yards against Washington State with three touchdown passes. His scoring strikes were 57, 33 and 45 yards while also adding a 48-yard completion.

Jet-Set

- Ty Montgomery finished second nationally in kickoff return average (30.3) in 2013. Montgomery was the only player on a BCS conference team with two kickoff returns for a touchdown.

- Montgomery finished ninth nationally in all-purpose yards (157.7/game) in 2013.

- Montgomery collected 2,208 all-purpose yards in 2013, finishing just shy of the program's all-time mark of 2,234, set by Glyn Milburn in 1992.

- Montgomery led the team in receptions in 13 of its 14 games of 2013.

- Montgomery scored on his first four touches against Cal with a 31-yard rushing touchdown and receiving touchdowns of 50, 12 and 74 yards. He then added a 17-yard first down reception and a 9-yard touchdown reception in the second quarter to finish the half with five touchdowns on 160 receiving and 31 rushing yards (seven touches).

- Montgomery tied a single-game record (Darrin Nelson at Oregon State in 1981) for touchdowns (5) and points (30) against Cal, all in the first half.

- Montgomery registered career highs in all-purpose yards in consecutive games with 290 yards against Washington on nine touches (32.2 yards/touch) and 296 at Utah on 14 touches (21.4 yards/touch).

Marauding Murphy

- Trent Murphy finished second on Stanford's all-time sacks list with 32.5 following 15.0 in the 2013 season.

- He finished in fifth place on Stanford's career tackle for loss list (52.5). Riall Johnson is fourth with 53.0.

Quite the Gaff

- Tyler Gaffney (2,500 - 7th best all-time) was the third Stanford running back since 2009 to record at least 1,000 career rushing yards, joining Toby Gerhart (3,522) and Stepfan Taylor (4,300).

- Gaffney had 21 rushing touchdowns (Pac-12 leader) and just 41 yards lost in 2013.

- Gaffney's 33 career rushing touchdowns was third all-time behind Tommy Vardell (39).

Big Game

- Stanford's 63 points against Cal set a record for the most in the 116-game series, and its 42 first-half points were the most in a half in school history.

- Stanford's 50-point victory against Cal (63-13) was the most in the 116-game series.

Breaker, Breaker

- In the first half alone, three Pac-12 Football Championship game records were broken and five were broken overall.

- Tyler Gaffney ran for 91 yards on seven attempts in the first quarter, breaking the old record for most yards gained in a quarter. His 69-yard touchdown run in the first quarter was also a new record for longest run. Gaffney's three rushing touchdowns tied Pac-12 Championship game records set by Oregon's LaMichael James in 2011 for most rushing touchdowns and most touchdowns scored while also tying James's records of most points scored (18) and most 100-plus yard rushing performances (1) in the game's history.

- Kevin Hogan's fourth-quarter 78-yard pass to Devon Cajuste was the longest passing play from scrimmage in Pac-12 Championship game history.

- Cajuste set a new receiving record, racking up 120 yards on two catches with more than half the yards coming from the fourth-quarter catch.

- The Cardinal defense allowed the fewest points (14), fewest rushing yards (138) and fewest total yards (311) in the game's history. The previous lows were 24, 160 and 325, respectively.



STANFORD FOOTBALL

2013 YEAR IN REVIEW

Team Statistics

Record	Overall	Home	Away	Neutral
All games	11-3-0	7-0-0	4-2-0	0-1-0
Conference	7-2-0	5-0-0	2-2-0	0-0-0
Non-conference	4-1-0	2-0-0	2-0-0	0-1-0

	Stanford	Opponents
SCORING	452	266
Points Per Game	32.3	19.0
Points Off Turnovers	69	12
FIRST DOWNS	263	280
Rushing	135	98
Passing	109	154
Penalty	19	28
RUSHING YARDAGE	2904	1251
Yards gained rushing	3104	1722
Yards lost rushing	200	471
Rushing Attempts	584	435
Average Per Rush	5.0	2.9
Average Per Game	207.4	89.4
TDs Rushing	30	8
PASSING YARDAGE	2771	3553
Comp-Att-Int	190-311-10	344-554-13
Average Per Pass	8.9	6.4
Average Per Catch	14.6	10.3
Average Per Game	197.9	253.8
TDs Passing	21	22
TOTAL OFFENSE	5675	4804
Total Plays	895	989
Average Per Play	6.3	4.9
Average Per Game	405.4	343.1
KICK RETURNS: #-Yards	43-1178	57-1033
PUNT RETURNS: #-Yards	18-147	29-207
INT RETURNS: #-Yards	13-172	10-40
KICK RETURN AVERAGE	27.4	18.1
PUNT RETURN AVERAGE	8.2	7.1
INT RETURN AVERAGE	13.2	4.0
FUMBLES-LOST	20-9	20-6
PENALTIES-Yards	74-620	75-652
Average Per Game	44.3	46.6
PUNTS-Yards	52-2230	74-2833
Average Per Punt	42.9	38.3
Net punt average	38.1	35.5
KICKOFFS-Yards	88-5496	58-3370
Average Per Kick	62.5	58.1
Net kick average	42.5	33.1
TIME OF POSSESSION/Game	31:46	28:14
3RD-DOWN Conversions	98/197	64/199
3rd-Down Pct	50%	32%
4TH-DOWN Conversions	8/14	16/31
4th-Down Pct	57%	52%
SACKS BY-Yards	44-310	16-94
MISC YARDS	0	77
TOUCHDOWNS SCORED	56	31
FIELD GOALS-ATTEMPTS	20-26	17-20
ON-SIDE KICKS	0-0	1-5
RED-ZONE SCORES	(47-52) 90%	(32-43) 74%
RED-ZONE TOUCHDOWNS	(30-52) 58%	(21-43) 49%
PAT-ATTEMPTS	(54-56) 96%	(27-29) 93%
ATTENDANCE	355081	332772
Games/Avg Per Game	7/50726	6/55462
Neutral Site Games	--	1/95173

Score by Quarters

	1st	2nd	3rd	4th	OT	Total
Stanford	127	125	115	85	--	452
Opponents	60	57	57	92	--	266

Individual Statistics

Rushing	GP	Att	Gain	Loss	Net	Avg	TD	Long	Avg/G
Gaffney	14	330	1750	41	1709	5.2	21	69	122.1
Hogan	14	84	437	82	355	4.2	2	29	25.4
Wilkerson	14	84	379	26	353	4.2	2	29	25.2
Montgomery	14	13	159	0	159	12.2	2	31	11.4
Young	14	14	120	10	110	7.9	1	32	7.9
Wright	12	20	109	7	102	5.1	1	53	8.5
Sanders	12	5	42	0	42	8.4	1	22	3.5
Seale	12	11	37	3	34	3.1	0	17	2.8
Rector	14	1	27	0	27	27.0	0	27	1.9
Lloyd	7	6	36	10	26	4.3	0	16	3.7
Hewitt	13	5	8	0	8	1.6	0	3	0.6
Crower	4	1	0	3	-3	-3.0	0	0	-0.8
Team	10	10	0	18	-18	-1.8	0	0	-1.8
Total	14	584	3104	200	2904	5.0	30	69	207.4
Opponents	14	435	1722	471	1251	2.9	8	51	89.4

Passing	G	Effic.	Cmp-Att-Int	Pct	Yds	TD	Lng	Avg/G
Hogan	14	151.50	180-295-10	61.0	2630	20	78	187.9
Crower	4	167.63	10-15-0	66.7	141	1	42	35.2
Team	10	0.00	0-1-0	0.0	0	0	0	0.0
Total	14	151.79	190-311-10	61.1	2771	21	78	197.9
Opponents	14	124.38	344-554-13	62.1	3553	22	65	253.8

Receiving	G	No.	Yds	Avg	TD	Long	Avg/G
Montgomery	14	61	958	15.7	10	72	68.4
Cajuste	13	28	642	22.9	5	78	49.4
Whitfield	14	16	170	10.6	1	30	12.1
Gaffney	14	15	86	5.7	1	23	6.1
Rector	14	14	431	30.8	3	48	30.8
Pratt	14	12	148	12.3	0	35	10.6
Hewitt	13	9	46	5.1	0	11	3.5
Trojan	14	6	50	8.3	0	12	3.6
Wilkerson	14	6	45	7.5	0	13	3.2
Dudchock	8	5	43	8.6	0	15	5.4
Sanders	12	4	31	7.8	0	16	2.6
Young	14	3	37	12.3	0	36	2.6
Kaumatule	14	3	16	5.3	0	6	1.1
Owusu	12	2	56	28.0	1	42	4.7
Hopkins	14	2	10	5.0	0	6	0.7
Cummings	15	2	9	4.5	0	7	0.6
Nelson	1	1	4	4.0	0	4	4.0
Skov, P.	14	1	0	0.0	0	0	0.0
Lloyd	7	0	-11	0.0	0	0	-1.6
Total	14	190	2771	14.6	21	78	197.9
Opponents	14	344	3553	10.3	22	65	253.8

Punt Returns	No.	Yds	Avg	TD	Long
Whitfield	9	40	4.4	0	25
Sanders	7	71	10.1	0	29
Gardner	1	24	24.0	0	10
Team	1	12	12.0	0	0
Total	18	147	8.2	0	29
Opponents	29	207	7.1	0	41

Interceptions	No.	Yds	Avg	TD	Long
Richards	3	55	18.3	1	30
Lyons	2	0	0.0	0	0
Reynolds	1	0	0.0	0	0
Tarpley	1	15	15.0	0	15
Hemschoot	1	7	7.0	0	7
Martinez	1	0	0.0	0	0
Mauro	1	25	25.0	0	25
Carter	1	0	0.0	0	0
Murphy, T.	1	30	30.0	1	30
Anderson, K.	1	40	40.0	1	40
Total	13	172	13.2	3	40
Opponents	10	40	4.0	0	26



Kick Returns	No.	Yds	Avg	TD	Long
Montgomery	36	1091	30.3	2	100
Cummings	3	30	10.0	0	16
Ward	1	30	30.0	0	30
Hemschoot	1	7	7.0	0	7
Young	1	20	20.0	0	20
Team	1	0	0.0	0	0
Total	43	1178	27.4	2	100
Opponents	57	1033	18.1	0	37

Fumble Returns	No.	Yds	Avg	TD	Long
Total	0	0	0.0	0	0
Opponents	1	36	36.0	1	36

Scoring	TD	FGs	Kick	Rush	Rcv	Pass	DXP	Saf	Points
Gaffney	22	0-0	0-0	0-0	0	0-0	0	0	132
Williamson	0	18-22	43-44	0-0	0	0-0	0	0	97
Montgomery	14	0-0	0-0	0-0	0	0-0	0	0	84
Cajuste	5	0-0	0-0	0-0	0	0-0	0	0	30
Rector	3	0-0	0-0	0-0	0	0-0	0	0	18
Ukropina	0	2-4	11-12	0-0	0	0-0	0	0	17
Hogan	2	0-0	0-0	0-0	0	0-0	0	0	12
Wilkerson	2	0-0	0-0	0-0	0	0-0	0	0	12
Wright	1	0-0	0-0	0-0	0	0-0	0	0	6
Young	1	0-0	0-0	0-0	0	0-0	0	0	6
Whitfield	1	0-0	0-0	0-0	0	0-0	0	0	6
Sanders	1	0-0	0-0	0-0	0	0-0	0	0	6
Murphy, T.	1	0-0	0-0	0-0	0	0-0	0	0	6
Anderson, K.	1	0-0	0-0	0-0	0	0-0	0	0	6
Owusu	1	0-0	0-0	0-0	0	0-0	0	0	6
Richards	1	0-0	0-0	0-0	0	0-0	0	0	6
Team	0	0-0	0-0	0-0	0	0-0	0	1	2
Total	56	20-26	54-56	0-0	0	0-0	0	1	452
Opponents	31	17-20	27-29	0-0	1	1-1	0	0	266

Total Offense	G	Plays	Rush	Pass	Total	Avg/G
Hogan	14	379	355	2630	2985	213.2
Gaffney	14	330	1709	0	1709	122.1
Wilkerson	14	84	353	0	353	25.2
Montgomery	14	13	159	0	159	11.4
Crower	4	16	-3	141	138	34.5
Young	14	14	110	0	110	7.9
Wright	12	20	102	0	102	8.5
Sanders	12	5	42	0	42	3.5
Seale	12	11	34	0	34	2.8
Rector	14	1	27	0	27	1.9
Lloyd	7	6	26	0	26	3.7
Hewitt	13	5	8	0	8	0.6
Team	10	11	-18	0	-18	-1.8
Total	14	895	2904	2771	5675	405.4
Opponents	14	989	1251	3553	4804	343.1

Field Goals	FGM-FGA	Pct	01-19	20-29	30-39	40-49	50-99	Lg	Blk
Williamson	18-22	81.8	1-1	7-7	7-8	3-4	0-2	48	1
Ukropina	2-4	50.0	0-0	1-1	1-2	0-1	0-0	31	1

Field Goal Sequence	Stanford	Opponents
San Jose State	(40),52,(48)	(30),(22)
Army	(31),(47)	(39),(48)
Arizona State	51,(20),(24)	45
Washington State	(28),(27)	(36),45
Washington	(33)	-
UTAH	38	(23),(48)
UCLA	(31),46	(38)
Oregon State	-	(50),(39)
Oregon	(19),(34),(26),(30),40	-
USC	(27),30	(23),(47)
California	-	(29),(47)
Notre Dame	(27),(28)	(21),(27)
Arizona State	(30)	31
Michigan State	(34),(39)	(31)

Numbers in parentheses indicate field goal was made.

Punting	No.	Yds	Avg	Long	TB	FC	I20	Blkd
Rhyme	52	2230	42.9	60	2	13	15	0
Total	52	2230	42.9	60	2	13	15	0
Opponents	74	2833	38.3	59	3	27	24	2

Kickoffs	No.	Yds	Avg	TB	OB	Retn	Net	YdLn
Williamson	46	2954	64.2	25	1	--	--	--
Ukropina	42	2542	60.5	4	1	--	--	--
Total	88	5496	62.5	29	2	1033	42.5	22
Opponents	58	3370	58.1	11	2	1178	33.1	31

All-Purpose	G	Rush	Rec	PR	KOR	IR	Tot	Avg/G
Montgomery	14	159	958	0	1091	0	2208	157.7
Gaffney	14	1709	86	0	0	0	1795	128.2
Cajuste	13	0	642	0	0	0	642	49.4
Rector	14	27	431	0	0	0	458	32.7
Wilkerson	14	353	45	0	0	0	398	28.4
Hogan	14	355	0	0	0	0	355	25.4
Whitfield	14	0	170	40	0	0	210	15.0
Young	14	110	37	0	20	0	167	11.9
Pratt	14	0	148	0	0	0	148	10.6
Sanders	12	42	31	71	0	0	144	12.0
Wright	12	102	0	0	0	0	102	8.5
Owusu	12	0	56	0	0	0	56	4.7
Richards	14	0	0	0	0	55	55	3.9
Hewitt	13	8	46	0	0	0	54	4.2
Trojan	14	0	50	0	0	0	50	3.6
Dudchock	8	0	43	0	0	0	43	5.4
Anderson, K.	14	0	0	0	0	40	40	2.9
Cummings	15	0	9	0	30	0	39	2.6
Seale	12	34	0	0	0	0	34	2.8
Murphy, T.	14	0	0	0	0	30	30	2.1
Ward	14	0	0	0	30	0	30	2.1
Mauro	13	0	0	0	0	25	25	1.9
Gardner	9	0	0	24	0	0	24	2.7
Kaumatule	14	0	16	0	0	0	16	1.1
Lloyd	7	26	-11	0	0	0	15	2.1
Tarpley	14	0	0	0	0	15	15	1.1
Hemschoot	14	0	0	0	7	7	14	1.0
Hopkins	14	0	10	0	0	0	10	0.7
Nelson	1	0	4	0	0	0	4	4.0
Crower	4	-3	0	0	0	0	-3	-0.8
Team	10	-18	0	12	0	0	-6	-0.6
Total	14	2904	2771	147	1178	172	7172	512.3
Opponents	14	1251	3553	207	1033	40	6084	434.6



STANFORD FOOTBALL

2013 YEAR IN REVIEW

Defensive Stats

Player	GP-GS	Tackles			TFL/Yds	Sacks No-Yards	Pass Def			Fumbles		Blkd	
		Solo	Ast	Total			Int-Yds	BrUp	QBH	Rcv-Yds	FF	Kick	Saf
Skov, S.	14-14	62	47	109	13.0-53	5.5-32	.	4	10	2-0	3	.	.
Tarpley	14-14	52	41	93	5.0-14	1.0-5	1-15	3	2	.	1	.	.
Reynolds	14-13	56	31	87	1.0-1	.	1-0	4	1
Richards	14-14	40	29	69	4.0-12	.	3-55	3	.	.	1	.	.
Lyons	14-14	41	28	69	4.5-7	.	2-0	2	.	.	2	.	.
Murphy, T.	14-14	37	25	62	23.5-147	15.0-119	1-30	6	7	.	2	1	.
Carter	13-13	39	20	59	2.0-8	.	1-0	7	1	.	1	.	.
Amanam	14-5	33	23	56	5.0-17	.	.	5
Mauro	13-11	33	18	51	12.5-56	4.0-33	1-25	1	6	1-0	2	.	.
Vaughters	14-14	19	17	36	6.0-36	4.0-32	.	.	3	1-0	1	.	.
Carrington	14-2	21	12	33	.	.	.	4
Hemschoot	14-0	17	10	27	2.0-6	1.0-5	1-7	1	.	1-0	.	.	.
Anderson, K.	14-0	10	16	26	6.5-31	1.5-15	1-40	1	3
Lancaster	14-0	16	9	25	1.0-6	1.0-6	.	.	.	1-0	.	.	.
Parry	14-9	11	12	23	5.0-9	.	.	.	4
Lueders	14-1	13	10	23	5.0-11	2.5-7	.	.	2
Harris	13-0	16	4	20
Gardner	9-8	7	12	19	7.5-34	4.5-28	.	.	9	.	1	1	.
Anderson, H.	8-8	8	11	19	4.0-21	3.0-21
Olugbode	14-0	6	7	13
Martinez	10-0	7	4	11	.	.	1-0	.	.	.	1	.	.
Browning	12-0	10	1	11	.	.	.	3
Hoffpauir	10-0	7	4	11	.	.	.	1
Davis	3-0	3	2	5
Shittu	10-0	2	3	5	0.5-3
Cummings	15-0	1	3	4
Ward	14-2	2	2	4
Owusu	12-0	2	1	3
Skov, P.	14-0	2	1	3
Rhyne	14-0	2	.	2
Miller	13-0	1	1	2
Whitfield	14-0	.	2	2
Rotto	5-0	.	2	2
Ukropina	8-0	2	.	2
Kaumatule	14-5	.	2	2	1
Shober	1-0	1	.	1
Danser	14-14	1	.	1
Peat	14-14	1	.	1
Lloyd	7-0	1	.	1
Pippens	4-0	1	.	1	.	.	.	1
Gaertner	1-0	1	.	1
Hewitt	13-11	1	.	1
Yules	1-0	.	1	1
Cajuste	13-7	1	.	1
Team	10-0	1	.	1	1.0-7	1.0-7	1	1
Montgomery	14-12	1	.	1
Total	14-0	588	411	999	109-479	44-310	13-172	46	49	6-0	15	3	1
Opponents	14-0	483	532	1015	58.0-181	16-94	10-40	24	10	9-36	12	2	.





Individual Game-by-Game Statistics

Passing	Att	Comp	Int	Pct	Yards	TD	Long	Sack	Yds	Effic.
Hogan										
San Jose State	27	17	0	63.0	207	2	42	0	0	151.8
Army	18	11	1	61.1	188	3	46	2	8	192.7
Arizona State	17	11	1	64.7	151	2	34	1	9	166.4
Washington State	25	16	1	64.0	286	3	57	0	0	191.7
Washington	20	12	1	60.0	100	1	39	2	7	108.5
UTAH	27	15	0	55.6	246	1	45	2	12	144.3
UCLA	25	18	1	72.0	227	1	34	0	0	153.5
Oregon State	18	8	0	44.4	88	0	37	2	14	85.5
Oregon	13	7	0	53.8	103	0	47	0	0	120.4
USC	25	14	2	56.0	127	0	28	0	0	82.7
California	26	17	0	65.4	329	5	72	0	0	235.1
Notre Dame	18	12	2	66.7	158	1	36	1	8	136.5
Arizona State	18	12	0	66.7	277	1	78	3	24	214.3
Michigan State	18	10	1	55.6	143	0	51	1	8	111.2
Totals	295	180	10	61.0	2630	20	78	14	90	151.5

Crowder	Att	Comp	Int	Pct	Yards	TD	Long	Sack	Yds	Effic.
Army	3	2	0	66.7	17	0	9	0	0	114.3
Washington State	3	1	0	33.3	36	0	36	0	0	134.1
California	9	7	0	77.8	88	1	42	1	3	196.6
Totals	15	10	0	66.7	141	1	42	1	3	167.6

Team	Att	Comp	Int	Pct	Yards	TD	Long	Sack	Yds	Effic.
Army	1	0	0	0.0	0	0	0	0	0	0.0
Totals	1	0	0	0.0	0	0	0	0	0	0.0

All-Purpose	Yards	SJSU	ARMY	ASU	WSU	WASH	UTAH	UCLA	OSU	ORE	USC	CAL	ND	ASU	MSU
Montgomery	2208	121	233	143	96	290	296	87	114	91	108	191	173	150	115
Gaffney	1795	124	155	91	55	97	111	174	145	172	161	95	195	131	89
Cajuste	642	62	-	67	115	7	17	109	DNP	-	19	-	75	120	51
Rector	458	-	26	-	93	-	39	-	-	47	44	104	-	34	71
Wilkerson	398	79	11	86	47	29	2	-9	-	25	9	21	34	57	7
Hogan	355	17	15	45	34	24	6	33	10	57	18	-1	32	24	41
Whitfield	210	14	45	3	10	14	52	36	21	-	6	6	2	-	1
Young	167	-2	1	32	56	3	-	-3	25	11	10	27	7	-	-
Pratt	148	-	-	-	-	-	-	13	-	6	21	47	5	56	-
Sanders	144	2	DNP	DNP	50	31	10	4	27	-	-	2	4	-	14
Wright	102	9	-	9	56	-	DNP	-4	-	13	-	16	3	-	DNP
Owusu	56	DNP	-	DNP	-	-	-	-	-	-	-	56	-	-	-
Richards	55	-	-	-	30	-	-	25	-	-	-	-	-	-	-
Hewitt	54	3	DNP	-	-	-	8	-	6	15	6	1	-	4	11
Trojan	50	4	7	-	-	-	-	-	-	-	17	22	-	-	-
Dudchock	43	DNP	DNP	DNP	-	DNP	DNP	-	4	-	-	15	24	-	DNP
Anderson, K.	40	-	-	-	-	-	-	-	-	-	-	-	-	-	40
Cummings	39	-	-	10	2	-	16	7	-	-	-	4	-	-	-
Seale	34	-	-	-	9	17	3	4	-	-3	DNP	-	DNP	-	4
Ward	30	-	-	-	-	-	-	-	-	-	-	30	-	-	-
Murphy, T.	30	-	-	-	30	-	-	-	-	-	-	-	-	-	-
Mauro	25	-	-	25	-	-	-	-	-	-	-	-	DNP	-	-
Gardner	24	-	-	24	-	-	-	-	-	DNP	DNP	DNP	DNP	DNP	-
Kaumatule	16	5	-	-	5	6	-	-	-	-	-	-	-	-	-
Tarpley	15	-	-	-	-	15	-	-	-	-	-	-	-	-	-
Lloyd	15	2	7	DNP	6	-	16	DNP	-5	DNP	-11	DNP	DNP	DNP	DNP
Hemschoot	14	-	-	-	-	7	7	-	-	-	-	-	-	-	-
Hopkins	10	4	-	-	-	-	-	6	-	-	-	-	-	-	-
Nelson	4	DNP	DNP	DNP	DNP	DNP	DNP	DNP	DNP	DNP	DNP	4	DNP	DNP	DNP
Crowder	-3	DNP	-	-	-	DNP	DNP	DNP	DNP	DNP	DNP	-3	DNP	DNP	DNP
Team	-6	-4	-	11	-2	-3	-	-	-3	-	-	-	-4	-	-1

Rushing	No.-Yds/TD	SJSU	ARMY	ASU	WSU	WASH	UTAH	UCLA	OSU	ORE	USC	CAL	ND	ASU	MSU
Gaffney	330-1709/21	20-104/2	20-132/1	18-87/2	14-54/0	20-85/1	16-108/1	36-171/2	22-145/3	45-157/1	24-158/2	16-95/1	33-189/1	22-133/3	24-91/1
Hogan	84-355/2	3-17/0	4-15/0	6-45/0	6-34/0	9-24/1	7-6/0	5-33/0	5-10/0	8-57/1	4-18/0	2--1/0	8-32/0	9-24/0	8-41/0
Wilkerson	84-353/2	9-65/0	4-11/0	18-68/1	10-47/0	6-23/0	2-2/0	4-9/0	-	6-25/0	3-9/0	7-21/0	5-34/1	10-57/0	-
Montgomery	13-159/2	1-4/0	2-30/0	-	-	2-30/0	1-5/0	-	1-9/0	1-14/0	2-14/0	2-31/1	-	1-22/1	-
Young	14-110/1	1-2/0	1-2/0	1-32/0	-	1-3/0	-	2-3/0	2-23/0	2-11/0	1-10/0	1-27/1	2-7/0	-	-
Wright	20-102/1	2-9/0	1-0/0	5-9/0	2-56/1	-	DNP	1-4/0	-	2-13/0	-	6-16/0	1-3/0	-	DNP
Sanders	5-42/1	1-2/0	DNP	DNP	3-34/1	-	-	-	1-6/0	-	-	-	-	-	-
Seale	11-34/0	-	1-0/0	-	3-9/0	1-17/0	1-3/0	2-4/0	-	2--3/0	DNP	-	DNP	-	1-4/0
Rector	1-27/0	-	-	-	-	-	-	-	-	-	-	-	-	-	1-27/0
Lloyd	6-26/0	2-2/0	1-7/0	DNP	1-6/0	-	1-16/0	DNP	1--5/0	DNP	-	DNP	DNP	DNP	DNP
Hewitt	5-8/0	-	DNP	-	-	-	1-3/0	-	-	-	1-1/0	-	-	2-4/0	1-0/0
Crowder	1--3/0	DNP	-	-	-	DNP	DNP	DNP	DNP	DNP	DNP	1--3/0	DNP	DNP	DNP
Team	10--18/0	2--4/0	-	1--1/0	1--2/0	2--3/0	DNP	DNP	1--3/0	DNP	-	DNP	2--4/0	-	1--1/0

STANFORD FOOTBALL

2013 YEAR IN REVIEW

Receiving	No.-Yds/TD	SJSU	ARMY	ASU	WSU	WASH	UTAH	UCLA	OSU	ORE	USC	CAL	ND	ASU	MSU
Montgomery	61-958/10	4-81/1	6-130/1	4-62/2	6-54/0	3-56/1	8-131/0	5-50/0	3-55/0	2-20/0	4-23/0	5-160/4	3-46/0	5-69/1	3-21/0
Cajuste	28-642/5	3-62/1	-	3-67/0	4-115/2	2-7/0	2-17/1	7-109/0	DNP	-	1-19/0	-	3-75/1	2-120/0	1-51/0
Rector	14-431/3	-	1-26/1	-	2-93/1	-	1-39/0	-	-	1-47/0	2-44/0	4-104/1	-	1-34/0	2-44/0
Whitfield	16-170/1	2-14/0	3-20/0	-	-	2-11/0	2-51/0	2-39/1	2-21/0	-	1-6/0	1-6/0	1-2/0	-	-
Pratt	12-148/0	-	-	-	-	-	-	1-13/0	-	1-6/0	2-21/0	4-47/0	1-5/0	3-56/0	-
Gaffney	15-86/1	2-20/0	1-23/1	1-4/0	1-1/0	2-12/0	1-3/0	1-3/0	-	1-15/0	1-3/0	1-0/0	1-6/0	1-2/0	1-2/0
Owusu	2-56/1	DNP	-	DNP	-	-	-	-	-	-	-	2-56/1	-	-	-
Trojan	6-50/0	1-4/0	1-7/0	-	-	-	-	-	-	-	2-17/0	2-22/0	-	-	-
Hewitt	9-46/0	1-3/0	DNP	1-0/0	-	-	1-5/0	-	1-6/0	2-15/0	1-5/0	1-1/0	-	-	1-11/0
Wilkerson	6-45/0	2-14/0	-	2-18/0	-	1-6/0	-	-	-	-	-	-	-	-	1-7/0
Dudchock	5-43/0	DNP	DNP	DNP	-	DNP	DNP	-	1-4/0	-	-	1-15/0	3-24/0	-	DNP
Young	3-37/0	-	1-1/0	-	1-36/0	-	-	-	1-2/0	-	-	-	-	-	-
Sanders	4-31/0	-	DNP	DNP	1-16/0	1-2/0	-	-	-	-	-	1-2/0	-	-	1-11/0
Kaumatule	3-16/0	1-5/0	-	-	1-5/0	1-6/0	-	-	-	-	-	-	-	-	-
Hopkins	2-10/0	1-4/0	-	-	-	-	-	1-6/0	-	-	-	-	-	-	-
Cummings	2-9/0	-	-	-	1-2/0	-	-	1-7/0	-	-	-	-	-	-	-
Nelson	1-4/0	DNP	DNP	DNP	DNP	DNP	DNP	DNP	DNP	DNP	DNP	1-4/0	DNP	DNP	DNP
Skov, P.	1-0/0	-	-	-	-	-	-	-	-	-	-	1-0/0	-	-	-

Punt Returns	No.-Yds/TD	SJSU	ARMY	ASU	WSU	WASH	UTAH	UCLA	OSU	ORE	USC	CAL	ND	ASU	MSU
Sanders	7-71	-	DNP	DNP	-	1-29	1-10	2-4	1-21	-	-	-	1-4	-	1-3
Whitfield	9-40	-	1-25	1-3	3-10	1-3	1-1	1--3	-	-	-	-	-	-	1-1
Gardner	1-24	-	-	1-24	-	-	-	-	-	DNP	DNP	DNP	DNP	DNP	-
Team	1-12	-	-	1-12	-	-	DNP	DNP	-	DNP	-	DNP	-	-	-

Kick Returns	No.-Yds/TD	SJSU	ARMY	ASU	WSU	WASH	UTAH	UCLA	OSU	ORE	USC	CAL	ND	ASU	MSU
Montgomery	36-1091	1-36	3-73	3-81	2-42	4-204	3-160	2-37	3-50	1-57	4-71	-	4-127	2-59	4-94
Ward	1-30	-	-	-	-	-	-	-	-	-	-	1-30	-	-	-
Cummings	3-30	-	-	1-10	-	-	1-16	-	-	-	-	1-4	-	-	-
Young	1-20	-	-	-	1-20	-	-	-	-	-	-	-	-	-	-
Hemschoot	1-7	-	-	-	-	1-7	-	-	-	-	-	-	-	-	-
Team	1-0	-	-	-	-	-	DNP	DNP	-	DNP	-	DNP	-	1-0	-

Int. Returns	No.-Yds/TD	SJSU	ARMY	ASU	WSU	WASH	UTAH	UCLA	OSU	ORE	USC	CAL	ND	ASU	MSU
Richards	3-55	-	-	-	1-30	-	-	2-25	-	-	-	-	-	-	-
Lyons	2-0	-	-	-	-	-	-	-	-	-	-	-	2-0	-	-
Reynolds	1-0	1-0	-	-	-	-	-	-	-	-	-	-	-	-	-
Mauro	1-25	-	-	1-25	-	-	-	-	-	-	-	-	DNP	-	-
Carter	1-0	-	-	1-0	-	-	-	-	-	-	-	DNP	-	-	-
Tarpley	1-15	-	-	-	-	1-15	-	-	-	-	-	-	-	-	-
Martinez	1-0	-	DNP	DNP	DNP	DNP	-	-	-	-	-	1-0	-	-	-
Hemschoot	1-7	-	-	-	-	-	1-7	-	-	-	-	-	-	-	-
Murphy, T.	1-30	-	-	-	1-30	-	-	-	-	-	-	-	-	-	-
Anderson, K.	1-40	-	-	-	-	-	-	-	-	-	-	-	-	-	1-40





Tackles	UA-A	Total	SJSU	ARMY	ASU	WSU	WASH	UTAH	UCLA	OSU	ORE	USC	CAL	ND	ASU	MSU
Skov, S.	62-47	109	3-6	3-3	3-6	4-0	8-7	3-6	6-1	2-2	5-4	7-2	3-1	1-5	8-1	6-3
Tarpley	52-41	93	4-1	5-1	4-2	3-1	3-5	3-9	3-4	8-5	4-1	3-3	0-1	4-3	5-2	3-3
Reynolds	56-31	87	9-3	4-1	3-3	0-2	7-0	6-6	4-2	4-0	3-1	2-2	2-2	3-5	2-1	7-3
Lyons	41-28	69	3-4	5-0	6-3	3-0	2-1	2-6	1-2	5-0	1-4	4-2	2-2	3-0	2-1	2-3
Richards	40-29	69	3-3	3-1	1-1	2-1	2-1	3-5	5-5	5-1	3-1	3-2	4-2	3-2	1-1	2-3
Murphy, T.	37-25	62	2-0	3-3	1-1	2-0	3-3	1-3	2-1	4-4	1-3	6-2	3-1	0-2	7-0	2-2
Carter	39-20	59	5-2	2-0	2-1	7-1	3-3	2-0	3-3	0-3	5-1	3-4	DNP	3-1	3-0	1-1
Amanam	33-23	56	-	-	1-4	5-1	5-1	3-2	2-2	4-2	1-2	5-0	2-1	1-6	2-1	2-1
Mauro	33-18	51	1-2	6-1	2-0	1-0	3-1	6-2	3-1	3-5	0-3	2-1	2-2	DNP	2-0	2-0
Vaughters	19-17	36	-	4-3	1-2	1-0	3-3	0-1	0-1	2-0	3-1	-	2-4	0-1	3-1	-
Carrington	21-12	33	1-0	1-3	5-0	3-3	3-0	0-1	4-2	-	-	1-1	2-2	-	1-0	-
Hemschoot	17-10	27	-	-	2-1	3-0	1-0	0-2	0-2	3-1	-	1-1	2-1	1-0	4-0	0-2
Anderson, K.	10-16	26	0-1	1-2	-	-	0-3	1-1	1-1	3-2	0-3	-	0-1	0-2	2-0	2-0
Lancaster	16-9	25	1-1	1-0	-	2-0	2-3	0-1	-	2-1	2-0	-	3-2	-	3-0	0-1
Lueders	13-10	23	2-0	3-0	2-1	2-1	0-3	-	-	1-1	-	-	0-1	1-2	1-0	1-1
Parry	11-12	23	2-1	2-2	0-2	1-0	2-2	-	0-1	0-3	-	1-0	-	0-1	-	3-0
Harris	16-4	20	DNP	-	3-0	4-0	1-1	-	3-0	-	0-1	1-0	1-0	0-1	-	3-1
Anderson, H.	8-11	19	0-2	-	DNP	DNP	DNP	DNP	DNP	DNP	2-3	1-1	1-0	0-4	3-0	1-1
Gardner	7-12	19	0-2	1-3	1-0	1-0	0-2	1-4	1-0	2-1	DNP	DNP	DNP	DNP	DNP	-
Olugbode	6-7	13	-	1-0	2-0	-	-	-	1-1	-	1-0	-	1-3	0-3	-	-
Hoffpauir	7-4	11	-	1-1	-	2-1	-	-	DNP	DNP	DNP	DNP	1-1	0-1	2-0	1-0
Browning	10-1	11	1-0	1-1	DNP	DNP	2-0	3-0	-	1-0	1-0	-	1-0	-	-	-
Martinez	7-4	11	-	DNP	DNP	DNP	DNP	-	-	-	-	-	2-4	-	5-0	-
Davis	3-2	5	DNP	1-2	DNP	2-0	DNP	DNP	DNP	DNP	DNP	DNP	-	DNP	DNP	DNP
Shittu	2-3	5	-	1-1	0-1	-	-	-	DNP	DNP	DNP	-	0-1	-	1-0	DNP
Cummings	1-3	4	-	-	-	-	-	-	0-1	1-1	-	-	-	0-1	-	-
Ward	2-2	4	-	-	-	-	0-1	0-1	-	-	-	1-0	-	-	-	1-0
Owusu	2-1	3	DNP	-	DNP	-	1-1	-	-	-	-	-	1-0	-	-	-
Skov, P.	2-1	3	-	-	-	-	-	-	-	-	-	0-1	2-0	-	-	-
Rhyne	2-0	2	-	-	-	-	-	-	-	1-0	1-0	-	-	-	-	-
Kaumatuile	0-2	2	-	-	-	-	-	-	-	-	-	-	0-2	-	-	-
Ukropina	2-0	2	DNP	DNP	DNP	-	DNP	DNP	-	-	-	-	-	2-0	-	DNP
Whitfield	0-2	2	-	-	-	-	-	-	-	-	-	-	-	0-2	-	-
Rotto	0-2	2	DNP	-	-	0-1	DNP	DNP	DNP	DNP	DNP	DNP	0-1	DNP	-	DNP
Miller	1-1	2	-	-	DNP	-	-	-	-	-	-	-	-	-	1-0	0-1
Danser	1-0	1	-	-	-	-	-	-	-	-	-	1-0	-	-	-	-
Hewitt	1-0	1	-	DNP	-	-	1-0	-	-	-	-	-	-	-	-	-
Peat	1-0	1	-	-	1-0	-	-	-	-	-	-	-	-	-	-	-
Cajuste	1-0	1	-	-	-	-	-	-	1-0	DNP	-	-	-	-	-	-
Team	1-0	1	-	-	-	-	-	-	-	-	-	-	-	-	1-0	-
Pippens	1-0	1	DNP	DNP	-	1-0	DNP	DNP	DNP	DNP	DNP	DNP	-	DNP	-	DNP
Shober	1-0	1	DNP	DNP	DNP	DNP	DNP	DNP	DNP	DNP	DNP	DNP	1-0	DNP	DNP	DNP
Gaertner	1-0	1	DNP	DNP	DNP	DNP	DNP	DNP	DNP	DNP	DNP	DNP	1-0	DNP	DNP	DNP
Lloyd	1-0	1	-	-	DNP	-	-	-	DNP	1-0	DNP	-	DNP	DNP	DNP	DNP
Yules	0-1	1	DNP	DNP	DNP	DNP	DNP	DNP	DNP	DNP	DNP	DNP	0-1	DNP	DNP	DNP
Montgomery	1-0	1	-	-	-	-	-	-	-	-	-	-	-	1-0	-	-

Sacks	UA-A	Total	SJSU	ARMY	ASU	WSU	WASH	UTAH	UCLA	OSU	ORE	USC	CAL	ND	ASU	MSU
Murphy, T.	14-2	15.0	2.0-24	-	-	-	2.0-11	1.0-5	2.0-16	2.5-20	0.5-5	2.0-16	1.0-6	-	1.0-8	1.0-8
Skov, S.	5-1	5.5	-	-	1.0-8	-	1.5-10	-	1.0-6	-	-	-	-	1.0-6	-	1.0-2
Gardner	4-1	4.5	0.5-4	-	1.0-6	1.0-7	-	-	1.0-5	1.0-6	DNP	DNP	DNP	DNP	DNP	-
Mauro	4-0	4.0	1.0-8	-	1.0-4	1.0-12	-	-	-	1.0-9	-	-	-	DNP	-	-
Vaughters	4-0	4.0	-	-	-	-	1.0-8	-	-	1.0-6	1.0-7	-	1.0-11	-	-	-
Anderson, H.	2-2	3.0	0.5-3	-	DNP	DNP	DNP	DNP	DNP	DNP	0.5-4	-	-	-	1.0-10	1.0-4
Lueders	2-1	2.5	-	-	-	-	0.5-1	-	-	1.0-4	-	-	-	-	-	1.0-2
Anderson, K.	1-1	1.5	-	-	-	-	-	-	-	1.5-15	-	-	-	-	-	-
Hemschoot	1-0	1.0	-	-	-	-	-	-	-	-	-	-	-	-	1.0-5	-
Team	1-0	1.0	-	-	-	-	-	-	-	-	-	-	-	-	1.0-7	-
Lancaster	1-0	1.0	-	-	-	-	-	-	-	-	-	-	-	-	1.0-6	-
Tarpley	1-0	1.0	-	-	-	-	-	-	-	-	1.0-5	-	-	-	-	-



Game-by-Game Starters

Offense	WR	TE	LT	LG	C	RG	RT	TE	TE	WR	QB	RB	FB	WR
SAN JOSE STATE	Cajuste	Murphy, K.	Peat	Yankey	Wilkes	Danser	Fleming	--	--	--	Hogan	Gaffney	Hewitt	Montgomery
at Army	Cajuste	Kaumatule	Peat	Yankey	Wilkes	Danser	Fleming	--	--	--	Hogan	Gaffney	Ward	Montgomery
ARIZONA STATE	Cajuste	Kaumatule	Peat	Yankey	Wilkes	Danser	Fleming	--	--	--	Hogan	Gaffney	Hewitt	Montgomery
vs. Washington State	Cajuste	Kaumatule	Peat	Garnett	Wilkes	Danser	Fleming	--	--	Rector	Hogan	Gaffney	--	Montgomery
WASHINGTON	Cajuste	Kaumatule	Peat	Yankey	Wilkes	Danser	Fleming	--	--	--	Hogan	Gaffney	Hewitt	Montgomery
at Utah	Cajuste	Kaumatule	Peat	Yankey	Wilkes	Danser	Fleming	--	--	--	Hogan	Gaffney	Hewitt	Montgomery
UCLA	--	Murphy, K.	Peat	Yankey	Wilkes	Danser	Fleming	Hopkins	Garnett	--	Hogan	Gaffney	Hewitt	--
at Oregon State	Pratt	--	Peat	Yankey	Wilkes	Danser	Fleming	Hopkins	--	--	Hogan	Gaffney	Hewitt	Montgomery
OREGON	Pratt	Plantaric	Peat	Yankey	Wilkes	Danser	Fleming	--	--	--	Hogan	Gaffney	Ward	Montgomery
at USC	--	Murphy, K.	Peat	Yankey	Wilkes	Danser	Fleming	--	--	Rector	Hogan	Gaffney	Hewitt	Montgomery
CALIFORNIA	Cajuste	--	Peat	Yankey	Wilkes	Danser	Fleming	--	--	Rector	Hogan	Gaffney	Hewitt	Montgomery
NOTRE DAME	Pratt	--	Peat	Yankey	Wilkes	Danser	Fleming	Hopkins	--	--	Hogan	Gaffney	Hewitt	Montgomery
at Arizona State	--	Murphy, K.	Peat	Yankey	Wilkes	Danser	Fleming	--	Garnett	--	Hogan	Gaffney	Hewitt	Montgomery
vs. Michigan State	--	Murphy, K.	Peat	Yankey	Wilkes	Danser	Fleming	Bonnell	Garnett	--	Hogan	Gaffney	Hewitt	--

Defense	DE	NT	DE	OLB	ILB	ILB	OLB	CB	CB	FS	SS	NB
SAN JOSE STATE	Anderson, H.	--	Gardner	Murphy, T.	Skov, S.	Tarpley	Vaughters	Carter	Lyons	Reynolds	Richards	Amanam
at Army	Anderson, H.	Parry	Gardner	Murphy, T.	Skov, S.	Tarpley	Vaughters	Carter	Lyons	Reynolds	Richards	--
ARIZONA STATE	Mauro	Parry	Gardner	Murphy, T.	Skov, S.	Tarpley	Vaughters	Carter	Lyons	Reynolds	Richards	--
vs. Washington State	Mauro	--	Gardner	Murphy, T.	Skov, S.	Tarpley	Vaughters	Carter	Lyons	Carrington	Richards	Amanam
WASHINGTON	Mauro	Parry	Gardner	Murphy, T.	Skov, S.	Tarpley	Vaughters	Carter	Lyons	Reynolds	Richards	--
at Utah	Mauro	Parry	Gardner	Murphy, T.	Skov, S.	Tarpley	Vaughters	Carter	Lyons	Reynolds	Richards	--
UCLA	Mauro	Parry	Gardner	Murphy, T.	Skov, S.	Tarpley	Vaughters	Carter	Lyons	Reynolds	Richards	--
at Oregon State	Mauro	Parry	Gardner	Murphy, T.	Skov, S.	Tarpley	Vaughters	Carter	Lyons	Reynolds	Richards	--
OREGON	Mauro	Parry	Anderson, H.	Murphy, T.	Skov, S.	Tarpley	Vaughters	Carter	Lyons	Reynolds	Richards	--
at USC	Mauro	Parry	Anderson, H.	Murphy, T.	Skov, S.	Tarpley	Vaughters	Carter	Lyons	Reynolds	Richards	--
CALIFORNIA	Mauro	--	Anderson, H.	Murphy, T.	Skov, S.	Tarpley	Vaughters	Carrington	Lyons	Reynolds	Richards	Amanam
NOTRE DAME	Lueders	Parry	Anderson, H.	Murphy, T.	Skov, S.	Tarpley	Vaughters	Carter	Lyons	Reynolds	Richards	--
at Arizona State	Mauro	--	Anderson, H.	Murphy, T.	Skov, S.	Tarpley	Vaughters	Carter	Lyons	Reynolds	Richards	Amanam
vs. Michigan State	Mauro	Parry	Anderson, H.	Murphy, T.	Skov, S.	Tarpley	Vaughters	Carter	Lyons	Reynolds	Richards	--

Special Teams	K	P	HLD	LS
SAN JOSE STATE	Williamson	Rhyne	Rhyne	Miller
at Army	Williamson	Rhyne	Rhyne	Miller
ARIZONA STATE	Williamson	Rhyne	Rhyne	Miller
vs. Washington State	Williamson	Rhyne	Rhyne	Miller
WASHINGTON	Williamson	Rhyne	Rhyne	Miller
at Utah	Williamson	Rhyne	Rhyne	Miller
UCLA	Ukropina	Rhyne	Rhyne	Miller
at Oregon State	Ukropina	Rhyne	Rhyne	Miller
OREGON	Williamson	Rhyne	Rhyne	Miller
at USC	Ukropina	Rhyne	Rhyne	Miller
CALIFORNIA	Williamson	Rhyne	Rhyne	Miller
NOTRE DAME	Williamson	Rhyne	Rhyne	Miller
at Arizona State	Williamson	Rhyne	Rhyne	Miller
vs. Michigan State	Williamson	Rhyne	Rhyne	Miller



James Vaughters



Game-by-Game Participation

Player	GP/GS	SJSU	ARMY	ASU	WSU	WASH	UTAH	UCLA	OSU	ORE	USC	CAL	ND	ASU	MSU
Amanam	14/5	START	XXX	XXX	START	XXX	XXX	XXX	XXX	XXX	XXX	START	START	START	XXX
Anderson, H.	8/8	START	START	START	START	START	START	START	START
Anderson, K.	14/-	XXX	XXX	XXX	XXX	XXX	XXX	XXX	XXX	XXX	XXX	XXX	XXX	XXX	XXX
Austin	13/-	XXX	XXX	XXX	XXX	...	XXX	XXX	XXX	XXX	XXX	XXX	XXX	XXX	XXX
Bonnell	6/1	...	XXX	XXX	XXX	XXX	XXX	START
Browning	12/-	XXX	XXX	XXX	XXX	XXX	XXX	XXX	XXX	XXX	XXX	XXX	XXX
Cajuste	13/7	START	START	START	START	START	START	START	...	XXX	XXX	START	XXX	XXX	XXX
Carrington	14/2	XXX	XXX	XXX	START	XXX	XXX	XXX	XXX	XXX	XXX	START	XXX	XXX	XXX
Carter	13/13	START	START	START	START	START	START	START	START	START	START	...	START	START	START
Caspers	14/-	XXX	XXX	XXX	XXX	XXX	XXX	XXX	XXX	XXX	XXX	XXX	XXX	XXX	XXX
Crane	1/-	XXX
Crower	4/-	...	XXX	XXX	XXX	XXX
Cummings	15/-	XXX	XXX	XXX	XXX	XXX	XXX	XXX	XXX	XXX	XXX	XXX	XXX	XXX	XXX
Danser	14/14	START	START	START	START	START	START	START	START	START	START	START	START	START	START
Davis	3/-	...	XXX	...	XXX	XXX
Dudchock	8/-	XXX	XXX	XXX	XXX	XXX	XXX	XXX	XXX	...
Flacco	6/-	XXX	XXX	...	XXX	XXX	XXX	...	XXX	...
Fleming	14/14	START	START	START	START	START	START	START	START	START	START	START	START	START	START
Gaertner	1/-	XXX
Gaffney	14/14	START	START	START	START	START	START	START	START	START	START	START	START	START	START
Gardner	9/8	START	START	START	START	START	START	START	START	XXX
Garnett	14/4	XXX	XXX	XXX	START	XXX	XXX	START	XXX	XXX	XXX	XXX	XXX	START	START
Garnett	14/4	XXX	XXX	XXX	START	XXX	XXX	START	XXX	XXX	XXX	XXX	XXX	START	START
Harris	13/-	...	XXX	XXX	XXX	XXX	XXX	XXX	XXX	XXX	XXX	XXX	XXX	XXX	XXX
Hayes	1/-	XXX
Hemschoot	14/-	XXX	XXX	XXX	XXX	XXX	XXX	XXX	XXX	XXX	XXX	XXX	XXX	XXX	XXX
Hewitt	13/11	START	...	START	XXX	START	START	START	START	START	START	START	START	START	START
Hoffpauir	10/-	XXX	XXX	XXX	XXX	XXX	XXX	XXX	XXX	XXX	XXX
Hogan	14/14	START	START	START	START	START	START	START	START	START	START	START	START	START	START
Hopkins	14/3	XXX	XXX	XXX	XXX	XXX	XXX	START	START	START	START	XXX	START	XXX	XXX
Jones	1/-	XXX
Jordan	1/-	XXX
Kaumatule	14/5	XXX	START	START	START	START	START	XXX	XXX	XXX	XXX	XXX	XXX	XXX	XXX
Lancaster	14/-	XXX	XXX	XXX	XXX	XXX	XXX	XXX	XXX	XXX	XXX	XXX	XXX	XXX	XXX
Lloyd	7/-	XXX	XXX	...	XXX	XXX	XXX	...	XXX	...	XXX
Lohn	4/-	...	XXX	...	XXX	XXX	...	XXX	...
Lueders	14/1	XXX	XXX	XXX	XXX	XXX	XXX	XXX	XXX	XXX	XXX	XXX	START	XXX	XXX
Lyons	14/14	START	START	START	START	START	START	START	START	START	START	START	START	START	START
Martinez	10/-	XXX	XXX	XXX	XXX	XXX	XXX	XXX	XXX	XXX	XXX
Mauro	13/11	XXX	XXX	START	START	START	START	START	START	START	START	START	...	START	START
McFadden	2/-	XXX	XXX
Miller	13/-	XXX	XXX	...	XXX	XXX	XXX	XXX	XXX	XXX	XXX	XXX	XXX	XXX	XXX
Montgomery	14/12	START	START	START	START	START	START	XXX	START	START	START	START	START	START	XXX
Murphy, K.	13/5	START	XXX	XXX	XXX	...	XXX	START	XXX	XXX	START	XXX	XXX	START	START
Murphy, T.	14/14	START	START	START	START	START	START	START	START	START	START	START	START	START	START
Nelson	1/-	XXX
Nwafor	4/-	...	XXX	XXX	XXX	XXX	...
Olson	1/-	XXX
Olugbode	14/-	XXX	XXX	XXX	XXX	XXX	XXX	XXX	XXX	XXX	XXX	XXX	XXX	XXX	XXX
Owusu	12/-	...	XXX	...	XXX	XXX	XXX	XXX	XXX	XXX	XXX	XXX	XXX	XXX	XXX
Parry	14/9	XXX	START	START	XXX	START	START	START	START	START	START	XXX	XXX	XXX	START
Peat	14/14	START	START	START	START	START	START	START	START	START	START	START	START	START	START
Pippens	4/-	XXX	XXX	XXX	...	XXX	...
Plantaric	10/1	XXX	XXX	XXX	XXX	XXX	XXX	XXX	XXX	START	XXX
Pratt	14/3	XXX	XXX	XXX	XXX	XXX	XXX	XXX	START	START	XXX	XXX	START	XXX	XXX
Rector	14/3	XXX	XXX	XXX	START	XXX	XXX	XXX	XXX	XXX	START	START	XXX	XXX	XXX
Reihner	3/-	XXX	...	XXX	...
Reynolds	14/13	START	START	START	XXX	START	START	START	START	START	START	START	START	START	START
Rhyme	14/-	XXX	XXX	XXX	XXX	XXX	XXX	XXX	XXX	XXX	XXX	XXX	XXX	XXX	XXX
Richards	14/14	START	START	START	START	START	START	START	START	START	START	START	START	START	START
Rotto	5/-	...	XXX	XXX	XXX	XXX	...	XXX	...
Salem	1/-	XXX
Sanders	12/-	XXX	XXX	XXX	XXX	XXX	XXX	XXX	XXX	XXX	XXX	XXX	XXX
Seale	12/-	XXX	XXX	XXX	XXX	XXX	XXX	XXX	XXX	XXX	...	XXX	...	XXX	XXX
Shittu	10/-	XXX	XXX	XXX	XXX	XXX	XXX	XXX	XXX	XXX	XXX	...
Shober	1/-	XXX
Shuler	8/-	XXX	...	XXX	XXX	XXX	XXX	XXX	...	XXX	XXX	...
Skov, P.	14/-	XXX	XXX	XXX	XXX	XXX	XXX	XXX	XXX	XXX	XXX	XXX	XXX	XXX	XXX
Skov, S.	14/14	START	START	START	START	START	START	START	START	START	START	START	START	START	START
Stallworth	4/-	XXX	XXX	...	XXX	XXX
Tarpley	14/14	START	START	START	START	START	START	START	START	START	START	START	START	START	START
Trojan	14/-	XXX	XXX	XXX	XXX	XXX	XXX	XXX	XXX	XXX	XXX	XXX	XXX	XXX	XXX
Ukropina	8/-	XXX	XXX	XXX	XXX	XXX	XXX	XXX	XXX	...
Vaughters	14/14	START	START	START	START	START	START	START	START	START	START	START	START	START	START
Ward	14/2	XXX	START	XXX	XXX	XXX	XXX	XXX	XXX	START	XXX	XXX	XXX	XXX	XXX
Watkins	2/-	XXX	...	XXX	...
Whitfield	14/-	XXX	XXX	XXX	XXX	XXX	XXX	XXX	XXX	XXX	XXX	XXX	XXX	XXX	XXX
Wilkerson	14/-	XXX	XXX	XXX	XXX	XXX	XXX	XXX	XXX	XXX	XXX	XXX	XXX	XXX	XXX
Wilkes	14/14	START	START	START	START	START	START	START	START	START	START	START	START	START	START
Williamson	11/-	XXX	XXX	XXX	XXX	XXX	XXX	XXX	...	XXX	XXX	XXX	XXX
Wright	12/-	XXX	XXX	XXX	XXX	XXX	...	XXX	XXX	XXX	XXX	XXX	XXX	XXX	...
Yankey	13/13	START	START	START	...	START	START	START	START	START	START	START	START	START	START
Yazdi	2/-	XXX	...	XXX	...
Young	14/-	XXX	XXX	XXX	XXX	XXX	XXX	XXX	XXX	XXX	XXX	XXX	XXX	XXX	XXX
Yules	1/-	XXX

Stanford Scoring Drives

vs. San Jose State

Qrt	Time	Play	Plays-Yards	TOP	Score
1st	10:12	Cajuste - 40 yd pass from Hogan (Williamson PAT)	6-67	2:42	SJSU 0-STAN 7
2nd	12:33	Gaffney - 16 yd run (Williamson PAT)	13-75	5:53	SJSU 3-STAN 14
	8:54	Williamson - 40 yd field goal	4-19	1:45	SJSU 3-STAN 17
3rd	10:17	Williamson - 48 yd field goal	11-44	4:43	SJSU 6-STAN 20
	5:34	Montgomery - 17 yd pass from Hogan (Williamson PAT)	9-47	4:00	SJSU 6-STAN 27
4th	11:08	Gaffney - 2 yd run (Williamson PAT)	5-52	2:37	SJSU 13-STAN 34

at Army

1st	0:32	Rector - 26 yd pass from Hogan (Williamson PAT)	6-75	2:55	STAN 7-ARMY 6
2nd	12:13	Montgomery - 46 yd pass from Hogan (Williamson PAT)	1-46	0:09	STAN 14-ARMY 6
	3:53	Williamson - 31 yd field goal	9-51	3:34	STAN 17-ARMY 6
	0:00	Williamson - 47 yd field goal	6-40	1:02	STAN 20-ARMY 13
3rd	4:05	Gaffney - 23 yd pass from Hogan (Williamson PAT)	8-57	3:31	STAN 27-ARMY 13
4th	9:59	Gaffney - 1 yd run (Williamson PAT)	5-28	2:50	STAN 34-ARMY 13

vs. Arizona State

1st	9:08	Montgomery - 17 yd pass from Hogan (Williamson PAT)	3-17	1:31	ASU 0-STAN 7
	2:21	Gaffney - 1 yd run (Williamson PAT failed)	9-90	4:38	ASU 0-STAN 13
2nd	9:10	Wilkerson - 12 yd run (Williamson PAT)	6-72	3:18	ASU 0-STAN 20
	4:49	Montgomery - 30 yd pass from Hogan (Williamson PAT)	2-37	0:44	ASU 0-STAN 27
	0:14	Team safety	--	--	ASU 0-STAN 29
3rd	3:22	Williamson - 20 yd field goal	13-68	6:50	ASU 7-STAN 32
	0:37	Gaffney - 16 yd run (Williamson PAT)	1-16	0:06	ASU 7-STAN 39
4th	0:31	Williamson - 24 yd field goal	9-40	5:44	ASU 28-STAN 42

vs. Washington State (Seattle, Wash.)

1st	10:55	Williamson - 28 yd field goal	7-61	3:59	STAN 3-WSU 0
	2:49	Cajuste - 57 yd pass from Hogan (Williamson PAT)	6-80	3:08	STAN 10-WSU 3
2nd	14:25	Cajuste - 33 yd pass from Hogan (Williamson PAT)	4-48	1:57	STAN 17-WSU 3
3rd	10:42	Richards - 30 yd interception return (Williamson PAT)	--	--	STAN 24-WSU 3
	8:45	Rector - 45 yd pass from Hogan (Williamson PAT)	2-54	0:42	STAN 31-WSU 3
	6:41	Murphy, T. - 30 yd interception return (Williamson PAT)	--	--	STAN 38-WSU 3
4th	11:40	Williamson - 27 yd field goal	10-46	4:14	STAN 41-WSU 3
	10:58	Wright - 53 yd run (Williamson PAT)	2-53	0:14	STAN 48-WSU 3
	6:29	Sanders - 22 yd run (Ukropina PAT)	4-65	1:55	STAN 55-WSU 10

vs. Washington

1st	14:48	Montgomery - 99 yd kickoff return (Williamson PAT)	--	--	UW 0-STAN 7
2nd	14:51	Williamson - 33 yd field goal	7-42	3:23	UW 0-STAN 10
	0:11	Montgomery - 39 yd pass from Hogan (Williamson PAT)	5-61	0:48	UW 7-STAN 17
3rd	9:14	Hogan - 4 yd run (Williamson PAT)	10-67	4:38	UW 14-STAN 24
	0:44	Gaffney - 11 yd run (Williamson PAT)	3-19	1:31	UW 21-STAN 31

at Utah

1st	11:36	Gaffney - 1 yd run (Williamson PAT)	7-75	3:24	STAN 7-UTAH 0
	7:21	Montgomery - 100 yd kickoff return (Williamson PAT)	--	--	STAN 14-UTAH 7
4th	9:22	Cajuste - 7 yd pass from Hogan (Williamson PAT)	5-52	0:56	STAN 21-UTAH 27

vs. UCLA

1st	1:08	Ukropina - 31 yd field goal	11-74	4:34	UCLA 0-STAN 3
3rd	7:27	Whitfield - 30 yd pass from Hogan (Ukropina PAT)	7-76	3:35	UCLA 3-STAN 10
	3:33	Gaffney - 1 yd run (Ukropina PAT)	6-60	2:47	UCLA 3-STAN 17
4th	1:42	Gaffney - 4 yd run (Ukropina PAT)	5-32	0:58	UCLA 10-STAN 24

at Oregon State

2nd	0:07	Gaffney - 4 yd run (Ukropina PAT)	6-66	0:45	STAN 7-OSU 3
3rd	14:08	Gaffney - 9 yd run (Ukropina PAT failed)	2-12	0:51	STAN 13-OSU 3
4th	12:01	Gaffney - 32 yd run (Ukropina PAT)	8-73	3:44	STAN 20-OSU 9

vs. Oregon

1st	2:36	Gaffney - 2 yd run (Williamson PAT)	12-96	5:59	ORE 0-STAN 7
2nd	11:26	Hogan - 11 yd run (Williamson PAT)	8-58	4:58	ORE 0-STAN 14
	0:00	Williamson - 19 yd field goal	20-96	8:26	ORE 0-STAN 17
3rd	12:34	Williamson - 34 yd field goal	6-21	2:17	ORE 0-STAN 20
	1:31	Williamson - 26 yd field goal	14-63	7:33	ORE 0-STAN 23
4th	11:40	Williamson - 30 yd field goal	8-46	4:27	ORE 0-STAN 26

at USC

1st	6:46	Gaffney - 35 yd run (Ukropina PAT)	5-76	1:55	STAN 7-USC 6
2nd	0:17	Ukropina - 27 yd field goal	11-49	4:55	STAN 10-USC 17
3rd	8:22	Gaffney - 18 yd run (Ukropina PAT)	10-92	4:43	STAN 17-USC 17

vs. California

1st	14:00	Montgomery - 31 yd run (Williamson PAT)	2-45	1:00	CAL 0-STAN 7
	11:30	Montgomery - 50 yd pass from Hogan (Williamson PAT)	1-50	0:13	CAL 7-STAN 14
	6:58	Montgomery - 12 yd pass from Hogan (Williamson PAT)	7-51	3:44	CAL 7-STAN 21
2nd	14:44	Montgomery - 72 yd pass from Hogan (Williamson PAT)	3-74	0:23	CAL 10-STAN 28
	8:00	Rector - 45 yd pass from Hogan (Williamson PAT)	5-79	2:32	CAL 10-STAN 35
	0:05	Montgomery - 9 yd pass from Hogan (Williamson PAT)	13-67	5:41	CAL 13-STAN 42
3rd	5:47	Gaffney - 58 yd run (Ukropina PAT)	8-93	3:29	CAL 13-STAN 49
4th	9:00	Young - 27 yd run (Ukropina PAT)	6-55	3:03	CAL 13-STAN 56
	1:51	Owusu - 14 yd pass from Crower (Ukropina PAT)	10-73	5:23	CAL 13-STAN 63

vs. Notre Dame

1st	5:52	Cajuste - 16 yd pass from Hogan (Williamson PAT)	7-75	3:13	ND 3-STAN 7
2nd	13:37	Gaffney - 1 yd run (Williamson PAT)	9-56	4:34	ND 3-STAN 14
3rd	11:01	Wilkerson - 20 yd run (Williamson PAT)	7-76	3:54	ND 6-STAN 21
	3:40	Williamson - 27 yd field goal	8-39	4:02	ND 13-STAN 24
4th	9:16	Williamson - 28 yd field goal	13-55	7:13	ND 20-STAN 27

at Arizona State (Pac-12 Championship)

1st	13:41	Gaffney - 69 yd run (Williamson PAT)	2-62	1:19	STAN 7-ASU 0
	7:30	Gaffney - 1 yd run (Williamson PAT)	8-60	4:15	STAN 14-ASU 7
2nd	14:51	Montgomery - 22 yd run (Williamson PAT)	5-89	2:18	STAN 21-ASU 7
	9:49	Gaffney - 1 yd run (Williamson PAT)	6-37	3:14	STAN 28-ASU 7
3rd	6:12	Williamson - 30 yd field goal	11-67	5:40	STAN 31-ASU 14
4th	12:11	Montgomery - 24 yd pass from Hogan (Williamson PAT)	5-99	2:58	STAN 38-ASU 14

vs. Michigan State (Rose Bowl)

1st	11:16	Gaffney 6 yd run (Williamson PAT)	7-77	3:44	STAN 7-MSU 0
	1:40	Williamson 34 yd field goal	7-69	2:41	STAN 10-MSU 0
2nd	2:07	Anderson, K. 40 yd interception return (Williamson PAT)	--	--	STAN 17-MSU 7
4th	4:15	Williamson 39 yd field goal	9-50	4:46	STAN 20-MSU 24



Opponent Scoring Drives

vs. San Jose State

Qrt	Time	Play	Plays-Yards	STOP	Score
1st	3:26	Lopez - 30 yd field goal	14-62	6:46	SJSU 3-STAN 7
2nd	3:43	Lopez - 22 yd field goal	13-70	5:11	SJSU 6-STAN 17
3rd	2:10	Grigsby - 13 yd pass from Fales (Lopez PAT)	9-65	3:24	SJSU 13-STAN 27

at Army

1st	11:47	Grochowski - 39 yd field goal	4-8	2:01	STAN 0-ARMY 3
	3:27	Grochowski - 48 yd field goal	12-38	6:11	STAN 0-ARMY 6
2nd	1:09	Dixon - 15 yd run (Grochowski PAT)	7-75	2:44	STAN 17-ARMY 13
4th	0:17	Poe - 6 yd pass from Schurr (Grochowski PAT)	11-58	3:06	STAN 34-ARMY 20

vs. Arizona State

3rd	13:18	Grice - 2 yd run (Gonzalez PAT)	6-75	1:42	ASU 7-STAN 29
4th	14:17	Coyle - 45 yd pass from Kelly (Gonzalez PAT)	5-75	1:20	ASU 14-STAN 39
	10:55	Strong - 27 yd pass from Kelly (Gonzalez PAT)	6-57	1:17	ASU 21-STAN 39
	6:18	Grice - 6 yd pass from Kelly (Gonzalez PAT)	11-67	2:42	ASU 28-STAN 39

vs. Washington State (Seattle, Wash.)

1st	6:03	Furney - 36 yd field goal	12-56	4:52	STAN 3-WSU 3
4th	8:24	Marks - 47 yd pass from Apodaca (Furney PAT)	7-71	2:28	STAN 48-WSU 10
	0:27	Galvin - 8 yd pass from Apodaca (Furney PAT)	11-77	4:02	STAN 55-WSU 17

vs. Washington

2nd	1:03	Sankey - 7 yd run (Coons PAT)	12-88	3:22	UW 7-STAN 10
3rd	14:01	Smith - 29 yd pass from Price (Coons PAT)	4-75	0:59	UW 14-STAN 17
	2:26	Sankey - 15 yd run (Coons PAT)	10-64	3:21	UW 21-STAN 24
4th	2:38	Mickens - 1 yd pass from Price (Coons PAT)	6-79	1:30	UW 28-STAN 31

at Utah

1st	7:35	Williams - 4 yd pass from Wilson (Phillips PAT)	8-75	4:01	STAN 7-UTAH 7
	0:10	Anderson - 51 yd pass from Wilson (Phillips PAT)	10-79	3:43	STAN 14 - UTAH 14
2nd	3:48	Anderson - 3 yd run (Phillips PAT)	11-99	5:05	STAN 14 - UTAH 21
3rd	2:02	Phillips - 23 yd field goal	10-47	4:18	STAN 14 - UTAH 24
4th	14:13	Phillips - 48 yd field goal	4-2	1:28	STAN 14 - UTAH 27

vs. UCLA

3rd	11:08	Fairbairn - 38 yd field goal	12-54	3:52	UCLA 3-STAN 3
4th	14:56	Evans - 3 yd pass from Hundley (Fairbairn PAT)	11-75	3:37	UCLA 10-STAN 17

at Oregon State

2nd	12:48	Romaine - 50 yd field goal	8-6	4:25	STAN 0-OSU 3
3rd	0:46	Cooks - 8 yd pass from Mannion (Romaine PAT blocked)	12-90	6:01	STAN 13-OSU 9
4th	3:00	Romaine - 39 yd field goal	4--2	1:20	STAN 20-OSU 12

vs. Oregon

4th	10:11	Hawkins - 23 yd pass from Mariota (Wogan PAT)	5-60	1:21	ORE 7-STAN 26
	5:08	Hardrick - 65 yd blocked FG return	--	--	ORE 13-STAN 26
	2:12	Brown - 12 yd pass from Mariota (Wogan PAT)	10-57	2:51	ORE 20-STAN 26

at USC

1st	8:47	Vainuku - 1 yd pass from Kessler (Heidari PAT failed)	9-63	4:15	STAN 0-USC 6
	2:34	Allen - 1 yd run (Lee pass from Kessler)	8-76	4:07	STAN 7-USC 14
2nd	9:05	Heidari - 23 yd field goal	7-74	3:11	STAN 7-USC 17
4th	0:19	Heidari - 47 yd field goal	10-27	2:43	STAN 17-USC 20

vs. California

1st	11:43	Harris - 15 yd pass from Goff (D'Amato PAT)	6-80	2:11	CAL 7-STAN 7
	0:10	D'Amato - 29 yd field goal	11-83	4:19	CAL 10-STAN 21
2nd	5:48	D'Amato - 47 yd field goal	6-46	2:06	CAL 13-STAN 35

vs. Notre Dame

1st	9:05	Brindza - 21 yd field goal	12-65	5:55	ND 3-STAN 0
	2:07	Brindza - 27 yd field goal	9-44	3:31	ND 6-STAN 14
3rd	7:51	Jones - 4 yd pass from Rees (Brindza PAT)	7-61	3:01	ND 13-STAN 21
	1:37	Daniels - 14 yd pass from Rees (Brindza PAT)	8-75	1:57	ND 20-STAN 24

at Arizona State (Pac-12 Championship)

1st	11:54	Foster - 51 yd run (Gonzalez PAT)	5-74	1:32	STAN 7-ASU 7
2nd	3:52	Foster - 65 yd pass from Kelly (Gonzalez PAT)	1-65	0:14	STAN 28-ASU 14

vs. Michigan State (Rose Bowl)

2nd	10:45	Langford 2 yd run (Geiger PAT)	13-75	5:55	STAN 10-MSU 7
	0:28	Pendelton 2 yd pass from Cook (Geiger PAT)	7-75	1:39	STAN 17-MSU 14
3rd	12:56	Geigher 31 yd field goal	6-61	2:04	STAN 17-MSU 17
4th	13:22	Lippett 25 yd pass from Cook (Geiger PAT)	3-27	1:28	STAN 17-MSU 24





STANFORD FOOTBALL

2013 YEAR IN REVIEW

Game Highs

Individual (Stanford)		
Rushes	45	Gaffney vs Oregon (Nov 07, 2013)
Yards Rushing	189	Gaffney vs Notre Dame (Nov 30, 2013)
TD Rushes	3	Gaffney at Oregon State (Oct 26, 2013)
		Gaffney at Arizona State (Dec 07, 2013)
Long Rush	69	Gaffney at Arizona State (Dec 07, 2013)
Pass attempts	27	Hogan vs San Jose State (Sep 07, 2013)
		Hogan at Utah (Oct 12, 2013)
Pass completions	18	Hogan vs UCLA (Oct 19, 2013)
Yards Passing	329	Hogan vs California (Nov 23, 2013)
TD Passes	5	Hogan vs California (Nov 23, 2013)
Long Pass	78	Hogan at Arizona State (Dec 07, 2013)
Receptions	8	Montgomery at Utah (Oct 12, 2013)
Yards Receiving	160	Montgomery vs California (Nov 23, 2013)
TD Receptions	4	Montgomery vs California (Nov 23, 2013)
Long Reception	78	Cajuste at Arizona State (Dec 07, 2013)
Field Goals	4	Williamson vs Oregon (Nov 07, 2013)
Long Field Goal	48	Williamson vs San Jose State (Sep 07, 2013)
Punts	7	Rhyne at Oregon State (Oct 26, 2013)
Punting Avg	49.8	Rhyne vs Michigan State (Jan 01, 2014)
Long Punt	60	Rhyne vs Michigan State (Jan 01, 2014)
Punts inside 20	3	Rhyne at Washington State (Sep 28, 2013)
		Rhyne at Utah (Oct 12, 2013)
Long Punt Return	29	Sanders vs Washington (Oct 05, 2013)
Long Kickoff Return	100	Montgomery at Utah (Oct 12, 2013)
Tackles	15	Skov, S. vs Washington (Oct 05, 2013)
Sacks	2.5	Murphy, T. at Oregon State (Oct 26, 2013)
Tackles For Loss	4.0	Murphy, T. at USC (Nov 16, 2013)
Interceptions	2	Richards vs UCLA (Oct 19, 2013)
		Lyons vs Notre Dame (Nov 30, 2013)

Team (Stanford)		
Rushes	66	vs Oregon (Nov 07, 2013)
Yards Rushing	274	vs Oregon (Nov 07, 2013)
Yards Per Rush	6.0	at USC (Nov 16, 2013)
TD Rushes	4	at Arizona State (Dec 07, 2013)
Pass attempts	35	vs California (Nov 23, 2013)
Pass completions	24	vs California (Nov 23, 2013)
Yards Passing	417	vs California (Nov 23, 2013)
Yards Per Pass	15.4	at Arizona State (Dec 07, 2013)
TD Passes	6	vs California (Nov 23, 2013)
Total Plays	79	vs Oregon (Nov 07, 2013)
Total Offense	603	vs California (Nov 23, 2013)
Yards Per Play	8.6	vs California (Nov 23, 2013)
Points	63	vs California (Nov 23, 2013)
Sacks By	8	at Oregon State (Oct 26, 2013)
First Downs	26	vs Oregon (Nov 07, 2013)
Penalties	9	at Washington State (Sep 28, 2013)
Penalty Yards	70	at USC (Nov 16, 2013)
		at Arizona State (Dec 07, 2013)
Turnovers	3	at USC (Nov 16, 2013)
Interceptions By	2	multiple
Punts	7	at Oregon State (Oct 26, 2013)
Punting Avg	49.8	vs Michigan State (Jan 01, 2014)
Long Punt	60	vs Michigan State (Jan 01, 2014)
Punts inside 20	3	at Washington State (Sep 28, 2013)
		at Utah (Oct 12, 2013)
Long Punt Return	29	vs Washington (Oct 05, 2013)

Individual (Opponents)		
Rushes	27	Sankey, Bishop vs Washington (Oct 05, 2013)
Yards Rushing	125	Sankey, Bishop vs Washington (Oct 05, 2013)
TD Rushes	2	Sankey, Bishop vs Washington (Oct 05, 2013)
Long Rush	51	Foster, D.J. at Arizona State (Dec 07, 2013)
Pass attempts	57	Mannion, Sean at Oregon State (Oct 26, 2013)
Pass completions	41	Mannion, Sean at Oregon State (Oct 26, 2013)
Yards Passing	367	Kelly, Taylor vs Arizona State (Sep 21, 2013)
TD Passes	3	Kelly, Taylor vs Arizona State (Sep 21, 2013)
Long Pass	65	Kelly, Taylor at Arizona State (Dec 07, 2013)
Receptions	12	Strong, Jaelen vs Arizona State (Sep 21, 2013)
Yards Receiving	168	Strong, Jaelen vs Arizona State (Sep 21, 2013)
TD Receptions	1	multiple
Long Reception	65	Foster, D.J. at Arizona State (Dec 07, 2013)
Field Goals	2	multiple
Long Field Goal	50	Romaine, Trevor at Oregon State (Oct 26, 2013)
Punts	7	multiple
Punting Avg	49.0	Haack, Matt at Arizona State (Dec 07, 2013)
Long Punt	59	Covington, Sean vs UCLA (Oct 19, 2013)
Punts inside 20	3	multiple
Long Punt Return	41	Cooks, Brandin at Oregon State (Oct 26, 2013)
Long Kickoff Return	37	Atkinson III, George vs Notre Dame (Nov 30, 2013)
Tackles	19	Goforth, Randal vs UCLA (Oct 19, 2013)
Sacks	2.0	Orchard, Nate at Utah (Oct 12, 2013)
Tackles For Loss	4.0	Young, Chris at Arizona State (Dec 07, 2013)
Interceptions	1	multiple

Team (Opponents)		
Rushes	61	at Army (Sep 14, 2013)
Yards Rushing	284	at Army (Sep 14, 2013)
Yards Per Rush	4.7	at Army (Sep 14, 2013)
TD Rushes	2	vs Washington (Oct 05, 2013)
Pass attempts	65	at Washington State (Sep 28, 2013)
Pass completions	41	at Oregon State (Oct 26, 2013)
Yards Passing	367	vs Arizona State (Sep 21, 2013)
Yards Per Pass	9.2	vs Michigan State (Jan 01, 2014)
TD Passes	3	vs Arizona State (Sep 21, 2013)
Total Plays	88	vs Washington (Oct 05, 2013)
Total Offense	489	vs Washington (Oct 05, 2013)
Yards Per Play	5.8	vs California (Nov 23, 2013)
Points	28	vs Arizona State (Sep 21, 2013)
		vs Washington (Oct 05, 2013)
Sacks By	4	at Arizona State (Dec 07, 2013)
First Downs	30	vs Washington (Oct 05, 2013)
Penalties	10	vs Washington (Oct 05, 2013)
		vs Oregon (Nov 07, 2013)
Penalty Yards	89	vs Washington (Oct 05, 2013)
Turnovers	2	multiple
Interceptions By	2	at USC (Nov 16, 2013)
		vs Notre Dame (Nov 30, 2013)
Punts	7	multiple
Punting Avg	46.3	vs UCLA (Oct 19, 2013)
Long Punt	59	vs UCLA (Oct 19, 2013)
Punts inside 20	3	multiple
Long Punt Return	41	at Oregon State (Oct 26, 2013)



2013 Pac-12 Standings

North	Conference		Overall		South	Conference		Overall	
	W-L	Pct.	W-L	Pct.		W-L	Pct.	W-L	Pct.
Stanford	7-2	.778	11-3	.785	Arizona State	8-1	.889	10-4	.714
Oregon	7-2	.778	11-2	.846	UCLA	6-3	.667	10-3	.762
Washington	5-4	.556	9-4	.692	USC	6-3	.667	10-4	.714
Oregon State	4-5	.444	7-6	.534	Arizona	4-5	.444	8-5	.615
Washington State	4-5	.444	6-7	.461	Utah	2-7	.222	5-7	.417
California	0-9	.000	1-11	.083	Colorado	1-8	.111	4-8	.333

2013 Stanford Accolades

Usua Amanam • 5th • NB

- Pac-12 All-Academic honorable mention

Jackson Cummings • Sr. • RB

- Pac-12 All-Academic honorable mention

Kevin Danser • 5th • RG

- Outland Trophy watch list
- Phil Steele preseason All-Pac-12 second team
- Athlon Sports preseason All-Pac-12 second team
- Phil Steele All-Pac-12 third team
- All-Pac-12 honorable mention
- Pac-12 all-academic second team

Davis Dudchock • Sr. • TE

- Pac-12 All-Academic honorable mention

John Flacco • Sr. • SS

- Pac-12 All-Academic second team

Cameron Fleming • Sr. • RT

- All-Pac-12 second team
- Sporting News All-Pac-12
- Athlon Sports All-Pac-12 second team
- Phil Steele All-Pac-12 first team
- Outland Trophy watch list
- Earl Campbell Tyler Rose Award watch list
- Phil Steele preseason All-Pac-12 first team
- Lindy's preseason All-Pac-12 first team
- Athlon Sports preseason All-Pac-12 second team

Tyler Gaffney • Sr. • RB

- USA Today All-America second team
- SI.com All-America honorable mention
- CBSSports.com All-America third team
- Phil Steele All-America fourth team
- Athlon Sports All-America third team
- Athlon Sports All-Pac-12 first team
- Pac-12 Football Championship Game MVP
- All-Pac-12 second team
- Phil Steele All-Pac-12 second team
- Stanford's Team MVP (Irving S. Zeimer Memorial Award)
- Doak Walker Award semifinalist

Ben Gardner • 5th • DE

- All-Pac-12 first team
- Sporting News All-Pac-12
- Phil Steele All-Pac-12 third team
- Bednarik Award watch list
- Bronko Nagurski Award watch list
- Rotary Lombardi Award watch list



Ty Montgomery




Trent Murphy



Ben Rhyne



Jordan Richards



David Yankey

- Phil Steele preseason All-Pac-12 first team
- Athlon preseason All-Pac-12 first team
- Lindy's preseason All-Pac-12 second team

Henry Anderson • Sr. • DE

- Lott IMPACT Award watch list
- Phil Steele preseason All-Pac-12 second team
- Athlon Sports preseason All-Pac-12 third team
- Preseason All-Pac-12 first team by Lindy's
- All-Pac-12 honorable mention
- Pac-12 All-Academic first team

Alex Carter • So. • CB

- All-Pac-12 honorable mention
- Phil Steele preseason All-Pac-12 second team
- Athlon Sports preseason All-Pac-12 third team

Joe Hemschoot • Sr. • ILB

- All-Pac-12 second team (special teams)

Kevin Hogan • Jr. • QB

- Maxwell Award watch list
- Davey O'Brien Award watch list
- Phil Steele preseason All-Pac-12 third team
- Lindy's preseason All-Pac-12 third team

Dallas Lloyd • So. • QB

- Pac-12 All-Academic honorable mention

Blake Lueders • Sr. • OLB/DE

- Pac-12 All-Academic honorable mention

Blake Martinez • So. • ILB

- Pac-12 All-Academic honorable mention

Josh Mauro • 5th • DE

- Bednarik Award watch list
- Ted Hendricks Award midseason watch list
- All-Pac-12 honorable mention

Reed Miller • So. • LS

- Pac-12 All-Academic honorable mention

Ty Montgomery • Jr. • WR/KR

- Consensus All-American
- Walter Camp All-America first team (kick returner)
- AFCA All-America first team (kick returner)
- FWAA All-America first team (kick returner)
- Sporting News All-America first team (kick returner)
- Associated Press All-America second team (all-purpose)
- USA Today All-America first team (kick returner)
- SI.com All-America first team (kick returner)
- CBSSports.com All-America first team (kick returner)
- CBSSports.com All-America third team (all-purpose)
- Phil Steele All-America second team (kick returner)
- Athlon Sports All-America first team (kick returner)
- Athlon Sports All-Pac-12 first team (kick returner)
- Athlon Sports All-Pac-12 second team (wide receiver)
- ESPN.com All-Pac-12 (kick returner)
- Sporting News All-Pac-12 (kick returner)
- All-Pac-12 first team (kick returner)
- All-Pac-12 second team (wide receiver)
- Phil Steele All-Pac-12 second team (wide receiver)
- Phil Steele All-Pac-12 first team (kick returner)
- Biletnikoff Award watch list
- Maxwell Award watch list
- Earl Campbell Tyler Rose Award watch list
- Preseason All-Pac-12 third team by Lindy's
- Preseason All-Pac-12 fourth team by Phil Steele
- Pac-12 Special Teams Player of the Week (Oct. 7)

2013 Stanford Accolades

Trent Murphy • 5th • OLB

- Consensus All-American
- Walter Camp All-America first team
- AFCA All-America first team
- FWAA All-America first team
- Sporting News All-America first team
- Associated Press All-America second team
- CBSSports.com All-America second team
- SI.com All-America first team
- ESPN.com All-America first team
- USA Today All-America second team
- Athlon Sports All-America second team
- Phil Steele All-America first team
- Sporting News All-Pac-12
- All-Pac-12 first team
- Athlon Sports All-Pac-12 first team
- ESPN.com All-Pac-12
- Phil Steele All-Pac-12 first team
- Bednarik Award watch list
- Bednarik Award semifinalist
- Bronko Nagurski Award watch list
- Butkus Award watch list
- Rotary Lombardi Award watch list
- Rotary Lombardi Award semifinalist
- SI.com preseason All-America second team
- Phil Steele preseason All-America second team
- Athlon Sports preseason All-America second team
- Phil Steele preseason All-Pac-12
- Athlon Sports preseason All-Pac-12
- Lindy's preseason All-Pac-12
- Pac-12 Defensive Player of the Week (Oct. 7)
- Pac-12 Defensive Player of the Week (Oct. 28)

David Parry • Sr. • NT

- Burlsworth Trophy candidate
- Pac-12 All-Academic second team

Andrus Peat • So. • LT

- SI.com All-America honorable mention
- Athlon Sports All-Pac-12 first team
- Phil Steele All-Pac-12 second team
- All-Pac-12 second team

Jordan Pratt • Jr. • WR

- Pac-12 All-Academic first team

Ben Rhyne • Sr. • P

- Pac-12 Football Scholar-Athlete of the Year
- All-Pac-12 honorable mention
- Pac-12 All-Academic first team
- Ray Guy Award candidate

Ed Reynolds • Sr. • FS

- FWAA All-America second team
- CBSSports.com All-America first team
- SI.com All-America honorable mention
- Phil Steele All-America second team
- Athlon Sports All-America first team
- Athlon Sports All-Pac-12 first team
- Sporting News All-Pac-12
- Phil Steele All-Pac-12 first team
- All-Pac-12 first team
- Pac-12 All-Academic second team
- Bronko Nagurski Award watch list

- Jim Thorpe Award watch list
- Lott IMPACT Award watch list
- Walter Camp All-America first team
- Lott IMPACT Award semifinalist
- Preseason All-America by SI.com
- Preseason All-America by CBSSports.com
- Preseason All-America by Phil Steele
- Preseason All-America by Athlon Sports
- Preseason All-Pac-12 by Phil Steele, Athlon Sports and Lindy's
- Lott Trophy IMPACT Player of the Week (Sept. 9)

Michael Rector • So. • WR

- FWAA All-America second team

Jordan Richards • Jr. • SS

- Capital One Academic All-America second team
- All-Pac-12 honorable mention
- Pac-12 All-Academic first team
- Phil Steele All-Pac-12 second team
- Jim Thorpe Award watch list
- Preseason All-America fourth team by Phil Steele
- Preseason All-Pac-12 by Phil Steele
- Preseason All-Pac-12 by Athlon Sports
- Preseason All-Pac-12 third team by Lindy's

Aziz Shittu • So. • DT

- Pac-12 All-Academic honorable mention

Patrick Skov • Jr. • FB

- Pac-12 All-Academic first team

Shayne Skov • 5th • ILB

- FWAA All-America second team
- Associated Press All-America third team
- SI.com All-America second team
- CBSSports.com All-America third team
- Phil Steele All-America second team
- Athlon Sports All-America third team
- Athlon Sports All-Pac-12 first team
- Athlon Sports Pac-12 Defensive Player of the Year
- ESPN.com All-Pac-12
- All-Pac-12 first team
- Phil Steele All-Pac-12 first team
- Bednarik Award watch list
- Nagurski Award watch list
- Butkus Award finalist
- Butkus Award semifinalist
- Rotary Lombardi Award watch list
- Senior Bowl watch list
- SI.com preseason All-America second team
- Athlon Sports preseason All-America second team
- Phil Steele preseason All-America second team
- Sporting News preseason All-America team
- Athlon Sports preseason All-Pac-12
- Phil Steele preseason All-Pac-12
- Lindy's preseason All-Pac-12
- ESPN.com preseason 16th-best Pac-12 player
- Bronko Nagurski National Defensive Player of the Week (Nov. 12)
- Pac-12 Defensive Player of the Week (Nov. 11)

A.J. Tarpley • Sr. • ILB

- All-Pac-12 honorable mention
- Preseason All-Pac-12 third team by Phil Steele
- Phil Steele All-Pac-12 third team

Jeff Trojan • Sr. • WR

- Pac-12 All-Academic honorable mention

Lee Ward • Sr. • FB

- Pac-12 All-Academic honorable mention

Kodi Whitfield • So. • WR

- Pac-12 All-Academic honorable mention

Jordan Williamson • Sr. • K

- Pac-12 All-Academic honorable mention
- Preseason All-Pac-12 third team by Lindy's

Khalil Wilkes • 5th • C

- All-Pac-12 second team
- Phil Steele All-Pac-12 third team

Anthony Wilkerson • Sr. • RB

- Preseason All-Pac-12 fourth team by Phil Steele
- Preseason All-Pac-12 second team by Athlon Sports

David Yankey • Sr. • LG

- Unanimous All-American
- Walter Camp All-America first team
- AFCA All-America first team
- FWAA All-America first team
- Sporting News All-America first team
- Associated Press All-America first team
- USA Today All-America first team
- SI.com All-America first team
- CBSSports.com All-America first team
- ESPN.com All-America first team
- Phil Steele All-America first team
- Athlon Sports All-America first team
- Athlon Sports All-Pac-12 first team
- ESPN.com All-Pac-12
- Sporting News All-Pac-12
- All-Pac-12 first team
- Phil Steele All-Pac-12 first team
- Pac-12 All-Academic honorable mention
- Maxwell Award watch list
- Outland Trophy watch list
- Outland Trophy semifinalist
- Lombardi Award watch list
- Lombardi Award semifinalist
- ESPN.com preseason All-America
- CBSSports.com preseason All-America
- SI.com preseason All-America
- Phil Steele preseason All-America
- Athlon Sports preseason All-America
- Phil Steele preseason All-Pac-12
- Athlon Sports preseason All-Pac-12
- Lindy's preseason All-Pac-12
- ESPN.com Midseason All-America (Oct. 15)

Stanford

- Tostitos Fiesta Bowl National Team of the Week (Sept. 15)
- AFCA Academic Achievement Award



#5/4 Stanford 34, San Jose State 13 September 7, 2013 • Stanford, Calif.

Score by Quarters	1	2	3	4	Score
San Jose State (1-1)	3	3	7	0	13
Stanford (1-0)	7	10	10	7	34

Scoring Summary

Qtr	Time	Team	Scoring Play	Plays-Yards	TOP	Score
1st	10:12	STAN	Cajuste - 40 yd pass from Hogan (Williamson PAT)	6-67	2:42	SJSU 0-STAN 7
	3:26	SJSU	Lopez - 30 yd field goal	14-62	6:46	SJSU 3-STAN 7
2nd	12:33	STAN	Gaffney - 16 yd run (Williamson PAT)	13-75	5:53	SJSU 3-STAN 14
	8:54	STAN	Williamson - 40 yd field goal	4-19	1:45	SJSU 3-STAN 17
	3:43	SJSU	Lopez - 22 yd field goal	13-70	5:11	SJSU 6-STAN 17
3rd	10:17	STAN	Williamson - 48 yd field goal	11-44	4:43	SJSU 6-STAN 20
	5:34	STAN	Montgomery - 17 yd pass from Hogan (Williamson PAT)	9-47	4:00	SJSU 6-STAN 27
	2:10	SJSU	Grigsby - 13 yd pass from Fales (Lopez PAT)	9-65	3:24	SJSU 13-STAN 27
4th	11:08	STAN	Gaffney - 2 yd run (Williamson PAT)	5-52	2:37	SJSU 13-STAN 34

Statistical Summary

	SJSU	STAN
FIRST DOWNS	22	25
RUSHES-YARDS (NET)	23-35	41-197
PASSING YDS (NET)	216	207
Passes Att-Comp-Int.	44-29-1	27-17-0
TOTAL OFFENSE PLAYS-YARDS	67-251	68-404
Fumble Returns-Yards	0-0	0-0
Punt Returns-Yards	0-0	0-0
Kickoff Returns-Yards	3-57	1-36
Interception Returns-Yards	0-0	1-0
Punts (Number-Avg)	3-34.3	0-0.0
Fumbles-Lost	0-0	1-1
Penalties-Yards	6-57	2-25
Possession Time	27:51	32:09
Third-Down Conversions	3 of 12	12 of 15
Fourth-Down Conversions	3 of 4	0 of 0
Red-Zone Scores-Chances	3-4	3-3
Sacks By: Number-Yards	0-0	4-39

RUSHING

San Jose State - SIMPSON, Jason 11-43; CRAWLEY, Tim 4-18; BURKE, Osirius 1-2; JURICH, Blake 1-0; FALES, David 6-minus 28.
Stanford - Gaffney, Tyler 20-104; Wilkerson, Anthony 9-65; Hogan, Kevin 3-17; Wright, Remound 2-9; Montgomery, Ty 1-4; Sanders, Barry 1-2; Lloyd, Dallas 2-2; Young, Kelsey 1-minus 2; Team 2-minus 4.

PASSING

San Jose State - FALES, David 29-43-1-216; JURICH, Blake 0-1-0-0.
Stanford - Hogan, Kevin 17-27-0-207.

RECEIVING

San Jose State - CARR, Jabari 8-36; GRIGSBY, Noel 6-55; JONES, Chandler 5-43; NUNN, Kyle 3-22; FREEMAN, Billy 2-30; SIMPSON, Jason 2-16; CRAWLEY, Tim 2-7; SMITH, Shane 1-7.
Stanford - Montgomery, Ty 4-81; Cajuste, Devon 3-62; Gaffney, Tyler 2-20; Whitfield, Kodi 2-14; Wilkerson, Anthony 2-14; Kaumatule, Luke 1-5; Trojan, Jeff 1-4; Hopkins, Charlie 1-4; Hewitt, Ryan 1-3.

INTERCEPTIONS

San Jose State - None.
Stanford - Reynolds, Ed 1-0.

FUMBLES

San Jose State - None.
Stanford - Lloyd, Dallas 1-1.

SACKS (UA-A)

San Jose State - None.
Stanford - Murphy, Trent 2-0; Anderson, Henry 0-1; Gardner, Ben 0-1; Mauro, Josh 1-0.

TACKLES (UA-A)

San Jose State - SMITH, Keith 5-7; CONNETTE, Simon 6-3; TAGO, Christian 4-5; BENWIKERE, Bene 4-2; PRUITT, Jimmy 3-3; HIGHTOWER, Forr 2-2; RACITI, Travis 2-1; OGBURN, Jr., Da 2-1; TAYLOR, Eugene 1-2; LARCEVAL, Antho 2-0; BACON, Sean 2-0; SAUCEDO, Moses 1-1; POPOVICH, Tony 1-1; LINTON, Sean 1-1; WAID, Harrison 1-0; VAE, Foloi 0-1.
Stanford - Reynolds, Ed 9-3; Skov, Shayne 3-6; Carter, Alex 5-2; Lyons, Wayne 3-4; Richards, Jordan 3-3; Tarpley, A.J. 4-1; Parry, David 2-1; Mauro, Josh 1-2; Lueders, Blake 2-0; Murphy, Trent 2-0; Lancaster, Jarek 1-1; Gardner, Ben 0-2; Anderson, Henry 0-2; Browning, Barry 1-0; Carrington, Devon 1-0; Anderson, Kevin 0-1.

Stanford Wins Opener



STANFORD, Calif. - Tyler Gaffney ran for 104 yards and two touchdowns in his first game back after playing baseball in the minors last year, leading the fifth-ranked Cardinal past gritty San Jose State, 34-13.

With school rushing leader Stepan Taylor in the NFL now, Gaffney made sure the ground game kept going strong. Stanford scored on its first three possessions, racked up 197 yards rushing and never punted.

Kevin Hogan threw for 207 yards and two touchdowns for the Cardinal in front of an announced sellout crowd of 50,424 -- the largest since 50,425 showed up for Southern California in 2008.

The Cardinal's relentless rush sacked prolific passer David Fales four times, held the Spartans to 35 yards rushing and never lost its physical prowess. Fales was forced to throw mostly short and intermediate passes, completing 29 of 43 for 216 yards and a touchdown with one interception.

San Jose State converted just 3 of 12 on third downs.

With almost every starter back from the Pac-12's top defense, most of the questions for Stanford revolved around all new starters at the offensive skill positions: running back, wide receiver and tight end.

Some of those answers started to come into focus.

Gaffney, who played center field for the Class-A State College Spikes in the Pittsburgh Pirates' organization last year, carried the ball 20 times and looked like he never lost a step.

He bounced off a defender and sprinted to the corner pylon to complete a 16-yard touchdown run in the second quarter. In the fourth, he plowed through the line for a 2-yard score to put Stanford up 34-13.

Devon Cajuste doubled his career catch total with a pair of receptions on Stanford's opening drive, including springing free down the middle and barreling through a defender for a 40-yard touchdown. He finished with three catches for 60 yards.

Ty Montgomery, saddled most of his sophomore year with a partially torn ligament in his knee, finished with four catches for 81 yards and a physical touchdown: colliding with Jimmy Pruitt -- popping the cornerback's helmet off -- at the end of his 17-yard score in the third quarter for his first touchdown since the 2012 Fiesta Bowl.

The Cardinal controlled the flow from start to finish, something they failed to do while squeaking out a 20-17 victory over the Spartans in last season's opener when they underestimated their opponent. San Jose State won a school-record tying 11 games last year, earning the first national ranking since 1975 and the sixth bowl victory in the program's history.

Fales, who led the nation with a 72.5 percent completion percentage last season, was his usual efficient self -- making some "Sunday throws," as David Shaw put it -- but his receivers struggled to get open deep as San Jose State's eight-game winning streak ended.

Fales found Noel Grigsby for a 13-yard touchdown that sliced Stanford's lead to 27-13 late in the third quarter.

He directed drives inside Stanford's 20 twice in the first half that stalled. Austin Lopez kicked field goals of 30 and 22 yards to slice Stanford's lead to 17-6 at the half.

The one major mistake Stanford made, its defense quickly corrected.

Backup quarterback Dallas Lloyd lost the ball on a play-action keeper at San Jose State's 33. Four plays later, Ed Reynolds intercepted a pass from Fales -- just as he did in the fourth quarter last season -- to give Stanford its 25th straight game with at least one takeaway, the longest active streak in the Football Bowl Subdivision.

Even still, allowing 251 total yards still had some Stanford players steaming.

Jordan Williamson also made field goals of 48 and 40 yards for Stanford. He missed wide left from 52 yards.



#5/4 Stanford 34, Army 20 September 14, 2013 • West Point, N.Y.

Score by Quarters	1	2	3	4	Score
Stanford (2-0)	7	13	7	7	34
Army (1-2)	6	7	0	7	20

Scoring Summary

Qtr	Time	Team	Scoring Play	Plays-Yards	TOP	Score
1st	11:47	ARMY	Grochowski - 39 yd field goal	4-8	2:01	STAN 0-ARMY 3
	3:27	ARMY	Grochowski - 48 yd field goal	12-38	6:11	STAN 0-ARMY 6
	0:32	STAN	Rector - 26 yd pass from Hogan (Williamson PAT)	6-75	2:55	STAN 7-ARMY 6
2nd	12:13	STAN	Montgomery - 46 yd pass from Hogan (Williamson PAT)	1-46	0:09	STAN 14-ARMY 6
	3:53	STAN	Williamson - 31 yd field goal	9-51	3:34	STAN 17-ARMY 6
	1:09	ARMY	Dixon - 15 yd run (Grochowski PAT)	7-75	2:44	STAN 17-ARMY 13
	0:00	STAN	Williamson - 47 yd field goal	6-40	1:02	STAN 20-ARMY 13
3rd	4:05	STAN	Gaffney - 23 yd pass from Hogan (Williamson PAT)	8-57	3:31	STAN 27-ARMY 13
4th	9:59	STAN	Gaffney - 1 yd run (Williamson PAT)	5-28	2:50	STAN 34-ARMY 13
	0:17	ARMY	Poe - 6 yd pass from Schurr (Grochowski PAT)	11-58	3:06	STAN 34-ARMY 20

Statistical Summary

	STAN	ARMY
FIRST DOWNS	17	18
RUSHES-YARDS (NET)	34-203	61-284
PASSING YDS (NET)	205	49
Passes Att-Comp-Int	22-13-1	10-6-0
TOTAL OFFENSE PLAYS-YARDS	56-408	71-333
Fumble Returns-Yards	0-0	0-0
Punt Returns-Yards	1-25	1-10
Kickoff Returns-Yards	3-73	2-27
Interception Returns-Yards	0-0	1-0
Punts (Number-Avg)	2-48.5	4-31.5
Fumbles-Lost	2-1	2-1
Penalties-Yards	1-15	2-15
Possession Time	26:02	33:58
Third-Down Conversions	6 of 11	6 of 16
Fourth-Down Conversions	0 of 1	1 of 3
Red-Zone Scores-Chances	3-3	2-2
Sacks By: Number-Yards	0-0	2-8

RUSHING

Stanford-Gaffney, Tyler 20-132; Montgomery, Ty 2-30; Hogan, Kevin 4-15; Wilkerson, Anthony 4-11; Lloyd, Dallas 1-7; Seale, Ricky 1-6; Young, Kelsey 1-2; Wright, Remound 1-0.
 Army-Baggett, Terry 9-96; Santiago, Angel 17-54; Dixon, Larry 6-22; Maples, Raymond 6-21; Schurr, A.J. 6-18; Fraser, Stephen 5-17; Turrentine, T. 2-15; Giovannelli, T. 4-15; Tippett, Hayden 3-14; Scott, Lawrence 3-12.

PASSING

Stanford-Hogan, Kevin 11-18-1-188; Crower, Evan 2-3-0-17; Team 0-1-0-0.
 Army-Schurr, A.J. 4-5-0-25; Santiago, Angel 2-5-0-24.

RECEIVING

Stanford-Montgomery, Ty 6-130; Whitfield, Kodi 3-20; Rector, Michael 1-26; Gaffney, Tyler 1-23; Trojan, Jeff 1-7; Young, Kelsey 1-minus 1.
 Army-Stephens, A. 2-10; Baggett, Terry 1-16; Williams, Scott 1-9; Lawrence, C. 1-8; Poe, Edgar 1-6.

INTERCEPTIONS

Stanford-None.
 Army-Jenkins, Josh 1-0.

FUMBLES

Stanford-Hogan, Kevin 2-1.
 Army-Santiago, Angel 1-1; Fraser, Stephen 1-0.

SACKS (UA-A)

Stanford-None.
 Army-Mendenhall, D. 1-0; Ugenyi, Mike 1-0.

TACKLES (UA-A)

Stanford-Mauro, Josh 6-1; Vaughters, James 4-3; Tarpley, A.J. 5-1; Skov, Shayne 3-3; Murphy, Trent 3-3; Lyons, Wayne 5-0; Reynolds, Ed 4-1; Richards, Jordan 3-1; Parry, David 2-2; Gardner, Ben 1-3; Carrington, Devon 1-3; Lueders, Blake 3-0; Davis, Noor 1-2; Anderson, Kevin 1-2; Carter, Alex 2-0; Hoffpauir, Zach 1-1; Browning, Barry 1-1; Shittu, Aziz 1-1; Lancaster, Jarek 1-0; Olugbode, Kyle 1-0.
 Army-Carnegie, Chris 6-2; Holloway, T. 3-5; Holloway, J. 6-0; Bacon, Geoffrey 3-3; Ugenyi, Mike 3-2; Mackey, Jarrett 1-4; Jenkins, Josh 3-0; Poling, Marcus 2-0; Tolbert, S. 2-0; Glover, Richard 1-1; Mendenhall, D. 1-1; Kough, Robert 1-1; Hudson, Malcolm 0-2; Nesbit, Reggie 1-0; Zalneraitis, H. 1-0; Maxwell, Kyle 1-0; Trimble, Justin 0-1.

Cardinal Knocks Off Army



WEST POINT, N.Y. - When fifth-ranked Stanford went to the locker room at halftime leading Army by only seven points, head coach David Shaw realized he needn't worry.

Played to a near standstill the first two quarters by a 30-point underdog, the Cardinal regrouped in the second half and beat the Black Knights 34-20. Kevin Hogan threw for three touchdowns and Tyler Gaffney had two touchdowns and 132 yards rushing for the Cardinal.

Still, Stanford had its hands full against Army's triple-option offense, falling behind 6-0 at the outset as the much smaller Black Knights challenged at every turn.

Hogan's 23-yard touchdown pass to Gaffney after an Army turnover gave Stanford a 27-13 lead late in the third quarter and the Cardinal averted an embarrassing moment. Army has not defeated a ranked team since a 17-14 win over No. 15 Air Force on Nov. 4, 1972.

Ty Montgomery had six catches for 130 yards and one score, while Hogan was 11 of 18 for 188 yards passing for Stanford.

Terry Baggett led Army with 96 yards rushing on nine carries.

Done in by three turnovers and eight penalties in a 40-14 at Ball State, Army needed to play a flawless game against the Cardinal to have a fighting chance and acquitted itself well. The Black Knights forced the lone turnover of the first half as neither team was penalized before the break.

The most critical play came in the third quarter. Trailing 20-13 and poised to tie the game, Army quarterback Angel Santiago botched a third-down handoff after the Black Knights had driven into Stanford territory, and James Vaughters recovered the fumble for the Cardinal. Montgomery's 27-yard catch on a third-and-7 play set up Gaffney's touchdown catch.

Army failed on a fourth-and-1 play early in the fourth quarter inside its own 30 and the Cardinal secured the victory on Gaffney's 1-yard run.

Stanford's rushing defense has posted the best numbers in school history the past two seasons, allowing 84.4 yards per game in 2011 and 97 per game last year. Army's triple option led the nation in rushing both years, averaging a school-record 369.8 yards per game and accumulating 4,438 yards on the ground in 2012.

The Black Knights, despite the loss of four-year starter Trent Steelman at quarterback, entered the game on pace for another strong year, averaging 329 yards rushing in splitting their first two games. Not quite so effective without Raymond Maples and Larry Dixon, who were hurt in the game and sat much of it, the Black Knights still finished with 284 yards rushing on 61 carries, and inspired play by the Army defense kept the game close for most of the first three quarters.





#5/5 Stanford 42, #23/23 Arizona State 28 September 21, 2013 • Stanford, Calif.

Score by Quarters	1	2	3	4	Score
Arizona State (2-1, 0-1)	0	0	7	21	28
Stanford (3-0, 1-0)	13	16	10	3	42

Scoring Summary

Qtr	Time	Team	Scoring Play	Plays-Yards	TOP	Score
1st	9:08	STAN	Montgomery - 17 yd pass from Hogan (Williamson PAT)	3-17	1:31	ASU 0-STAN 7
	2:21	STAN	Gaffney - 1 yd run (Williamson PAT failed)	9-90	4:38	ASU 0-STAN 13
2nd	9:10	STAN	Wilkerson - 12 yd run (Williamson PAT)	6-72	3:18	ASU 0-STAN 20
	4:49	STAN	Montgomery - 30 yd pass from Hogan (Williamson PAT)	2-37	0:44	ASU 0-STAN 27
	0:14	STAN	Team safety	--	--	ASU 0-STAN 29
3rd	13:18	ASU	Grice - 2 yd run (Gonzalez PAT)	6-75	1:42	ASU 7-STAN 29
	3:22	STAN	Williamson - 20 yd field goal	13-68	6:50	ASU 7-STAN 32
	0:37	STAN	Gaffney - 16 yd run (Williamson PAT)	1-16	0:06	ASU 7-STAN 39
4th	14:17	ASU	Coyle - 45 yd pass from Kelly (Gonzalez PAT)	5-75	1:20	ASU 14-STAN 39
	10:55	ASU	Strong - 27 yd pass from Kelly (Gonzalez PAT)	6-57	1:17	ASU 21-STAN 39
	6:18	ASU	Grice - 6 yd pass from Kelly (Gonzalez PAT)	11-67	2:42	ASU 28-STAN 39
	0:31	STAN	Williamson - 24 yd field goal	9-40	5:44	ASU 28-STAN 42

Statistical Summary

	ASU	STAN
FIRST DOWNS	19	20
RUSHES-YARDS (NET)	49-240	24-50
PASSING YDS (NET)	151	367
Passes Att-Comp-Int	17-11-1	56-30-2
TOTAL OFFENSE PLAYS-YARDS	66-391	80-417
Fumble Returns-Yards	0-0	0-0
Punt Returns-Yards	3-39	2-5
Kickoff Returns-Yards	4-91	5-107
Interception Returns-Yards	2-25	1-8
Punts (Number-Avg)	4-37.8	6-25.8
Fumbles-Lost	0-0	0-0
Penalties-Yards	7-57	6-65
Possession Time	35:26	24:34
Third-Down Conversions	7 of 15	6 of 18
Fourth-Down Conversions	0 of 0	3 of 4
Red-Zone Scores-Chances	6-6	2-2
Sacks By: Number-Yards	3-18	1-9

RUSHING

Arizona State-Grice, Marion 17-50; Lewis, Deantre 1-4; Kelly, Taylor 6-minus 4.
Stanford-Gaffney,T 19-95; Wilkerson,A 18-68; Hogan,K 5-37; Young,K 1-32; Wright,R 5-9; Team 1-minus 1.

PASSING

Arizona State-Kelly, Taylor 30-55-2-367; Team 0-1-0-0.
Stanford-Hogan,K 11-17-1-151.

RECEIVING

Arizona State-Strong, Jaelen 12-168; Foster, D.J. 8-80; Grice, Marion 6-32; Coyle, Chris 1-45; Smith, Cameron 1-30; Smith, Richard 1-7; Ozier, Kevin 1-5.
Stanford-Montgomery,T 4-62; Cajuste,D 3-67; Wilkerson,A 2-18; Gaffney,T 1-4; Hewitt,R 1-0.

INTERCEPTIONS

Arizona State-Nelson, Robert 1-8.
Stanford-Mauro,J 1-25; Carter,A 1-0.

FUMBLES

Arizona State-None.
Stanford-None.

SACKS (UA-A)

Arizona State-Bradford,Carl 1-0.
Stanford-Mauro,J 1-0; Gardner,B 1-0; Skov,S 1-0.

TACKLES (UA-A)

Arizona State-Young, Chris 4-6; Bradford,Carl 6-1; Irabor, Osahon 5-2; Coleman, Davon 4-3; Sutton, Will 3-3; Darby, Alden 3-3; Nelson, Robert 3-2; Moeakiola,Laiu 1-4; Fiso, Salamo 3-1; Conway, Gannon 2-2; Sulka, Tyler 2-0; Jones, Anthony 1-1; Taylor, G. 0-2; Garoutte, Alex 1-0; Haack, Matt 1-0; Hood, Jaxon 1-0; McCullen,Shane 1-0; Latu, Mo 1-0; Martin, Steffon 0-1; Carrington, L. 0-1.
Stanford-Lyons,W 6-3; Skov,S 3-6; Tarpley,AJ 4-2; Reynolds,E 3-3; Carrington,D 5-0; Amanam,U 1-4; Harris,R 3-0; Carter,A 2-1; Lueders,B 2-1; Hemschoot,J 2-1; Vaughters,J 1-2; Olugbode,K 2-0; Mauro,J 2-0; Richards,J 1-1; Murphy,T 1-1; Parry,D 0-2; Peat,A 1-0; Gardner,B 1-0; Shittu,A 0-1.

Stanford Holds Off Devils



STANFORD, Calif. - Tyler Gaffney ran for 95 yards and two touchdowns, Anthony Wilkerson added 68 yards and another score, and No. 5 Stanford started strong and struggled late in a 42-28 victory over No. 23 Arizona State in the Pac-12 opener for both teams.

The defending conference champions controlled every facet of the game to turn the only matchup between ranked opponents this week into a lead of 29-0 at halftime and 39-7 through three quarters. The Cardinal scored twice in the air and three times on the ground, forced two interceptions, blocked two punts, tallied 10 tackles for loss and recorded three sacks.

Arizona State outgained Stanford 417 to 391 yards but looked overmatched until the fourth quarter.

Taylor Kelly threw for 367 yards, including three touchdown passes in the fourth, and Jaelen Strong caught 12 passes for 168 yards and a score in an otherwise disappointing showing for the Sun Devils after beating Big Ten champion Wisconsin in a controversial finish last week.

Stanford showed more diversity on both sides of the ball than it had in solid, but not overwhelming, victories against San Jose State and Army. The Cardinal's funky formations and disguised defenses had the Sun Devils dazed and dizzy, again displaying the disparity between the past four league champions -- Stanford and Oregon -- and everybody else. At least for 45 minutes.

David Shaw still took solace as Cardinal contributions came from all over the roster.

Kevin Hogan completed 11 of 17 passes for 151 yards and two touchdowns to Ty Montgomery to lift Stanford to its 11th straight victory. Montgomery, held without a touchdown last season after being slowed by a nagging knee injury, finished with four catches for 62 yards. He has at least one touchdown in every game.

Josh Mauro, making his first career start in place of injured defensive end Henry Anderson, backed off his pass rush and stuck his left hand out to corral Kelly's pass for an interception. The play extended Stanford's streak of forcing a turnover to 27 games -- the longest in the country -- and set up Montgomery's 17-yard touchdown catch.

Gaffney ran for a short touchdown after Devon Cajuste's diving, 34-yard reception. Wilkerson scampered 13 yards for another score, and Montgomery sliced up the middle for an easy 30-yard touchdown.

The Cardinal capped off the one-sided start when Lueders blocked his man into the punter. The ball deflected into the end zone and was kicked out for a safety to give Stanford a 29-0 halftime lead.

Ben Gardner blocked a surprise punt by Kelly, and Gaffney followed with a 16-yard touchdown run to give Stanford a 39-7 lead late in the third quarter before Arizona State pulled closer.

Kelly threw touchdown passes to Chris Coyle (45 yards), Strong (7 yards) and Marion Grice (6 yards) in the fourth quarter to make the game look closer than it was. He completed 30 of 55 passes and threw an interception in a desperation heave to the end zone on the final play.

The rally put a charge into Shaw, who put Hogan and the offensive starters back in the game. But Arizona State wasted its best chances to seize momentum earlier.

Grice's 2-yard touchdown run finished off a 1:42 drive to open the second half. Then Robert Nelson intercepted a pass from Hogan to give the Sun Devils the ball at Stanford's 34, but the Sun Devils turned it over when Grice dropped a pass on fourth down.



#5/5 Stanford 55, Washington State 17 September 28, 2013 • Seattle, Wash.

Score by Quarters	1	2	3	4	Score
Stanford (4-0, 2-0)	10	7	21	17	55
Washington State (3-2, 1-1)	3	0	0	14	17

Scoring Summary

Qtr	Time	Team	Scoring Play	Plays-Yards	TOP	Score
1st	10:55	STAN	Williamson - 28 yd field goal	7-61	3:59	STAN 3-WSU 0
	6:03	WSU	Furney - 36 yd field goal	12-56	4:52	STAN 3-WSU 3
	2:49	STAN	Cajuste - 57 yd pass from Hogan (Williamson PAT)	6-80	3:08	STAN 10-WSU 3
2nd	14:25	STAN	Cajuste - 33 yd pass from Hogan (Williamson PAT)	4-48	1:57	STAN 17-WSU 3
3rd	10:42	STAN	Richards - 30 yd INT return (Williamson PAT)	--	--	STAN 24-WSU 3
	8:45	STAN	Rector - 45 yd pass from Hogan (Williamson PAT)	2-54	0:42	STAN 31-WSU 3
	6:41	STAN	Murphy - 30 yd INT return (Williamson PAT)	--	--	STAN 38-WSU 3
4th	11:40	STAN	Williamson - 27 yd field goal	10-46	4:14	STAN 41-WSU 3
	10:58	STAN	Wright - 53 yd run (Williamson PAT)	2-53	0:14	STAN 48-WSU 3
	8:24	WSU	Marks - 47 yd pass from Apodaca (Furney PAT)	7-71	2:28	STAN 48-WSU 10
	6:29	STAN	Sanders - 22 yd run (Ukropina PAT)	4-65	1:55	STAN 55-WSU 10
	0:27	WSU	Galvin - 8 yd pass from Apodaca (Furney PAT)	11-77	4:02	STAN 55-WSU 17

Statistical Summary

	STAN	WSU
FIRST DOWNS	20	22
RUSHES-YARDS (NET)	40-238	13-51
PASSING YDS (NET)	322	322
Passes Att-Comp-Int	28-17-1	65-39-2
TOTAL OFFENSE PLAYS-YARDS	68-560	78-373
Fumble Returns-Yards	0-0	0-0
Punt Returns-Yards	3-10	1-2
Kickoff Returns-Yards	3-62	8-143
Interception Returns-Yards	2-60	1-0
Punts (Number-Avg)	4-37.8	7-39.3
Fumbles-Lost	0-0	3-0
Penalties-Yards	9-57	4-35
Possession Time	31:35	28:25
Third-Down Conversions	7 of 15	4 of 16
Fourth-Down Conversions	2 of 2	1 of 2
Red-Zone Scores-Chances	2-3	2-2
Sacks By: Number-Yards	2-19	0-0

RUSHING

Stanford-Wright,R 2-56; Gaffney,T 14-54; Wilkerson,A 10-47; Sanders,B 3-34; Hogan,K 6-34; Seale,R 3-9; Lloyd,D 1-6; Team 1-minus 2.
Washington State-Laufasa, Jer. 4-23; Mason, Marcus 3-22; Apodaca, Austin 3-10; Caldwell, T. 1-3; Halliday, C. 2-minus 7.

PASSING

Stanford-Hogan,K 16-25-1-286; Crower,E 1-3-0-36.
Washington State-Halliday, C. 24-36-1-184; Apodaca, Austin 15-29-1-138.

RECEIVING

Stanford-Montgomery,T 6-54; Cajuste,D 4-115; Rector,M 2-93; Young,K 1-36; Sanders,B 1-16; Kaumatule,L 1-5; Harris,R 1-2; Gaffney,T 1-1.
Washington State-Mason, Marcus 7-28; Marks, Gabe 6-75; Cracraft, River 4-52; Galvin, Rickey 4-34; Williams, Dom. 3-27; Brooks, Leon 3-2; Williams, K. 2-61; Caldwell, T. 2-10; Laufasa, Jer. 2-8; Ratliff, Bobby 2-7; Thompson, John 2-6; Myers, Isiah 1-7; Mayle, Vince 1-5.

INTERCEPTIONS

Stanford-Murphy,T 1-30; Richards,J 1-30.
Washington State-Bucannon, Deone 1-0.

FUMBLES

Stanford-None.
Washington State-Halliday, C. 1-0; Jackson, Alex 1-0; Apodaca, Austin 1-0.

SACKS (UA-A)

Stanford-Mauro,J 1-0; Gardner,B 1-0.
Washington State-None.

TACKLES (UA-A)

Stanford-Carter,A 7-1; Amanam,U 5-1; Carrington,D 3-3; Harris,R 4-0; Skov,S 4-0; Tarpley,AJ 3-1; Lyons,W 3-0; Hemschoot,J 3-0; Hoffpaur,Z 2-1; Lueders,B 2-1; Richards,J 2-1; Murphy,T 2-0; Lancaster,J 2-0; Davis,N 2-0; Vaughters,J 1-0; Pippens,R 1-0; Parry,D 1-0; Gardner,B 1-0; Mauro,J 1-0; Reynolds,E 0-2; Rotto,T 0-1.
Washington State-Bucannon, Deone 7-2; Taliulu, Taylor 5-2; Monroe, Darryl 5-0; Cooper, Xavier 4-1; Gauta, Ioane 3-1; Washington, N. 3-0; Coen, Cyrus 3-0; Horton, Damante 3-0; Vaeao, Destiny 3-0; Brown, Daquawn 2-1; Pritchard, Tana 1-3; Dotson, Isaac 2-0; Byers, Jared 2-0; Palacio, Kache 0-3; Sagote, Justin 1-0; Mason, Marcus 1-0; Oertel, Eric 1-0; Pole, Kalaf. 1-0; Faoliu, Lyman 0-1; Davey, Freddie 0-1; Allison, J. 0-1.

Cardinal Rolls Washington State



SEATTLE - Kevin Hogan saw what Washington State was trying to do, pushing its defense closer to the line of scrimmage and daring Stanford to try and go over the top.

Hogan and the Cardinal were more than happy to pick apart the Cougars defense by going deep.

Hogan threw for 286 yards and three touchdowns, and No. 5 Stanford won its 12th straight with a 55-17 rout of the Cougars.

Hogan connected with Devon Cajuste on touchdowns of 57 and 33 yards in the first half then found Michael Rector on a 45-yard touchdown during a third-quarter blitz where the Cardinal scored 21 points as part of a stretch where they ran just two offensive plays.

Jordan Richards and Trent Murphy both returned interceptions 30 yards for touchdowns 2:04 apart in the third quarter as the Cardinal quickly turned a 17-3 halftime advantage into a 38-3 lead. Richards stepped in front of a pass that floated toward the sideline, while Murphy jumped and stole a screen pass at the line of scrimmage.

It was the second time Murphy had an interception return for a touchdown at Seattle's CenturyLink Field, pulling it off last season against Washington. Stanford also finished with two sacks and forced Washington State quarterback Connor Halliday to leave in the second half.

Hogan finished 16 of 25 passing with his only mistake being a second-quarter pass into the end zone that floated and was intercepted. Hogan was replaced early in the fourth quarter, but Stanford kept scoring. Remound Wright added a 53-yard touchdown run and Barry Sanders scored on a 22-yard run, the first touchdown of his career.

Stanford finished with 560 total yards.

Stanford played without All-America left guard David Yankey, who was away from the team due to a family issue, and free safety Ed Reynolds was suspended for the first half after he was ejected against Arizona State for targeting. The Cardinal barely noticed they were gone.

Hogan's first half was nearly perfect. He missed on his first pass, then connected on six straight, including the touchdown tosses to Cajuste and was excellent on third down. Hogan was 3 of 4 passing on third down and added another conversion with his legs. Washington State moved its safeties up to the line of scrimmage in an attempt to slow the Cardinal run game and paid for it getting beat on the back end.

Cajuste came into the game with only six receptions all season. He broke free on a crossing route on the first touchdown running away from linebacker Cyrus Coen. It was the first passing touchdown allowed by the Cougars this season.

Cajuste's second touchdown came when he blew past Nolan Washington on a double move and was wide open for the 33-yard score and a 17-3 Stanford lead. He should have caught a third touchdown, but Hogan's pass floated and Deone Bucannon raced over from safety for the interception. It was the first time this season Stanford failed to score inside the red zone.

Cajuste finished with four catches for 115 yards.

Washington State was riding its first three-game winning streak since 2006 and was trying to start 4-1 for the first time since 2003, the last time the Cougars went to a bowl game. Instead of pulling off a stunning upset that would have signaled another step in their resurgence, the Cougars were left physically beaten and battered by the Cardinal.





#5/5 Stanford 31, #15/18 Washington 28 October 5, 2013 • Stanford, Calif.

Score by Quarters	1	2	3	4	Score
Washington (4-1, 1-1)	0	7	14	7	28
Stanford (5-0, 3-0)	7	10	14	0	31

Scoring Summary

Qtr	Time	Team	Scoring Play	Plays-Yards	TOP	Score
1st	14:48	STAN	Montgomery - 99 yd kickoff return (Williamson PAT)	-- --	--	WASH 0-STAN 7
2nd	14:51	STAN	Williamson - 33 yd field goal	7-42	3:23	WASH 0-STAN 10
	1:03	WASH	Sankey - 7 yd run (Coons PAT)	12-88	3:22	WASH 7-STAN 10
	0:11	STAN	Montgomery - 39 yd pass from Hogan (Williamson PAT)	5-61	0:48	WASH 7-STAN 17
3rd	14:01	WASH	Smith - 29 yd pass from Price (Coons PAT)	4-75	0:59	WASH 14-STAN 17
	9:14	STAN	Hogan - 4 yd run (Williamson PAT)	10-67	4:38	WASH 14-STAN 24
	2:26	WASH	Sankey - 15 yd run (Coons PAT)	10-64	3:21	WASH 21-STAN 24
	0:44	STAN	Gaffney - 11 yd run (Williamson PAT)	3-19	1:31	WASH 21-STAN 31
4th	2:38	WASH	Mickens - 1 yd pass from Price (Coons PAT)	6-79	1:30	WASH 28-STAN 31

Statistical Summary

	WASH	STAN
FIRST DOWNS	30	14
RUSHES-YARDS (NET)	40-139	41-179
PASSING YDS (NET)	350	105
Passes Att-Comp-Int	48-33-1	20-12-1
TOTAL OFFENSE PLAYS-YARDS	88-489	61-284
Fumble Returns-Yards	0-0	0-0
Punt Returns-Yards	4-15	2-32
Kickoff Returns-Yards	2-36	5-211
Interception Returns-Yards	1-0	1-15
Punts (Number-Avg)	7-39.4	6-44.5
Fumbles-Lost	1-0	0-0
Penalties-Yards	10-89	7-53
Possession Time	28:21	31:39
Third-Down Conversions	6 of 14	4 of 14
Fourth-Down Conversions	1 of 2	0 of 1
Red-Zone Scores-Chances	3-4	3-3
Sacks By: Number-Yards	2-7	5-30

RUSHING

Washington-Sankey, Bishop 27-125; Coons, Travis 1-19; Callier, Jesse 1-1; TEAM 1-minus 2; Price, Keith 10-minus 4.
Stanford-Gaffney,T 19-72; Hogan,K 10-37; Montgomery,T 2-30; Wilkerson,A 6-23; Seale,R 1-17; Young,K 1-3; Team 2-minus 3.

PASSING

Washington-Price, Keith 33-48-1-350.
Stanford-Hogan,K 12-20-1-105.

RECEIVING

Washington-Mickens, Jaydon 9-59; Smith, Kevin 6-98; Williams, Kasen 5-89; Sankey, Bishop 5-21; Seferian-Jenkins 4-58; Ross, John 2-15; Callier, Jesse 2-10.
Stanford-Montgomery,T 3-56; Gaffney,T 2-12; Whitfield,K 2-11; Cajuste,D 2-7; Sanders,B 1-7; Wilkerson,A 1-6; Kaumatule,L 1-6.

INTERCEPTIONS

Washington-Peters, Marcus 1-0.
Stanford-Tarpley,AJ 1-15.

FUMBLES

Washington-Smith, Kevin 1-0.
Stanford-None.

SACKS (UA-A)

Washington-Feeney, Travis 1-1; Kikaha, Hau'oli 0-1.
Stanford-Murphy,T 2-0; Skov,S 1-1; Vaughters,J 1-0; Lueders,B 0-1.

TACKLES (UA-A)

Washington-Thompson, Shaq 5-4; Timu, John 2-6; Parker, Sean 3-4; Fuimaono, P. 6-0; Feeney, Travis 4-2; Shamburger, W. 4-2; Ducre, Gregory 2-4; Kikaha, Hau'oli 1-5; Littleton, C. 3-1; Shelton, Danny 2-2; Peters, Marcus 3-0; Washington, Dw. 1-0; Tutogi, Thomas 1-0; Smith, Kevin 1-0; Hudson, Evan 0-1; Watson, Tre 0-1.
Stanford-Skov,S 8-7; Tarpley,AJ 3-5; Reynolds,E 7-0; Amanam,U 5-1; Carter,A 3-3; Vaughters,J 3-3; Murphy,T 3-3; Lancaster,J 2-3; Mauro,J 3-1; Parry,D 2-2; Carrington,D 3-0; Richards,J 2-1; Lyons,W 2-1; Anderson,K 0-3; Lueders,B 0-3; Browning,B 2-0; Harris,R 1-1; Owusu,F 1-1; Gardner,B 0-2; Hemschoot,J 1-0; Hewitt,R 1-0; Ward,L 0-1.

Montgomery Sparks Stanford Win



STANFORD, Calif. - Ty Montgomery had several drops and one of his worst games in a loss at Washington last season. A year later, he turned in a breakout performance that saved Stanford.

Montgomery finished with 290 all-purpose yards and two touchdowns, and the fifth-ranked Cardinal held on to beat No. 15 Washington 31-28 in a matchup of unbeaten Pac-12 North teams.

The Huskies outgained Stanford 489-284 in total yards but had no answer for the Cardinal's rejuvenated junior wide receiver any time he touched the ball.

Montgomery returned the opening kickoff 99 yards for a touchdown and caught a 34-yard pass for another score to put the Cardinal in control from the start and keep them there. He caught three passes for 56 yards, ran 30 yards on two carries and racked up 204 yards returning kicks.

Stanford led from wire-to-wire while winning its 13th straight game and 12th in a row at home. No matter the score, Washington never went away.

Keith Price threw for 350 yards and two touchdowns on an injured thumb and nearly led the Huskies back. But officials overturned Price's completed pass on fourth down in the final minutes to end Washington's rally.

Price completed 33 of 48 passes with one interception, and Bishop Sankey ran for 125 yards and two scores in an impressive — though, at times, mistake-filled — performance for the Huskies against the defending Pac-12 and Rose Bowl champions.

In the end, officials ruled Washington came up at least one bounce short.

On fourth-and-10 from the Stanford 49, Price rolled to his right and stiff-armed a defender before throwing a 16-yard pass near the sideline to a diving Kevin Smith. But after reviewing TV replays, officials said the ball hit the ground.

Huskies coach Steve Sarkisian said the video he saw on the scoreboard from the sideline looked inconclusive.

The Cardinal sacked Price five times, tallied 11 tackles for loss and forced the Huskies into some big-time blunders. Washington committed 10 penalties for 89 yards.

Stanford overcame some sloppy offense of its own but still looked nothing like the team that was handed its only conference loss by Washington in a 17-13 setback in Seattle last season. This time, the Cardinal offense — led by Kevin Hogan, who improved to 10-0 as the starter — did just enough, and a do-it-all showing from Montgomery made the difference.

Hogan completed 12 of 20 passes for 105 yards and a touchdown with one interception. Tyler Gaffney ran for 72 yards and another score.

But Montgomery stole the spotlight for Stanford, starting when he sprinted up the middle untouched to return the opening kickoff for his second career return for a score. It also was the first on an opening kickoff for Stanford since Chris Owusu in 2009 against Washington.

After Sankey's short touchdown run capped Washington's impressive 88-yard drive late in the second quarter, Montgomery seized the momentum for Stanford again. He caught a 39-yard touchdown pass from Hogan down the sideline to give the Cardinal a 17-7 lead with 11 seconds remaining before halftime.

The teams twice traded scores to start the third quarter with an outpouring of offense more typical of the Washington-Stanford days of old.

After Washington's second straight touchdown drive, the Cardinal turned to Montgomery once more. He juked a pair of defenders during a 68-yard kickoff return to the Washington 19 that set up Gaffney's touchdown run and put Stanford up 31-21.

Washington's best chance to come back ended when Trent Murphy tipped Price's pass near the goal line and A.J. Tarpley grabbed the interception and ran 15 yards to the Stanford 20 with 6:11 remaining.

But the Huskies came back again with Price throwing a 1-yard touchdown pass to Jaydon Mickens with 2:38 to play. Washington stopped Stanford three-and-out to get the ball back on its own 33 with 1:51 remaining, but the Cardinal made one final stop — just as it did in so many close games last season.



#5/5 Stanford 21, Utah 27 October 12, 2013 • Salt Lake City, Utah

Score by Quarters	1	2	3	4	Score
Stanford (5-1, 3-1)	14	0	0	7	21
Utah (4-2, 1-2)	14	7	3	3	27

Scoring Summary

Qtr	Time	Team	Scoring Play	Plays-Yards	TOP	Score
1st	11:36	STAN	Gaffney - 1 yd run (Williamson PAT)	7-75	3:24	STAN 7-UTAH 0
	7:35	UTAH	Williams - 4 yd pass from Wilson (Phillips PAT)	8-75	4:01	STAN 7-UTAH 7
	7:21	STAN	Montgomery - 100 yd kickoff return (Williamson PAT)	--	--	STAN 14-UTAH 7
	0:10	UTAH	Anderson - 51 yd pass from Wilson (Phillips PAT)	10-79	3:43	STAN 14-UTAH 14
2nd	3:48	UTAH	Anderson - 3 yd run (Phillips PAT)	11-99	5:05	STAN 14-UTAH 21
3rd	2:02	UTAH	Phillips - 23 yd field goal	10-47	4:18	STAN 14-UTAH 24
4th	14:13	UTAH	Phillips - 48 yd field goal	4-2	1:28	STAN 14-UTAH 27
	9:22	STAN	Cajuste - 7 yd pass from Hogan (Williamson PAT)	5-52	0:56	STAN 21-UTAH 27

Statistical Summary

	STAN	UTAH
FIRST DOWNS	13	22
RUSHES-YARDS (NET)	29-143	39-181
PASSING YDS (NET)	246	234
Passes Att-Comp-Int	27-15-0	34-23-1
TOTAL OFFENSE PLAYS-YARDS	56-389	73-415
Fumble Returns-Yards	0-0	0-0
Punt Returns-Yards	2-11	2-26
Kickoff Returns-Yards	4-176	0-0
Interception Returns-Yards	1-7	0-0
Punts (Number-Avg)	4-40.8	5-44.6
Fumbles-Lost	3-2	0-0
Penalties-Yards	6-33	4-30
Possession Time	27:06	32:54
Third-Down Conversions	6 of 13	6 of 14
Fourth-Down Conversions	0 of 1	1 of 1
Red-Zone Scores-Chances	2-3	3-4
Sacks By: Number-Yards	1-5	2-12

RUSHING

Stanford-Gaffney,T 16-108; Lloyd,D 1-16; Hogan,K 7-6; Montgomery,T 1-5; Hewitt,R 1-3; Seale,R 1-3; Wilkerson,A 2-2.
Utah-Poole, Bubba 22-111; Wilson, Travis 8-35; Radley, Lucky 4-31; Anderson, Dres 2-6; TEAM 2-minus 1; Williams, Karl 1-minus 1.

PASSING

Stanford-Hogan,K 15-27-0-246.
Utah-Wilson, Travis 23-34-1-234.

RECEIVING

Stanford-Montgomery,T 8-131; Whitfield,K 2-51; Cajuste,D 2-17; Rector,M 1-39; Hewitt,R 1-5; Gaffney,T 1-3.
Utah-Poole, Bubba 7-75; Williams, Karl 5-20; Anderson, Dres 4-82; Norwood, Geoff 4-28; Denham, Anthony 2-17; Fitzgerald,Sean 1-12.

INTERCEPTIONS

Stanford-Hemschoot,J 1-7.
Utah-None.

FUMBLES

Stanford-Hogan,K 2-1; Montgomery,T 1-1.
Utah-None.

SACKS (UA-A)

Stanford-Murphy,T 1-0.
Utah-Orchard, Nate 2-0.

TACKLES (UA-A)

Stanford-Reynolds,E 6-6; Tarpley,AJ 3-9; Skov,S 3-6; Mauro,J 6-2; Richards,J 3-5; Lyons,W 2-6; Amanam,U 3-2; Gardner,B 1-4; Murphy,T 1-3; Browning,B 3-0; Carter,A 2-0; Anderson,K 1-1; Hemschoot,J 0-2; Vaughters,J 0-1; Lancaster,J 0-1; Ward,L 0-1; Carrington,D 0-1.
Utah-Reilly, Trevor 3-4; Whittingham, Ja 4-2; Walker, Michael 2-4; Orchard, Nate 4-1; Rowe, Eric 2-3; Tuipolutu, LT 1-4; Norris, Jared 0-5; Orphey, Davion 2-2; Honeycutt, Mike 3-0; McGill, Keith 2-1; Palepoi, Tenny 1-2; Dimick, Hunter 1-1; Fehoko, V.J. 0-2; Norwood, Geoff 1-0; Williams, Karl 1-0; Radley, Lucky 1-0; Thomas, Justin 1-0; Ianu, Sese 0-1.

Utah Slips Past Cardinal

SALT LAKE CITY - Utah made a goal-line stand in the final minute and Travis Wilson threw two touchdown passes in a 27-21 victory against No. 5 Stanford.

It was the first time in school history the Utes knocked off a top-five program at Rice-Eccles Stadium. They beat No. 4 Alabama in the Sugar Bowl following the 2008 season.

Kevin Hogan marched the Cardinal down to the 6-yard line with a minute remaining. On third down, he threw an incomplete pass to Charlie Hopkins. Then, on fourth down, amid heavy pressure, Hogan overthrew Devon Cajuste.

The Utes took a knee twice to end the game, along with the 13-game winning streak of Stanford.

Utah kept Stanford's stingy defense off balance all day with a mix of draws and wide receiver screens. Dres Anderson caught a 51-yard touchdown pass and scored another on a short run. Bubba Poole finished with 111 yards rushing and had another 75 on seven catches.

Ty Montgomery returned a kickoff for a touchdown for a second straight week. This time, Montgomery took the ball a few steps deep in the end zone and darted through the Utes before going 100 yards, tying a Stanford record.

Cajuste made a diving catch on a fade route to trim the Utah lead to 27-21 with 9:22 remaining, but the Cardinal couldn't complete the comeback.

A week after throwing six interceptions, Wilson showed more poise in the pocket. His only mistake was on a screen, when his pass was tipped and picked off by Joe Hemschoot.

Wilson finished 23 of 34 for 234 yards. He cut his throwing hand on a hard tackle early in the third quarter, continuously wiping the top of it on his towel. But the injury didn't seem to affect his touch. Neither did those interceptions.

Stanford struggled on offense in the second half, turning the ball over twice on fumbles with Reilly recovering both. The Utes turned those into field goals by Andy Phillips. Phillips, a former U.S. ski team member, is 11 for 11 this season.

Kevin Hogan dropped to 10-1 as a starter.

Utah went on a season-long 99-yard drive in the second quarter, culminating with Anderson's 3-yard score on an end-around. It gave Utah a 21-14 at halftime.

It was a day of firsts for the Stanford defense, which hadn't allowed an opening quarter touchdown all season. Karl Williams scored on a 4-yard pass from Wilson on Utah's opening drive and Anderson later hauled in a 51-yard pass from Wilson. It was Anderson's fifth play of 50 or more yards.

Montgomery joined Bob Bryan (1950 against San Francisco) and Damon Dunn (1994 at Arizona State) with 100-yard kickoff returns for Stanford.

One week prior, Montgomery had a 99-yard touchdown return to open the game against Washington. Montgomery finished with three returns for 160 yards against Utah.





#13/13 Stanford 24, #9/10 UCLA 10

October 19, 2013 • Stanford, Calif.

Score by Quarters	1	2	3	4	Score
UCLA (5-1, 2-1)	0	0	3	7	10
Stanford (6-1, 4-1)	3	0	14	7	24

Scoring Summary

Qtr	Time	Team	Scoring Play	Plays-Yards	TOP	Score
1st	1:08	STAN	Ukropina - 31 yd field goal	11-74	4:34	UCLA 0-STAN 3
3rd	11:08	UCLA	Fairbairn - 38 yd field goal	12-54	3:52	UCLA 3-STAN 3
	7:27	STAN	Whitfield - 30 yd pass from Hogan (Ukropina PAT)	7-76	3:35	UCLA 3-STAN 10
	3:33	STAN	Gaffney - 1 yd run (Ukropina PAT)	6-40	2:47	UCLA 3-STAN 17
4th	14:56	UCLA	Evans - 3 yd pass from Hundley (Fairbairn PAT)	11-75	3:37	UCLA 10-STAN 17
	1:42	STAN	Gaffney - 4 yd run (Ukropina PAT)	5-32	0:58	UCLA 10-STAN 24

Statistical Summary

	STAN	UCLA
FIRST DOWNS	16	23
RUSHES-YARDS (NET)	27-74	50-192
PASSING YDS (NET)	192	227
Passes Att-Comp-Int	39-24-2	25-18-1
TOTAL OFFENSE PLAYS-YARDS	66-266	75-419
Fumble Returns-Yards	0-0	0-0
Punt Returns-Yards	3-(-4)	3-1
Kickoff Returns-Yards	3-53	2-37
Interception Returns-Yards	1-0	2-25
Punts (Number-Avg)	7-46.3	6-43.0
Fumbles-Lost	1-0	2-0
Penalties-Yards	7-43	6-65
Possession Time	22:49	37:11
Third-Down Conversions	5 of 15	9 of 17
Fourth-Down Conversions	0 of 0	0 of 0
Red-Zone Scores-Chances	2-2	3-3
Sacks By: Number-Yards	0-0	4-27

RUSHING

UCLA-Jones, Malcolm 5-30; Hundley, Brett 11-27; Perkins, Paul 4-10; Thigpen, Damien 4-6; Manfro, Steven 2-2; TEAM 1-minus 1.
Stanford-Gaffney,T 36-171; Hogan,K 5-33; Seale,R 2-4; Young,K 2-minus 3; Wright,R 1-minus 4; Wilkerson,A 4-minus 9.

PASSING

UCLA-Hundley, Brett 24-39-2-192.
Stanford-Hogan,K 18-25-1-227.

RECEIVING

UCLA-Payton, Jordan 5-43; Fuller, Devin 5-35; Evans, Shaquell 4-30; Perkins, Paul 4-19; Lucien, Devin 2-31; Duarte, Thomas 2-18; Andrews, Darren 1-10; Thigpen, Damien 1-6.
Stanford-Cajuste,D 7-109; Montgomery,T 5-50; Whitfield,K 2-39; Pratt,J 1-13; Cummings,J 1-7; Hopkins,C 1-6; Gaffney,T 1-3.

INTERCEPTIONS

UCLA-Adams, Ishmael 1-0.
Stanford-Richards,J 2-25.

FUMBLES

UCLA-Hundley, Brett 1-0.
Stanford-Sanders,B 1-0; Wilkerson,A 1-0.

SACKS (UA-A)

UCLA-None.
Stanford-Murphy,T 2-0; Gardner,B 1-0; Skov,S 1-0.

TACKLES (UA-A)

UCLA-Goforth, Randal 2-17; Jefferson, Anth 3-11; Vanderdoes, Edd 2-9; Adams, Ishmael 0-10; Jack, Myles 5-4; Zumwalt, Jordan 1-8; Kendricks, Eric 1-8; Barr, Anthony 1-7; Moreau, Fabian 2-3; Savaiinaea, Isa 0-5; Marsh, Cassius 0-4; Clark, Kenneth 0-4; Hofmeister, Rya 1-1; McCarthy, Ellis 0-2; Lagace, Taylor 1-0; Brown, Jayon 1-0; Hollins, Deon 0-1; Graham, Keenan 0-1; Sermons, Brando 0-1; McKay, Stan 0-1; Epenesa, Seali' 0-1.
Stanford-Richards,J 5-5; Skov,S 6-1; Tarpley,AJ 3-4; Reynolds,E 4-2; Carrington,D 4-2; Carter,A 3-3; Mauro,J 3-1; Aman am,U 2-2; Harris,R 3-0; Murphy,T 2-1; Lyons,W 1-2; Gardner,B 2-0; Olugbode,K 1-1; Hemschoot,J 0-2; Cajuste,D 1-0; Vaughters,J 0-1; Parry,D 0-1; Cummings,J 0-1; Anderson,K 0-1.

Cardinal Catches Win

STANFORD, Calif. - Tyler Gaffney ran for 171 yards and two touchdowns, and No. 13 Stanford smothered Brett Hundley and No. 9 UCLA, 24-10, with a physical performance on both sides of the ball.



The Cardinal outgained UCLA 419 yards to 266, won the time of possession 37:11 to 22:49 and again made the big plays when it mattered most.

Kevin Hogan threw for 227 yards and a spectacular touchdown to Kodi Whitfield as the Cardinal regrouped the way they always seem to over the past four years.

The Bruins entered the game averaging 45.8 points per game.

Just as they slowed down Marcus Mariota and Oregon last season, Stanford hurried Hundley all afternoon to put the brakes on UCLA's up-tempo offense.

Hundley completed 24 of 39 passes for 192 yards, one touchdown and two interceptions by Jordan Richards -- the second with a little more than two minutes remaining, leading to another Stanford touchdown that put the first blemish on UCLA's season. The Bruins have not started 6-0 since 2005.

The Cardinal came out on top again in a rematch of last season's Pac-12 title game with a "back-to-basics" formula.

With UCLA's offense taking the field with 2:57 remaining, the Cardinal hurried Hundley into two incompletions before Richards dived for his second interception at the Bruins' 32-yard line after receiver Thomas Duarte fell down. Then Gaffney capped off a quick Stanford drive with a 4-yard touchdown run that put the game out of reach.

Stanford has won six straight over UCLA, including three in the last year, and 14 in a row against teams from California.

Devon Cajuste caught seven passes for 109 yards for Stanford before leaving with a right leg injury early in the fourth quarter.

UCLA, which entered the game outscoring opponents 71-0 in the third quarter, looked out of rhythm after halftime. Stanford outscored UCLA 14-3 in the third quarter to take a two-touchdown lead -- with one of the most spectacular plays of the season igniting Stanford's surge.

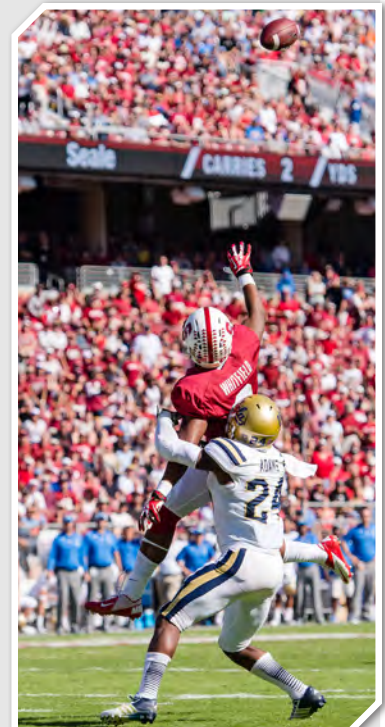
While running to his right on a post route, Whitfield -- the son of former NFL offensive lineman Bob Whitfield -- leaped in the air and reached back to make a backhanded catch with his right hand between two defenders. The 30-yard touchdown reception put Stanford up 10-3 and left most of the crowd "oohing" every time the replay was shown on the video boards.

On UCLA's next drive, Stanford forced a turnover for the 32nd straight game -- the second-longest streak in the country -- when Richards intercepted Hundley's lofted pass. Richards' return for a touchdown was called back because of a holding penalty.

Cajuste caught a leaping 34-yard pass at UCLA's 2 on third down. And three plays later, Gaffney ran for a short touchdown to put the Cardinal up 17-3 late in the third quarter.

Hundley regrouped to lead UCLA on an 11-play, 75-yard scoring drive. He capped it off with a 3-yard touchdown pass to Shaquell Evans that sliced Stanford's lead to 17-10 early in the fourth.

Hundley and the Bruins never looked so smooth again. Ka'imi Fairbairn kicked a tying 38-yard field on the opening drive of the second half for UCLA's only other score.



#8/8 Stanford 20, Oregon State 12 October 26, 2013 • Corvallis, Ore.

Score by Quarters	1	2	3	4	Score
Stanford (7-1, 5-1)	0	7	6	7	20
Oregon State (6-2, 4-1)	0	3	6	3	12

Scoring Summary

Qtr	Time	Team	Scoring Play	Plays-Yards	TOP	Score
2nd	12:48	OSU	Romaine - 50-yd field goal	8-6	4:25	STAN 0-OSU 3
	0:07	STAN	Gaffney - 4-yd run (Ukropina PAT)	6-66	0:39	STAN 7-OSU 3
3rd	14:08	STAN	Gaffney - 9-yd run (Ukropina PAT failed)	2-12	0:45	STAN 13-OSU 3
	0:46	OSU	Cooks - 8-yd pass from Mannion (PAT blocked)	12-90	5:54	STAN 13-OSU 9
4th	12:01	STAN	Gaffney - 32-yd run (Ukropina PAT)	8-73	3:38	STAN 20-OSU 9
	3:00	OSU	Romaine - 39-yd field goal	4-(-2)	1:13	STAN 20-OSU 12

Statistical Summary

	STAN	OSU
FIRST DOWNS	13	23
RUSHES-YARDS (NET)	33-185	24-17
PASSING YDS (NET)	88	271
Passes Att-Comp-Int	18-8-0	57-41-0
TOTAL OFFENSE PLAYS-YARDS	51-273	81-288
Fumble Returns-Yards	0-0	1-36
Punt Returns-Yards	1-21	3-74
Kickoff Returns-Yards	3-50	4-57
Interception Returns-Yards	0-0	0-0
Punts (Number-Avg)	7-40.0	4-39.2
Fumbles-Lost	2-2	2-1
Penalties-Yards	5-43	6-50
Possession Time	21:27	38:33
Third-Down Conversions	2 of 9	6 of 17
Fourth-Down Conversions	0 of 0	1 of 5
Red-Zone Scores-Chances	2-3	2-5
Sacks By: Number-Yards	8-60	2-14

RUSHING

Stanford-Gaffney,T 22-145; Young,K 2-23; Hogan,K 5-10; Montgomery,T 1-9; Sanders,B 1-6; Team 1-minus 3; Lloyd,D 1-minus 5.
Oregon State-Ward, Terron 3-39; Woods, Storm 8-21; Cooks, Brandin 3-18; TEAM 1-minus 1; Mannion, Sean 9-minus 60.

PASSING

Stanford-Hogan,K 8-18-0-88.
Oregon State-Mannion, Sean 41-57-0-271.

RECEIVING

Stanford-Montgomery,T 3-55; Whitfield,K 2-21; Hewitt,R 1-6; Dudchock,D 1-4; Young,K 1-2.
Oregon State-Cooks, Brandin 9-80; Clute, Kellen 8-37; Mullaney, R. 6-68; Ward, Terron 5-33; Cummings, Kevin 4-20; Woods, Storm 4-15; Anderson, Tyler 2-13; Perry, Tyler 2-9; Smith, Caleb 1-minus 4.

INTERCEPTIONS

Stanford-None.
Oregon State-None.

FUMBLES

Stanford-Gaffney,T 1-1; Lloyd,D 1-1.
Oregon State-Woods, Storm 1-0; Bolden, Victor 1-1.

SACKS (UA-A)

Stanford-Murphy,T 2-1; Anderson,K 1-1; Mauro,J 1-0; Gardner,B 1-0; Lueders,B 1-0; Vaughters,J 1-0.
Oregon State-Alexander, D.J. 1-0; Crichton, Scott 1-0.

TACKLES (UA-A)

Stanford-Tarpley,AJ 8-5; Murphy,T 4-4; Mauro,J 3-5; Richards,J 5-1; Amanam,U 4-2; Lyons,W 5-0; Anderson,K 3-2; Reynolds,E 4-0; Hemschoot,J 3-1; Skov,S 2-2; Gardner,B 2-1; Lancaster,J 2-1; Carter,A 0-3; Parry,D 0-3; Vaughters,J 2-0; Cummings,J 1-1; Lueders,B 1-1; Browning,B 1-0; Lloyd,D 1-0; Rhyne,B 1-0.
Oregon State-Murphy, Ryan 3-5; Reynolds, R. 6-1; Zimmerman, T. 1-5; Alexander, D.J. 3-2; Wynn, Dylan 1-4; Johnson, Jabral 1-3; Nelson, Steven 2-1; Rosa, Mana 1-2; Mageo, Rommel 1-2; Crichton, Scott 1-1; Noland-Lewis, C 1-1; Delva, Edwin 1-0; Braun, John 1-0; Gwacham, Obum 1-0; Songy, Darrell 0-1; Audiss, Micah 0-1; Hautau, Siale 0-1.

Stanford Holds Off Beavers



CORVALLIS, Ore. - Tyler Gaffney ran for three touchdowns and the Cardinal held off Oregon State's fourth-quarter comeback bid in a 20-12 win.

Gaffney ran 22 times for 145 yards and scored on runs of 4, 9 and 32 yards to highlight a slow offensive night for Stanford. Stanford totaled 276 yards of offense as quarterback Kevin Hogan completed just 8 of 18 passes for 88 yards.

Oregon State didn't top 300 yards either, held to 288 - well off the Beavers' season average of 515 yards. Oregon State quarterback Sean Mannion, the national leader in yards passing and touchdown passes, was 41 of 57 for 271 yards and one touchdown.

Beavers receiver Brandin Cooks, tops in the nation in receptions and yards, finished with nine catches for 80 yards.

Stanford's defense came up big in key situations, as it turned back Oregon State on downs four times inside the Cardinal 35. Stanford held Mannion to less than 350 yards passing for the first time this season, and sacked him eight times.

It wasn't pretty for the Cardinal offense, and in particular, Hogan. The Beavers' defense had him scrambling, and Hogan was able to complete only three passes longer than 10 yards.

But Gaffney, who leads Stanford in rushing with 878 yards this season, picked up the slack. Gaffney, who often gained yardage after the first contact, was effective in the second half, when he ran for 79 yards and two touchdowns.

The Beavers trailed 20-9 with less than 4 minutes remaining and nearly forced overtime. Down by eight, Oregon State drove to the Stanford 7 with 30 seconds remaining, but four consecutive incompletions stopped the rally and ended the Beavers' six-game winning streak.

Twice during the first half and once in the third quarter, Oregon State coach Mike Riley decided to pass up field-goal attempts, and instead tried to convert a fourth-and-short. Stanford turned back each one.

Stanford led 7-3 at halftime following a defensive struggle in the first half.

Oregon State took a 3-0 lead early in the second quarter on Trevor Romaine's career-best 50-yard field goal. The Beavers appeared that they would lead hold the lead into the break when a turnover on downs gave the Cardinal the ball on its own 34 with 46 seconds remaining in the second quarter.

Stanford took advantage with a quick-striking drive, finishing when Gaffney bulled into the end zone from 4 yards out 7 seconds before halftime.

The Cardinal capitalized on their momentum by forcing a fumble on the opening kickoff of the second half. Gaffney scored two plays later on a 9-yard run to put Stanford ahead 13-3.

Oregon State bounced back with its best possession of the night, a 12-play, 90-yard drive ending on an 8-yard touchdown pass from Mannion to Brandin Cooks. But the Cardinal made it 20-9 just 3 minutes into the fourth quarter on Gaffney's 32-yard cutback run for a touchdown.

Romaine had 39-yard field goal with 3:57 left to pull the Beavers to 20-12.





#6/6 Stanford 26, #2/2 Oregon 20 November 7, 2013 • Stanford, Calif.

Score by Quarters	1	2	3	4	Score
Oregon (8-1, 5-1)	0	0	0	20	20
Stanford (8-1, 6-1)	7	10	6	3	26

Scoring Summary

Qtr	Time	Team - Scoring Play	Plays-Yards	TOP	Score
1st	2:36	STAN - Gaffney - 2 yd run (Williamson PAT)	12-96	5:59	ORE 0-STAN 7
2nd	11:26	STAN - Hogan - 11 yd run (Williamson PAT)	8-58	4:58	ORE 0-STAN 14
	0:00	STAN - Williamson - 19 yd field goal	20-96	8:26	ORE 0-STAN 17
3rd	12:34	STAN - Williamson - 34 yd field goal	6-21	2:17	ORE 0-STAN 20
	1:31	STAN - Williamson - 26 yd field goal	14-63	7:33	ORE 0-STAN 23
4th	11:40	STAN - Williamson - 30 yd field goal	8-46	4:27	ORE 0-STAN 26
	10:11	ORE - Hawkins - 23 yd pass from Mariota (Wogan PAT)	5-60	1:21	ORE 7-STAN 26
	5:08	ORE - Hardrick - 65 yd missed FG return (Mariota pass failed)	--	--	ORE 13-STAN 26
	2:12	ORE - Brown - 12 yd pass from Mariota (Wogan PAT)	10-57	2:51	ORE 20-STAN 26

Statistical Summary

	ORE	STAN
FIRST DOWNS	17	26
RUSHES-YARDS (NET)	24-62	66-274
PASSING YDS (NET)	250	103
Passes Att-Comp-Int	34-20-0	13-7-0
TOTAL OFFENSE PLAYS-YARDS	58-312	79-377
Fumble Returns-Yards	0-0	0-0
Punt Returns-Yards	1-25	0-0
Kickoff Returns-Yards	5-95	1-57
Interception Returns-Yards	0-0	0-0
Punts (Number-Avg)	3-38.3	1-43.0
Fumbles-Lost	4-2	1-0
Penalties-Yards	10-81	2-10
Possession Time	17:26	42:34
Third-Down Conversions	3 of 10	14 of 21
Fourth-Down Conversions	3 of 4	1 of 1
Red-Zone Scores-Chances	1-3	6-6
Sacks By: Number-Yards	0-0	3-21

RUSHING

Oregon-Marshall, Byron 11-46; Thomas, De. 6-30; Tyner, Thomas 1-2; Mariota, Marcus 6-minus 16.
Stanford-Gaffney,T 45-157; Hogan,K 8-57; Wilkerson,A 6-25; Montgomery,T 1-14; Wright,R 2-13;
Young,K 2-11; Seale,R 2-minus 3.

PASSING

Oregon-Mariota, Marcus 20-34-0-250.
Stanford-Hogan,K 7-13-0-103.

RECEIVING

Oregon-Addison, Bralon 5-66; Thomas, De. 4-45; Huff, Josh 3-42; Hawkins, Daryle 3-41; Brown,
Pharaoh 3-17; Allen, Chance 1-20; Lowe, Keanon 1-19.
Stanford-Montgomery,T 2-20; Hewitt,R 2-15; Rector,M 1-47; Gaffney,T 1-15; Pratt,J 1-6.

INTERCEPTIONS

Oregon-None.
Stanford-None.

FUMBLES

Oregon-Mariota, Marcus 3-1; Thomas, De. 1-1.
Stanford-Gaffney,T 1-0.

SACKS (UA-A)

Oregon-None.
Stanford-Tarpley,AJ 1-0; Murphy,T 0-1; Vaughters,J 1-0; Anderson,H 0-1.

TACKLES (UA-A)

Oregon-Jackson, Brian 6-8; Ekpre-Olomu, I. 5-7; Patterson, A. 2-9; Malone, Derrick 1-10; Hart, Taylor
3-7; Mitchell, T. 3-6; Hardrick, R. 2-7; Lokombo, Boseko 0-8; Cassell, Rahim 2-4; Buckner, D. 1-5;
Washington, T. 0-5; Keliikipi, Wade 0-4; Armstead, Arik 1-2; Walker, Joe 2-0; Wogan, Matt 1-0; Dargan,
Erick 0-1; Balducci, Alex 0-1; Havili-Heimuli 0-1; Hill, Troy 0-1.
Stanford-Skov,S 5-4; Carter,A 5-1; Tarpley,AJ 4-1; Anderson,H 2-3; Lyons,W 1-4; Vaughters,J
3-1; Richards,J 3-1; Reynolds,E 3-1; Murphy,T 1-3; Amanam,U 1-2; Mauro,J 0-3; Anderson,K 0-3;
Lancaster,J 2-0; Browning,B 1-0; Rhyne,B 1-0; Olugbode,K 1-0; Harris,R 0-1.

Stanford Stops Oregon



STANFORD, Calif. - Tyler Gaffney ran for 157 yards, and No. 5 Stanford hammered No. 3 Oregon for three quarters before holding off a furious rally by the fast-paced Ducks for a 26-20 victory.

The Cardinal made it two in a row against the Ducks, who haven't lost to any other team in the past two seasons.

Kevin Hogan ran for a touchdown and played a mistake-free game at quarterback for Stanford as the Cardinal put on a clinic in how to play keep-away from a team that was averaging 55.6 points per game. Stanford ran 66 times for 274 yards -- sometimes behind as many as nine offensive linemen -- and held the ball for 42 and a half minutes.

Heisman Trophy contender Marcus Mariota, who said he was playing on a left knee that was a "little banged up," was inaccurate and under pressure much of the night. He finished 20-of-34 for 250 yards with a fumble but threw two fourth-quarter touchdown passes, sandwiched around a blocked field goal return for a score by Rodney Hardrick, to pull the Ducks to 26-20 with 2:12 left.

Oregon recovered one onside kick but couldn't do it twice, and Stanford ran out the clock.

Oregon looked out of it, down 26-0 early in the fourth with Stanford hammering away behind Gaffney, who set a school record with 45 carries.

Even after Oregon finally broke through with a 23-yard touchdown pass from Mariota to Daryle Hawkins, the Cardinal went on another time-consuming drive and attempted a long field goal that would have sealed it.

Instead, the Ducks blocked it, Hardrick scooped and scored from 65 yards out with 5:08 left, and suddenly it was interesting.

Only five seconds later, it got even more interesting when the Ducks recovered an onside kick. They quickly moved inside the Stanford 5 but got pushed back to fourth-and-goal from the 12. Mariota threw a touchdown pass to Pharaoh Brown with 2:12 remaining, but the time it took the Ducks to get in while burning a timeout was key.

Stanford grabbed the next onside kick, and Oregon was powerless to stop the clock.

Stanford put Oregon in a 14-0 hole, the Ducks' largest deficit of the season to that point, with a power football clinic that started when the Cardinal came up with a fourth-and-goal stop from the 4 in the first quarter.

Stanford followed with a punishing 96-yard drive that included one long strike from Hogan to Michael Rector. Gaffney's 2-yard plunge made it 7-0.

With a little help from a pass interference call that wiped out an Oregon interception, Stanford made it 14-0 on Hogan's option keeper from 11 yards out with 11:26 left in the second quarter.

And just when it looked as though Oregon was about to get back in it, Stanford linebacker Shayne Skov ripped the ball away from De'Anthony Thomas at the Stanford 2.

Stanford followed that with another 96-yard drive, this one on 20 plays that ended with Williamson kicking a 19-yard field goal to end the half 17-0.

It was the first time Oregon had been shut out in the first half since Oct. 10, 2009, against UCLA, and a lot of people had to be left wondering how Stanford lost to Utah last month.

At halftime, Stanford retired John Elway's No. 7 jersey, and the Hall of Fame quarterback concluded the ceremony by imploring the fans to stay into the game and the Cardinal to keep kicking Duck ... tail.



#5/5 Stanford 17, USC 20 November 16, 2013 • Los Angeles, Calif.

Score by Quarters	1	2	3	4	Score
Stanford (8-2, 6-2)	7	3	7	0	17
USC (8-3, 5-2)	14	3	0	3	20

Scoring Summary

Qtr	Time	Team - Scoring Play	Plays-Yards	TOP	Score
1st	8:47	USC - Vainuku - 1 yd pass from Kessler (Heidari PAT failed)	9-63	4:15	STAN 0-USC 6
	6:46	STAN - Gaffney - 35 yd run (Ukropina PAT)	5-76	1:55	STAN 7-USC 6
	2:34	USC - Allen - 1 yd run (Lee pass from Kessler)	8-76	4:07	STAN 7-USC 14
2nd	9:05	USC - Heidari - 23 yd field goal	7-74	3:11	STAN 7-USC 17
	0:17	STAN - Ukropina - 27 yd field goal	11-49	4:55	STAN 10-USC 17
3rd	8:22	STAN - Gaffney - 18 yd run (Ukropina PAT)	10-92	4:43	STAN 17-USC 17
4th	0:19	USC - Heidari - 47 yd field goal	10-27	2:43	STAN 17-USC 20

Statistical Summary

	STAN	USC
FIRST DOWNS	18	18
RUSHES-YARDS (NET)	35-210	27-23
PASSING YDS (NET)	127	288
Passes Att-Comp-Int	25-14-2	37-25-0
TOTAL OFFENSE PLAYS-YARDS	60-337	64-311
Fumble Returns-Yards	0-0	0-0
Punt Returns-Yards	0-0	3-12
Kickoff Returns-Yards	4-71	3-52
Interception Returns-Yards	0-0	2-26
Punts (Number-Avg)	5-45.8	6-35.3
Fumbles-Lost	2-1	2-1
Penalties-Yards	6-70	4-45
Possession Time	30:34	29:26
Third-Down Conversions	4 of 12	4 of 14
Fourth-Down Conversions	0 of 0	1 of 1
Red-Zone Scores-Chances	2-4	3-3
Sacks By: Number-Yards	2-16	0-0

RUSHING

Stanford-Hogan,T 24-158; Hogan,K 4-18; Montgomery,T 2-14; Young,K 1-10; Wilkerson,A 3-9; Hewitt,R 1-1.

USC-Allen, Javorius 16-26; Madden, Tre 6-11; Isaac, Ty 1-2; TEAM 1-minus 1; Kessler, Cody 3-minus 15.

PASSING

Stanford-Hogan,K 14-25-2-127.

USC-Kessler, Cody 25-37-0-288.

RECEIVING

Stanford-Montgomery,T 4-23; Rector,M 2-44; Pratt,J 2-21; Trojan,J 2-17; Cajuste,D 1-19; Whitfield,K 1-6; Hewitt,R 1-5; Gaffney,T 1-3; Lloyd,D 0-minus 11.

USC-Agholor, Nelson 8-104; Lee, Marqise 6-83; Allen, Javorius 4-58; Vainuku, Soma 2-16; Grimble, Xavier 2-10; Rogers, Darreus 1-14; Flournoy, De'Vo 1-3; Madden, Tre 1-0.

INTERCEPTIONS

Stanford-None.

USC-Bailey, Dion 1-26; Cravens, Su'a 1-0.

FUMBLES

Stanford-Gaffney,T 1-0; Lloyd,D 1-1.

USC-Kessler, Cody 1-1; Agholor, Nelson 1-0.

SACKS (UA-A)

Stanford-Murphy,T 2-0.

USC-None.

TACKLES (UA-A)

Stanford-Skov,S 7-2; Murphy,T 6-2; Carter,A 3-4; Lyons,W 4-2; Tarpley,AJ 3-3; Amanam,U 5-0; Richards,J 3-2; Reynolds,E 2-2; Mauro,J 2-1; Anderson,H 1-1; Hemschoot,J 1-1; Carrington,D 1-1; Parry,D 1-0; Harris,R 1-0; Ward,L 1-0; Danser,K 1-0; Skov,P 0-1.

USC-Sarao, Anthony 5-7; Pullard, Hayes 6-5; Wright, Demetri 3-5; Williams, Leona 2-5; Bailey, Dion 3-3; Shaw, Josh 3-2; Seymour, Kevon 3-2; Cravens, Su'a 2-1; Katrib, George 1-2; Tavai, J.R. 1-2; Uko, George 0-3; Vainuku, Soma 1-0; Kennard, Devon 0-1; Ruffin, Jabari 0-1; Woods, Antwaun 0-1.

USC Stuns Stanford

LOS ANGELES - Andre Heidari kicked a 47-yard field goal with 19 seconds to play, and a stalwart defense repeatedly came up big in USC's 20-17 upset of Stanford at the Coliseum.

Cody Kessler passed for 288 yards as the revitalized Trojans earned their fifth win in six games.

USC's defensive performance included two fourth-quarter interceptions and a season-low 17 points from the Cardinal.

Heidari nearly lost his job twice this season, and he missed an extra point in the first quarter. But the junior coolly nailed the tiebreaking field goal -- and then got an unsportsmanlike conduct penalty for running the length of the field to celebrate it.

Stanford had won in its last three trips to the Coliseum, including a triple-overtime thriller in 2011, and its last four meetings with USC overall.

Soma Vainuku caught an early touchdown pass and Javorius Allen rushed for a score for USC, which played 38 straight scoreless minutes until Heidari's kick. Nelson Agholor had eight catches for 104 yards, while Marqise Lee had six catches for 83 yards -- and both receivers made big plays on USC's final drive.

Tyler Gaffney rushed for 158 yards and two touchdowns for Stanford, which had won three straight while closing in on the chance to host the Pac-12 title game for the second straight year. Kevin Hogan went 14 of 25 for 127 yards, but the Cardinal couldn't regain the lead after trailing 17-10 at half, despite repeatedly getting close.

Stanford tied it with Gaffney's 18-yard touchdown run on the first drive of the third quarter, but couldn't score on six drives in the final 23 minutes, managing just 88 yards -- 75 on a single drive ending in Dion Bailey's interception. USC's offense also struggled throughout the second half, but the Trojans' sanctions-depleted defense kept it close despite using just two substitutes for most of the night.


Bailey intercepted Hogan's third-down pass at the USC 6 with about 10 and a half minutes to play, killing what seemed certain to be Stanford's go-ahead drive. Su'a Cravens then intercepted a tipped pass at the USC 44 with 3 minutes to play, giving another chance to the Trojans' offense.

After Lee caught a 13-yard slant pass over midfield on fourth-and-2, the Trojans reached the Stanford 21 before two straight yardage-losing plays pushed them back to the 30 -- and Heidari still nailed his kick.

Stanford betrayed a few nerves early. The Cardinal burned two timeouts and committed an illegal-snap penalty on the game's first drive, and Ty Montgomery dropped two passes in the opening minutes.

USC's opening drive was smooth, with Lee making a tip-toe sideline catch before Vainuku came out of the backfield for a play-action 1-yard touchdown catch just 6:13 in. Gaffney scored on a 35-yard run moments later when he popped out the back of a scrimmage pile and sprinted past the slumbering USC defense, but the Trojans answered with another long drive capped by Allen's 1-yard touchdown run and a 2-point conversion catch by Lee.

Kessler was outstanding in the pocket and on the run, completing 10 straight early passes before Heidari's first field goal put the Trojans up by 10 points early in the second quarter. Stanford added a field goal with 17 seconds left in the first half. After Gaffney capped a 92-yard drive after halftime with his touchdown run up the middle, Stanford forced a fumble by Kessler at the USC 19 -- but the Cardinal's field goal attempt was blocked.





#10/12 Stanford 63, California 13

November 23, 2013 • Stanford, Calif.

Score by Quarters	1	2	3	4	Score
California (1-11, 0-9)	10	3	0	0	13
Stanford (9-2, 7-2)	21	21	7	14	63

Scoring Summary

Qtr	Time	Team - Scoring Play	Plays-Yards	TOP	Score
1st	14:00	STAN - Montgomery - 31 yd run (Williamson PAT)	2-45	1:00	CAL 0-STAN 7
	11:43	CAL - Harris - 15 yd pass from Goff (D'Amato PAT)	6-80	2:11	CAL 7-STAN 7
	11:30	STAN - Montgomery - 50 yd pass from Hogan (Williamson PAT)	1-50	0:13	CAL 7-STAN 14
	6:58	STAN - Montgomery - 12 yd pass from Hogan (Williamson PAT)	7-51	3:44	CAL 7-STAN 21
	0:10	CAL - D'Amato - 29 yd field goal	11-83	4:19	CAL 10-STAN 21
2nd	14:44	STAN - Montgomery - 72 yd pass from Hogan (Williamson PAT)	3-74	0:23	CAL 10-STAN 28
	8:00	STAN - Rector - 45 yd pass from Hogan (Williamson PAT)	5-79	2:32	CAL 10-STAN 35
	5:48	CAL - D'Amato - 47 yd field goal	6-46	2:06	CAL 13-STAN 35
	0:05	STAN - Montgomery - 9 yd pass from Hogan (Williamson PAT)	13-67	5:41	CAL 13-STAN 42
3rd	5:47	STAN - Gaffney - 58 yd run (Ukropina PAT)	8-93	3:29	CAL 13-STAN 49
4th	9:00	STAN - Young - 27 yd run (Ukropina PAT)	6-55	3:03	CAL 13-STAN 56
	1:51	STAN - Owusu - 14 yd pass from Crower (Ukropina PAT)	10-73	5:23	CAL 13-STAN 63

Statistical Summary

	CAL	STAN
FIRST DOWNS	18	25
RUSHES-YARDS (NET)	31-73	35-186
PASSING YDS (NET)	310	417
Passes Att-Comp-Int	35-19-1	35-24-0
TOTAL OFFENSE PLAYS-YARDS	66-383	70-603
Fumble Returns-Yards	0-0	0-0
Punt Returns-Yards	2-0	0-0
Kickoff Returns-Yards	10-154	2-34
Interception Returns-Yards	0-0	1-0
Punts (Number-Avg)	7-35.6	3-47.0
Fumbles-Lost	2-0	2-1
Penalties-Yards	4-49	2-20
Possession Time	28:14	31:46
Third-Down Conversions	2 of 13	11 of 17
Fourth-Down Conversions	0 of 1	3 of 3
Red-Zone Scores-Chances	2-2	3-3
Sacks By: Number-Yards	1-3	2-17

RUSHING

California-Muhammad, Khalf 5-45; Lasco, Daniel 6-22; Bigelow, Brenda 13-17; Hinder, Austin 1-1; Gingold, Lucas 2-0; Kline, Zach 4-minus 12.
Stanford-Gaffney,T 16-95; Montgomery,T 2-31; Young,K 1-27; Wilkerson,A 7-21; Wright,R 6-16; Hogan,K 2-minus 1; Crower,E 1-minus 3.

PASSING

California-Goff, Jared 10-19-0-194; Kline, Zach 8-15-1-115; Leininger, Cole 1-1-0-1.
Stanford-Hogan,K 17-26-0-329; Crower,E 7-9-0-88.

RECEIVING

California-Rodgers, Richar 5-125; Bigelow, Brenda 4-33; Lawler, Kenny 3-27; Harris, Maurice 2-50; Treggs, Bryce 1-38; Bouza, Jackson 1-23; Wark, Jacob 1-7; Grisom, James 1-6; Camporeale, Dan 1-1.
Stanford-Montgomery,T 5-160; Rector,M 4-104; Pratt,J 4-47; Owusu,F 2-56; Trojan,J 2-22; Dudchock,D 1-15; Whitfield,K 1-6; Nelson,K 1-4; Sanders,B 1-2; Hewitt,R 1-1; Skov,P 1-0; Gaffney,T 1-0.

INTERCEPTIONS

California-None.
Stanford-Martinez,B 1-0.

FUMBLES

California-Muhammad, Khalf 2-0.
Stanford-Hogan,K 2-1.

SACKS (UA-A)

California-Barton, Michael 1-0.
Stanford-Vaughters,J 1-0; Murphy,T 1-0.

TACKLES (UA-A)

California-Barton, Michael 4-9; Drew, Damariay 5-4; King, Lucas 4-5; Jackson, Kamero 4-3; Lowe, Michael 3-4; Willis, Joel 3-1; Hunter, Jacobi 1-3; Moala, Viliami 1-3; Coleman, Deandr 1-3; Jefferson, Jale 2-1; D'Amato, Vincen 1-0; Gibson, Jason 1-0; Lopa, Puka 0-1; Camporeale, Dan 0-1.
Stanford-Vaughters,J 2-4; Martinez,B 2-4; Richards,J 3-2; Lancaster,J 3-2; Skov,S 3-1; Murphy,T 3-1; Reynolds,E 2-2; Mauro,J 2-2; Carrington,D 2-2; Lyons,W 2-2; Olugbode,K 1-3; Amanam,U 2-1; Hemschoot,J 2-1; Skov,P 2-0; Hoffpauir,Z 1-1; Kaumatule,L 0-2; Owusu,F 1-0; Gaertner,C 1-0; Harris,R 1-0; Anderson,H 1-0; Rotto,T 1-0; Shober,S 1-0; Browning,B 1-0; Shittu,A 0-1; Lueders,B 0-1; Tarpley,AJ 0-1; Anderson,K 0-1.

Card Back In Pac-12 Title Game



STANFORD, Calif. - The ninth-ranked Cardinal secured its return trip to the conference title game with a 63-13 blowout of Bay Area rival California in the Big Game. The margin of victory was largest in Big Game history.

Ty Montgomery matched a Stanford school record with five touchdowns, scoring the first four times he touched the ball, and Stanford jumped to a quick lead and kept pounding.

Kevin Hogan threw four of his five scoring passes to Montgomery, including a 9-yard completion just before halftime that put Stanford ahead 42-13. The Cardinal bounced back from a loss at USC but needed No. 5 Oregon to lose one of its final two games to win the Pac-12 North. The Ducks lost 42-16 in Tucson, and Stanford's fans led chants of "Arizona! Arizona!"

Hogan set career highs with 329 yards passing and the five touchdown passes.

Michael Rector caught a 45-yard touchdown pass midway through the second quarter for Stanford, while Tyler Gaffney ran for a 58-yard score out of the wildcat formation in the third for a 49-13 lead -- giving Stanford its season high for points and most ever in a Big Game.

Other than that, it was Montgomery's day. He tied Darrin Nelson's single-game touchdowns record set at Oregon State in 1981.

He ran for a 31-yard touchdown and caught a 50-yard touchdown pass both in the opening three and a half, then added a 12-yard touchdown reception with 6:58 to go in the first quarter. On the second play of the second quarter, he made a 72-yard catch and run from Hogan, who was credited with a career-long completion on the play.

Montgomery scored touchdowns on his first three catches of the day, and he had five receptions for 160 yards by halftime. He had his first two touchdowns on only three offensive plays run by the Cardinal to start the game.

Hogan completed his first five passes and finished 17 of 26 in Stanford's 15th straight home victory and fourth in a row in the rivalry. Backup Evan Crower took over late in the third and threw a 14-yard touchdown pass to Francis Owusu.

Stanford finished with 603 total yards and 417 yards passing.

Cal quarterback Jared Goff left the game with 7:06 remaining in the first half with a separated right shoulder after a hard hit by linebacker Shayne Skov, who also clobbered him earlier. Goff landed awkwardly and stayed down for a few minutes, then walked off on his own accompanied by trainers and headed for the locker room.

Zach Kline played the rest of the way in Goff's absence, going 8 of 14 for 115 yards.

Brendan Bigelow broke free for a 25-yard gain on Cal's initial series to help set up Goff's 15-yard touchdown pass to Maurice Harris.

The 116th edition of the Big Game drew a sellout crowd of 50,424 on a gorgeous fall day on The Farm. The field was chipped up and slippery after heavy rain earlier in the week.

Montgomery had no problems. He ran untouched for a 31-yard touchdown off a reverse as Stanford jumped ahead one minute into the game after Lee Ward's 30-yard return on the opening kickoff put the Cardinal in good field position.

Stanford outside linebacker Trent Murphy made his nation-leading 13th sack. The Cardinal also forced at least one turnover for the 36th straight game.



#8/10 Stanford 27, #25/RV Notre Dame 20 November 30, 2012 • Stanford, Calif.

Score by Quarters	1	2	3	4	Score
Notre Dame (8-4)	3	3	14	0	20
Stanford (10-2)	7	7	10	3	27

Scoring Summary

Qtr	Time	Team - Scoring Play	Plays-Yards	TOP	Score
1st	9:05	ND - Brindza - 21 yd field goal	12-65	5:55	ND 3-STAN 0
	5:52	STAN - Cajuste - 16 yd pass from Hogan (Williamson PAT)	7-75	3:13	ND 3-STAN 7
2nd	13:37	STAN - Gaffney - 1 yd run (Williamson PAT)	9-56	4:34	ND 3-STAN 14
	2:07	ND - Brindza - 27 yd field goal	9-44	3:31	ND 6-STAN 14
3rd	11:01	STAN - Wilkerson - 20 yd run (Williamson PAT)	7-76	3:54	ND 6-STAN 21
	7:51	ND - Jones - 4 yd pass from Rees (Brindza PAT)	7-61	3:01	ND 13-STAN 21
	3:40	STAN - Williamson - 27 yd field goal	8-39	4:02	ND 13-STAN 24
	1:37	ND - Daniels 14 yd pass from Rees (Brindza kick)	8-75	1:57	ND 20-STAN 24
4th	9:16	STAN - Williamson - 28 yd field goal	13-55	0:13	ND 20-STAN 27

Statistical Summary

	ND	STAN
FIRST DOWNS	19	21
RUSHES-YARDS (NET)	24-64	51-261
PASSING YDS (NET)	199	158
Passes Att-Comp-Int	34-16-2	18-12-2
TOTAL OFFENSE PLAYS-YARDS	58-263	69-419
Fumble Returns-Yards	0-0	0-0
Punt Returns-Yards	1-8	1-4
Kickoff Returns-Yards	6-139	4-127
Interception Returns-Yards	2-6	2-0
Punts (Number-Avg)	4-41.0	2-38.0
Fumbles-Lost	1-0	0-0
Penalties-Yards	3-15	5-52
Possession Time	25:18	34:42
Third-Down Conversions	5 of 12	8 of 13
Fourth-Down Conversions	0 of 0	0 of 0
Red-Zone Scores-Chances	4-4	5-5
Sacks By: Number-Yards	1-8	1-6

RUSHING

Notre Dame-FOLSTON 14-50; MCDANIEL 4-17; CARLISLE 1-2; ATKINSON, G. 4-1; REES 1-minus 6.
Stanford-Gaffney,T 33-189; Wilkerson,A 5-34; Hogan,K 8-32; Young,K 2-7; Wright,R 1-3; Team 2-minus 4.

PASSING

Notre Dame-REES 16-34-2-199.
Stanford-Hogan,K 12-18-2-158.

RECEIVING

Notre Dame-JONES, TJ 6-56; DANIELS 5-79; ROBINSON, C. 2-29; NIKLAS 2-24; ONWUALU 1-11
Stanford-Cajuste,D 3-75; Montgomery,T 3-46; Dudchock,D 3-24; Gaffney,T 1-6; Pratt,J 1-5; Whitfield,K 1-2.

INTERCEPTIONS

Notre Dame-COLLINSWORTH 1-6; JACKSON, B. 1-0.
Stanford-Lyons,W 2-0.

FUMBLES

Notre Dame-FOLSTON 1-0.
Stanford-None.

SACKS (UA-A)

Notre Dame-SHEMBO 1-0.
Stanford-Skov,S 1-0.

TACKLES (UA-A)

Notre Dame-FOX 7-8; COLLINSWORTH 2-9; CALABRESE 5-3; FARLEY 2-6; SHEMBO 4-2; SMITH, J. 5-0; OKWARA 2-3; JONES, J. 1-3; DAY 1-3; TUITT 2-1; JACKSON, B. 1-2; MOORE 1-2; WILLIAMS, Ish. 1-2; RUSSELL 1-1; PROSISE 1-0; ONWUALU 1-0; ATKINSON, J. 1-0; SCHWENKE 0-1; SCHMIDT, J. 0-1; WOOD, L. 0-1.
Stanford-Tarpley,AJ 4-3; Reynolds,E 3-4; Skov,S 1-5; Amanam,U 1-5; Anderson,H 0-5; Richards,J 3-1; Lyons,W 3-0; Carter,A 2-1; Lueders,B 1-2; Olugbode,K 0-3; Ukropina,C 2-0; Murphy,T 0-2; Whitfield,K 0-2; Vaughters,J 0-2; Hemschoot,J 1-0; Montgomery,T 1-0; Parry,D 0-1; Anderson,K 0-1; Hofpaair,Z 0-1; Cummings,J 0-1; Harris,R 0-1.

Gaffney Gashes Irish



STANFORD, Calif. - Wayne Lyons intercepted two passes by Tommy Rees late in the fourth quarter, and No. 8 Stanford held off No. 25 Notre Dame, 27-20, in the regular-season finale for both teams.

The Cardinal captured the Legends Trophy -- the kind of evidence head coach David Shaw covets -- given to the winner of the series.

The Cardinal overcame two interceptions from Kevin Hogan and a penalty that wiped away another touchdown to win their 16th consecutive home game. Tyler Gaffney ran for 189 yards and a touchdown to cap his sensational Senior Day, and Hogan threw for 158 yards and touchdown pass to Devon Cajuste to help the Cardinal take a 21-6 lead in the third quarter.

Rees nearly rallied the Fighting Irish by throwing two touchdown passes later in the quarter. But interceptions on Notre Dame's final two drives dashed Notre Dame's come back.

Gaffney plowed through the Irish line from a yard out to give the Cardinal a 14-3 lead early in the second quarter. The bunched formation was similar to the one Notre Dame stopped Stepfan Taylor on last year to win in overtime, a stinging loss that the Cardinal regrouped from to roll off eight straight victories, including the Pac-12 title and the Rose Bowl.

Backup Anthony Wilkerson capped the opening drive of the second half in similar fashion. He ran for a 20-yard touchdown run on third-and-9 to put Stanford ahead 21-6.

Notre Dame drove deep in Cardinal territory on its first and final drives of the first half before settling for field goals each time. With Stanford seemingly ready to turn the game into a rout, Rees threw touchdown passes to TJ Jones and DaVaris Daniels late in the third quarter before missing his targets late.

Stanford had no problem sustaining drives but struggled to finish them with touchdowns in the second half, twice settling for field goals. On one of them, a holding penalty on right guard Kevin Danser -- only the second one by a Stanford offensive lineman all season -- erased a touchdown rushing for Gaffney.

Bennett Jackson and Austin Collinsworth each intercepted a pass by Hogan, and officials also called a 15-yard personal foul penalty on Alex Carter -- originally ruled targeted before it was overturned on a video review -- that led to a Notre Dame touchdown.

Just as it has so many times over the past two seasons, the Cardinal defense still bailed out the offense in the end.

Lyons intercepted an underthrown pass by Rees, the 36th straight game the Cardinal have forced a turnover. And after the Irish stopped Stanford three-and-out, Lyons leaped high to intercept another pass by Rees on Stanford's 30 with 2:24 left.

Rees finished 16-for-34 passing for 199 yards. He passed Jimmy Clausen (60) for second on Notre Dame's career list with 61 touchdown passes, behind only Brady Quinn (95).





#7/10 Stanford 38, #17/16 Arizona State 14 December 7, 2013 • Tempe, Ariz.

Score by Quarters	1	2	3	4	Score
Stanford (11-2, 8-2)	14	14	3	7	38
Arizona State (10-3, 8-2)	7	7	0	0	14

Scoring Summary

Qtr	Time	Team - Scoring Play	Plays-Yards	TOP	Score
1st	13:41	STAN - Gaffney - 69 yd run (Williamson PAT)	2-62	1:19	STAN 7 - ASU 0
	11:54	ASU - Foster - 51 yd run (Gonzalez PAT)	5-74	1:32	STAN 7 - ASU 7
	7:30	STAN - Gaffney - 1 yd run (Williamson PAT)	8-60	4:15	STAN 14 - ASU 7
2nd	14:51	STAN - Montgomery - 22 yd run (Williamson PAT)	5-89	2:18	STAN 21 - ASU 7
	9:49	STAN - Gaffney - 1 yd run (Williamson PAT)	6-37	3:14	STAN 28 - ASU 7
	3:52	ASU - Foster - 65 yd pass from Kelly (Gonzalez PAT)	1-65	0:14	STAN 28 - ASU 14
3rd	6:12	STAN - Williamson - 30 yd field goal	11-67	5:40	STAN 31 - ASU 14
4th	12:11	STAN - Montgomery - 24 yd pass from Hogan (Williamson PAT)	5-99	2:58	STAN 38 - ASU 14

Statistical Summary

	STAN	ASU
FIRST DOWNS	18	15
RUSHES-YARDS (NET)	44-240	43-138
PASSING YDS (NET)	277	173
Passes Att-Comp-Int	18-12-0	25-17-0
TOTAL OFFENSE PLAYS-YARDS	62-517	68-311
Fumble Returns-Yards	0-0	0-0
Punt Returns-Yards	0-0	3-13
Kickoff Returns-Yards	3-59	6-113
Interception Returns-Yards	0-0	0-0
Punts (Number-Avg)	3-41.7	5-36.2
Fumbles-Lost	3-1	1-0
Penalties-Yards	8-70	5-38
Possession Time	33:39	26:21
Third-Down Conversions	4 of 12	5 of 16
Fourth-Down Conversions	2 of 3	1 of 4
Red-Zone Scores-Chances	4-4	0-2
Sacks By: Number-Yards	5-36	4-25

RUSHING

Stanford-Gaffney,T 22-133; Wilkerson,A 10-57; Hogan,K 9-24; Montgomery,T 1-22; Hewitt,R 2-4.
Arizona State-Foster, D.J. 8-62; Kelly, Taylor 21-36; Lewis, Deantre 7-29; Nelson, D. 5-10; Robinson, R.J. 1-1; Eubank, Michael 1-0.

PASSING

Stanford-Hogan,K 12-18-0-277; Gaffney,T 0-0-0-0.
Arizona State-Kelly, Taylor 17-25-0-173.

RECEIVING

Stanford-Montgomery,T 5-69; Pratt,J 3-56; Cajuste,D 2-120; Rector,M 1-34; Gaffney,T 1-minus 2.
Arizona State-Foster, D.J. 4-80; Smith, Richard 4-23; Lewis, Deantre 4-16; Strong, Jaalen 2-27; Ozier, Kevin 2-21; Smith, Cameron 1-6.

INTERCEPTIONS

Stanford-None.
Arizona State-None.

FUMBLES

Stanford-Montgomery,T 1-0; Team 1-0; Hogan,K 1-1.
Arizona State-Nelson, D. 1-0.

SACKS (UA-A)

Stanford-Murphy,T 1-0; Hemschoot,J 1-0; Team 1-0; Anderson,H 1-0; Lancaster,J 1-0.
Arizona State-Coleman, Davon 1-0; Young, Chris 1-0; Bradford,Carl 1-0; Sutton, Will 1-0.

TACKLES (UA-A)

Stanford-Skov,S 8-1; Murphy,T 7-0; Tarpley,AJ 5-2; Martinez,B 5-0; Hemschoot,J 4-0; Vaughters,J 3-1; Lancaster,J 3-0; Anderson,H 3-0; Carter,A 3-0; Reynolds,E 2-1; Lyons,W 2-1; Amanam,U 2-1; Anderson,K 2-0; Mauro,J 2-0; Hoffpauir,Z 2-0; Richards,J 1-1; Team 1-0; Shittu,A 1-0; Lueders,B 1-0; Miller,R 1-0; Carrington,D 1-0.
Arizona State-Young, Chris 6-2; Coleman, Davon 6-1; Nelson, Robert 6-0; Darby, Alden 6-0; Bradford,Carl 5-1; Irabor, Osahon 4-1; Fiso, Salamo 4-1; Randall, D. 3-0; Sutton, Will 2-0; Martin, Steffon 2-0; Conway, Gannon 1-1; Jones, Anthony 1-1; Carrington, L. 1-0.

All Roses for Stanford



TEMPE, Ariz. - Tyler Gaffney ran for 133 yards and scored three touchdowns in a dominating first half, leading No. 7 Stanford back to the Rose Bowl with a 38-14 victory over No. 11 Arizona State in the Pac-12 title game.

Stanford raced out to a big lead Sept. 21 in its first game with Arizona State this season and had its way with the Sun Devils again early in the rematch, going up 28-7 early in the second quarter. Gaffney, as he has most of the season, did most of the damage, scoring on a 69-yard run on the Cardinal's second play and a pair of 1-yard runs.

The Cardinal consistently gouged Arizona State's defense for big plays all night, racking up 517 yards, including 240 on the ground.

Kevin Hogan kept the Sun Devils off-balance, throwing for 277 yards and a touchdown. Ty Montgomery added a dash of versatility, catching a touchdown pass and running for another score.

Stanford's defense, its calling card under Shaw and Jim Harbaugh before him, was dominating again, preventing Taylor Kelly from making big plays while holding Arizona State's offense to 311 total yards.

Arizona State stumbled early for the second straight game against the Cardinal and again had trouble on special teams to spoil its Rose Bowl hopes.

The Sun Devils were able to beat Arizona without leading rusher and scorer Marion Grice last week, but had trouble getting much going offensively without him against the Cardinal.

D.J. Foster accounted for 142 total yards and two touchdowns before a knee injury sidelined him for most of the second half. Kelly threw for 173 yards and touchdown and was unable create plays with his legs against Stanford's containment.

Stanford won the first meeting 42-28 by racing out to a big lead and holding a Sun Devils' charge.

A lot happened in the 11 weeks since: Arizona State won seven straight to clinch the Pac-12 South and Stanford won the North despite losing twice.

The Cardinal got off to another fast start in the rematch: Gaffney raced 69 yards down the sideline for a touchdown that turned the raucous crowd inside Sun Devil Stadium nearly silent.

The Sun Devils had a quick counterpunch this time, scoring on their fifth play when Foster charged through up the middle for a 51-yard touchdown, eclipsing Arizona State's entire rushing total (50) from the first meeting.

But Stanford followed with a series of body blows, churning out big plays behind its massive offensive line.

Gaffney scored on a 1-yard run after Hogan hit Jordan Pratt on 35-yard pass. Montgomery scored on the first play of the second quarter, racing in 22 yards on an end-around after Hogan connected on a 42-yard pass to Devon Cajuste. A 29-yard run by Anthony Wilkerson set up Foster's third touchdown, a fourth-down dive that put the Cardinal up 28-7 early in the second quarter.

Arizona State finally showed signs of life late in the quarter, when Foster broke a tackle and turned a swing pass into a 65-yard touchdown that cut the lead to 28-14.

The Sun Devils had a couple of scoring chances in the third quarter and came up empty.

Zane Gonzalez ended his school-record streak of made field goals 18 by missing a 31-yarder and Stanford's Zach Hoffpauir came off the corner to stuff De'Marieya Nelson on fourth-and-goal on Arizona State's second attempt from the 1.

Stanford put it out of reach thanks to another big play early in the fourth quarter. Hogan hit Cajuste on a 78-yard pass, then found Montgomery on a 24-yard touchdown throw to put the Cardinal up 38-14 and headed back to the Rose Bowl.



#5 Stanford 20, #4 Michigan State 24 January 1, 2014 • Pasadena, Calif.

Score by Quarters	1	2	3	4	Score
Stanford (11-3)	10	7	0	3	20
Michigan State (13-1)	0	14	3	7	24

Scoring Summary

Qtr	Time	Team - Scoring Play	Plays-Yards	TOP	Score
1st	11:16	STAN - Gaffney - 16 yd run (Williamson PAT)	7-77	3:44	STAN 7-MSU 0
	1:40	STAN - Williamson - 34 yd field goal	7-69	2:41	STAN 10-MSU 0
2nd	10:45	MSU - Langford - 2 yd run (Geiger PAT)	13-75	5:55	STAN 10-MSU 7
	2:07	STAN - Anderson, K - 40 yd interception return (Williamson PAT)	--	--	STAN 17-MSU 7
	0:28	MSU - Pendleton - 2 yd pass from Cook (Geiger PAT)	7-75	1:39	STAN 17-MSU 14
3rd	12:56	MSU - Geiger - 31 yd field goal	6-61	2:04	STAN 17-MSU 17
4th	13:22	MSU - Lippett - 25 yd pass from Cook (Geiger PAT)	3-27	1:28	STAN 17-MSU 24
	4:15	STAN - Williamson - 39 yd field goal	9-50	4:46	STAN 20-MSU 24

Statistical Summary

	STAN	MSU
FIRST DOWNS	11	21
RUSHES-YARDS (NET)	36-162	35-65
PASSING YDS (NET)	143	332
Passes Att-Comp-Int	18-10-1	36-22-1
TOTAL OFFENSE PLAYS-YARDS	54-305	71-397
Fumble Returns-Yards	0-0	0-0
Punt Returns-Yards	2-4	3-21
Kickoff Returns-Yards	4-94	0-0
Interception Returns-Yards	1-40	1-0
Punts (Number-Avg)	5-49.8	6-45.5
Fumbles-Lost	2-0	1-1
Penalties-Yards	8-55	4-35
Possession Time	28:49	31:11
Third-Down Conversions	4 of 13	3 of 11
Fourth-Down Conversions	0 of 2	0 of 0
Red-Zone Scores-Chances	3-3	3-4
Sacks By: Number-Yards	4-16	1-8

RUSHING

STANFORD-GAFFNEY,T 24-91; HOGAN,K 8-41; RECTOR,M 1-27; SEALE,R 1-4; HEWITT,R 1-0; TEAM 1-minus 1.
MICHIGAN STATE-LANGFORD, J. 23-84; KINGS, M. 2-7; FOWLER, BENNIE 1-minus 5; TEAM 3-minus 6; COOK, CONNOR 6-minus 15.

PASSING

STANFORD-HOGAN,K 10-18-1-143.
MICHIGAN STATE-COOK, CONNOR 22-36-1-332.

RECEIVING

STANFORD-MONTGOMERY,T 3-21; RECTOR,M 2-44; CAJUSTE,D 1-51; SANDERS,B 1-11; HEWITT,R 1-11;
WILKERSON,A 1-7; GAFFNEY,T 1-minus 2.
MICHIGAN STATE-LIPPETT, TONY 5-94; LANGFORD, J. 5-17; KINGS, M. 4-52; FOWLER, BENNIE 2-97; PENDLETON, T. 2-21; MUMPHERY, KEITH 1-20; GLEICHERT, A. 1-17; PRICE, JOSIAH 1-9; LYLES, JAMAL 1-5.

INTERCEPTIONS

STANFORD-ANDERSON,K 1-40.
MICHIGAN STATE-WAYNES, TRAE 1-0.

FUMBLES

STANFORD-HOGAN,K 2-0.
MICHIGAN STATE-LANGFORD, J. 1-1.

SACKS (UA-A)

STANFORD-MURPHY,T 1-0; LUEDERS,B 1-0; ANDERSON,H 1-0; SKOV,S 1-0.
MICHIGAN STATE-DRONE, DENZEL 1-0.

TACKLES (UA-A)

STANFORD-REYNOLDS,E 7-3; SKOV,S 6-3; TARPLEY,AJ 3-3; LYONS,W 2-3; RICHARDS,J 2-3; HARRIS,R 3-1;
MURPHY,T 2-2; PARRY,D 3-0; AMANAM,U 2-1; ANDERSON,K 2-0; MAURO,J 2-0; CARTER,A 1-1; LUEDERS,B 1-1;
ANDERSON,H 1-1; HEMSCHOOT,J 0-2; WARD,L 1-0; HOFFPAUIR,Z 1-0; MILLER,R 0-1; LANCASTER,J 0-1.
MICHIGAN STATE-JONES, TAIWAN 6-2; ALLEN, DENICOS 6-1; DRUMMOND, K. 3-2; HARRIS, DARIEN 2-3;
WILLIAMSON, RJ 4-0; REYNOLDS, M. 4-0; LEWIS, ISAIAH 2-2; ELSWORTH, KYLER 1-3; RUSH, MARCUS 3-0;
WAYNES, TRAE 3-0; DENNARD, D. 0-3; CLEMONS, B. 0-2; HOOVER, TYLER 1-0; THOMAS, L. 1-0; DRONE, DENZEL 1-0; PEPPER, TAYBOR 1-0; EDMONDSON, J. 0-1; CALHOUN, S. 0-1.

Stanford Tripped in Rose Bowl



PASADENA, Calif. - Stanford took a 10-0 lead after the first quarter, but could not hold on as Michigan State came back for a 24-20 victory in the 100th Rose Bowl Game.

Tyler Gaffney ran for 91 yards and an early touchdown for Stanford (11-3), and linebacker Kevin Anderson returned an interception 40 yards for a score late in the first half. But the Cardinal couldn't follow up last season's victory in Pasadena with back-to-back Rose Bowl wins, managing three points from the offense after the first quarter.

Kevin Hogan threw for 143 yards on 10-of-18 passing, including a 51-yard connection to Devon Cajuste in the third quarter and a 43-yard strike to Michael Rector in the first.

Ed Reynolds led the defense with 10 tackles and Shayne Skov had a sack and three tackles for loss. But Michigan State's Connor Cook passed for a career-high 332 yards on 22-of-36 passing.

Cook's connection with Tony Lippett in the fourth quarter proved to be the difference.


The tiebreaking pass came from 25-yards out and Stanford could not muster a comeback of its own, despite a late field goal from Jordan Williamson.

Cook also threw a touchdown pass to Trevon Pendleton, and Jeremy Langford rushed for 84 yards and a score in the first Rose Bowl victory in 26 years for the Big Ten champion Spartans, who finished the season with 10 straight wins.

Michigan State's defense capped its season with one more old-school, smash-mouth performance during the centennial celebration of The Granddaddy of Them All.

The Spartan's defense ended it by stopping the Pac-12 champion Cardinal on fourth-and-1 with 1:46 to play, stuffing a run play up the middle. Kyler Elsworth, who started in place of suspended senior leader Max Bullough, hurdled the pile to deliver an electrifying, head-on hit to fullback Ryan Hewitt.

A mere 112 years after the game considered the first Rose Bowl was played in a park elsewhere in Pasadena, Stanford and Michigan State engaged in an old-fashioned slugfest in the venerable stadium that later hosted the BCS title game. Stanford fell to 54-13 over the last five seasons, including four straight appearances in BCS bowl games.





THE HISTORY

Individual Records

Rushing Attempts

Game

- 45 Tyler Gaffney vs. Oregon • 2013
- 39 Tommy Vardell vs. California • 1991
- 38 Brad Muster at UCLA • 1986
- 38 Toby Gerhart vs. Oregon • 2009
- 37 Brad Muster...vs. Washington State • 1986
- 36 Tyler Gaffney vs. UCLA • 2013
- 35 Stepfan Taylor vs. Oklahoma State • 2012
- 34 Ernie Nevers vs. Notre Dame • 1925
- 34 Brad Muster at California • 1984
- 34 J.R. Lemon vs. Arizona State • 2003

Season

- 343 Toby Gerhart 2009
- 330 Tyler Gaffney 2013
- 322 Stepfan Taylor 2012
- 260 Brad Muster 1986
- 247 Tommy Vardell 1991
- 242 Stepfan Taylor 2011
- 228 Jon Volpe 1988
- 223 Stepfan Taylor 2010
- 210 Toby Gerhart 2008
- 197 Ray Handley 1964

Career

- 843 Stepfan Taylor 2009-12
- 730 Darrin Nelson 1977-78, 80-81
- 703 Brad Muster 1984-87
- 671 Toby Gerhart 2006-09
- 559 Mike Mitchell 1993-97
- 555 Kerry Carter 1999-02
- 540 Anthony Bookman 1994-97
- 498 Brian Allen 1998-01
- 486 Tyler Gaffney 2009-11, 13
- 481 Glyn Milburn 1990-92

Rushing Yards

Game

- 223 Toby Gerhart vs. Oregon • 2009
- 220 Jon Volpe at Washington • 1988
- 211 Darrin Nelson vs. San Jose State • 1977
- 209 Lou Valli at California • 1956
- 205 Toby Gerhart vs. Notre Dame • 2009
- 204 Brad Muster at California • 1984
- 202 Darrin Nelson...at Washington State • 1980
- 201 Ernie Caddell vs. Dartmouth • 1930
- 200 Darrin Nelson vs. Tulane • 1978
- 200 Toby Gerhart vs. Washington • 2009

Season

- 1,871 Toby Gerhart 2009
- 1,709 Tyler Gaffney 2013
- 1,530 Stepfan Taylor 2012
- 1,330 Stepfan Taylor 2011
- 1,188 Tommy Vardell 1991
- 1,161 Darrin Nelson 1978
- 1,137 Stepfan Taylor 2010
- 1,136 Toby Gerhart 2008
- 1,123 Brad Muster 1986
- 1,105 Darrin Nelson 1977

Career

- 4,300 Stepfan Taylor 2009-12
- 4,169 Darrin Nelson 1977-78, 80-81
- 3,522 Toby Gerhart 2006-09
- 3,010 Brad Muster 1984-87
- 2,672 Anthony Bookman 1994-97
- 2,550 Mike Mitchell 1993-97
- 2,500 Tyler Gaffney 2009-11, 13
- 2,252 Glyn Milburn 1990-92
- 2,162 Brian Allen 1998-01
- 2,079 Kerry Carter 1999-02
- 1,940 Anthony Kimble 2005-08
- 1,893 Tommy Vardell 1988-91
- 1,786 Bobby Grayson 1933-35
- 1,768 Ray Handley 1963-65
- 1,689 Vincent White 1979-82
- 1,674 Jon Volpe 1987-90
- 1,636 Kenneth Tolon 2001-04
- 1,593 Bill Tarr 1953-55
- 1,543 Scott Laidlaw 1972-73
- 1,357 Jackie Brown 1969-71

Rushing Yards Per Attempt

Game

- 22.5 Ethan Allen (4 for 90)..... vs. Arizona State • 1993

Season (minimum 400 yards)

- 11.50 Dick Hyland (38 for 437) 1926
- 8.24 Andrew Luck (55 for 453) 2010
- 6.56 Anthony Bookman (122 for 800) 1997
- 6.41 Pete Kmetovic (95 for 609) 1940
- 6.34 Darrin Nelson (183 for 1,161) 1978
- 6.07 Tyler Gaffney (74 for 449) 2011
- 5.98 Anthony Kimble (120 for 717) 2008
- 5.79 Vincent White (72 for 417) 1981
- 5.70 Darrin Nelson (194 for 1,105) 1977
- 5.61 Vincent White (88 for 494) 1982

Career (minimum 1,000 yards)


- 5.90 Phil Moffatt (193 for 1,139) 1929-31
- 5.71 Darrin Nelson (730 for 4,169) 1977-81
- 5.26 Vincent White (321 for 1,689) 1979-82
- 5.25 Toby Gerhart (671 for 3,522) 2006-09
- 5.18 Bob White (234 for 1,211) 1948-50
- 5.14 Tyler Gaffney (486 for 2,500)..... 2009-11, 13
- 5.10 Stepfan Taylor (843 for 4,300)..... 2009-12
- 5.02 Bubba Brown (215 for 1,080) 1968-69
- 4.95 Anthony Bookman (540 for 2,672) .. 1994-97
- 4.68 Glyn Milburn (481 for 2,253) 1990-92



Toby Gerhart



Stepfan Taylor



Darrin Nelson



Individual Records

Rushing Touchdowns

Game

1.	4	Darrin Nelson.....at Oregon State • 1981
4		Tommy Vardellat Notre Dame • 1990
4		Kerry Cartervs. USC • 2000
4		Kerry Carterat Oregon • 2001
4		Toby Gerhart..vs. Washington State • 2008
4		Toby Gerhart.....vs. California • 2009
4		Stepfan Taylor.....vs. Arizona • 2010

Season

1.	28	Toby Gerhart.....2009
2.	22	Tommy Vardell1991
3.	21	Tyler Gaffney2013
4.	15	Toby Gerhart.....2008
15		Stepfan Taylor.....2010
6.	14	Tommy Vardell1990
7.	13	Brad Muster.....1986
13		Stepfan Taylor.....2012
9.	11	Skip Face1959
11		Darrin Nelson.....1981

Career

1.	44	Toby Gerhart2006-09
2.	40	Stepfan Taylor.....2009-12
3.	39	Tommy Vardell1988-91
4.	33	Tyler Gaffney2009-11, 13
5.	28	Brad Muster.....1984-87
6.	24	Darrin Nelson.....1977-81
24		Kerry Carter1999-02
8.	21	Mike Mitchell1993-97
9.	19	Bobby Grayson.....1933-35
10.	18	Anthony Kimble.....2005-08

100-yard Rushing Games

Season

1.	11	Toby Gerhart.....2009
2.	9	Tyler Gaffney.....2013
3.	8	Tommy Vardell1991
8		Toby Gerhart.....2008
8		Stepfan Taylor.....2012
6.	7	Stepfan Taylor.....2010
7.	6	Stepfan Taylor.....2011
8.	5	Darrin Nelson.....1978
5		Darrin Nelson.....1980
5		Brad Muster.....1986

Career

1.	21	Stepfan Taylor.....2009-12
2.	20	Toby Gerhart.....2006-09
3.	16	Darrin Nelson.....1977-78, 80-81
4.	11	Anthony Bookman.....1994-97
5.	10	Brad Muster.....1984-87
10		Tyler Gaffney.....2009-11, 13
7.	9	Mike Mitchell1993-97
8.	8	Tommy Vardell1988-91
8		Glyn Milburn.....1990-92
10.	6	Brian Allen1998-01

Consecutive 100-yard Rushing Games

Season

1.	7	Toby Gerhart.....2009
2.	5	Stepfan Taylor.....2010
5		Tyler Gaffney2013
4.	4	Darrin Nelson.....1980
4		Tommy Vardell (twice).....1991
4		Toby Gerhart.....2008

Longest Rush

Game

1.	96	Bill Rogers.....vs. Oregon State • 1952
----	----	---

Top Rushing Tandems

Season

1.	2,225	Toby Gerhart (1,871).....2009
		Andrew Luck (354)2009
2.	2,064	Tyler Gaffney (1,709).....2013
		Kevin Hogan (355).....2013
3.	1,853	Toby Gerhart (1,136).....2008
		Anthony Kimble (717).....2008
3.	1,842	Tommy Vardell (1,188).....1991
		Glyn Milburn (654).....1991
4.	1,793	Stepfan Taylor (1,530).....2012
		Kevin Hogan (263).....2012

Rushing Yards by a Quarterback

Game

1.	129	Don Bunce...vs. Washington State • 1969
----	-----	---

Season

1.	453	Andrew Luck2010
2.	362	Gene Washington.....1966
3.	355	Kevin Hogan.....2013
4.	354	Andrew Luck2009
5.	263	Kevin Hogan.....2012
6.	250	Don Bunce.....1971
7.	209	Jim Plunkett.....1970
8.	205	Randy Fasani2001
9.	194	Steve Thurlow.....1962
10.	193	Scott Frost.....1994

Career

1.	957	Andrew Luck2009-11
2.	618	Kevin Hogan.....2012-current
3.	481	Don Bunce.....1968-69, 71
4.	369	Jim Plunkett.....1968-70
5.	362	Gene Washington.....1966-68
6.	348	Randy Fasani1998-2001
7.	336	Alex Loukas2007-10
8.	299	Dave Lewis.....1964-66
9.	256	Scott Frost.....1993-94
10.	199	Trent Edwards2003-06
199		Joe Borchard1998-99

Rushing Touchdowns by a Quarterback

Game

1.	3	Josh Nunes.....vs. Arizona • 2012
----	---	-----------------------------------

Season

1.	6	Jim Plunkett.....1968
----	---	-----------------------

Career

1.	10	Jim Plunkett.....1968-70
----	----	--------------------------

Pass Attempts

Game

1.	68	Steve Smithvs. Notre Dame • 1989
2.	63	John Elway.....at Ohio State • 1982
3.	59	Steve Stenstrom.....at Notre Dame • 1994
59		T.C. Ostrander.....vs. UCLA • 2007
5.	56	John Paye.....at San Diego State • 1985
6.	55	Mike Boryla.....at Oregon • 1972
7.	54	Todd Husak.....vs. San Jose State • 1998
8.	53	Guy Benjaminat UCLA • 1976
9.	52	Steve Smithvs. San Jose State • 1989
10.	51	Mike Cordova.....at Penn State • 1974
51		Steve Dilsat Washington State • 1978
51		John Elway.....at Washington • 1981
51		Steve Stenstrom.....vs. California • 1993

Season

1.	455	Steve Stenstrom.....1993
2.	447	Todd Husak.....1998
3.	419	Steve Dils1978
4.	405	John Elway1982
405		John Paye.....1985
6.	404	Andrew Luck.....2011
7.	388	Jim Plunkett.....1970
8.	379	John Elway.....1980
9.	372	Andrew Luck.....2010
10.	366	John Elway1981
366		Guy Benjamin1977

Career

1.	1,380	Steve Stenstrom.....1991-94
2.	1,246	John Elway1979-82
3.	1,198	John Paye.....1983-86
4.	1,064	Andrew Luck.....2009-11
5.	992	Jim Plunkett.....1968-70
6.	908	Todd Husak.....1996-99
7.	867	Trent Edwards2003-06
8.	844	Guy Benjamin1974-77
9.	726	Chris Lewis.....2000-03
10.	708	Jason Palumbis.....1988-91



Individual Records

Pass Completions

Game

- 1. 40 John Paye.....at San Diego State • 1985
- 2. 39 Steve Smith.....vs. Notre Dame • 1989
- 3. 37 Steve Stenstrom.....at Notre Dame • 1994
- 4. 35 Guy Benjamin..... at UCLA • 1976
- 35 John Elway..... at Ohio State • 1982
- 6. 34 Dick Norman.....vs. California • 1959
- 7. 33 John Elway..... at Purdue • 1981
- 33 Andrew Luck..... at Arizona State • 2010
- 9. 32 Steve Dils..... at Washington State • 1978
- 32 Steve Dils.....vs. Oklahoma • 1978

Season

- 1. 300 Steve Stenstrom.....1993
- 2. 288 Andrew Luck.....2011
- 3. 271 John Paye.....1985
- 4. 264 Steve Dils.....1978
- 5. 263 Andrew Luck.....2010
- 6. 262 John Elway.....1982
- 7. 248 John Elway.....1980
- 8. 234 Jason Palumbis.....1990
- 9. 233 Todd Husak.....1998
- 10. 231 Guy Benjamin.....1977

Career

- 1. 866 Steve Stenstrom.....1991-94
- 2. 774 John Elway.....1979-82
- 3. 715 John Paye.....1983-86
- 4. 713 Andrew Luck.....2009-11
- 5. 550 Jim Plunkett.....1968-70
- 6. 511 Guy Benjamin.....1974-77
- 7. 488 Trent Edwards.....2003-06
- 8. 483 Todd Husak.....1996-99
- 9. 442 Jason Palumbis.....1988-91
- 10. 401 Chad Hutchinson.....1996-97

Passing Yards

Game

- 1. 450 Todd Husak..... vs. Oregon State • 1998
- 2. 430 Steve Dils..... at Washington State • 1978
- 3. 423 Andrew Luck..... at Arizona • 2009
- 4. 419 Todd Husak..... at UCLA • 1998
- 5. 418 John Elway..... at Purdue • 1981
- 6. 408 John Paye..... at Oregon • 1985
- 408 Steve Stenstrom..... at UCLA • 1994
- 8. 407 John Elway..... at Ohio State • 1982
- 407 Steve Stenstrom..... at Oregon • 1993
- 407 Steve Stenstrom.....vs. Oregon State • 1993

Season

- 1. 3,627 Steve Stenstrom.....1993
- 2. 3,517 Andrew Luck.....2011
- 3. 3,338 Andrew Luck.....2010
- 4. 3,242 John Elway.....1982
- 5. 3,153 Steve Dils.....1978
- 6. 3,092 Todd Husak.....1998
- 7. 2,980 Jim Plunkett.....1970
- 8. 2,946 Todd Husak.....1999
- 9. 2,889 John Elway.....1980
- 10. 2,822 Steve Stenstrom.....1994

Career

- 1. 10,911 Steve Stenstrom.....1991-94
- 2. 9,430 Andrew Luck.....2009-11
- 3. 9,349 John Elway.....1979-82
- 4. 7,809 Jim Plunkett.....1968-70
- 5. 7,669 John Paye.....1983-86
- 6. 6,834 Todd Husak.....1996-99
- 7. 6,215 Guy Benjamin.....1974-77
- 8. 5,443 Trent Edwards.....2003-06
- 9. 4,954 Jason Palumbis.....1988-91
- 10. 4,461 Chad Hutchinson.....1996-97

Completion Percentage

Season (minimum 180 attempts)


- 1. .713 Andrew Luck (288-404).....2011
- 2. .707 Andrew Luck (263-372).....2010
- 3. .686 Jason Palumbis (234-341).....1990
- 4. .670 Turk Schonert (148-221).....1979
- 5. .669 John Paye (271-405).....1985
- 6. .659 Steve Stenstrom (300-455).....1993
- 7. .654 John Elway (248-379).....1980
- 8. .652 Steve Stenstrom (217-333).....1994
- 9. .647 John Elway (262-405).....1982
- 10. .631 Guy Benjamin (231-366).....1977

Career (minimum 300 attempts)

- 1. .670 Andrew Luck (425-660).....2009-11
- 2. .647 Kevin Hogan (289-447).....2012-current
- 3. .631 Steve Dils (291-461).....1977-78
- 4. .628 Steve Stenstrom (866-1,380).....1991-94
- 5. .624 Jason Palumbis (442-708).....1988-91
- 6. .621 John Elway (774-1,246).....1979-82
- 7. .612 Chad Hutchinson (401-655).....1996-97
- 8. .605 Guy Benjamin (511-844).....1974-77
- 9. .597 John Paye (715-1,198).....1983-86
- 10. .569 Mark Butterfield (234-411).....1992-95



Steve Stenstrom



Andrew Luck



John Elway



Individual Records


Passing Efficiency

Season (minimum 180 attempts)

1.	170.2	Andrew Luck	2010
		(263-372, 3,338 yards, 8 INT, 32 TD)	
2.	169.7	Andrew Luck	2011
		(288-404, 3,517 yards, 10 INT, 37 TD)	
3.	163.2	Turk Schonert	1979
		(148-221, 1,927 yards, 6 INT, 19 TD)	
4.	151.5	Kevin Hogan	2013
		(180-295, 2,630 yards, 10 INT, 20 TD)	
5.	148.6	Steve Stenstrom	1994
		(217-333, 2,822 yards, 6 INT, 16 TD)	
6.	147.2	John Elway	1980
		(248-379, 2,889 yards, 11 INT, 27 TD)	
7.	146.3	Steve Stenstrom	1993
		(300-455, 3,627 yards, 14 INT, 27 TD)	
8.	145.6	John Elway	1982
		(262-405, 3,242 yards, 12 INT, 24 TD)	
9.	143.5	Andrew Luck	2009
		(162-288, 2,575 yards, 4 INT, 13 TD)	
10.	142.2	Bobby Garrett	1953
		(118-205, 1,637 yards, 10 INT, 17 TD)	

Career (minimum 300 attempts)

1.	162.8	Andrew Luck	2009-11
		(713-1,064, 9,430 yards, 22 INT, 82 TD)	
2.	150.3	Kevin Hogan	2012-current
		(289-447, 3,726 yards, 13 INT, 29 TD)	
3.	141.4	Steve Stenstrom	1991-94
		(866-1,380, 10,911 yards, 38 INT, 74 TD)	
4.	139.3	John Elway	1979-82
		(774-1,246, 9,349 yards, 39 INT, 77 TD)	
5.	138.8	Steve Dils	1977-78
		(291-461, 3,488 yards, 15 INT, 26 TD)	
6.	133.0	Randy Fasani	1999-01
		(199-390, 3,088 yards, 11 INT, 25 TD)	
7.	131.0	Guy Benjamin	1974-77
		(511-844, 6,215 yards, 43 INT, 48 TD)	
8.	129.5	Jim Plunkett	1968-70
		(550-992, 7,809 yards, 48 INT, 53 TD)	
9.	127.6	Mark Butterfield	1992-95
		(234-411, 2,997 yards, 12 INT, 19 TD)	
10.	126.0	Todd Husak	1996-99
		(483-908, 6,834 yards, 24 INT, 41 TD)	



Guy Benjamin

Touchdown Passes

Game

1.	6	John Elway	vs. Oregon State • 1980
2.	5	Mike Boryla	vs. Washington State • 1973
5	5	Steve Dils	at Washington State • 1978
5	5	John Elway	at Washington State • 1980
5	5	John Elway	vs. Oregon State • 1982
5	5	Steve Stenstrom	vs. Colorado • 1993
5	5	Joe Borchard	vs. UCLA • 1999
5	5	Kevin Hogan	vs. California • 2013
9.	4	Jim Plunkett	vs. San Jose State • 1968
4	4	Jim Plunkett	at Purdue • 1969
4	4	Jim Plunkett	at Washington • 1969
4	4	Mike Cordova	vs. Army • 1975
4	4	John Elway	at Purdue • 1982
4	4	Steve Stenstrom	vs. San Jose State • 1994
4	4	Mark Butterfield	vs. UCLA • 1995
4	4	Chad Hutchinson	vs. Oregon • 1997
4	4	Todd Husak	at Arizona State • 1999
4	4	Randy Fasani	vs. San Jose State • 2000
4	4	Randy Fasani	vs. Boston College • 2001
4	4	Randy Fasani	vs. Arizona State • 2001
4	4	Chris Lewis	vs. California • 2001
4	4	Trent Edwards	at San Jose State • 2006
4	4	Andrew Luck	vs. Sacramento State • 2010
4	4	Andrew Luck	vs. Wake Forest • 2010
4	4	Andrew Luck	vs. Oregon State • 2010
4	4	Andrew Luck	vs. Virginia Tech • 2011
4	4	Andrew Luck	at Duke • 2011
4	4	Andrew Luck	at Washington State • 2011
4	4	Andrew Luck	vs. Notre Dame • 2011

Season

1.	37	Andrew Luck	2011
2.	32	Andrew Luck	2010
3.	27	John Elway	1980
	27	Steve Stenstrom	1993
5.	25	Steve Dils	1978
6.	24	John Elway	1982
7.	22	Guy Benjamin	1977
8.	20	Jim Plunkett	1969
	20	John Elway	1981
	20	Kevin Hogan	2013

Career

1.	82	Andrew Luck	2009-11
2.	77	John Elway	1979-82
3.	74	Steve Stenstrom	1991-94
4.	53	Jim Plunkett	1968-70
5.	48	Guy Benjamin	1974-77
6.	41	Todd Husak	1996-99
7.	38	John Paye	1983-86
8.	36	Trent Edwards	2003-06
9.	34	Chris Lewis	2000-03
10.	31	Mike Boryla	1970-73

300-yard Passing Games

Season

1.	8	Steve Stenstrom	1993
2.	6	John Elway	1982
3.	5	Steve Stenstrom	1994
5	5	Todd Husak	1999
5	5	Andrew Luck	2011
6.	4	Todd Husak	1998
7.	3	Jim Plunkett	1969
3	3	John Elway	1981
3	3	John Paye	1985
3	3	Jason Palumbis	1990
3	3	Mark Butterfield	1995
3	3	Andrew Luck	2010

Career

1.	15	Steve Stenstrom	1991-94
2.	10	John Elway	1979-82
3.	9	Todd Husak	1996-99
9	9	Andrew Luck	2009-11
5.	6	John Paye	1983-86
6.	4	Jim Plunkett	1968-70
7.	3	Guy Benjamin	1974-77
3	3	Jason Palumbis	1988-91
3	3	Mark Butterfield	1992-95

Interceptions

Game

1.	5	Jim Plunkett	vs. Purdue • 1970
5	5	John Elway	vs. San Jose State • 1981

Season

1.	20	Mike Boryla	1972
----	----	-------------	------


Career

1.	48	Jim Plunkett	1968-70
----	----	--------------	---------

Longest Pass Play

Game

1.	98	Joe Borchard to Troy Walters (TD)	vs. UCLA • 1999
----	----	-----------------------------------	-----------------



Jim Plunkett

Individual Records

Pass Receptions

Game


1.	14	Eric Cross at Hawai'i • 1972
	14	Vincent White at UCLA • 1982
	14	Brad Muster at Oregon • 1985
	14	Jim Price at Notre Dame • 1989
5.	13	Gene Washington at UCLA • 1968
	13	Darrin Nelson vs. Ohio State • 1981
	13	Troy Walters vs. Oregon • 1997
	13	DeRonnie Pitts vs. USC • 2000
9.	12	Chris Burford vs. California • 1959
	12	James Lofton at Washington • 1977
	12	Vincent White at Purdue • 1981
	12	Brad Muster vs. Oregon State • 1985
	12	Brad Muster at Arizona State • 1985
	12	Brian Morris vs. UCLA • 1985
	12	Mark Harris at Oregon • 1993
	12	Luke Powell vs. San Jose State • 2003
	12	Mark Bradford at Washington State • 2007

Season

1.	86	Troy Walters1997
	78	Brad Muster1985
3.	77	Troy Walters1999
	77	DeRonnie Pitts2000
5.	74	DeRonnie Pitts1998
6.	71	Gene Washington1968
	71	Chris Walsh1991
8.	69	Zach Ertz2012
9.	68	Vincent White1982
10.	67	Darrin Nelson1981
	67	Justin Armour1994

Career

1.	248	Troy Walters1996-99
	228	DeRonnie Pitts1997-00
3.	223	Darrin Nelson1977-78, 80-81
4.	198	Brad Muster1984-87
5.	169	Mark Bradford2003-07
6.	162	Vincent White1979-82
7.	158	Jeff James1984-87
8.	156	Justin Armour1991-94
9.	146	Ken Margerum1977-80
	146	Ed McCaffrey1986-87, 89-90
	146	Chris Walsh1988-91
	146	Glyn Milburn1990-92
	146	Brian Manning1993-96



Eric Cross

Receiving Yards

Game


1.	278	Troy Waltersvs. UCLA • 1999
2.	237	Darrin Nelsonvs. Arizona State • 1981
3.	220	Justin Armourat UCLA • 1994
4.	209	Troy Waltersat USC • 1997
5.	192	Troy Waltersat UCLA • 1998
	192	James Loftonat Washington • 1977
7.	189	Mark Harrisat Oregon • 1993
8.	187	Mark Harrisat USC • 1995
9.	186	Troy Waltersvs. San Jose State • 1999
10.	185	Mark Bradfordvs. Arizona State • 2005

Season

1.	1,508	Troy Walters1999
2.	1,206	Troy Walters1997
3.	1,117	Gene Washington1968
4.	1,092	Justin Armour1994
5.	1,029	Ken Margerum1978
6.	1,021	Mark Harris1995
7.	1,012	DeRonnie Pitts1998
8.	1,010	James Lofton1977
9.	995	Chris Walsh1991
10.	958	Ty Montgomery2013

Career

1.	4,047	Troy Walters1996-99
2.	3,023	DeRonnie Pitts1997-00
3.	2,517	Ken Margerum1977-80
4.	2,491	Justin Armour1991-94
5.	2,469	Darrin Nelson1977-78, 80-81
6.	2,431	Mark Bradford2003-07
7.	2,365	Brian Manning1993-96
8.	2,333	Ed McCaffrey1986-87, 89-90
9.	2,306	Jeff James1984-87
10.	2,270	Emile Harry1981-84



DeRonnie Pitts

Yards Per Catch

Game


1.	64.50	Bob Blunt (2-129)vs. San Jose State • 1965
----	-------	-------------------	--------------------------------

Season

1.	22.93	Devon Cajuste (28-642)2013
2.	21.17	Miles Moore (41-868)1971
3.	19.74	Randy Vataha (35-691)1969
4.	19.64	Luke Powell (45-884)2001
5.	19.62	Coby Fleener (34-667)2011
6.	19.58	Troy Walters (77-1,508)1999
7.	19.54	Brian Manning (46-899)1994
8.	19.36	Mike Tolliver (33-639)1981
9.	19.28	Emile Harry (25-482)1984
10.	18.96	Jon Pinckney (23-436)1989

Career

1.	21.09	Bob Blunt (35-738)1964-66
2.	18.90	Miles Moore (68-1,285)1971-72
3.	18.46	Emile Harry (123-2,270)1981-84
4.	18.22	Eric Mullins (41-747)1980-83
5.	18.00	James Lofton (72-1,295)1975-77
6.	17.82	Randy Vataha (89-1,586)1969-70
7.	17.24	Ken Margerum (146-2,517)1977-80
8.	17.07	Jack Lasater (67-1,144)1968-70
9.	16.86	Walter Batson (50-843)1987-90
10.	16.54	Richard Sherman (81-1,340)2006-10



Troy Walters



Individual Records

Touchdown Receptions

Game


- 4 Ken Margerumvs. Oregon State • 1980
- 4 Ty Montgomeryvs. California • 2013

Season

- 14 James Lofton1977
- 11 Ken Margerum1978
- 11 Ken Margerum1980
- 10 Ken Margerum1979
- 10 Troy Walters1999
- 10 Coby Fleener2011
- 10 Ty Montgomery2013
- 9 Eric Cross1972
- 9 Doug Baldwin2010
- 8 Gene Washington1968
- 8 Tony Hill1976
- 8 Vincent White1982
- 8 Jeff James1986
- 8 Ed McCaffrey1990
- 8 Troy Walters1997
- 8 DeRonnie Pitts1999
- 8 DeRonnie Pitts2000
- 8 Teyo Johnson2001
- 8 Teyo Johnson2002

Career

- 32 Ken Margerum1977-80
- 26 Troy Walters1996-99
- 24 DeRonnie Pitts1997-00
- 20 Justin Armour1991-94
- 18 Tony Hill1973-76
- 18 Vincent White1979-82
- 18 Coby Fleener2008-11
- 18 James Lofton1975-77
- 18 Darrin Nelson1977-78, 80-81
- 16 Jeff James1979-82
- 16 Teyo Johnson2001-02



Ken Margerum

100-yard Receiving Games

Season

- 7 Gene Washington1968
- 7 Troy Walters1999
- 6 Troy Walters1997
- 5 Randy Vataha1970
- 5 Miles Moore1971
- 5 Ed McCaffrey1990
- 5 Justin Armour1994
- 5 Troy Walters1998
- 4 James Lofton1977
- 4 Emile Harry1983
- 4 Chris Walsh1991
- 4 Mark Harris1995
- 4 DeRonnie Pitts1998
- 4 Luke Powell2001

Career

- 19 Troy Walters1996-99
- 10 DeRonnie Pitts1997-00
- 8 Ed McCaffrey1986-90
- 8 Justin Armour1991-94
- 8 Mark Bradford2003-07
- 7 Gene Washington1966-68
- 7 Randy Vataha1969-70
- 7 Emile Harry1981-84
- 7 Luke Powell2000-03
- 6 Ken Margerum1977-80
- 6 Vincent White1979-82
- 6 Jeff James1984-87
- 6 Brad Muster1984-87
- 6 Mark Harris1993-95

Longest Reception

Game

- 98 Troy Walters from Joe Borchard (TD) vs. UCLA • 1999



Ed McCaffrey

Total Offense Attempts

Game

- 69 Steve Smithvs. Notre Dame • 1989 (68 passing, 1 rushing)

Season

- 512 Steve Stenstrom1992 (455 passing, 57 rushing)

Career

- 1,610 Steve Stenstrom1991-94 (1,380 passing, 230 rushing)

Total Offense

Game

- 447 Todd Husak vs. Oregon State • 1998
- 443 Andrew Luck at Arizona • 2009
- 438 Steve Dils at Washington State • 1978
- 428 Todd Husak at UCLA • 1998
- 418 John Elway at Ohio State • 1982
- 418 John Paye at San Diego State • 1985
- 416 Jim Plunkett at Purdue • 1969
- 413 John Paye at Oregon • 1985
- 413 Steve Stenstrom vs. Oregon State • 1993
- 410 John Elway at Purdue • 1981

Season

- 3,791 Andrew Luck2010
- 3,667 Andrew Luck2011
- 3,398 Steve Stenstrom1993
- 3,189 Jim Plunkett1970
- 3,104 John Elway1982
- 3,033 Steve Dils1978
- 3,026 Todd Husak1998
- 2,985 Kevin Hogan2013
- 2,939 John Elway1980
- 2,931 Todd Husak1999

Career

- 10,387 Andrew Luck2009-11
- 10,179 Steve Stenstrom1991-94
- 9,070 John Elway1979-82
- 8,178 Jim Plunkett1968-70
- 7,539 John Paye1983-86
- 6,680 Todd Husak1996-99
- 6,043 Guy Benjamin1974-77
- 5,642 Trent Edwards2003-06
- 4,701 Jason Palumbis1988-91
- 4,432 Chris Lewis2000-03



Individual Records

Points

Game		
1. 30	Darrin Nelson (5 TD) ..at Oregon State • 1981	
30	Ty Montgomery (5 TD).... vs. California • 2013	

Season

1. 172	Toby Gerhart.....	2009
2. 132	Tommy Vardell.....	1991
	132 Tyler Gaffney.....	2013
4. 112	Nate Whitaker.....	2010
5. 101	Nate Whitaker.....	2009
6. 100	Skip Face.....	1959
7. 97	Jordan Williamson.....	2013
8. 96	Darrin Nelson.....	1981
	96 Brad Muster.....	1986
	96 Stepfan Taylor.....	2010
	96 Jordan Williamson.....	2012

Career

1. 289	Eric Abrams.....	1992-95
2. 286	Jordan Williamson.....	2011-current
3. 270	Stepfan Taylor.....	2009-12
4. 268	Toby Gerhart.....	2006-09
5. 256	Darrin Nelson.....	1977-81
6. 254	John Hopkins.....	1987-90
7. 252	Mark Harmon.....	1981-84
8. 247	Ken Naber.....	1977-80
9. 239	Michael Sgroi.....	2002-05
10. 236	Tommy Vardell.....	1988-91

Touchdowns

Game		
1. 5	Darrin Nelson.....at Oregon State • 1981	
5	Ty Montgomery..... vs. California • 2013	

Season

1. 28	Toby Gerhart.....	2009
2. 22	Tommy Vardell.....	1991
	22 Tyler Gaffney.....	2013
4. 16	Darrin Nelson.....	1981
	16 Brad Muster.....	1986
	16 Stepfan Taylor.....	2010
7. 15	Vincent White.....	1982
	15 Toby Gerhart.....	2008
	15 Stepfan Taylor.....	2012
10. 14	James Lofton.....	1977
	14 Tommy Vardell.....	1990
	14 Glyn Milburn.....	1992
	14 Ty Montgomery.....	2013

Career

1. 45	Stepfan Taylor.....	2009-12
2. 44	Toby Gerhart.....	2006-09
3. 42	Darrin Nelson.....	1977-81
4. 39	Tommy Vardell.....	1988-91
5. 37	Tyler Gaffney.....	2009-11, 13
6. 36	Brad Muster.....	1984-87
7. 32	Ken Margerum.....	1977-80
8. 31	Vincent White.....	1979-80
9. 29	Troy Walters.....	1996-99
10. 26	Kerry Carter.....	1999-2002

Field Goals Made

Game		
1. 5	John Hopkins..... at California • 1990	
5	Nate Whitaker..... at Notre Dame • 2010	

Season

1. 19	John Hopkins.....	1988
2. 18	Rod Garcia.....	1973
	18 John Hopkins.....	1989
	18 Jordan Williamson.....	2013
5. 17	Eric Abrams.....	1992
	17 Nate Whitaker.....	2010
	17 Jordan Williamson.....	2012
8. 16	Rod Garcia.....	1971
	16 Eric Abrams.....	1995
	16 Michael Sgroi.....	2004
	16 Nate Whitaker.....	2009

Career

1. 59	John Hopkins.....	1987-90
2. 53	Eric Abrams.....	1992-95
3. 50	Mark Harmon.....	1981-84
4. 48	Jordan Williamson.....	2011-current
5. 47	Michael Sgroi.....	2002-05
6. 44	Rod Garcia.....	1971-73
7. 41	Ken Naber.....	1977-80
8. 34	Mike Biselli.....	1998-01
9. 33	Nate Whitaker.....	2009-10
10. 28	Kevin Miller.....	1995-98

Field Goal Attempts

Game		
1. 6	John Hopkins (5-6) at California • 1990	
2. 5	Rod Garcia (0-5) ..vs. San Jose State • 1971	
5	Nate Whitaker (5-5) ..at Notre Dame • 2010	
5	Jordan Williamson (4-5).... vs. Oregon • 2013	

Season

1. 31	Rod Garcia (16-31).....	1971
	31 John Hopkins (18-31).....	1989
3. 29	Rod Garcia (18-29).....	1973
4. 27	Mike Michel (12-27).....	1976
	27 Derek Belch (15-27).....	2007
	27 Jordan Williamson (17-27).....	2012
7. 26	Mike Langford (15-26).....	1974
8. 24	Rod Garcia (10-24).....	1972
	24 John Hopkins (19-24).....	1988
	24 Michael Sgroi (16-24).....	2004

Career

1. 88	John Hopkins (59-88).....	1987-90
2. 84	Rod Garcia (44-84).....	1971-73
3. 76	Eric Abrams (53-76).....	1992-95
4. 75	Michael Sgroi (47-75).....	2002-05
5. 71	Ken Naber (41-71).....	1977-80
6. 70	Mark Harmon (50-70).....	1981-84
7. 68	Jordan Williamson (46-68).....	2011-current
8. 50	Steve Horowitz (23-50).....	1968-70
9. 49	Mike Biselli (34-49).....	1998-01
10. 48	Kevin Miller (28-48).....	1995-98

Field Goal Percentage

Season		
1. .895	Nate Whitaker (17-19).....	2010
2. .857	Mark Harmon (12-14).....	1981
3. .842	Eric Abrams (16-19).....	1995
4. .824	Aaron Zagory (14-17).....	2008
5. .818	Jordan Williamson (18-22).....	2013
6. .810	Eric Abrams (17-21).....	1992
7. .792	John Hopkins (19-24).....	1988
8. .789	Mike Biselli (15-19).....	1999
9. .778	Mark Harmon (14-18).....	1984
10. .727	Nate Whitaker (16-22).....	2009

Career (minimum 20 attempts)

1. .805	Nate Whitaker (33-41).....	2009-10
2. .733	Aaron Zagory (22-30).....	2005-08
3. .714	Mark Harmon (50-70).....	1981-84
4. .706	Jordan Williamson (48-68).....	2011-current
5. .697	Eric Abrams (53-76).....	1992-95
6. .694	Mike Biselli (34-49).....	1998-01
7. .670	John Hopkins (59-88).....	1987-90
8. .627	Michael Sgroi (47-75).....	2002-05
9. .583	Kevin Miller (28-48).....	1995-98
10. .577	Ken Naber (41-71).....	1977-80

Longest Field Goal Made

Game		
1. 59	Rod Garcia..... at USC • 1973	
59	Mark Harmon..... at Purdue • 1981	

Extra Points Made

Game		
1. 9	Gary Kerkorian..... vs. Idaho • 1949	
9	Mark Harmon..... at Oregon State • 1981	

Season

1. 61	Nate Whitaker (61-66).....	2010
2. 54	Jordan Williamson (54-56).....	2011
3. 53	Nate Whitaker (53-53).....	2009
4. 49	Mike Biselli (49-52).....	1999
5. 48	Mike Biselli (48-50).....	2001
6. 45	Jordan Williamson (45-46).....	2012
7. 43	Jordan Williamson (43-44).....	2013
8. 42	Aaron Mills (42-42).....	1991
9. 41	Steve Horowitz (41-43).....	1969
10. 36	Mark Harmon (36-37).....	1982
	36 Steve Horowitz (36-41).....	1970

Career

1. 142	Jordan Williamson (142-146).....	2011-current
2. 130	Eric Abrams (130-136).....	1992-95
3. 123	Mike Biselli (123-131).....	1998-01
4. 122	Ken Naber (122-134).....	1977-80
5. 114	Nate Whitaker (114-119).....	2009-10
6. 102	Mark Harmon (102-106).....	1981-84
7. 98	Michael Sgroi (98-101).....	2002-05
8. 89	Steve Horowitz (89-100).....	1968-70
9. 87	Gary Kerkorian (87-101).....	1949-51
10. 77	John Hopkins (77-80).....	1987-90



Individual Records

Extra Point Percentage

Season

1.	1.000	Mark Harmon (13-13)	1983
	1.000	John Hopkins (25-25)	1988
	1.000	John Hopkins (15-15)	1989
	1.000	Aaron Mills (42-42)	1991
	1.000	Michael Sgroi (32-32)	2005
	1.000	Derek Belch (26-26)	2007
	1.000	Nate Whitaker (53-53)	2009
	1.000	Bill Shoemaker (18-18)	1968
	1.000	Braden Beck (12-12)	1963

Career

1.	1.000	Aaron Mills (50-50)	1991-94
	1.000	Derek Belch (26-26)	2004-07
3.	.973	Jordan Williamson (142-146)	2011-current
4.	.970	Michael Sgroi (98-101)	2002-05
5.	.964	Braden Beck (27-28)	1963-64
6.	.963	John Hopkins (77-80)	1987-90
7.	.962	Mark Harmon (102-106)	1981-84
8.	.959	David Sweeney (71-74)	1984-87
9.	.958	Nate Whitaker (114-119)	2009-10
10.	.956	Eric Abrams (130-136)	1992-95

Consecutive Extra Points

Career

1.	71	John Hopkins	1987-90 (last 14 in '87, 25-25 in '88, 15-15 in '89, first 17 in '90)
2.	66	Nate Whitaker	2009-10 (53-53 in '09, first 13 in '10)

Punt Returns

Game

1.	13	Phil Moffatt	vs. Dartmouth • 1930
----	----	--------------	----------------------

Season

1.	41	Phil Moffatt	1930
2.	36	Luke Powell	2003
3.	34	Alan Grant	1989
	34	Glyn Milburn	1992
5.	32	Thomas Henley	1986
6.	30	Alan Grant	1988
	30	Troy Walters	1997
8.	29	Eric Cross	1970
	29	Ray Anderson	1974
	29	Troy Walters	1996

Career

1.	93	Alan Grant	1986-89
2.	91	Troy Walters	1996-99
3.	85	Luke Powell	2000-03
4.	81	Glyn Milburn	1990-92
5.	72	Phil Moffatt	1929-31
6.	71	Drew Terrell	2009-12
7.	70	Eric Cross	1970-72
8.	50	Darrin Nelson	1977-78, 80-81

Punt Return Yards

Game

1.	139	Ozzie Grenardo (4)	vs. Cornell • 1991
----	-----	--------------------	--------------------

Season

1.	589	Glyn Milburn (34)	1992
2.	472	Phil Moffatt (41)	1930
3.	446	Alan Grant (27)	1987
4.	424	Troy Walters (30)	1997
5.	389	Thomas Henley (32)	1986
6.	358	Eric Cross (29)	1970
7.	332	Troy Walters (29)	1996
8.	325	Luke Powell (36)	2003
9.	308	Luke Powell (21)	2001
10.	299	Craig Zaltosky (21)	1973

Career

1.	1,079	Glyn Milburn (81)	1990-92
2.	974	Troy Walters (91)	1996-99
3.	894	Alan Grant (93)	1986-89
4.	882	Luke Powell (85)	2000-03
5.	797	Drew Terrell (71)	2009-12
6.	718	Phil Moffatt (72)	1929-31
7.	663	Eric Cross (70)	1970-72
8.	469	Darrin Nelson (50)	1977-78, 80-81
9.	466	Thomas Henley (38)	1983-86

Punt Return Average

Game

1.	34.8	Ozzie Grenardo (4-139)	vs. Cornell • 1991
----	------	------------------------	--------------------

Season

1.	17.32	Glyn Milburn (34-589)	1992
2.	16.52	Alan Grant (27-446)	1987
3.	14.67	Luke Powell (21-308)	2001
4.	14.24	Craig Zaltosky (21-299)	1973
5.	14.13	Troy Walters (30-424)	1997
6.	12.70	Darrin Nelson (20-254)	1978
7.	12.172	Eric Cross (29-353)	1970
8.	12.167	Drew Terrell (18-219)	2010
9.	12.156	Thomas Henley (32-389)	1986
10.	12.13	Drew Terrell (24-291)	2012

Career

1.	14.67	Randy Vataha (15-220)	1969-70
2.	13.32	Glyn Milburn (81-1,079)	1990-92
3.	12.26	Thomas Henley (38-466)	1983-86
4.	12.22	Craig Zaltosky (32-391)	1972-73
5.	11.23	Drew Terrell (71-797)	2009-12
6.	10.70	Troy Walters (91-974)	1996-99
7.	10.38	Luke Powell (85-882)	2000-03
8.	10.21	Craig Ritchey (28-286)	1963-65
9.	10.09	Mark Marquess (22-222)	1966-68
10.	10.06	Gordy Young (17-171)	1954-56

Kickoff Returns

Game

1.	8	Mike Dotterer	vs. Arizona State • 1981
----	---	---------------	--------------------------

Season

1.	37	Chris Owusu	2009
2.	36	Ryan Wells	2002
	36	Ty Montgomery	2013
4.	29	Vincent White	1980
5.	28	Ray Anderson	1974
6.	27	Kevin T. Scott	1988
	27	Ty Montgomery	2011
8.	25	Ray Anderson	1975
	25	Ken Williams	1982
	25	Mike Mitchell	1993

Career

1.	95	Ryan Wells	1999-02
2.	78	Chris Owusu	2008-11
3.	76	Damon Dunn	1994-97
4.	74	Ty Montgomery	2011-current
5.	66	Ray Anderson	1973-75
6.	62	Kevin T. Scott	1987-90
7.	54	Glyn Milburn	1990-92
8.	53	Vincent White	1979-82
9.	52	T.J. Rushing	2002-05
10.	49	Thomas Henley	1983-86

Kickoff Return Yards

Game

1.	204	Ty Montgomery (4)	vs. Washington • 2013
----	-----	-------------------	-----------------------

Season

1.	1,167	Chris Owusu (37)	2009
2.	1,091	Ty Montgomery (36)	2013
3.	715	Ryan Wells (36)	2002
4.	680	Ty Montgomery (27)	2011
5.	656	Damon Dunn (22)	1995
6.	653	T.J. Rushing (23)	2004
7.	603	Vincent White (29)	1980
8.	596	Kevin T. Scott (27)	1988
9.	594	Glyn Milburn (24)	1990
10.	584	Mike Dotterer (24)	1981

Career

1.	2,132	Chris Owusu (78)	2008-11
2.	2,071	Ryan Wells (95)	1999-02
3.	2,067	Damon Dunn (76)	1994-97
4.	2,064	Ty Montgomery (74)	2011-current
5.	1,409	T.J. Rushing (52)	2002-05
6.	1,356	Ray Anderson (66)	1973-75
7.	1,256	Glyn Milburn (54)	1990-92
8.	1,238	Kevin T. Scott (62)	1987-90
9.	1,121	Vincent White (53)	1979-82
10.	1,106	Kevin B. Scott (46)	1983-86



Individual Records

Kickoff Return Average

Game
1. 99.00 T.J. Rushing (1-99) vs. BYU • 2004

Season (minimum 12 returns)

- 1. 33.92 Ron Inge (12-407) 1973
- 2. 31.54 Chris Owusu (37-1,167) 2009
- 3. 30.31 Ty Montgomery (36-1,091) 2013
- 4. 29.82 Damon Dunn (22-656) 1995
- 5. 29.08 Reggie Sanderson (13-378) 1972
- 6. 28.40 T.J. Rushing (23-653) 2004
- 7. 27.38 T.J. Rushing (21-575) 2005
- 8. 27.25 Kevin B. Scott (12-327) 1986
- 9. 27.21 Marlon Evans (19-517) 1995
- 10. 27.06 Damon Dunn (16-433) 1996

Career (minimum 20 returns)

- 1. 27.89 Ty Montgomery (74-2,064) 2011-current
- 2. 27.82 Ron Inge (28-779) 1973-76
- 3. 27.33 Chris Owusu (78-2,132) 2008-11
- 4. 27.20 Damon Dunn (76-2,067) 1994-97
- 5. 27.10 T.J. Rushing (52-1,409) 2002-05
- 6. 25.21 Doug Baldwin (28-706) 2007-10
- 7. 24.04 Kevin B. Scott (46-1,106) 1983-86
- 8. 23.26 Glyn Milburn (54-1,256) 1990-92
- 9. 23.17 Mike Dotterer (29-672) 1979-82
- 10. 22.89 Reggie Sanderson (36-824) 1970-72

Kickoff Return for Touchdown

Game
1. 1 multiple.....last by Ty Montgomery at Utah • 2013

Season

- 1. 3 Chris Owusu2009

Career

- 1. 3 Damon Dunn.....1994-97
- 3 T.J. Rushing..... 2002-05
- 3 Chris Owusu2008-11
- 3 Ty Montgomery2011-current

Opening Kickoff Return for Touchdown

Game
1. 1 Ty Montgomery vs. Washington (2013)
1 Chris Owusu ... vs. San Jose State (2009)*
1 Chris Owusu vs. Washington (2009)*
*back-to-back games

Longest Kickoff Return for Touchdown

Game
1. 100 Bob Bryan..... vs. San Francisco • 1950
100 Damon Dunn..... at Arizona State • 1994
100 Ty Montgomery at Utah • 2013

All-Purpose Yards

Game
1. 379 Glyn Milburn..... at California • 1990
(196 rushing, 66 receiving, -6 PR, 123 KOR)

Season

- 1. 2,234 Glyn Milburn.....1992
(870 rushing, 459 receiving, 589 PR, 316 KOR)
- 2. 2,222 Glyn Milburn.....1990
(729 rushing, 632 receiving, 267 PR, 594 KOR)
- 3. 2,208 Ty Montgomery2013
(159 rushing, 958 receiving, 1,091 KOR)
- 4. 2,028 Toby Gerhart.....2009
(1,871 rushing, 157 receiving)
- 5. 1,998 Darrin Nelson.....1981
(1,014 rushing, 846 receiving, 138 PR)
- 6. 1,929 Troy Walters1999
(6 rushing, 1,508 receiving, 131 PR, 284 KOR)
- 7. 1,915 Chris Owusu2009
(66 rushing, 682 receiving, 1,167 KOR)
- 8. 1,898 Darrin Nelson.....1978
(1,161 rushing, 470 receiving, 254 PR, 13 KOR)
- 9. 1,817 Stepfan Taylor.....2012
(1,530 rushing, 287 receiving)
- 10. 1,783 Darrin Nelson.....1977
(1,105 rushing, 601 receiving, 77 PR)

Career

- 1. 7,120 Darrin Nelson.....1977-78, 80-81
(4,169 rushing, 2,469 receiving, 469 PR, 13 KOR)
- 2. 6,146 Glyn Milburn.....1990-92
(2,253 rushing, 1,558 receiving, 1,079 PR, 1256 KOR)
- 3. 5,515 Troy Walters1996-99
(5 rushing, 4,047 receiving, 974 PR, 489 KOR)
- 4. 5,095 Stepfan Taylor2009-12
(4,300 rushing, 778 receiving, 17 KOR)
- 5. 4,747 Brad Muster.....1984-87
(3,010 rushing, 1,722 receiving, 15 KOR)
- 6. 4,662 Vincent White.....1979-82
(1,689 rushing, 1,722 receiving, 130 PR, 1,121 KOR)
- 7. 4,072 Anthony Bookman.....1994-97
(2,672 rushing, 561 receiving, 210 PR, 629 KOR)
- 8. 3,917 Toby Gerhart.....2006-09
(3,522 rushing, 395 receiving)
- 9. 3,842 Chris Owusu2008-11
(176 rushing, 1,534 receiving, 2,132 KOR)
- 10. 3,834 Mike Mitchell1993-97
(2,550 rushing, 653 receiving, 631 KOR)

Punts

Game
1. 16 Ernie Nevers.....vs. USC • 1923

Season

- 1. 89 Paul Stonehouse.....1992
- 2. 86 Eric Johnson2003
- 3. 78 Jay Ottovegio.....2007
- 4. 71 Dave Ottmar.....1972
- 71 Tom Lynn.....1974
- 71 Kevin Miller.....1998
- 7. 68 Kevin Miller.....1996
- 68 Sean Tolpinrud.....1999
- 9. 67 Jay Ottovegio.....2005
- 10. 66 Mike Michel.....1976
- 66 Tripp Hardin.....1983
- 66 Jay Ottovegio.....2004
- 66 Daniel Zychlinski.....2012

Career

- 1. 272 Jay Ottovegio.....2004-07
- 2. 257 Kevin Miller.....1995-98
- 3. 253 Paul Stonehouse.....1989-92
- 4. 224 Eric Johnson2000-03
- 5. 197 Doug Robison1984-87
- 6. 142 Ken Naber.....1977-80
- 7. 128 David Green.....2008-11
- 8. 124 Dave Ottmar.....1972-73
- 9. 115 Dave Lewis.....1964-66
- 10. 114 Tripp Hardin.....1982-83

Punting Yardage

Game
1. 565 Ernie Nevers (12) at USC • 1925

Season

- 1. 3,724 Paul Stonehouse (89).....1992
- 2. 3,687 Eric Johnson (86)2003
- 3. 3,215 Jay Ottovegio (78)2007
- 4. 2,846 Daniel Zychlinski (66).....2012
- 5. 2,826 Kevin Miller (71)1998
- 6. 2,765 Tripp Hardin (66)1983
- 7. 2,750 Kevin Miller (68)1996
- 8. 2,744 Dave Ottmar (71)1972
- 9. 2,728 Jay Ottovegio (66)2004
- 10. 2,723 Jay Ottovegio (67)2005

Career

- 1. 11,083 Jay Ottovegio (272).....2004-07
- 2. 10,336 Kevin Miller (257)1995-98
- 3. 9,933 Paul Stonehouse (253).....1989-92
- 4. 8,926 Eric Johnson (224)2000-03
- 5. 8,210 Doug Robison (197)1984-87
- 6. 5,851 Ken Naber (142).....1977-80
- 7. 5,237 David Green (128).....2008-11
- 8. 4,943 Dave Ottmar (124).....1972-73
- 9. 4,879 Dave Lewis (115).....1964-66
- 10. 4,670 Tripp Hardin (114).....1982-83



Individual Records

Punting Average

Season

1.	45.70	Doug Robison (44-2,011)	1987
2.	44.90	Dave Lewis (29-1,302)	1965
3.	43.74	Dave Lewis (34-1,487)	1964
4.	43.32	Kevin Miller (59-2,556)	1997
5.	43.12	Daniel Zychlinski (66-2,846)	2012
6.	42.88	Ben Rhyne (52-2,230)	2013
7.	42.87	Eric Johnson (86-3,687)	2003
8.	42.39	Ken Naber (62-2,628)	1979
9.	42.24	Aaron Mills (63-2,661)	1993
10.	41.89	Tripp Hardin (66-2,765)	1983

Career

1.	42.43	Dave Lewis (115-4,879)	1964-66
2.	42.23	Daniel Zychlinski (97-4,096)	2009-12
3.	41.68	Doug Robison (197-8,210)	1984-87
4.	41.55	Aaron Mills (110-4,570)	1993-94
5.	41.20	Ken Naber (142-5,851)	1977-80
6.	40.96	Tripp Hardin (114-4,670)	1982-83
7.	40.91	David Green (128-5,237)	2008-11
8.	40.75	Jay Ottovogio (272-11,083)	2004-07
9.	40.22	Kevin Miller (257-10,336)	1994-98
10.	39.86	Dave Ottmar (124-4,943)	1972-73

Interceptions

Game

1.	4	Bobby Grayson	vs. Washington • 1934
2.	3	Tim Smith	at Arizona • 1999
3.	3	Tim Smith	vs. Washington State • 1998
3.	3	Leroy Pruitt	at Northwestern • 1994
3.	3	Toi Cook	vs. San Jose State • 1986
3.	3	Benny Barnes	at Washington • 1971

Season

1.	9	Phil Moffatt	1930
9	9	Bobby Garrett	1953
3.	8	Phil Moffatt	1929
8	8	Benny Barnes	1971
8	8	Toi Cook	1986
6.	7	Jim Kaffen	1972
7.	6	Steve Murray	1972
6	6	Brad Humphreys	1987
6	6	Vaughn Bryant	1992
6	6	Tim Smith	1998
6	6	Tim Smith	1999
6	6	Ed Reynolds	2012

Career

1.	20	Phil Moffatt	1929-31
2.	17	Toi Cook	1983-86
3.	16	Tim Smith	1996-99
4.	14	Brad Humphreys	1985-87
5.	11	Dick Ragsdale	1962-64
11	11	Leroy Pruitt	1993-96
7.	10	John Guillory	1964-66
10	10	Vaughn Bryant	1990-93
10	10	Bo McNally	2006-09
10.	9	Bobby Garrett	1951-53
9	9	Benny Barnes	1970-71
9	9	Steve Murray	1970-72
9	9	Randy Poltl	1971-73
9	9	Rich Walters	1974-76
9	9	Charles Hutchings	1980-83
9	9	Tank Williams	1998-01
9	9	Oshiomogho Atogwe	2001-04

Longest Interception Return

Game

1.	95	Tom Work	vs. Occidental • 1926
----	----	----------------	-----------------------

Tackles

Game

1.	27	Dave Wyman	at California • 1986
2.	23	Don Parish	vs. Oregon State • 1968
23	23	Don Parish	at USC • 1969
4.	22	Pat Preston	at Washington State • 1968
22	22	Gordy Ceresino	vs. LSU • 1977
6.	21	Gordon Riegel	at Washington State • 1972
7.	20	Dave Wyman	vs. Washington • 1986
20	20	Pat Moore	at Washington State • 1972
20	20	Jim Merlo	vs. Oregon State • 1972
20	20	Jim Merlo	at Washington State • 1972
20	20	Gordy Ceresino	vs. Georgia • 1978

Season


1.	196	Gordy Ceresino	1977
2.	173	Dave Wyman	1986
3.	167	Gordy Ceresino	1978
4.	164	Jim Merlo	1972
5.	159	Gordy Ceresino	1976
6.	155	Jono Tunney	1988
7.	154	Drew Palin	1974
8.	150	Gordon Riegel	1974
9.	144	Dave Wyman	1983
10.	143	Don Parish	1968

Career

1.	571	Gordy Ceresino	1975-78
2.	462	Dave Wyman	1982-84, 86
3.	430	Jono Tunney	1987-90
4.	394	Matt Soderlund	1982-85
5.	355	Don Parish	1967-69
6.	353	Shayne Skov	2009-13
7.	348	Chuck Evans	1976-79
8.	347	Duncan McColl	1974-76
9.	332	Chris Draft	1994-97
10.	309	Pat Preston	1967-69



Dave Lewis



Phil Moffatt



Individual Records

Tackles for Loss

Season

1.	28	Ron George.....	1990
2.	26	Duncan McColl	1975
	26	Ron George.....	1992
4.	24	Kailee Wong.....	1996
5.	23.5	Trent Murphy.....	2013
6.	23	Duncan McColl	1976
7.	22	Kailee Wong.....	1997
	22	Rob Hinckley.....	1988
9.	20	Willie Howard.....	1999
	20	Riall Johnson.....	2000

Career

1.	72	Ron George.....	1990-92
2.	57	Duncan McColl	1974-76
3.	54	Kailee Wong.....	1994-97
4.	53	Riall Johnson.....	1997-00
5.	52.5	Trent Murphy.....	2010-13
6.	50.5	Chase Thomas.....	2009-12
7.	50	Garin Veris	1981-84
8.	49	David Garnett.....	1989-92
9.	44	Chuck Evans.....	1976-79
10.	41	Willie Howard.....	1997-00

Sacks

Game

1.	5	Riall Johnson ..vs. Washington State •	1999
----	---	--	------

Season

1.	17	Duncan McColl	1976
2.	15	Ron George.....	1992
	15	Riall Johnson.....	2000
	15.0	Trent Murphy	2013
5.	14	Kailee Wong.....	1996
	14	Riall Johnson.....	1999
7.	13	Rob Hinckley.....	1988
8.	12	Kailee Wong.....	1997
9.	10	Ron George.....	1990
	10	Willie Howard.....	1999
	10	Jon Alston.....	2004
10.0		Trent Murphy	2012

Career

1.	36	Riall Johnson.....	1997-00
2.	33	Ron George.....	1990-92
3.	32.5	Trent Murphy.....	2010-13
4.	28	Kailee Wong.....	1994-97
5.	27.5	Chase Thomas.....	2009-12
6.	25	Duncan McColl	1974-76
	25	Garin Veris	1981-84
8.	22.5	Willie Howard.....	1997-00
9.	21.5	Carl Hansen.....	1994-97
	21.5	Jon Alston.....	2002-05

[Career records include all-time bowl games]

Team Records

Single Game (Offense)

Scoring

Points.....	82
	vs. Mare Island • 1923
	vs. UCLA • 1925
Points in a Half [since 1958].....	42
	vs. California • 2013
Points in a Quarter [since 1958]	35
	at Washington State • 1991
Touchdowns.....	12
	vs. UCLA • 1925
Field Goals Made	5
	at California • 1990
	at Notre Dame • 2010
Field Goal Attempts	6
	at California • 1990
Extra Points Made	9
	vs. Idaho • 1949
	at Oregon State • 1981
	vs. California • 2013
Extra Point Attempts.....	10
	vs. Wake Forest • 2010

Rushing


Yards	446
	vs. Washington • 2011
Fewest Yards.....	34
	vs. UCLA • 1997
Touchdowns.....	7
	vs. Washington State • 2008

Passing

Attempts.....	68	
	vs. Notre Dame • 1989	
Fewest Attempts	0 • multiple	
	at San Diego State • 1985	
Completions.....	40	
	at San Diego State • 1985	
Fewest Completions	0 • multiple	
	Yards	581
	vs. Arizona State • 1981	
Fewest Yards [since 1958].....	51	
	at UCLA • 2008	
Interceptions	5	
	at Purdue • 1970	
	vs. San Jose State • 1981	
Touchdowns.....	6	
	vs. Oregon State • 1980	
	vs. Cal • 2013	

Total Offense

Most Total Yards.....	693
	vs. Arizona State • 1981
Fewest Total Yards	52
	vs. Arizona • 2006



Ron George



Duncan McColl



Team Records

Single Game (Special Teams)

Punt Returns

Returns 13
vs. Dartmouth • 1930

Return Yards 158
vs. Washington • 1990

Kickoff Returns

Returns 10
vs. Oregon • 2007

Return Yards 296
vs. Oregon • 2007

Return for Touchdowns 1 • multiple
last at Utah • 2013

Punting

Punts 16
vs. USC • 1923

Fewest Punts 0 • multiple
last vs. San Jose State • 2013

First Downs

First Downs 43
vs. Idaho • 1928
34 [modern record]
at Washington State • 1980

Penalties

Fewest Penalties 0 (multiple)
last vs. UC Davis • 2005

Season (Offense)

Rushing

Attempts 584 (2,904 yards) • 2013

Yards 2,904 (584 attempts) • 2013

Yards Per Attempt 5.3 (536-2,837) • 2009

Yards Per Game 248.1 (2,481-10) • 1949

Touchdowns 39 • 2009

Passing

Attempts 513 • 1998

Completions 308 • 1993

Completion Percentage 712 (297-417) • 2011

Intercepted 26 • 1954

Yards 3,712 (237-420) • 1999

Yards Per Game 337.2 (3709 -11) • 1993

Touchdowns 38 • 2011

Total Offense

Total Yards 6,361 • 2011
(2,738 rushing, 3,623 passing)

Fewest Yards 2,377 • 1961
(1,476 rushing, 901 passing)

Most Yards Per Game 491.9 • 1969

Fewest Yards Per Game 231.9 • 2006

Scoring

Points 561 • 2011

Points Per Game 43.2 • 2011
(561 in 13 games)

Touchdowns 73 • 2011

Field Goals 20 • 2013

Extra Points 68 • 2011

Extra Point Percentage 1.000 • multiple
(last in 2009)

Punt Returns

Returns 46 • 1967

Return Yards 613 • 1992

Return Average 16.1 (20-322) • 1963

Returns for Touchdowns 3 • 1992, 2000

Kickoff Returns

Returns 64 • 2007

Return Yards 1597 (58) • 2009

Return Average 27.5 (58-1,597) • 2009

Returns for Touchdowns 3 • 2009

Punting

Most Punts 89 • 1992

Fewest Punts 32 • 1957, 2010

Punting Average 43.5 (53-2,305) • 1987

First Downs

First Downs 325 • 2011

By Passing 172 • 2011

By Rushing 142 • 2010

Penalties

Fewest Penalties Per Game 4.4 • 1967

Fewest Penalty Yards Per Game 35.7 • 2006

Single Game (Defense)

Scoring Defense

Points Allowed 72
at UCLA • 1954

Points Allowed in a Half [since 1958] 48
at Texas • 1999

Points Allowed in a Quarter [since 1958] 30
vs. San Jose State • 1975

Rushing Defense

Fewest Rushing Yards -36
at California • 1998

Pass Defense

Fewest Passing Yards [modern record] 12
at Oregon State • 1971

Most Quarterback Sacks 10
vs. Washington State • 2012

Total Defense

Fewest Total Yards 76
at Colorado • 2012

Interceptions

Interceptions 7
vs. Washington • 1934
at Oregon State • 1987

Season (Defense)

Rushing Defense

Fewest Yards Allowed 1,097 • 2011

Fewest Yards Allowed Per Game 84.4 • 2011

Fewest Yards Allowed Per Attempt 2.61 • 1971

Pass Defense

Fewest Yards Allowed 770 • 1961

Fewest Yards Allowed Per Game 77.0 • 1961

Most Quarterback Sacks 57 • 2012

Total Defense

Fewest Yards Allowed 2,361 • 1965

Fewest Yards Allowed Per Game 226.2 • 1971

Interceptions

Interceptions 26 • 1972

Returns for Touchdowns 4 • 2012

Scoring

Fewest Points Allowed 4 (4 games) • 1996
13 (9 games) • 1935

Team

Consecutive Wins 17 • 2010-11
(last 8 of 2010, first 9 of 2011)

Consecutive Losses 11 • 1959-60, 2005-06
(last 1 of 1959, 10 in 1960)
(last 2 of 2005, first 9 of 2006)

Unbeaten Streak 17 • 2010-11
(last 8 of 2010, first 9 of 2011)

Consecutive Wins in Conference Games 14
(last 7 of 2010, first 7 of 2011)

Consecutive Wins at Home 16
(last 2 of 2011, all 7 of 2012, all 7 of 2013)

Consecutive Games Scored In 95 • 1967-1976

Consecutive Shutouts 9 • 1903, 1904-05
(last 6 of 1904, first 3 of 1905)
4 [modern record] • 1930, 1931

Consecutive Games Shut Out 2 • multiple
last in 1961 at Washington (0-13) and vs. UCLA (0-20)



STANFORD FOOTBALL

HISTORY & RECORDS

Team Records

Most Points Scored

Points	Opponent	Year
82	UCLA (0)	1925
82	Mare Island (0)	1923
74	Hawai'i (20)	1949
68	San Jose State (20)	1968
68	Wake Forest (24)	2010
67	Army (14)	1975
65	Washington (21)	2011
63	California (13)	2013
63	San Jose State (26)	2002
63	at Oregon State (9)	1981
63	at Washington State (16)	1970
63	Idaho (0)	1949
63	San Jose State (21)	1969
59	U.S.S. Boston (0)	1919
59	UC Davis (0)	1932
58	Oregon (49)	1997
58	Washington State (0)	2008
57	Fort Baker (0)	1903
57	at UCLA (0)	1929
57	Cal Tech (7)	1930
57	Utah Agriculture (0)	1904
57	San Jose State (3)	2011
56	Cornell (6)	1991
56	at USC (48) [3OT]	2011
55	at Washington State (17)	2013
55	San Francisco (7)	1950
55	Santa Clara (6)	1923
55	at USC (21)	2009
54	Idaho (7)	1942
54	Washington State (17)	1999
54	Oregon State (13)	1980
54	Washington State (14)	1975
54	San Jose State (0)	1953
54	San Jose State (38)	1959
54	Arizona (48) [OT]	2012
52	Sacramento State (17)	2010
51	15th Infantry (0)	1905
51	Arizona State (28)	2001
51	Arizona (37)	2001
51	San Jose State (20)	1994
51	Oregon (42)	2009
50	at Port Townsend (0)	1893
50	at Arizona (22)	1999
50	at Arizona State (30)	1999
50	Duke (13)	2012

Combined Score

Points	Opponent	Year
107	Oregon (W, 58-49)	1997
104	at USC (W, 56-48) [3OT]	2011
102	Arizona (W, 54-48) [OT]	2012
98	Arizona State (L, 36-62)	1981
94	Hawaii (W, 74-20)	1949
93	Oregon (W, 51-42)	2009
92	San Jose State (W, 54-38)	1959
92	Wake Forest (W, 68-24)	2010
91	Washington State (L, 42-49)	1984
91	at Oregon (L, 28-63)	1998
91	at Oregon (W, 49-42)	2001
89	San Jose State (W, 63-26)	2002
89	Arizona State (L, 24-65)	2002
88	San Jose State (W, 68-20)	1968
88	at Arizona (W, 51-37)	2001
86	at Texas (L, 17-69)	1999
86	Oregon (L, 31-55)	2007
86	Washington (W, 65-21)	2011

Largest Margin of Victory

Margin	Opponent	Year
82	UCLA (82-0)	1925
82	Mare Island (82-0)	1923
63	Idaho (63-0)	1949
59	U.S.S. Boston (59-0)	1919
59	UC Davis (59-0)	1932
58	Washington State (58-0)	2008
57	Fort Baker (57-0)	1903
57	Utah Aggies (57-0)	1904
57	at UCLA (57-0)	1929
54	Hawai'i (74-20)	1949
54	San Jose State (54-0)	1953
54	at Oregon State (63-9)	1981
54	San Jose State (57-3)	2011
53	Army (67-14)	1975
51	15th Infantry (51-0)	1905
50	at Port Townsend (50-0)	1893
50	Cal Tech (57-7)	1930
50	Cornell (56-6)	1991
50	California (63-13)	2013

Largest Margin of Defeat

Margin	Opponent	Year
72	at UCLA (0-72)	1954
52	at Texas (17-69)	1999
51	at Michigan (0-51)	1976
50	Notre Dame (7-57)	2003
49	Michigan (0-49)	1902
49	at USC (0-49)	1977
49	UCLA (0-49)	1987
47	USC (7-54)	1952
46	UCLA (13-59)	1973
43	vs. Army (0-43)	1948
42	UCLA (13-55)	1959
42	USC (0-42)	2006
41	at Arizona State (24-65)	2002
40	at Oregon State (3-43)	2003

Most Points Allowed

Points	Opponent	Year
72	at UCLA (0)	1954
69	at Texas (17)	1999
65	at Arizona State (24)	2002
63	at Oregon (28)	1998
62	Arizona State (36)	1981
59	UCLA (13)	1973
57	Notre Dame (7)	2003
55	Oregon (31)	2007
55	Oregon (21)	1994
55	UCLA (13)	1959
54	USC (7)	1952
53	Oregon (30)	2011
52	Washington (16)	1990
52	Oregon (31)	2010
51	at Michigan (0)	1976
51	at USC (21)	2005

Overtime Games (5-4)

Year	Result	Opponent
1996	W, 27-24	vs. Oregon
1998	L, 38-44	at Arizona State
2000	W, 36-30	at California
2005	L, 27-30	vs. UCLA
2011	W, 56-48	at USC [3OT]
2012	L, 38-41	vs. Oklahoma State (Fiesta Bowl)
2012	W, 54-48	vs. Arizona
2012	L, 13-20	at Notre Dame
2012	W, 17-14	at Oregon



Jordan Williamson



Longest Plays

Touchdown Run

1. 96 Bill Rogers vs. Oregon State • 1952
2. 94 Casey Moorevs. California 1999
3. 90 Dave Lewisvs. Tulane • 1966
4. 86 John Winesberry ..vs. San Jose State • 1972
5. 83 Buck Fawcett vs. Santa Clara • 1941
- 83 Anthony Kimble..... at Washington • 2008
7. 82 Ethan Allen..... vs. Arizona State • 1993
- 82 J.R. Lemonvs. USC • 2004
9. 81 Ken Afflerbaugh..vs. Oregon State • 1931
10. 80 Bob Whitevs. USC • 1948
- 80 Reggie Sandersonat USC • 1971
- 80 Darrin Nelson..... at Oregon State • 1981
- 80 Brian Allenat Washington • 2001

Touchdown Pass

1. 98 Joe Borchard to Troy Walters..... 1999
vs. UCLA
2. 96 Jim Plunkett to Randy Vataha 1970
at Washington State
3. 92 Steve Stenstrom to Glyn Milburn .. 1991
vs. Oregon State
4. 91 Steve Stenstrom to Brian Manning ... 1993
vs. Arizona
5. 84 Bobby Garrett to Ron Cook..... 1953
at USC
- 84 Randy Fasani to Kerry Carter 2000
at Washington State
7. 83 Brian Johnson to Jon Pinckney 1989
at Arizona State
8. 82 Brian Johnson to Walter Batson..... 1987
vs. California
9. 81 Andrew Luck to Doug Baldwin 2010
vs. Sacramento State
10. 80 John Elway to Emile Harry 1980
vs. Arizona State
- 80 Chad Hutchinson to Damon Dunn..... 1997
vs. Oregon
- 80 Joe Borchard to Troy Walters 1998
vs. Washington State
13. 79 Jim Plunkett to Gene Washington .. 1968
vs. San Jose State
- 79 Chris Lewis to Luke Powell 2001
vs. California
15. 78 Don Bunce to Miles Moore 1971
at Army
- 78 Todd Husak to DeRonnie Pitts..... 1998
at Arizona State

Field Goal

1. 59 Rod Garciaat USC • 1973
- 59 Mark Harmon at Purdue • 1981
3. 57 Mark Harmonvs. Illinois • 1984
4. 56 Ken Nabervs. UCLA • 1979
5. 55 Mike Langfordat USC • 1975
6. 54 Rod Garcia at Oregon • 1972
- 54 John Hopkins...vs. San Jose State • 1989
- 54 Nate Whitaker at Wake Forest • 2009
9. 53 Rod Garciavs. UCLA • 1973
- 53 Mark Harmon... vs. Washington State • 1984
11. 52 Braden Beck.. at Washington State • 1964
- 52 Rod Garciaat USC • 1972
- 52 Mike Langford vs. Michigan • 1974
- 52 Mike Michel at Penn State • 1976
- 52 Mike Michelat Army • 1976
- 52 Mark Harmonat Oregon State • 1983
- 52 Mike Biselli .. vs. Washington State • 1999
- 52 Derek Belch.... vs. San Jose State • 2007
- 52 Aaron Zagory ...vs. San Jose State • 2008

Punt

1. 79 Frankie Albert .. vs. Oregon State • 1940
2. 75 Stan Anderson at California • 1932
- 75 Dave Lewis at California • 1964
- 75 Kevin Miller vs. Utah • 1996
5. 71 Mike Durket..... vs. California • 1947
6. 70 Tom Lynnat USC • 1975
- 70 Doug Robison .. vs. Arizona State • 1984
- 70 Paul Stonehouse.. vs. Washington State • 1992
- 70 David Green vs. Arizona • 2008
10. 68 Mike Michel at California • 1976

Kickoff Return for Touchdown


1. 100 Bob Bryan vs. San Francisco • 1950
- 100 Damon Dunn..... at Arizona State • 1994
- 100 Ty Montgomery at Utah • 2013
4. 99 T.J. Rushing ..vs. Brigham Young • 2004
- 99 Ty Montgomery . vs. Washington • 2013
6. 98 Nate Kirtman ... vs. Oregon State • 1967
7. 96 Bob Stansberry vs. Montana • 1933
- 96 Bob Mathias.....at USC • 1951
- 96 Ron Inge..... at Oregon State • 1973
- 96 Marlon Evans at Oregon • 1995
- 96 Ty Montgomery ..at Washington State • 2011
12. 95 Kevin T. Scott..... at California • 1988
13. 94 Chris Owusu...vs. San Jose State • 2009
14. 93 Damon Dunn..... vs. USC • 1996
- 93 T.J. Rushing at Navy • 2005
16. 91 Damon Dunn...at San Jose State • 1995
- 91 Chris Owusu..... vs. Washington • 2009

Punt Return for Touchdown

1. 92 Thomas Henley..... vs. Oregon • 1986
2. 90 Luke Powellvs. UCLA • 2003
3. 81 Ozzie Grenardovs. Cornell • 1991
4. 80 Murray Cuddeback.. vs. Olympic Club • 1923
5. 79 Glyn Milburnat Oregon State • 1992
6. 77 Alan Grant .. at Washington State • 1987
- 77 Troy Walters... at Washington State • 1997
8. 76 Vincent White.....vs. Washington • 1982
- 76 Glyn Milburn at California • 1992
- 76 Drew Terrell vs. Duke • 2012
11. 75 Glyn Milburnat UCLA • 1992
- 75 Troy Walters... at Washington State • 1996

Interception Return for Touchdown

1. 95 Tom Work..... vs. Occidental • 1926
2. 85 Ralph Phillips..... vs. Army • 1975
3. 79 Leroy Pruitt • Josh Madsen .. vs. Michigan State • 1996
4. 78 Alan Grant vs. San Jose State • 1988
5. 72 Wopamo Osaisai.....vs. Arizona • 2006
6. 71 Gordy Riegel at California • 1972
- 71 Ed Reynolds vs. Duke • 2012
8. 67 Jack Taylor vs. San Jose State • 1957
- 67 Ruben Carter .. vs. Washington State • 1999



Rod Garcia



Top Individual Performances

Total Offense

No.	Player	Opponent, Year	Plays	Rush	Pass	Total
1.	Todd Husak	Oregon State, 1998	50	-3	450	447
2.	Andrew Luck	at Arizona, 2009	41	20	423	443
3.	Steve Dils	at Washington State, 1978	63	8	430	438
4.	Todd Husak	at UCLA, 1998	52	9	419	428
5.	John Paye	at San Diego State, 1985	67	33	385	418
	John Elway	at Ohio State, 1982	66	11	407	418
7.	Jim Plunkett	at Purdue, 1969	55	61	355	416
8.	Steve Stenstrom	Oregon State, 1993	44	6	407	413
	John Paye	at Oregon, 1985	48	5	408	413
10.	John Elway	at Purdue, 1981	52	-8	418	410
11.	Jim Plunkett	California, 1969	45	28	381	409
12.	Josh Nunes	Arizona, 2012	41	33	360	393
13.	Joe Borchard	UCLA, 1999	27	74	324	398
14.	Chris Lewis	California, 2001	43	-6	390	384
15.	John Elway	at Washington State, 1980	42	4	379	383
16.	Steve Stenstrom	at UCLA, 1994	51	-26	408	382
	Randy Fasani	San Jose State, 2000	51	9	373	382
18.	Jason Palumbis	San Jose State, 1990	43	-6	387	381
19.	Andrew Luck	at Oregon, 2010	54	39	341	380
20.	Steve Stenstrom	Colorado, 1993	45	-8	382	374
21.	Guy Benjamin	at UCLA, 1976	56	-6	378	372
	Andrew Luck	Colorado, 2011	34	2	370	372
23.	John Paye	Texas, 1985	51	5	365	370
24.	Dick Norman	California, 1959	46	-35	401	366
	Andrew Luck	at USC, 2011	49	36	330	366
26.	Chad Hutchinson	Oregon, 1996	41	0	365	365
	Todd Husak	at Arizona, 1999	37	1	364	365
28.	Steve Stenstrom	at Oregon, 1993	44	-44	407	363
29.	Andrew Luck	at Arizona, 2011	34	36	325	361
30.	Steve Stenstrom	at Northwestern, 1994	49	-15	374	359

Rushing

No.	Player	Opponent, Year	Att.	Yds.	Avg.	TD
1.	Toby Gerhart	Oregon, 2009	38	223	5.9	3
2.	Jon Volpe	at Washington, 1988	29	220	7.6	0
3.	Darrin Nelson	San Jose State, 1977	20	211	10.6	0
4.	Lou Valli	at California, 1956	23	209	9.9	0
5.	Toby Gerhart	Notre Dame, 2009	29	205	7.1	3
6.	Brad Muster	at California, 1984	34	204	6.0	0
7.	Darrin Nelson	at Washington State, 1980	21	202	9.6	2
8.	Ernie Caddell	Dartmouth, 1930	13	201	15.5	0
9.	Darrin Nelson	Tulane, 1978	17	200	11.8	1
	Toby Gerhart	Washington, 2009	27	200	7.4	1
11.	Glyn Milburn	at California, 1990	24	196	8.2	1
12.	Darrin Nelson	at Oregon State, 1981	19	190	10.0	4
	Brad Muster	Washington State, 1986	37	190	5.1	0
14.	Darrin Nelson	UCLA, 1977	23	189	8.2	2
	Stepfan Taylor	at California, 2012	28	189	6.8	1
	Tyler Gaffney	Notre Dame, 2013	33	189	5.7	1
17.	Rick McMillen	Washington, 1958	26	185	7.1	0
18.	Brad Muster	at UCLA, 1986	38	183	4.8	2
19.	Tommy Vardell	California, 1991	39	182	4.7	0
20.	Mike Mitchell	San Jose State, 1994	21	179	8.5	3
21.	Toby Gerhart	at USC, 2009	29	178	6.1	3
22.	Darrin Nelson	at California, 1978	17	177	10.4	2
	Stepfan Taylor	vs. Oklahoma St., 2012	35	177	5.1	2
24.	Kevin B. Scott	Washington State, 1984	15	174	11.6	3
25.	Tyler Gaffney	UCLA, 2013	36	171	4.8	2
26.	Jon Volpe	San Diego State, 1988	31	165	5.3	3
27.	Chuck Smalling	Army, 1929	27	162	6.0	--
	J.R. Lemon	Washington, 2004	19	162	8.5	3
29.	Bobby Grayson	San Jose State, 1934	28	161	5.8	--
	Dave Lewis	Tulane, 1966	14	161	11.5	--
	Stepfan Taylor	at Oregon, 2012	33	161	4.9	0
32.	Brad Muster	at Oregon State, 1987	20	159	8.0	2
33.	Tyler Gaffney	at USC, 2013	24	158	6.6	2
34.	Anthony Kimble	at Washington, 2008	15	157	10.5	2
	Tyler Gaffney	Oregon, 2013	45	157	3.5	1
36.	George Bogue	San Francisco, 1946	27	156	5.8	--
37.	Lloyd Merriman	San Francisco, 1946	23	155	6.7	--
	Mike Dotterer	at Washington State, 1982	24	155	6.5	2
39.	Darrin Nelson	at Washington, 1981	24	154	6.4	3
40.	Ron Inge	Washington State, 1975	9	153	17.0	3
	Stepfan Taylor	at Arizona, 2011	22	153	7.0	0
	Stepfan Taylor	USC, 2012	27	153	5.7	1
43.	Biff Hoffman	California, 1927	31	152	4.9	--
	Bobby Grayson	vs. Columbia, 1934	28	152	5.4	0
	Chuck Shea	California, 1957	27	152	5.6	--
46.	Brad Muster	at Oregon, 1986	25	151	6.0	3
	J.R. Lemon	Arizona State, 2003	34	151	4.4	2
48.	Anthony Bookman	Oregon, 1997	17	150	8.8	2
49.	Toby Gerhart	San Jose State, 2008	22	148	6.7	1
50.	Mike Mitchell	USC, 1996	22	147	6.7	1
	Toby Gerhart	Oregon State, 2008	19	147	7.7	2



Tyler Gaffney



Passing

No.	Player	Opponent, Year	PA	PC	Yds	Int.	TD
1.	Todd Husak	Oregon State, 1998	48	26	450	2	2
2.	Steve Dils	at Washington State, 1978	51	32	430	0	5
3.	Andrew Luck	at Arizona, 2009	35	21	423	1	3
4.	Todd Husak	at UCLA, 1998	45	25	419	0	1
5.	John Elway	at Purdue, 1981	44	33	418	1	1
6.	Steve Stenstrom	at UCLA, 1994	45	28	408	1	2
	John Paye	at Oregon, 1985	47	31	408	3	3
8.	Steve Stenstrom	Oregon State, 1993	37	28	407	0	3
	Steve Stenstrom	at Oregon, 1993	41	29	407	0	3
	John Elway	at Ohio State, 1982	63	35	407	3	2
11.	Dick Norman	California, 1959	39	34	401	0	1
12.	Chris Lewis	California, 2001	38	20	390	3	4
13.	Jason Palumbis	San Jose State, 1990	39	27	387	1	1
14.	John Paye	at San Diego State, 1985	56	40	385	0	0
15.	Steve Smith	San Jose State, 1989	52	28	384	2	3
16.	Steve Stenstrom	Colorado, 1993	42	30	382	2	5
17.	John Elway	Oregon State, 1982	29	23	381	0	5
	Jim Plunkett	California, 1969	41	22	381	3	2
19.	John Elway	at Washington State, 1980	36	29	379	1	5
20.	Guy Benjamin	at UCLA, 1976	53	35	378	1	2
21.	Guy Benjamin	at Washington, 1977	47	28	376	1	3
22.	Steve Stenstrom	at Northwestern, 1994	38	25	374	0	1
23.	Randy Fasani	San Jose State, 2000	42	18	373	1	4
24.	Andrew Luck	Colorado, 2011	33	26	370	1	3
25.	Chad Hutchinson	Oregon, 1996	41	27	365	0	3
	John Paye	Texas, 1985	40	27	365	0	3
27.	John Paye	Washington, 1986	47	28	364	1	2
	Todd Husak	at Arizona, 1999	35	21	364	0	1
29.	John Elway	at Washington, 1981	51	27	361	1	2
30.	Steve Stenstrom	at Notre Dame, 1994	59	37	360	0	2
	Jason Palumbis	USC, 1990	45	30	360	1	3
	Steve Dils	Washington, 1978	39	27	360	3	2
	Josh Nunes	Arizona, 2012	34	21	360	0	2
34.	John Elway	Arizona, 1982	33	22	359	1	1
35.	Jim Plunkett	at Purdue, 1969	46	23	355	0	4
36.	Jason Palumbis	Washington State, 1990	30	23	353	0	3
	John Paye	San Jose State, 1983	42	21	353	1	1
38.	John Elway	at UCLA, 1982	39	29	352	1	2
39.	Mark Butterfield	Washington, 1995	35	22	348	2	3
40.	Andrew Luck	vs. Oklahoma St., 2012	31	27	347	1	2
41.	Steve Stenstrom	California, 1993	51	27	346	2	1
	T.C. Ostrander	UCLA, 2007	59	27	346	0	2
43.	Mark Butterfield	at USC, 1995	47	29	345	0	1
44.	Andrew Luck	at Oregon, 2010	46	29	341	2	2
45.	Steve Stenstrom	at Arizona, 1993	47	30	339	4	2
46.	Andrew Luck	at Washington St., 2011	36	23	336	1	4
47.	Todd Husak	at Arizona State, 1998	48	24	335	1	2
48.	Todd Husak	Notre Dame, 1999	34	24	334	1	2
49.	John Elway	at Purdue, 1982	36	29	333	1	4
50.	Steve Stenstrom	Oregon, 1992	40	26	331	2	1

Receiving

No.	Player	Opponent, Year	Rec.	Yds.	Avg.	TD
1.	Troy Walters	UCLA, 1999	9	278	30.9	3
2.	Darrin Nelson	Arizona State, 1981	9	237	26.3	2
3.	Justin Armour	at UCLA, 1994	11	220	20.0	1
4.	Troy Walters	at USC, 1997	11	209	19.0	2
5.	Troy Walters	at UCLA, 1998	10	192	19.2	0
	James Lofton	at Washington, 1977	12	192	16.0	3
7.	Mark Harris	at Oregon, 1993	12	189	15.8	1
8.	Mark Harris	at USC, 1995	10	187	18.7	2
9.	Troy Walters	San Jose State, 1999	10	186	18.6	2
10.	Mark Bradford	Arizona State, 2005	9	185	20.6	2
11.	Troy Walters	Notre Dame, 1999	8	183	22.9	2
12.	Emile Harry	Arizona, 1983	10	179	17.9	2
13.	Richard Sherman	at Washington, 2006	6	177	29.5	1
14.	DeRonnie Pitts	USC, 2000	13	176	13.5	0
	Ed McCaffrey	Washington State, 1990	7	176	25.1	3
16.	Chris Walsh	at USC, 1991	9	174	19.3	2
17.	Coby Fleener	vs. Virginia Tech, 2011	6	173	28.8	3
18.	Luke Powell	San Jose State, 2003	12	172	14.3	2
	Tony Hill	at UCLA, 1976	10	172	17.2	2
	Eric Cross	at Hawaii, 1972	14	172	12.3	1
21.	Gene Washington	Washington, 1968	6	170	28.3	2
	Gene Washington	San Jose State, 1968	5	170	34.0	3
23.	DeRonnie Pitts	at Arizona State, 1998	7	169	24.1	2
	Troy Walters	Oregon, 1997	13	169	13.0	2
	Brad Muster	at Oregon, 1985	14	169	12.1	2
26.	Troy Walters	at Arizona, 1999	8	168	21.0	0
	Mike Tolliver	at Purdue, 1981	8	168	21.0	0
	Miles Moore	at Army, 1971	5	168	33.6	2
29.	Jeff James	Texas, 1985	10	167	16.7	2
	Darrin Nelson	at Washington State, 1980	11	167	15.2	2
31.	Troy Walters	San Jose State, 1997	8	166	20.8	0
32.	Ed McCaffrey	San Jose State, 1989	10	165	16.5	2
	Chris Owusu	Arizona, 2010	9	165	18.3	1
34.	Mark Harris	Washington, 1995	9	163	18.1	0
	Glyn Milburn	San Jose State, 1990	8	163	20.4	1
36.	Jeff James	at Texas, 1986	9	162	18.0	3
37.	Emile Harry	Washington, 1984	5	161	32.2	1
38.	Mark Harris	Arizona State, 1993	7	160	22.9	1
	Ty Montgomery	California, 2013	5	160	32.0	4
40.	Troy Walters	Oregon State, 1998	6	159	26.5	0
	Jon Pinckney	UCLA, 1991	5	159	31.8	1
42.	Luke Powell	at San Jose State, 2001	6	158	26.3	1
	DeRonnie Pitts	at Oregon, 1998	10	158	15.8	1
44.	Justin Armour	Colorado, 1993	10	155	15.5	3
45.	Jeff James	at San Diego State, 1987	6	154	25.7	0
46.	Mark Bradford	at Oregon, 2003	7	153	21.9	0
	Justin Armour	USC, 1994	8	153	19.1	0
	Andre Kirwan	Oregon State, 1993	9	153	17.0	1
49.	Vincent White	San Jose State, 1982	9	152	16.9	3
	Miles Moore	Oregon, 1971	4	152	38.0	2
	Luke Powell	California, 2001	5	152	30.4	2



Team Game Highs and Lows

Rushing

Rushing Yards

1.	446	Washington	2011
2.	439	at Oregon State	1981
3.	416	Tulane	1966
4.	395	Washington State	1975
5.	394	Harvard	1949
6.	349	Idaho	1949
7.	344	Washington State	2008
8.	337	San Jose State	1977
9.	327	Oregon	1981
10.	325	at USC	2009

Fewest Rushing Yards

1.	-34	UCLA	1997
2.	-33	Arizona	1992
3.	-16	USC	1972
4.	-13	USC	1980
5.	-12	at Oregon State	2003
6.	-11	Notre Dame	2005
7.	-8	Penn State	1973
	-8	Oregon	2004
	-8	at Oregon State	2007
10.	-6	at USC	1989
	-6	Arizona	2006

Rushing Yards Allowed

1.	621	UCLA	1973
2.	531	at Michigan	1976
3.	453	at USC	1977
4.	413	at Colorado	1987
5.	395	Oklahoma	1983
6.	388	Washington	2007
	388	at Oregon	2010
8.	380	Texas	1985
9.	375	Oklahoma	1978
10.	373	Oregon	1979

Fewest Rushing Yards Allowed

1.	-36	at California	1998
2.	-31	San Jose State	1985
3.	-21	at Colorado	2012
4.	-18	Washington State	2012
5.	-13	at Washington	1971
6.	-5	at Brigham Young	2003
7.	-4	at UCLA	1992
8.	2	at Oregon State	1987
9.	3	at Oregon	1970
	3	at California	2012

Passing

Passing Yards

1.	581	Arizona State	1981
2.	465	UCLA	1999
3.	450	Oregon State	1998
4.	434	at Arizona	2009
5.	430	at Washington State	1978
6.	422	at UCLA	1998
7.	418	at Purdue	1981
8.	417	San Jose State	1982
	417	vs. California	2013
10.	413	Oregon State	1993

Fewest Passing Yards

1.	51	at UCLA	2008
2.	56	at Brigham Young	2003
3.	58	Arizona	2006
4.	62	at California	1984
5.	66	at Arizona State	2006
6.	75	at UCLA	2002
7.	83	at UCLA	1984
8.	85	at Washington State	1982
9.	88	at Oregon State	2013
10.	91	UCLA	2003
	91	Oregon State	2008

Most Passing Yards Allowed

1.	536	at San Diego State	1987
2.	511	Arizona State	1981
3.	491	Arizona	2012
4.	463	Oregon	2005
5.	449	at Washington State	2007
6.	441	at Oregon State	2003
7.	432	Notre Dame	2005
8.	429	at Purdue	1969
9.	421	at Arizona State	2002
10.	418	Arizona State	2001
	418	Oklahoma (Sun Bowl)	2009

Fewest Passing Yards Allowed

1.	12	at Oregon State	1971
2.	14	at Oregon State	1992
3.	15	at Michigan	1976
4.	18	at Duke	1972
	18	Washington State	1969
6.	21	Illinois	1974
7.	25	at Illinois	1978
8.	26	Michigan (Rose Bowl)	1972
9.	29	UCLA	1973
	29	Oregon State	1972

Total Offense

Most Yards Gained

1.	693	Arizona State	1981
2.	684	at Oregon State	1981
3.	681	San Jose State	1968
4.	672	UCLA	1999
5.	664	at Washington State	1980
6.	658	at Washington State	1970
7.	634	San Jose State	1969
8.	617	Arizona	2012
9.	615	Washington	2011
10.	614	San Jose State	2000

Fewest Yards Gained

1.	52	Arizona	2006
2.	116	at Tulane	1979
3.	133	at Oregon State	2003
4.	134	at USC	1989
5.	143	Arizona	1992
6.	145	at Arizona State	2006
7.	146	UCLA	1987
8.	164	Arizona State	1984
9.	166	at UCLA	2006
10.	169	at California	1972

Most Yards Allowed

1.	743	Arizona State	1981
2.	670	at Washington	1999
3.	664	at Oregon	1998
4.	663	at Oregon State	2003
	663	Notre Dame	2005
6.	651	at UCLA	1982
7.	650	UCLA	1973
8.	626	at Oregon	2010
9.	624	UCLA	2007
10.	617	Arizona	2012

Fewest Yards Allowed

1.	76	at Colorado	2012
2.	80	San Jose State	1971
3.	107	at Washington	2010
4.	109	Washington State	1969
5.	123	California	1971
6.	126	at California	1968
7.	130	California	1999
8.	136	Oregon State	1991
9.	139	Duke	1971
10.	141	at Illinois	1978



STANFORD FOOTBALL

HISTORY & RECORDS

Pass Attempts

No.	Att.	Yards	Season
1.	513	3,516	1998
2.	474	3,709	1993
3.	439	2,874	1985
4.	437	2,604	1989
5.	429	3,157	1978
6.	424	2,536	2007
7.	422	3,311	1982
	422	3,358	1994
9.	421	3,215	1970
10.	420	2,802	1983
	420	3,712	1999

Passing Touchdowns

No.	TD	Season
1.	38	2011
2.	32	2010
3.	27	1980
	27	1993
	27	1978
6.	26	1969
	26	2001
8.	25	1979
	25	1982
	25	1999

Passing Yards Per Game

No.	Avg.	G	Yards	Season
1.	337.2	11	3,709	1993
2.	319.6	11	3,516	1998
3.	309.3	12	3,712	1999
4.	305.3	11	3,358	1994
5.	301.0	11	3,311	1982
6.	295.8	10	2,958	1969
7.	278.7	11	3,066	1981
	278.7	13	3,623	2011
9.	267.9	12	3,215	1970
10.	265.5	11	2,921	1980
11.	263.1	12	3,157	1978
12.	261.3	11	2,874	1985
13.	260.4	12	3,125	1977
14.	258.7	13	3,363	2010
15.	254.7	11	2,802	1983
16.	252.1	10	2,521	1968
17.	251.2	11	2,763	1990
18.	248.4	12	2,981	2001
19.	247.3	11	2,720	2004
20.	243.9	11	2,683	1997

Completion Percentage

No.	Pct.	Att.	Comp.	Int.	TD	Season
1.	.712	417	297	10	38	2011
2.	.702	379	266	8	32	2010
3.	.672	439	295	15	10	1985
4.	.667	366	244	11	11	1990
5.	.655	383	251	12	27	1980
6.	.650	474	308	14	27	1993
7.	.635	422	268	13	25	1982
8.	.632	408	258	15	23	1977
9.	.625	429	268	17	27	1978
10.	.623	318	198	9	25	1979

Scoring

Most Points

No.	Total	TD	PAT	2-PT	FG	Saf.	Season
1.	561	73	68	1	17	1	2011
2.	524	68	61	2	17	0	2010
3.	461	59	53	3	16	0	2009
4.	452	56	54	0	20	1	2013
5.	422	55	48	4	12	0	2001
6.	418	53	49	0	15	3	1999
7.	390	49	45	0	17	0	2012
8.	368	49	46	0	8	2	1991
9.	349	46	41	0	10	1	1969
10.	344	43	34	2	16	0	1995

Since 1951

Fewest Points

No.	Total	TD	PAT	2-PT	FG	Saf.	Season
1.	93	13	6	3	1	0	1958
2.	105	15	9	0	0	0	1961
3.	111	15	8	2	3	0	1960
4.	123	19	9	0	0	0	1954
5.	124	17	7	3	3	0	1962
6.	127	15	13	0	8	0	2006
7.	144	18	13	1	7	0	1965
8.	149	19	13	2	6	0	1966
9.	150	18	15	0	9	0	1964
10.	154	18	12	4	8	1	1963

Since 1951

Most Points Per Game

No.	PPG	Games	Points	Season
1.	43.2	13	561	2011
2.	40.3	13	524	2010
3.	35.5	13	461	2009
4.	35.2	12	422	2001
5.	34.9	10	349	1969
6.	34.8	12	418	1999
7.	32.3	14	452	2013
8.	30.7	12	368	1991
9.	29.8	11	328	1982
10.	29.7	11	327	1994

Since 1951

Fewest Points Per Game

No.	PPG	Games	Points	Season
1.	9.3	10	93	1958
2.	10.5	10	105	1961
3.	10.6	12	127	2006
4.	11.1	10	111	1960
5.	12.3	10	123	1954
6.	12.4	10	124	1962
7.	14.4	10	144	1965
8.	14.5	11	159	1983
9.	14.9	10	149	1966
10.	15.0	10	150	1964

Since 1951

Total Offense

Most Yards Gained

No.	Yds.	Rush	Pass	Season
1.	6,361	2,738	3,623	2011
2.	6,142	2,779	3,363	2010
3.	5,675	2,904	2,771	2013
4.	5,559	2,837	2,722	2009
5.	5,397	1,685	3,712	1999
6.	5,317	2,336	2,981	2001
7.	5,242	2,440	2,802	2012
8.	5,129	1,972	3,157	1978
9.	5,122	1,997	3,125	1977
10.	5,095	1,880	3,215	1970

Fewest Yards Gained

No.	Yds.	Rush	Pass	Season
1.	2,377	1,476	901	1961
2.	2,530	1,217	1,313	1960
3.	2,559	1,642	917	1963
4.	2,728	1,453	1,275	1954
5.	2,756	1,673	1,083	1964
6.	2,758	1,544	1,214	1962
7.	2,783	781	2,002	2006
8.	2,830	1,249	1,581	1958
9.	2,914	1,742	1,172	1967
10.	2,918	1,668	1,250	1966

Most Yards Gained Per Game

No.	YPG	Yards	Games	Season
1.	491.9	4,919	10	1969
2.	489.3	6,361	13	2011
3.	472.5	6,142	13	2010
4.	449.8	5,397	12	1999
5.	444.5	4,889	11	1994
6.	443.6	4,880	11	1981
7.	443.1	5,317	12	2001
8.	432.6	4,759	11	1980
9.	427.4	5,129	12	1978
10.	426.8	5,122	12	1977

Since 1951

Fewest Yards Gained Per Game

No.	YPG	Yards	Games	Season
1.	231.9	2,783	12	2006
2.	237.7	2,377	10	1961
3.	253.0	2,530	10	1960
4.	255.9	2,559	10	1963
5.	272.8	2,728	10	1954
6.	275.6	2,756	10	1964
7.	275.8	2,758	10	1962
8.	283.0	2,830	10	1958
	283.0	3,113	11	2003
10.	287.9	3,167	11	1973

Since 1951



Rushing Defense

Fewest Rushing Yards Allowed Per Game

No.	Avg.	G	Yards	Season
1.	84.4	13	1,097	2011
2.	89.4	14	1,251	2013
3.	97.0	14	1,358	2012
4.	110.2	10	1,102	1969
5.	111.9	12	1,343	2001
6.	112.5	12	1,350	1986
7.	120.8	13	1,571	2010
8.	123.6	13	1,607	1992
9.	124.9	11	1,374	1989
10.	125.7	12	1,508	1996

Since 1953

Most Rushing Yards Allowed Per Game

No.	Avg.	G	Yards	Season
1.	248.0	12	2,976	1977
2.	246.6	10	2,466	1958
3.	232.8	10	2,328	1959
4.	231.0	11	2,541	1975
5.	228.8	11	2,517	1993
6.	226.5	10	2,265	1960
7.	223.0	10	2,230	1956
8.	221.1	11	2,432	1973
9.	219.4	11	2,413	1979
10.	214.6	11	2,361	1983

Since 1953

Passing Defense

Fewest Passing Yards Allowed Per Game

No.	Avg.	G	Yards	Season
1.	77.0	10	770	1961
2.	85.0	10	850	1956
3.	89.7	10	897	1958
4.	95.0	10	950	1955
5.	95.7	10	957	1965
6.	97.3	12	1,168	1971
7.	103.6	10	1,036	1953
8.	109.8	10	1,098	1962
9.	112.5	11	1,237	1972
10.	112.7	10	1,127	1960

Since 1953

Most Passing Yards Allowed Per Game

No.	Avg.	G	Yards	Season
1.	296.3	11	3,259	2003
2.	288.3	12	3,459	1999
3.	285.9	11	3,145	2005
4.	274.1	12	3,289	2001
5.	266.2	12	3,194	2007
6.	264.8	13	3,442	2009
7.	262.9	11	2,892	1998
8.	255.1	11	2,806	1987
9.	253.8	14	3,553	2013
10.	253.2	13	3,292	2011

Since 1953

Scoring Defense

Fewest Points Allowed Per Game

No.	PPG	G	Points	Season
1.	11.3	12	135	1971
2.	13.5	10	135	1955
3.	13.8	10	138	1964
4.	14.6	10	146	1966
5.	14.8	10	148	1953
6.	14.9	10	149	1965
7.	15.1	13	196	1992
8.	15.8	10	158	1957
9.	15.9	12	191	1986
10.	16.2	10	162	1968

Since 1951

Most Points Allowed Per Game

No.	PPG	G	Points	Season
1.	35.4	11	389	1993
2.	34.3	11	377	2002
3.	33.2	11	365	1998
4.	32.6	11	359	1994
5.	31.4	12	377	2006
6.	30.6	11	337	2005
7.	30.3	12	364	1999
8.	29.5	11	324	2003
9.	28.8	11	317	1997
10.	28.5	11	313	1985

Since 1951

Total Defense

Fewest Yards Allowed Per Game

No.	YPG	G	Points	Season
1.	226.2	2,714	12	1971
2.	236.1	2,361	10	1965
3.	242.3	2,423	10	1955
4.	267.5	2,675	10	1964
5.	269.6	2,696	10	1962
6.	274.0	2,740	10	1953
7.	275.8	2,758	10	1967
8.	279.4	3,632	13	1992
9.	280.3	2,803	10	1966
10.	291.6	2,916	10	1961

Since 1953

Most Yards Allowed Per Game

No.	YPG	G	Points	Season
1.	465.4	5,119	11	1993
2.	443.5	4,879	11	1998
3.	442.7	5,312	12	1999
4.	441.9	4,861	11	2005
5.	435.5	5,226	12	2007
6.	433.8	4,772	11	2003
7.	428.5	4,714	11	1982
8.	407.6	4,483	11	1987
9.	407.2	4,886	12	1995
10.	404.5	4,450	11	1980

Since 1953



Gordy Ceresino



STANFORD FOOTBALL

HISTORY & RECORDS

Punt Returns

Year	Name	No.	Yds.	TD	Avg.	Lg.
1955	Jeri McMillin	6	56	0	9.3	--
1956	Gordy Young	11	126	0	11.5	--
1957	Jeri McMillin	7	87	0	12.4	--
1958	Dick Bowers	7	56	0	8.0	--
1959	Skip Face	6	63	0	10.5	--
1960	Gary Craig	11	90	0	11.0	--
1961	Gary Craig	17	98	0	5.8	--
1962	Dick Ragsdale	6	70	0	11.7	33
1963	Craig Ritchey	6	141	1	23.5	--
1964	John Guillory	7	88	0	12.6	--
1965	Dale Rubin	14	157	1	11.2	--
1966	Mark Marquess	16	129	0	8.0	--
1967	Tom Massey	18	184	0	10.2	--
1968	Jim Kauffman	22	200	0	9.1	--
1969	Randy Vataha	9	129	1	14.7	--
1970	Eric Cross	29	358	1	12.3	61 (TD)
1971	James Ferguson	18	124	0	6.9	17
1972	Eric Cross	27	191	0	7.1	23
1973	Craig Zaltosky	21	299	1	14.2	68 (TD)
1974	Ray Anderson	29	205	0	7.1	30
1975	Ray Anderson	14	150	1	10.7	65
1976	Savann Thompson	10	83	0	8.3	14
1977	Darrin Nelson	10	77	0	7.7	44
1978	Darrin Nelson	20	254	0	12.7	74
1979	Andre Tyler	19	122	0	6.4	13
1980	Andre Tyler	23	109	0	4.7	21
1981	Darrin Nelson	20	138	0	6.9	27
1982	Vincent White	5	104	1	20.8	76 (TD)
1983	Emile Harry	9	67	0	7.4	18
1984	Emile Harry	17	68	0	4.0	11
1985	Thomas Henley	6	77	0	12.8	33
1986	Thomas Henley	32	389	1	12.2	92 (TD)
1987	Alan Grant	27	446	2	16.5	77 (TD)
1988	Alan Grant	30	207	0	6.9	37
1989	Alan Grant	34	218	0	6.4	26
1990	Glyn Milburn	24	267	1	11.1	73
1991	Glyn Milburn	23	223	0	9.7	54
1992	Glyn Milburn	34	589	3	17.3	79
1993	Leroy Pruitt	20	113	0	5.7	21
1994	Ozzie Grenardo	10	85	0	8.5	24
1995	Damon Dunn	15	95	0	6.3	20
1996	Troy Walters	29	332	1	11.4	75 (TD)
1997	Troy Walters	30	424	2	14.1	77 (TD)
1998	Troy Walters	13	87	0	6.7	22
1999	Troy Walters	19	131	0	6.9	22
2000	DeRonnie Pitts	16	81	0	5.1	13
2001	Luke Powell	21	308	0	14.7	58
2002	Luke Powell	19	154	0	8.1	32
2003	Luke Powell	36	325	1	9.0	90 (TD)
2004	David Marrero	27	224	0	8.3	64
2005	T.J. Rushing	14	128	0	9.1	20
2006	Chris Hobbs	13	73	0	5.6	20
2007	Chris Hobbs	18	122	0	6.8	29
2008	Doug Baldwin	18	155	0	8.6	38
2009	Richard Sherman	15	154	1	10.3	59
2010	Drew Terrell	18	219	0	12.2	34
2011	Drew Terrell	18	216	0	12.0	42
2012	Drew Terrell	24	291	0	12.1	76 (TD)
2013	Kodi Whitfield	9	40	0	4.4	25

Kickoff Returns

Year	Name	No.	Yds.	TD	Avg.
1955	Gordy Young	6	145	0	24.2
1956	Lou Valli	8	187	0	23.4
1957	Chuck Shea	7	173	0	24.7
1958	Jim Byrer	7	154	0	22.0
1959	Skip Face	8	181	0	22.6
1960	Skip Face	19	387	0	20.4
1961	Tyce Fitzmorris	10	161	0	16.1
1962	J.D. Lodato	10	170	0	17.0
1963	Dick Ragsdale	8	179	0	22.4
1964	Bob Blunt	14	347	0	24.8
1965	Bob Blunt	7	151	0	21.5
1966	Dave Lewis	12	251	0	10.9
1967	Nate Kirtman	8	236	1	29.6
1968	Jim Kauffman	15	254	0	16.6
1969	Miles Moore	7	177	0	25.3
1970	Eric Cross	20	418	0	20.9
1971	Miles Moore	16	300	0	18.8
1972	Reggie Sanderson	13	378	1	29.1
1973	Ron Inge	12	407	1	33.9
1974	Ray Anderson	28	579	0	20.7
1975	Ray Anderson	25	540	0	21.6
1976	Ron Inge	10	252	0	25.2
1977	Billy Anderson	19	395	0	20.8
1978	Gordon Banks	15	313	0	20.9
1979	Vincent White	24	518	0	21.6
1980	Vincent White	29	603	0	20.8
1981	Mike Dotterer	24	584	0	24.3
1982	Ken Williams	25	568	0	22.7
1983	Shaun Avant	14	326	0	23.2

1984	Kevin B. Scott	19	455	0	23.9
1985	Thomas Henley	21	440	0	20.9
1986	Kevin B. Scott	12	327	1	27.3
1987	Charlie Young	17	336	0	19.8
1988	Kevin T. Scott	27	596	1	22.1
1989	Kevin T. Scott	24	491	0	20.5
1990	Glyn Milburn	24	594	0	24.8
1991	Ozzie Grenardo	13	344	0	26.5
1992	Glyn Milburn	15	316	0	21.1
1993	Mike Mitchell	25	579	0	23.2
1994	Damon Dunn	17	412	1	24.2
1995	Damon Dunn	22	656	1	29.8
1996	Damon Dunn	16	433	1	27.1
1997	Damon Dunn	21	566	0	27.0
1998	Juan Carlos Lacey	9	196	0	21.8
1999	Ryan Wells	18	460	0	25.5
2000	Ryan Wells	22	494	0	22.5
2001	Brian Allen	16	427	0	26.7
2002	Ryan Wells	36	715	0	19.9
2003	Nick Sebes	19	420	0	22.1
2004	T.J. Rushing	23	653	1	28.4
2005	T.J. Rushing	21	575	2	27.4
2006	Jason Evans	16	349	0	21.8
2007	Doug Baldwin	23	555	0	24.1
2008	Jeremy Stewart	14	328	0	23.4
2009	Chris Owusu	37	1167	3	31.5
2010	Chris Owusu	19	462	0	24.3
2011	Ty Montgomery	27	680	1	25.2
2012	Ty Montgomery	11	293	0	26.6
2013	Ty Montgomery	36	1091	2	30.3



Alan Grant



Chris Owusu



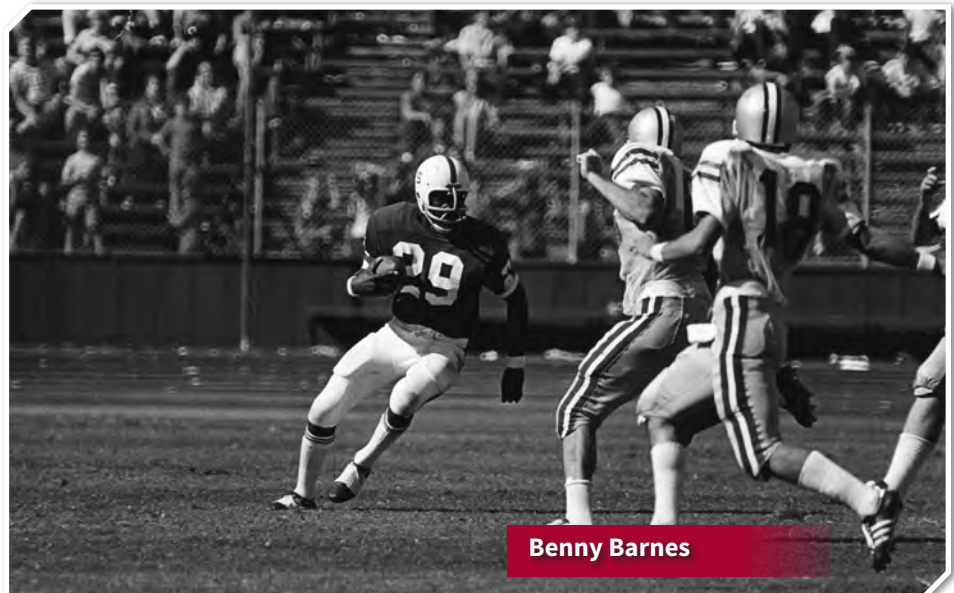
Punting

Year	Name	No.	Yds.	Avg.
1955	John Brodie	17	654	38.5
1956	John Brodie	27	906	33.6
1957	Al Harrington	17	571	33.6
1958	Roderick McMillen	19	730	38.4
1959	Roderick McMillen	15	602	40.1
1960	Gary Craig	44	1678	38.1
1961	Rod Sears	26	839	32.3
1962	Stan Lindskog	27	900	33.3
1963	Dick Ragsdale	34	1252	36.8
1964	Dave Lewis	34	1487	43.7
1965	Dave Lewis	29	1302	44.9
1966	Dave Lewis	52	2090	40.2
1967	Bob Reinhard	58	2145	37.0
1968	Tim Abena	41	1592	38.8
1969	Bob Reinhard	49	1888	38.5
1970	Steve Murray	40	1342	33.6
1971	Steve Murray	50	1891	37.8
1972	Dave Ottmar	71	2744	38.6
1973	Dave Ottmar	53	2199	41.5
1974	Tom Lynn	71	2592	36.5
1975	Mike Michel	41	1352	33.0
1976	Mike Michel	66	2627	39.8
1977	Brad Fox	49	1992	40.7
1978	Ken Naber	32	1289	40.3
1979	Ken Naber	62	2628	42.4
1980	Ken Naber	48	1934	40.3
1981	Greg Topp	54	1954	36.7
1982	Tripp Hardin	48	1905	39.6
1983	Tripp Hardin	66	2765	41.8
1984	Doug Robison	44	1742	39.5
1985	Doug Robison	47	1868	39.7
1986	Doug Robison	62	2589	41.8
1987	Doug Robison	44	2011	45.7
1988	John Hopkins	44	1625	36.9
1989	Paul Stonehouse	49	1840	37.6
1990	Paul Stonehouse	55	2134	38.8
1991	Paul Stonehouse	60	2235	37.3
1992	Paul Stonehouse	89	3724	41.8
1993	Aaron Mills	63	2661	42.2
1994	Aaron Mills	44	1781	40.5
1995	Kevin Miller	59	2204	37.4
1996	Kevin Miller	68	2750	40.4
1997	Kevin Miller	59	2556	43.3
1998	Kevin Miller	71	2826	39.8
1999	Sean Tolpinrud	68	2489	36.6
2000	Mike Biselli	36	1340	37.2
2001	Eric Johnson	55	2083	37.9
2002	Eric Johnson	58	2306	39.8
2003	Eric Johnson	86	3687	42.9
2004	Jay Ottovegio	66	2728	41.3
2005	Jay Ottovegio	67	2723	40.6
2006	Jay Ottovegio	61	2417	39.6
2007	Jay Ottovegio	78	3215	41.2
2008	David Green	53	2116	39.9
2009	David Green	33	1360	41.2
2010	Daniel Zychlinski	24	1003	41.8
2011	David Green	34	1417	41.7
2012	Daniel Zychlinski	66	2846	43.1
2013	Ben Rhyne	52	2230	42.9

Interceptions

Year	Name	Int.	Yds.	Avg.
1955	Tony Mosich	2	28	14.0
	Gordy Young	2	12	6.0
1956	Five tied	1	--	--
1957	Jack Taylor	3	129	43.0
1958	Roch Conklin	2	30	15.0
	Bob Nicolet	2	12	6.0
1959	Ben Robinson	1	--	--
	Skip Face	1	--	--
	Mac Wylie	1	--	--
1960	Six tied	1	--	--
1961	Gary Craig	4	80	20.0
1962	Dick Ragsdale	3	23	7.7
1963	Dick Ragsdale	3	30	10.0
1964	Dick Ragsdale	5	67	13.4
1965	Craig Ritchey	3	63	21.0
	Dale Rubin	3	26	8.7
1966	Dave Nelson	5	78	15.6
1967	Marty Brill	3	60	20.0
	Tom Massey	3	23	7.7
	Dick Oliver	3	52	17.3
	Donn Renwick	3	0	0.0
1968	Tom Massey	4	35	8.8
	Dennis Moore	4	41	10.3
1969	Jim Kauffman	3	18	6.0
	Rich Keller	3	62	20.8
1970	Jack Schultz	4	63	15.8
1971	Benny Barnes	8	111	13.9
1972	Steve Murray	6	45	7.5
1973	Jim Kaffen	7	58	8.3
1974	Paul Skrabo	4	40	10.0
1975	Rich Waters	4	50	12.5
1976	Gordy Ceresino	3	41	13.6
	Savann Thompson	3	21	7.0
	Rich Waters	3	48	16.0
1977	Ray Cardinali	2	43	21.5
	Robert Chapman	2	12	6.0
	John Pigott	2	7	3.5
	Rick Parker	2	8	4.0
1978	Steve Budinger	5	50	10.0
1979	Rick Gervais	4	0	0.0
1980	Kevin Baird	3	65	21.7
1981	Charles Hutchings	2	15	7.5

	Dave Morze	2	36	18.0
1982	Charles Hutchings	5	54	10.8
1983	Vaughn Williams	4	21	5.2
1984	Toi Cook	4	29	7.3
	Mark Hashimoto	4	0	0.0
	Eric Price	4	72	18.0
1985	Toi Cook	5	116	23.2
1986	Toi Cook	8	131	16.4
1987	Brad Humphreys	6	14	2.3
1988	Brad Cook	4	77	19.3
1989	Albert Richardson	5	19	3.8
1990	Kevin T. Scott	3	19	6.3
1991	Albert Richardson	2	18	9.0
1992	Vaughn Bryant	6	37	6.2
1993	Vaughn Bryant	4	79	19.8
1994	Leroy Pruitt	4	12	3.0
1995	Josh Madsen	4	33	8.3
	Leroy Pruitt	4	68	17.0
1996	Tim Smith	4	55	13.8
	Josh Madsen	4	62	15.5
1997	Chris Johnson	3	49	16.3
1998	Tim Smith	6	69	11.5
1999	Tim Smith	6	86	14.3
2000	Ryan Fernandez	3	0	0.0
	Aaron Focht	3	2	0.7
	Brian Taylor	3	56	18.7
	Tank Williams	3	10	3.3
2001	Tank Williams	5	22	4.4
2002	Leigh Torrence	3	55	18.3
	Oshiomogho Atogwe	3	43	14.3
2003	Trevor Hooper	3	66	22.0
2004	Oshiomogho Atogwe	4	33	8.2
	Leigh Torrence	4	24	6.0
2005	Brandon Harrison	3	0	0.0
2006	Bo McNally	2	49	24.5
2007	Nick Sanchez	4	0	0.0
2008	Bo McNally	4	65	16.2
2009	Bo McNally	2	82	41.0
	Richard Sherman	2	43	21.5
	Delano Howell	2	4	2.0
2010	Delano Howell	5	0	0.0
2011	Michael Thomas	3	131	43.7
2012	Ed Reynolds	6	301	50.2
2013	Jordan Richards	3	55	18.3



Benny Barnes



STANFORD FOOTBALL

HISTORY & RECORDS

Tackles

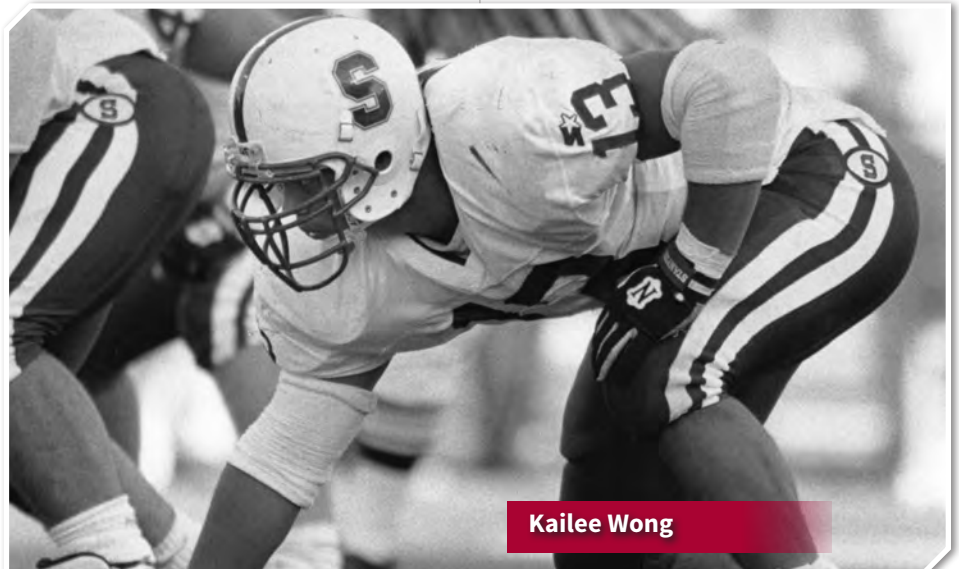
Year	Name	Solo	Assist	Total
1965	Bob Rath	--	--	108
1966	Marty Brill	--	--	83
1967	Blaine Nye	--	--	104
1968	Don Parish	--	--	143
1969	Don Parish	--	--	141
1970	Jeff Siemon	--	--	98
1971	Jeff Siemon	--	--	121
1972	Rich Merlo	--	--	164
1973	Pat Donovan	--	--	109
1974	Drew Palin	68	86	154
1975	Duncan McColl	59	80	139
1976	Gordy Ceresino	85	74	159
1977	Gordy Ceresino	111	85	196
1978	Gordy Ceresino	86	81	167
1979	Chuck Evans	83	35	118
1980	Craig Zellmer	58	50	108
1981	Dave Morze	50	35	85
1982	Vaughn Williams	63	31	94
1983	Dave Wyman	92	52	144
1984	Dave Wyman	68	60	128
1985	Matt Soderlund	26	113	139
1986	Dave Wyman	56	117	173
1987	Kevin Richardson	32	81	113
1988	Jono Tunney	59	96	155
1989	Jono Tunney	44	58	102
1990	Jono Tunney	38	44	82
1991	Seyon Albert	54	21	75
1992	John Lynch	38	45	83
1993	Toby Norwood	61	36	97
1994	Coy Gibbs	51	33	84
1995	Mike Hall	68	47	115
1996	Jon Haskins	61	47	108
1997	Chris Draft	63	18	81
1998	Tim Smith	82	27	109
1999	Marc Stockbauer	57	48	105
2000	Coy Wire	57	24	81
2001	Coy Wire	55	48	103
2002	Oshiomogho Atogwe	47	24	71
2003	Oshiomogho Atogwe	54	36	90
2004	Oshiomogho Atogwe	46	31	77
2005	Kevin Schimmelmann	52	34	86
2006	Michael Okwo	57	38	95
2007	Bo McNally	71	43	114
2008	Bo McNally	53	23	76
2009	Bo McNally	55	28	83
2010	Shayne Skov	50	34	84
2011	Jarek Lancaster	44	26	70
2012	Shayne Skov	43	38	81
2013	Shayne Skov	62	47	109

Sacks

Year	Name	No.	Yards Lost
1976	Duncan McColl	17	--
1977	Chuck Evans	3	--
1978	Chuck Evans	7	--
1978	Milt McColl	7	--
1979	Chuck Evans	5	--
1980	Milt McColl	4	--
1980	Doug Rogers	4	--
1981	Tom Hall	4	--
1981	Garin Veris	4	--
1982	Garin Veris	9	--
1983	Garin Veris	7	--
1984	Garin Veris	5	65
1985	Tony Leiker	4	45
1986	Lester Archambeau	8	52
1987	Lester Archambeau	7	41
1988	Rob Hincckley	13	109
1989	Jono Tunney	6	47
1990	Ron George	10	64
1991	Ron George	8	58
1992	Ron George	15	107
1993	Damon Phillips	3	28
	Jason White	3	12
1994	Jason Fisk	6	39
1995	Carl Hansen	8	46
1996	Kailee Wong	14	105
1997	Kailee Wong	12	77
1998	Riall Johnson	6	37
1999	Riall Johnson	14	122
2000	Riall Johnson	15	110
2001	Matt Leonard	4.5	34
2002	Amon Gordon	4	65
2003	Babatunde Oshinowo	4	30
2004	Jon Alston	10	100
2005	Julian Jenkins	7	47
2006	Trevor Hooper	2.5	20
2007	Clinton Snyder	8	66
2008	Thomas Keiser	6	33
2009	Thomas Keiser	9	70
2010	Chase Thomas	7.5	56
	Shayne Skov	7.5	51
2011	Chase Thomas	8.5	73
2012	Trent Murphy	10	56
2013	Trent Murphy	15	119

Tackles For Loss

Year	Name	No.	Yards Lost
1974	Drew Palin	9	48
	Pat Donovan	9	28
1975	Duncan McColl	26	87
1976	Duncan McColl	23	122
1977	Gordy Ceresino	8	33
1978	Chuck Evans	17	98
1979	Chuck Evans	11	50
1980	Milt McColl	8	27
1981	Tom Hall	9	49
1982	Garin Veris	16	84
1983	Garin Veris	12	46
1984	Garin Veris	16	120
1985	Tom Prukop	8	36
1986	Chris Weber	12.5	55
1987	Lester Archambeau	13	52
1988	Rob Hincckley	22	133
1989	Jono Tunney	12	62
1990	Ron George	28	144
1991	Ron George	18	94
1992	Ron George	26	142
1993	Toby Norwood	10	35
1994	Jason Fisk	11	49
1995	Carl Hansen	10	52
1996	Kailee Wong	24	134
1997	Kailee Wong	22	110
1998	Donnie Spragan	12	56
1998	Riall Johnson	12	53
1999	Willie Howard	20	86
2000	Riall Johnson	20	130
2001	Coy Wire	13	50
2002	Matt Leonard	8	38
2003	Jared Newberry	10	37
2004	Jon Alston	14.5	109
2005	Babatunde Oshinowo	10.5	51
2006	Tim Sims	5.5	27
	Pannel Egboh	5.5	17
2007	Pat Maynor	16.5	80
2008	Pat Maynor	8.5	39
2009	Thomas Keiser	15	84
2010	Chase Thomas	11.5	63
2011	Chase Thomas	17.5	96
2012	Trent Murphy	18	87
2013	Trent Murphy	23.5	147



Kailee Wong



STANFORD FOOTBALL

HISTORY & RECORDS

Rush Defense

Year	G	Att.	Yds.	Avg.	TD
1953	10	443	1704	3.8	--
1954	10	433	1897	4.4	--
1955	10	424	1473	3.5	12
1956	10	541	2230	4.1	23
1957	10	490	1800	3.7	13
1958	10	580	2466	4.3	22
1959	10	519	2328	4.5	24
1960	10	490	2265	4.6	22
1961	10	466	2146	4.6	18
1962	10	446	1598	3.6	11
1963	10	468	1746	3.7	12
1964	10	429	1367	3.2	12
1965	10	416	1404	3.4	14
1966	10	467	1519	3.3	11
1967	10	475	1546	3.3	13
1968	10	481	1596	3.3	18
1969	10	421	1102	2.6	12
1970	12	597	1791	3.0	14
1971	12	593	1546	2.6	11
1972	11	574	2053	3.6	15
1973	11	582	2432	4.2	22
1974	11	596	2117	3.6	19
1975	11	604	2541	4.2	20
1976	11	502	2020	4.0	24
1977	12	619	2976	4.8	24
1978	12	613	2469	4.0	12
1979	11	557	2413	4.3	21
1980	11	511	2298	4.5	27
1981	11	466	1442	3.1	16
1982	11	534	2346	4.4	21
1983	11	570	2361	4.1	15
1984	11	478	1569	3.3	20
1985	11	496	2034	4.1	27
1986	12	463	1350	2.9	15
1987	11	463	1677	3.6	14
1988	11	498	1871	3.8	17
1989	11	425	1374	3.2	13
1990	11	442	1725	3.9	16
1991	12	492	1635	3.3	17
1992	13	502	1607	3.2	13
1993	11	567	2517	4.4	30
1994	11	486	2136	4.4	20
1995	12	510	2154	4.2	22
1996	12	490	1508	3.1	12
1997	11	434	1827	4.2	19
1998	11	448	1987	4.4	26
1999	12	497	1853	3.7	22
2000	11	413	1614	3.9	19
2001	12	376	1343	3.6	14
2002	11	392	1460	3.7	18
2003	11	375	1513	4.0	16
2004	11	435	1577	3.6	14
2005	11	433	1716	4.0	23
2006	12	519	2526	4.9	26
2007	12	480	2032	4.2	19
2008	12	427	1835	4.3	20
2009	13	424	1793	4.2	19
2010	13	406	1571	3.9	12
2011	13	363	1097	3.0	16
2012	14	446	1358	3.0	15
2013	14	435	1251	2.9	8

Interceptions

Year	No.	Yds.	Avg.	TD
1951	20	65	3.3	NA
1952	22	378	17.2	NA
1953	20	139	7.0	NA
1954	13	514	39.5	NA
1955	13	215	16.5	0
1956	5	39	7.8	0
1957	12	198	16.5	0
1958	11	91	8.3	0
1959	11	125	11.4	0
1960	6	78	13.0	0
1961	16	200	12.5	0
1962	14	141	10.1	0
1963	12	49	4.1	0
1964	19	223	11.7	2
1965	11	168	15.3	0
1966	15	164	10.9	0
1967	18	159	8.8	1
1968	19	181	9.5	0
1969	19	198	10.4	2
1970	18	221	12.3	2
1971	22	230	10.5	0
1972	26	362	13.9	2
1973	18	108	6.0	0
1974	17	115	6.8	0
1975	16	262	16.4	2
1976	14	131	9.4	1
1977	13	118	9.1	0
1978	20	245	11.7	1
1979	16	201	12.6	0
1980	13	102	7.8	0
1981	8	54	6.8	1

1982	22	224	10.1	1
1983	11	66	6.0	1
1984	18	226	12.6	1
1985	13	146	11.2	1
1986	22	262	11.9	1
1987	18	137	7.6	0
1988	21	236	11.2	1
1989	12	69	5.8	0
1990	9	67	7.5	0
1991	8	88	11.0	1
1992	20	234	11.7	2
1993	9	139	15.4	1
1994	10	93	9.3	0
1995	15	126	8.4	0
1996	22	265	12.0	2
1997	13	200	15.4	2
1998	15	110	7.3	0
1999	17	289	17.0	2
2000	17	136	8.0	0
2001	16	108	6.8	0
2002	16	266	16.6	1
2003	9	95	10.6	0
2004	16	123	7.7	0
2005	12	70	5.8	1
2006	7	147	21.0	2
2007	11	100	9.1	1
2008	7	102	14.6	1
2009	8	152	19.0	2
2010	18	153	8.5	1
2011	7	131	18.7	1
2012	15	359	23.1	4
2013	13	172	13.2	3

Sacks

Year	No.	Yds.
1974	37.0	--
1975	NA	--
1976	41.0	--
1977	13.0	--
1978	27.0	--
1979	17.0	--
1980	15.0	--
1981	22.0	--
1982	27.0	--
1983	13.5	--
1984	27.5	233
1985	17.5	112
1986	40.5	217
1987	33.0	222
1988	41.0	299
1989	20.0	147
1990	31.0	210
1991	17.0	112
1992	39.0	242
1993	17.0	117
1994	31.0	99
1995	22.0	120
1996	39.0	259
1997	32.0	193
1998	28.0	193
1999	48.0	366
2000	30.0	209
2001	21.0	165
2002	24.0	222
2003	22.0	158
2004	30.0	231
2005	32.0	212
2006	14.0	111
2007	37.0	284
2008	34.0	252
2009	21.0	173
2010	36.0	241
2011	39.0	301
2012	57.0	346
2013	44.0	310



Garin Veris



STANFORD FOOTBALL

HISTORY & RECORDS

Coaching Records

Coach	Seasons	Years	Won	Lost	Tied	Pct.
No Coach	1891	1	3	1	0	.750
Walter Camp	1892, '94-95	3	11	3	3	.735
Pop Bliss	1893	1	8	0	1	.944
H.P. Cross	1896, '98	2	7	4	2	.615
G.H. Brooke	1897	1	4	1	0	.800
Burr Chamberlain	1899	1	2	5	2	.333
Fielding H. Yost	1900	1	7	2	1	.750
C.M. Fickert	1901	1	3	2	2	.571
C.L. Clemens	1902	1	6	1	0	.857
James F. Lanagan	1903-08	6	49	10	5	.804
George Presley	1909-12	4	30	8	1	.782
Floyd C. Brown	1913-16	4	37	4	1	.892
Jim Wylie	1917	1	1	0	0	1.000
Bob Evans	1919	1	4	3	0	.571
Walter Powell	1920	1	4	3	0	.571
C.E. Van Gent	1921	1	4	2	2	.625
Andrew Kerr	1922-23	2	11	7	0	.611
Glenn "Pop" Warner	1924-32	9	71	17	8	.781
C.E. Thornhill	1933-39	7	35	25	7	.574
Clark Shaughnessy	1940-41	2	16	3	0	.842
Marchmont Schwartz	1942, '46-50	6	28	28	4	.500
Charles A. Taylor	1951-57	7	40	29	2	.577
Jack C. Curtice	1958-62	5	14	36	0	.280
John Ralston	1963-71	9	55	36	3	.601
Jack Christiansen	1972-76	5	30	22	3	.573
Rod Dowhower	1979	1	5	5	1	.500
Paul Wiggin	1980-83	4	16	28	0	.364
Jack Elway	1984-88	5	25	29	2	.463
Dennis Green	1989-91	3	16	18	0	.471
Bill Walsh	1977-78, '92-94	5	34	24	1	.585
Tyrone Willingham	1995-2001	7	44	36	1	.549
Buddy Teevens	2002-04	3	10	23	0	.303
Walt Harris	2005-06	2	6	17	0	.261
Jim Harbaugh	2007-10	4	29	21	0	.580
David Shaw	2011-present	3	34	7	0	.829
Totals		119	699	460	52	.599

National Championships

Year	Coach	Overall Record	League Record	Bowl
1926	Pop Warner	10-0-1	4-0-0	Rose
1940	Clark Shaughnessy	10-0-0	7-0-0	Rose

Note: The 1926 team was declared national champions by the Dickinson System, Helms Athletic Foundation, National Championship Foundation and Sagarin Ratings. Although Minnesota was declared national champions in the final 1940 Associated Press Poll, which was the best-known and most widely circulated poll of sportswriters and broadcasters in determining the national champion, Stanford was recognized as national champions by the Billingsley Report, Helms Athletic Foundation and Polling System.

Conference Championships

Year	Conference	Coach	Overall Record	League Record	Bowl
1924	Pacific Coast	Pop Warner	7-1-1	3-0-1	None
1926	Pacific Coast	Pop Warner	10-0-1	4-0-0	Rose
1927	Pacific Coast	Pop Warner	8-2-1	4-0-1 (tie)	Rose
1933	Pacific Coast	C.E. Thornhill	8-2-1	4-1-0 (tie)	Rose
1934	Pacific Coast	C.E. Thornhill	9-1-1	5-0-0	Rose
1935	Pacific Coast	C.E. Thornhill	8-1-0	4-1-0 (tie)	Rose
1940	Pacific Coast	Clark Shaughnessy	10-0-0	7-0-0	Rose
1951	Pacific Coast	Charles Taylor	9-2-0	6-1-0	Rose
1970	Pacific-8	John Ralston	9-3-0	6-1-0	Rose
1971	Pacific-8	John Ralston	9-3-0	6-1-0	Rose
1992	Pacific-10	Bill Walsh	10-3-0	6-2-0 (tie)	Blockbuster
1999	Pacific-10	Tyrone Willingham	8-4-0	7-1-0	Rose
2012	Pacific-12	David Shaw	12-2-0	8-1-0	Rose
2013	Pacific-12	David Shaw	11-3-0	7-2-0	Rose

Best Seasons

Unbeaten/Untied

Year	Record	Coach	Final AP Ranking
1905	8-0-0	James F. Lanagan	—
1940	10-0-0	Clark Shaughnessy	2

Unbeaten

Year	Record	Coach	Final AP Ranking
1892	1-0-2	Walter Camp	—
1893	8-0-1	Pop Bliss	—
1895	4-0-1	Walter Camp	—
1903	8-0-3	James F. Lanagan	—
1926	10-0-1	Pop Warner	—

12-Win Seasons

Year	Record	Coach	Final AP Ranking
2010	12-1-0	Jim Harbaugh	4th
2012	12-2-0	David Shaw	7th

11-Win Seasons

Year	Record	Coach	Final AP Ranking
2011	11-2-0	David Shaw	7th
2013	11-3-0	David Shaw	11th

10-Win Seasons

Year	Record	Coach	Final AP Ranking
1926	10-0-1	Pop Warner	—
1940	10-0-0	Clark Shaughnessy	2
1992	10-3-0	Bill Walsh	9

Nine-Win Seasons

Year	Record	Coach	Final AP Ranking
1929	9-2-0	Pop Warner	—
1930	9-1-1	Pop Warner	—
1934	9-1-1	C.E. Thornhill	—
1951	9-2-0	Chuck Taylor	7
1970	9-3-0	John Ralston	8
1971	9-3-0	John Ralston	10
1977	9-3-0	Bill Walsh	15
2001	9-3-0	Tyrone Willingham	16

One-Loss Seasons

Year	Record	Coach	Final AP Ranking
1891	3-1-0	None	—
1896	2-1-1	H.P. Cross	—
1897	4-1-0	G.H. Brooke	—
1902	6-1-0	C.L. Clemens	—
1924	7-1-1	Pop Warner	—
1930	9-1-1	Pop Warner	—
1934	9-1-1	C.E. Thornhill	—
1935	8-1-0	C.E. Thornhill	—
2010	12-1-0	Jim Harbaugh	4th

Figures do not include rugby years from 1906-17.



All-Time Records vs. Opponents

Opponent	Won	Lost	Tied	First Game	Last Game	Opponent	Won	Lost	Tied	First Game	Last Game	Opponent	Won	Lost	Tied	First Game	Last Game
Air Force	4	3	0	1958	1970	Kansas	1	0	0	1967	1967	Saint Mary's	2	1	0	1919	1927
Alabama	0	1	1	1927	1935	LSU	1	0	0	1977	1977	Saint Mary's Pre-Flight	1	0	0	1942	1942
Arizona	14	14	0	1979	2012	Michigan	3	6	1	1902	1976	San Diego State	3	1	0	1985	1988
Arizona State	13	16	0	1978	2013	Michigan State	2	4	0	1956	2014	San Francisco	8	0	0	1932	1950
Arkansas	1	0	0	1970	1970	Minnesota	1	1	1	1930	1966	San Jose State	52	14	1	1900	2013
Army	6	5	0	1928	2013	Missouri	1	0	0	1971	1971	Santa Clara	22	11	2	1912	1952
Boston College	2	2	0	1979	2002	Montana	3	0	0	1924	1948	SMU	1	0	0	1936	1936
BYU	2	0	0	2003	2004	Navy	1	2	1	1954	2006	Texas	2	2	0	1985	2000
California	59	46	11	1892	2013	Nebraska	1	0	0	1941	1941	Texas A&M	0	1	0	1992	1992
Cal Tech	3	0	0	1926	1930	Nevada	16	1	2	1899	1931	TCU	0	2	0	2007	2008
Chicago	1	1	0	1894	1894	North Carolina	1	1	0	1997	1998	Tulane	7	1	0	1961	1980
Clemson	0	1	0	1986	1986	Northwestern	3	1	2	1933	1994	UC Davis	1	1	0	1932	2005
Colorado	5	3	0	1904	2012	Notre Dame	10	18	0	1954	2013	UCLA	37	45	3	1925	2013
Columbia	0	2	1	1904	1937	Occidental	4	0	0	1923	1926	USC	29	59	3	1905	2013
Cornell	1	0	0	1991	1991	Ohio State	3	2	0	1955	1982	Utah	3	3	0	1902	2013
Dartmouth	4	0	0	1930	1939	Oklahoma	1	4	0	1978	2009	Utah Agriculture	1	0	0	1904	1904
Duke	3	1	0	1971	2012	Oklahoma State	0	1	0	2012	2012	Virginia Tech	1	0	0	2011	2011
East Carolina	0	1	0	1995	1995	Oregon	46	30	1	1900	2013	Wake Forest	1	1	0	2009	2010
Fresno State	3	0	0	1926	1928	Oregon State	52	25	3	1919	2013	Washington	39	41	4	1893	2013
Georgia	1	0	0	1978	1978	Pacific	4	1	0	1953	1968	Washington State	38	25	1	1936	2013
Georgia Tech	0	2	0	1991	2001	Penn State	1	4	0	1973	1992	West Virginia	1	0	0	1972	1972
Harvard	1	0	0	1949	1949	Pittsburgh	1	2	0	1922	1932	Willamette	1	0	0	1905	1905
Hawai'i	3	0	0	1946	1972	Purdue	1	3	0	1969	1982	Wisconsin	1	4	1	1959	2013
Idaho	6	1	0	1923	1949	Rice	1	3	0	1959	1964						
Illinois	6	4	0	1952	1984	Sacramento State	1	0	0	2010	2010						

All-Time Series vs. Opponents

Air Force (4-3-0)

Season	Result	SU	AF	Site
1958	L	0	16	H
1960	L	9	32	A
1965	W	17	16	A
1966	W	21	6	H
1968	W	24	13	H
1969	W	47	34	H
1970	L	14	31	A

Alabama (0-1-1)

Season	Result	SU	UA	Site
1927	T	7	7	N
1935	L	13	29	N

Arizona (14-14-0)

Season	Result	SU	UA	Site
1979	W	30	10	A
1981	L	13	17	A
1982	L	27	41	H
1983	W	31	22	H
1984	L	14	28	A
1985	W	28	17	H
1986	W	29	24	A
1987	L	13	23	H
1989	L	3	19	A
1990	W	23	10	A
1991	L	23	28	A

1992	L	6	21	H
1993	L	24	27	A
1994	L	10	34	H
1997	L	22	28	A
1998	L	14	31	H
1999	W	50	22	A
2000	L	3	27	H
2001	W	51	37	A
2002	W	16	6	H
2005	W	20	16	A
2006	L	7	20	H
2007	W	21	20	A
2008	W	24	23	H
2009	L	38	43	A
2010	W	42	17	H
2011	W	37	10	A
2012	W	54	48 [OT]	H

Arizona State (13-16-0)

Season	Result	SU	ASU	Site
1978	W	21	14	A
1979	W	28	21	H
1981	L	36	62	H
1982	L	17	21	A
1983	L	11	29	A
1984	L	10	28	H
1985	L	14	21	A
1988	W	24	3	H
1989	L	22	30	A

1993	L	30	38	H
1994	L	35	36	A
1995	W	30	28	A
1996	L	9	41	H
1997	L	14	31	H
1998	L	38	44 [OT]	A
1999	W	50	30	A
2000	W	29	7	H
2001	W	51	28	H
2002	L	24	65	A
2003	W	38	27	H
2004	L	31	34	A
2005	W	45	35	H
2006	L	3	38	A
2007	L	3	41	H
2008	L	17	41	A
2009	W	33	14	H
2010	W	17	13	A
2013	W	42	28	H
2013	W	38	14	A

Arkansas (1-0-0)

Season	Result	SU	UA	Site
1970	W	34	28	A

Army (6-5-0)

Season	Result	SU	Army	Site
1928	W	26	0	A

1929	W	34	13	H
1948	L	0	43	A
1950	L	0	7	H
1965	W	31	14	H
1967	L	20	24	A
1971	W	38	3	A
1975	W	67	14	H
1976	L	20	21	A
1979	L	13	17	H
2013	W	34	20	A

Boston College (2-2-0)

Season	Result	SU	BC	Site
1979	W	33	14	H
1980	L	13	30	A
2001	W	38	22	H
2002	L	27	34	A

BYU (2-0-0)

Season	Result	SU	BYU	Site
2003	W	18	14	A
2004	W	37	10	H

California (59-46-11)

Season	Result	SU	Cal	Site
1892	W	14	10	S.F.
1892	T	10	10	S.F.



STANFORD FOOTBALL

HISTORY & RECORDS

1893	T	6	6	S.F.
1894	W	6	0	S.F.
1895	T	6	6	S.F.
1896	W	20	0	S.F.
1897	W	28	0	S.F.
1898	L	0	22	S.F.
1899	L	0	30	S.F.
1900	W	5	0	S.F.
1901	L	0	2	S.F.
1902	L	0	16	S.F.
1903	T	6	6	S.F.
1904	W	18	0	A
1905	W	12	5	H
1906	W	6	3	A
1907	W	21	11	H
1908	W	12	3	A
1909	L	13	19	H
1910	L	6	25	A
1911	L	3	21	H
1912	T	3	3	A
1913	W	13	8	H
1914	W	26	8	A
1919	L	10	14	H
1920	L	0	38	A
1921	L	7	42	H
1922	L	0	28	H
1923	L	0	9	A
1924	T	20	20	A
1925	W	27	14	H
1926	W	41	6	A
1927	W	13	6	H
1928	T	13	13	A
1929	W	21	6	H
1930	W	41	0	A
1931	L	0	6	H
1932	T	0	0	A
1933	W	7	3	H
1934	W	9	7	A
1935	W	13	0	H
1936	L	0	20	A
1937	L	0	13	H
1938	L	0	6	A
1939	L	14	32	H
1940	W	13	7	A
1941	L	0	16	H
1942	W	26	7	A
1946	W	25	6	A
1947	L	18	21	H
1948	L	6	7	A
1949	L	14	33	H
1950	T	7	7	A
1951	L	7	20	H
1952	L	0	26	A
1953	T	21	21	H
1954	L	20	28	A
1955	W	19	0	H
1956	L	18	20	A
1957	W	14	12	H
1958	L	15	16	A
1959	L	17	20	H
1960	L	10	21	A

1961	W	20	7	H
1962	W	30	13	A
1965	W	9	7	H
1963	W	28	17	H
1964	W	21	3	A
1966	W	13	7	A
1967	L	3	26	H
1968	W	20	0	A
1969	W	29	28	H
1970	L	14	22	A
1971	W	14	0	H
1972	L	21	24	A
1973	W	26	17	H
1974	W	22	20	A
1975	L	15	48	H
1976	W	27	24	A
1977	W	21	3	H
1978	W	30	10	A
1979	L	14	21	H
1980	L	23	28	A
1981	W	42	21	H
1982	L	20	25	A
1983	L	18	27	H
1984	W	27	10	A
1985	W	24	22	H
1986	L	11	17	A
1987	W	31	7	H
1988	T	19	19	A
1989	W	24	14	H
1990	W	27	25	A
1991	W	38	21	H
1992	W	41	21	A
1993	L	17	46	H
1994	L	23	24	A
1995	W	29	24	H
1996	W	42	21	A
1997	W	21	20	H
1998	W	10	3	A
1999	W	31	13	H
2000	W	36	30 [OT]	A
2001	W	35	28	H
2002	L	7	30	A
2003	L	16	28	H
2004	L	6	41	A
2005	L	3	27	H
2006	L	17	26	A
2007	W	20	13	H
2008	L	16	37	A
2009	L	28	34	H
2010	W	48	14	A
2011	W	31	28	H
2012	W	21	3	A
2013	W	63	13	H

Cal Tech (3-0-0)				
Season	Result	SU	CT	Site
1926	W	13	0	H
1929	W	39	0	H
1930	W	57	7	H

Chicago (1-1-0)				
Season	Result	SU	UC	Site
1894	L	4	24	S.F.
1894	W	12	0	L.A.

Clemson (0-1-0)				
Season	Result	SU	CU	Site
1986	L	21	27	N

Colorado (5-3-0)				
Season	Result	SU	CU	Site
1904	W	33	0	A
1977	L	21	27	A
1987	L	17	31	A
1990	L	17	21	A
1991	W	28	21	H
1993	W	41	37	H
2011	W	48	7	H
2012	W	48	0	A

Columbia (0-2-1)				
Season	Result	SU	CU	Site
1934	L	0	7	N
1936	L	0	7	A
1937	T	0	0	A

Cornell (1-0-0)				
Season	Result	SU	CU	Site
1991	W	56	6	H

Dartmouth (4-0-0)				
Season	Result	SU	DC	Site
1930	W	14	7	H
1931	W	32	6	A
1938	W	23	13	H
1939	W	14	3	A

Duke (3-1-0)				
Season	Result	SU	Duke	Site
1971	L	3	9	H
1972	W	10	6	A
2011	W	44	14	A
2012	W	50	13	H

East Carolina (0-1-0)				
Season	Result	SU	ECU	Site
1995	L	13	19	N

Fresno State (3-0-0)				
Season	Result	SU	FSU	Site
1926	W	44	0	H
1927	W	44	7	H
1928	W	47	0	H

Georgia (1-0-0)				
Season	Result	SU	UGA	Site
1978	W	25	22	N

Georgia Tech (0-2-0)				
Season	Result	SU	GT	Site
1991	L	17	18	N
2001	L	14	24	N

Harvard (1-0-0)				
Season	Result	SU	HU	Site
1949	W	44	0	H

Hawai'i (3-0-0)				
Season	Result	SU	UH	Site
1946	W	18	7	A
1950	W	74	20	N
1972	W	39	7	A

Idaho (6-1-0)				
Season	Result	SU	UI	Site
1923	W	17	7	H
1924	W	3	0	A
1928	W	47	0	S.F.
1942	W	54	7	H
1946	W	45	0	H
1947	L	16	19	H
1949	W	63	0	H

Illinois (6-4-0)				
Season	Result	SU	UI	Site
1952	L	7	40	N
1953	L	21	33	A
1954	W	12	2	H
1966	W	6	3	A
1973	W	24	0	A
1974	L	7	41	H
1977	W	37	24	H
1978	W	35	10	A
1983	L	7	17	A
1984	W	34	19	H

Kansas (1-0-0)				
Season	Result	SU	KU	Site
1967	W	21	20	H



LSU (1-0-0)

Season	Result	SU	LSU	Site
1977	W	24	14	N

Michigan (3-6-1)

Season	Result	SU	UM	Site
1902	L	0	49	N
1947	L	13	49	A
1949	L	7	27	H
1951	W	23	13	A
1952	W	14	7	H
1972	W	13	12	N
1973	L	10	47	A
1974	L	16	27	H
1975	T	19	19	A
1976	L	0	51	A

Michigan State (2-4-0)

Season	Result	SU	MSU	Site
1955	L	14	38	A
1956	L	7	21	H
1961	L	3	31	A
1962	W	16	13	H
1996	W	38	0	N
2014	L	20	24	N

Minnesota (1-1-1)

Season	Result	SU	UM	Site
1930	T	0	0	A
1931	W	13	0	H
1966	L	21	35	A

Missouri (1-0-0)

Season	Result	SU	UM	Site
1971	W	19	0	A

Montana (3-0-0)

Season	Result	SU	UM	Site
1924	W	41	3	H
1935	W	32	0	H
1948	W	39	7	H

Navy (1-2-1)

Season	Result	SU	Navy	Site
1954	L	0	25	H
1965	T	7	7	H
2005	W	41	38	A
2006	L	9	37	H

Nebraska (1-0-0)

Season	Result	SU	NU	Site
1941	W	21	13	N

Nevada (16-1-2)

Season	Result	SU	UN	Site
1899	W	17	5	H
1900	L	0	6	H
1901	W	12	0	H
1902	W	11	5	H
1903	T	0	0	H
1904	W	17	0	H
1905	W	21	0	H
1906	W	11	0	H
1907	W	31	0	N
1908	W	14	0	A
1909	W	26	0	H
1910	W	8	0	H
1911	W	41	0	H
1921	T	14	14	H
1922	W	17	7	H
1923	W	27	0	H
1926	W	33	9	H
1927	W	20	2	H
1931	W	26	0	H

North Carolina (1-1-0)

Season	Result	SU	UNC	Site
1997	L	17	28	A
1998	W	37	34	H

Northwestern (3-1-2)

Season	Result	SU	NU	Site
1933	T	0	0	A
1934	W	20	0	H
1957	W	26	6	H
1958	L	0	28	A
1992	W	35	24	H
1994	T	41	41	A

Notre Dame (10-18-0)

Season	Result	SU	ND	Site
1925	L	10	27	N
1942	L	0	27	A
1963	W	24	14	H
1964	L	6	28	A
1988	L	14	42	A
1989	L	17	27	H
1990	W	36	31	A
1991	L	26	42	H
1992	W	33	16	A
1993	L	20	48	H
1994	L	15	34	A
1997	W	33	15	H
1998	L	17	35	A
1999	W	40	37	H
2000	L	14	20	A
2001	W	17	13	H
2002	L	7	31	A
2003	L	7	57	H
2004	L	15	23	A
2005	L	31	38	H

2006	L	10	31	A
2007	L	14	21	H
2008	L	21	28	A
2009	W	45	38	H
2010	W	37	14	A
2011	W	28	14	H
2012	L	13	20 [OT]	A
2013	W	27	20	H

Occidental (4-0-0)

Season	Result	SU	OC	Site
1923	W	42	0	A
1924	W	20	6	H
1925	W	28	0	H
1926	W	19	0	H

Ohio State (3-2-0)

Season	Result	SU	OSU	Site
1955	W	6	0	H
1956	L	20	32	A
1971	W	27	17	N
1981	L	19	24	H
1982	W	23	20	A

Oklahoma (1-4-0)

Season	Result	SU	OU	Site
1978	L	39	35	H
1980	W	31	14	A
1983	L	14	27	H
1984	L	7	19	A
2009	L	27	31	N

Oklahoma State (0-1-0)

Season	Result	SU	OSU	Site
2012	L	38	41 [OT]	N

Oregon (46-30-1)

Season	Result	SU	UO	Site
1900	W	34	0	H
1904	W	35	0	H
1905	W	10	4	H
1920	W	10	0	H
1923	W	14	3	A
1924	W	28	13	H
1925	W	35	13	H
1926	W	29	12	A
1927	W	19	0	H
1928	W	26	12	A
1929	W	33	7	H
1936	T	7	7	H
1937	L	6	7	A
1938	W	27	16	H
1939	L	0	10	A
1940	W	13	0	H
1941	W	19	15	H
1947	L	6	21	H

1948	L	12	20	H
1951	W	27	20	A
1952	L	20	21	H
1953	W	7	0	A
1954	W	18	13	A
1955	W	44	7	H
1956	W	21	7	A
1957	L	26	27	H
1958	L	0	12	A
1959	L	27	28	H
1960	L	6	27	A
1961	L	7	19	H
1962	L	14	28	A
1963	L	7	36	H
1964	W	10	8	A
1965	W	17	14	H
1966	L	3	7	A
1967	W	17	14	H
1968	W	28	12	A
1969	W	28	0	H
1970	W	33	10	A
1971	W	38	10	H
1972	L	13	15	A
1973	W	24	7	H
1974	W	17	0	A
1975	W	33	30	H
1976	W	28	17	A
1977	W	20	10	H
1979	L	7	16	H
1980	W	35	26	A
1981	W	42	3	H
1983	L	7	16	H
1985	L	28	45	A
1986	W	41	7	A
1987	W	13	10	H
1988	L	3	7	A
1989	W	18	17	H
1990	L	0	31	A
1991	W	33	13	A
1992	W	21	7	H
1993	W	38	34	A
1994	L	21	55	H
1995	W	28	21	A
1996	W	27	24 [OT]	H
1997	W	59	48	H
1998	L	28	63	A
2001	W	49	42	A
2002	L	14	41	A
2003	L	0	35	A
2004	L	13	16	H
2005	L	20	44	H
2006	L	10	48	A
2007	L	31	55	H
2008	L	28	35	A
2009	W	51	42	H
2010	L	31	52	A
2011	L	30	53	H
2012	W	17	14 [OT]	A
2013	W	26	20	H



STANFORD FOOTBALL

HISTORY & RECORDS

Oregon State (52-25-3)

Season	Result	SU	OSU	Site
1919	W	14	6	A
1921	W	14	7	H
1922	W	6	0	A
1925	W	26	10	H
1927	W	24	6	A
1929	W	40	7	H
1930	W	13	7	H
1931	W	25	7	H
1932	W	27	0	A
1934	W	17	0	H
1936	W	20	14	A
1937	T	0	0	H
1938	L	0	6	A
1939	L	0	12	H
1940	W	23	14	H
1941	L	0	10	A
1942	W	49	13	H
1946	T	0	0	A
1947	L	7	13	H
1949	W	27	7	H
1950	W	21	0	H
1951	W	35	14	H
1952	W	41	28	A
1953	W	21	0	H
1955	L	0	10	A
1956	L	19	20	H
1957	L	14	24	A
1958	L	16	24	H
1959	W	39	22	A
1960	L	21	25	H
1961	W	34	0	A
1962	L	0	27	H
1963	L	7	10	A
1964	W	16	7	H
1967	L	7	13	A
1968	L	7	29	H
1969	W	33	0	A
1970	W	48	10	H
1971	W	31	24	A
1972	W	17	11	H
1973	W	24	23	A
1974	W	17	13	A
1975	W	28	22	A
1976	W	24	3	H
1977	W	26	7	A
1978	W	24	6	H
1979	L	31	33	A
1980	W	54	13	H
1981	W	63	9	A
1982	W	45	5	H
1983	L	18	31	A
1984	W	28	21	A
1985	W	39	24	H
1986	W	17	7	A
1987	W	38	7	A
1988	T	20	20	H
1989	L	16	20	A
1990	W	37	3	H
1991	W	40	10	H

1992	W	27	21	A
1993	W	31	27	H
1994	W	35	29	A
1995	W	24	3	H
1996	L	12	26	A
1997	W	27	24	A
1998	L	23	30	H
1999	W	21	17	H
2000	L	6	38	A
2002	L	21	31	H
2003	L	3	43	A
2004	L	19	24	H
2005	W	20	17	A
2006	L	7	30	H
2007	L	6	23	A
2008	W	36	28	H
2009	L	28	38	A
2010	W	38	0	H
2011	W	38	13	A
2012	W	27	23	H
2013	W	20	12	A

Pacific (4-1-0)

Season	Result	SU	UOP	Site
1953	L	20	25	H
1954	W	13	12	A
1955	W	33	14	H
1959	W	21	6	H
1968	W	24	0	A

Penn State (1-4-0)

Season	Result	SU	PSU	Site
1973	L	6	20	H
1974	L	20	24	A
1975	L	14	34	A
1976	L	12	15	A
1993	W	24	3	N

Pittsburgh (1-2-0)

Season	Result	SU	Pitt	Site
1922	L	7	16	H
1928	W	7	6	N
1932	L	0	7	A

Purdue (1-3-0)

Season	Result	SU	PU	Site
1969	L	35	36	A
1970	L	14	26	H
1981	L	19	27	A
1982	W	35	14	A

Rice (1-3-0)

Season	Result	SU	Rice	Site
1957	L	7	34	A
1958	L	7	30	H
1963	L	13	23	A
1964	W	34	7	H

Sacramento State (1-0-0)

Season	Result	SU	SAC	Site
2010	W	52	17	H

Saint Mary's (4-1-0)

Season	Result	SU	SMC	Site
1919	W	34	0	H
1920	W	41	0	H
1921	W	10	7	H
1922	W	9	0	H
1927	L	0	16	H

San Diego State (3-1-0)

Season	Result	SU	SDSU	Site
1985	L	22	41	A
1986	W	17	10	H
1987	W	44	40	A
1988	W	31	10	H

San Francisco (8-0-0)

Season	Result	SU	USF	Site
1932	W	20	7	A
1933	W	20	13	A
1934	W	3	0	H
1935	W	10	0	A
1940	W	27	0	A
1941	W	42	26	H
1946	W	33	7	H
1950	W	55	7	H

San Jose State (52-14-1)

Season	Result	SU	SJSU	Site
1900	W	35	0	A
1900	W	24	0	H
1933	W	27	0	H
1934	W	48	0	H
1935	W	35	0	H
1948	W	26	20	H
1949	W	49	0	H
1950	W	33	16	H
1951	W	26	13	H
1952	W	35	13	H
1953	W	54	0	H
1954	L	14	19	H
1955	W	34	18	H
1956	W	40	20	H
1957	W	46	7	H
1959	W	54	38	H
1960	L	20	34	H

1961	W	17	6	H
1962	W	21	9	H
1963	W	29	13	H
1964	W	10	8	H
1965	W	26	6	H
1966	W	25	21	H
1967	W	28	14	H
1968	W	68	20	H
1969	W	63	21	H
1970	W	34	3	H
1971	L	12	13	H
1972	W	44	0	H
1973	W	23	12	H
1974	T	21	21	H
1975	L	34	36	H
1976	W	28	23	H
1977	W	31	26	H
1978	W	38	9	H
1979	W	45	29	H
1980	W	35	21	H
1981	L	6	28	H
1982	L	31	35	H
1983	L	10	23	H
1984	W	28	27	H
1985	W	41	7	H
1986	W	28	10	H
1987	L	17	24	H
1988	W	44	12	H
1989	L	33	40	H
1990	L	23	29	H
1992	W	37	13	H
1993	W	31	28	H
1994	W	51	20	H
1995	W	47	33	A
1996	W	25	2	H
1997	W	28	12	H
1998	L	23	35	H
1999	L	39	44	H
2000	L	27	40	H
2001	W	41	14	A
2002	W	63	26	H
2003	W	31	10	H
2004	W	43	3	H
2006	L	34	35	A
2007	W	37	0	H
2008	W	23	10	H
2009	W	42	17	H
2011	W	57	3	H
2012	W	20	17	H
2013	W	34	13	H



STANFORD FOOTBALL

HISTORY & RECORDS

1997	L	21	45	A
1998	L	9	34	H
1999	W	35	31	A
2000	W	32	30	H
2001	W	21	16	A
2002	L	17	49	H
2003	L	21	44	A
2004	L	28	31	H
2005	L	21	51	A
2006	L	0	42	H
2007	W	24	23	A
2008	L	23	45	H
2009	W	55	21	A
2010	W	37	35	H
2011	W	56	48 [30T]	A
2012	W	21	14	H
2013	L	17	20	A

Utah (3-3-0)

Season	Result	SU	Utah	Site
1902	W	35	11	A
1924	W	30	0	N
1989	L	24	27	H
1995	W	27	20	A
1996	L	10	17	H
2013	L	21	27	A

Utah Agriculture (1-0-0)

Season	Result	SU	UA	Site
1904	W	57	0	H

Virginia Tech (1-0-0)

Season	Result	SU	VT	Site
2011	W	40	12	N

Wake Forest (1-1-0)

Season	Result	SU	WF	Site
2009	L	17	24	A
2010	W	68	24	H

Washington (39-41-4)

Season	Result	SU	UW	Site
1893	W	40	0	A
1920	W	3	0	A
1921	T	0	0	A
1922	L	8	12	H
1925	L	0	13	A
1926	W	29	10	H
1927	W	13	7	A
1928	W	12	0	H
1929	W	6	0	A
1930	W	25	7	H
1931	T	0	0	A
1932	L	13	18	H

1933	L	0	6	A
1934	W	24	0	H
1935	W	6	0	A
1936	T	14	14	H
1937	W	13	7	A
1938	L	7	10	H
1939	L	5	8	A
1940	W	20	10	H
1941	W	13	7	A
1942	W	20	7	S.F.
1946	L	15	21	H
1947	L	0	25	A
1948	W	20	0	H
1949	W	40	0	A
1950	L	7	21	H
1951	W	14	7	A
1952	L	14	27	H
1953	W	13	7	A
1954	W	13	7	H
1955	T	7	7	A
1956	L	13	34	H
1957	W	21	14	A
1958	W	22	12	H
1959	L	0	10	A
1960	L	10	29	H
1961	L	0	13	A
1962	L	0	14	H
1963	L	11	19	A
1964	L	0	6	H
1965	L	8	41	A
1966	L	20	22	H
1967	W	14	7	A
1968	W	35	20	H
1969	W	21	7	A
1970	W	29	22	H
1971	W	17	6	A
1972	W	24	0	H
1973	W	23	14	A
1974	W	34	17	H
1975	W	24	21	A
1976	W	34	28	H
1977	L	21	45	A
1978	L	31	34	H
1980	L	24	27	H
1981	L	31	42	A
1982	W	43	31	H
1983	L	15	32	A
1984	L	15	37	H
1985	L	0	34	A
1986	L	14	24	H
1987	L	21	31	A
1988	L	25	28	A
1990	L	16	52	H
1991	L	7	42	H
1992	L	7	41	A
1993	L	14	31	A
1994	W	46	28	H
1995	L	28	38	H
1996	L	6	27	A
1999	L	30	35	A

2000	L	28	31	H
2001	L	28	42	A
2003	L	17	28	A
2004	W	27	13	H
2006	W	20	3	A
2007	L	9	27	H
2008	W	35	28	A
2009	W	34	14	H
2010	W	41	0	A
2011	W	65	21	H
2012	L	13	17	A
2013	W	31	28	H

Washington State (38-25-1)

Season	Result	SU	WSU	Site
1936	L	13	14	A
1937	W	23	0	H
1938	W	8	0	H
1939	L	0	7	H
1940	W	26	14	A
1941	L	13	14	H
1942	L	0	6	H
1946	W	27	26	H
1948	L	7	14	A
1950	W	28	18	H
1951	W	21	13	A
1952	W	14	13	H
1953	W	48	19	H
1954	L	26	30	H
1956	W	40	26	A
1957	L	18	21	H
1958	L	6	40	A
1959	L	19	36	H
1960	L	14	15	A
1961	L	0	30	H
1962	L	6	21	A
1963	L	15	32	H
1964	L	23	29	A
1967	W	31	10	H
1968	T	21	21	A
1969	W	49	0	H
1970	W	63	16	A
1971	L	23	24	H
1972	L	13	27	A
1973	W	45	14	H
1974	W	20	18	A
1975	W	54	14	H
1976	W	22	16	A
1977	W	31	29	H
1978	W	43	27	A
1980	W	48	34	A
1982	W	31	26	A
1984	L	42	49	H
1986	W	42	12	H
1987	W	44	7	A
1988	L	21	24	H
1989	L	13	31	A
1990	W	31	13	H
1991	W	49	14	A

1992	W	40	3	H
1995	W	36	28	A
1996	W	33	17	H
1997	L	28	38	A
1998	W	38	28	H
1999	W	54	17	H
2000	W	24	10	A
2001	L	39	45	H
2002	L	11	36	H
2003	L	14	24	H
2004	W	23	17	A
2005	W	24	21	A
2006	L	10	36	H
2007	L	17	33	A
2008	W	58	0	H
2009	W	39	13	A
2010	W	38	28	H
2011	W	44	14	A
2012	W	24	17	H
2013	W	55	17	A

West Virginia (1-0-0)

Season	Result	SU	WVU	Site
1972	W	41	35	H

Willamette (1-0-0)

Season	Result	SU	WU	Site
1905	W	12	0	H

Wisconsin (1-4-1)

Season	Result	SU	WIS	Site
1959	L	14	16	A
1960	L	7	24	H
1995	T	24	24	H
1996	L	0	14	A
1999	L	9	17	N
2013	W	20	14	N



Records vs. Conferences

American Athletic

Opponent	Won	Lost	Tied
East Carolina	0	1	0
Southern Methodist	1	0	0
Tulane	7	1	0
Total	8	2	0

Atlantic Coast

Opponent	Won	Lost	Tied
Boston College	2	2	0
Clemson	0	1	0
Duke	3	1	0
Georgia Tech	0	2	0
North Carolina	1	1	0
Pittsburgh	1	2	0
Virginia Tech	1	0	0
Wake Forest	1	1	0
Total	9	10	0

Big 12

Opponent	Won	Lost	Tied
Kansas	1	0	0
Oklahoma	1	4	0
Oklahoma State	0	1	0
TCU	0	2	0
Texas	2	2	0
West Virginia	1	0	0
Total	5	9	0

Big Sky

Opponent	Won	Lost	Tied
Montana	3	0	0
Sacramento State	1	0	0
UC Davis	1	1	0
Total	5	1	0

Big Ten

Opponent	Won	Lost	Tied
Illinois	6	4	0
Michigan	3	6	1
Michigan State	2	3	0
Minnesota	1	1	1
Nebraska	1	0	0
Northwestern	3	1	2
Ohio State	3	2	0
Penn State	1	4	0
Purdue	1	3	0
Wisconsin	1	4	1
Total	22	28	5

Conference USA

Opponent	Won	Lost	Tied
Rice	1	3	0
Total	1	3	0

Independents

Opponent	Won	Lost	Tied
Army	6	5	0
Brigham Young	2	0	0
Navy	1	2	1
Notre Dame	10	18	0
Total	19	25	1

Ivy League

Opponent	Won	Lost	Tied
Columbia	0	2	1
Cornell	1	0	0
Dartmouth	4	0	0
Harvard	1	0	0
Total	6	2	1

Mountain West

Opponent	Won	Lost	Tied
Air Force	4	3	0
Fresno State	3	0	0
Hawai'i	3	0	0
Nevada	16	1	2
San Diego State	3	1	0
San Jose State	52	14	1
Total	71	19	3

Pacific-12

Opponent	Won	Lost	Tied
Arizona	14	14	0
Arizona State	13	16	0
California	59	46	11
Colorado	5	3	0
Utah	3	3	0
Oregon	46	30	1
Oregon State	52	25	3
UCLA	37	45	3
USC	29	59	3
Washington	39	41	4
Washington State	38	25	1
Total	334	307	26

Southeastern

Opponent	Won	Lost	Tied
Alabama	0	1	1
Arkansas	1	0	0
Georgia	1	0	0
LSU	1	0	0
Missouri	1	0	0
Texas A&M	0	1	0
Total	4	2	1

Sun Belt

Opponent	Won	Lost	Tied
Idaho	6	1	0
Total	6	1	0

ESPN College Game Day made its first ever appearance on The Farm on Nov. 12, 2011 to preview Stanford's nationally televised game against Oregon.



Year-by-Year Results

1892

Won 3, Lost 1
Coach: None
Captain: John R. Whittemore

Table with 4 columns: Date, Opponent, Result, Score. Games include Hopkins Academy, Berkeley Gym+, Olympic Club, and California*.

*at San Jose, Calif.
*at Haight Street Grounds, San Francisco, Calif.

1892

Won 1, Lost 0, Tied 2
Coach: Walter Camp
Captain: Carl L. "Clem" Clemens

Table with 4 columns: Date, Opponent, Result, Score. Games include Olympic Club, Olympic Club*, and California*.

*at Haight Street Grounds, San Francisco, Calif.

1893

Won 8, Lost 0, Tied 1
Coach: C.D. "Pop" Bliss
Captain: J.F. Wilson

Table with 4 columns: Date, Opponent, Result, Score. Games include Olympic Club*, Reliance Club+, Olympic Club*, California*, Reliance Club*, at Tacoma, at Port Townsend, at Washington, and at Multnomah#.

*at Haight Street Grounds, San Francisco, Calif.
*at San Jose, Calif.
#at Portland, Ore.

1894

Won 6, Lost 3
Coach: Walter Camp
Captain: Paul M. Downing

Table with 4 columns: Date, Opponent, Result, Score. Games include Reliance AC*, at Santa Cruz, Reliance Club*, at Sacramento Club, Reliance AC, California*, Chicago*, Chicago+, and at Los Angeles AC.

*at Haight Street Grounds, San Francisco, Calif.
*at Los Angeles, Calif.

1895

Won 4, Lost 0, Tied 1
Coach: Walter Camp
Captain: Guy H. Cochran

Table with 4 columns: Date, Opponent, Result, Score. Games include Olympic Club, Reliance AC, Olympic Club*, Olympic Club, and California*.

*at Central Park (8th and Market), San Francisco, Calif.

1896

Won 2, Lost 1, Tied 1
Coach: Harold P. "Harry" Cross
Captain: Charles M. Fickert

Table with 4 columns: Date, Opponent, Result, Score. Games include Olympic Club*, Reliance AC*, Olympic Club*, and California*.

*at Central Park (8th and Mission), San Francisco, Calif.

1897

Won 4, Lost 1
Coach: George H. Brooke
Captain: Steuart W. Cotton

Table with 4 columns: Date, Opponent, Result, Score. Games include Reliance AC*, Reliance AC*, Reliance AC+, Reliance AC*, and California.

*at Recreation Grounds (8th and Harrison), San Francisco, Calif.
*at San Jose, Calif.

1898

Won 5, Lost 3, Tied 1
Coach: Harold P. Cross
Captain: Forrest S. Fisher

Table with 4 columns: Date, Opponent, Result, Score. Games include Washington Volunteers, Kansas Volunteers, Olympic Club*, Kansas Volunteers, Iowa Volunteers, League of the Cross, Olympic Club*, Olympic Club*, and California*.

*at Recreation Grounds (8th and Harrison) San Francisco, Calif.

1899

Won 2, Lost 5, Tied 2
Coach: B.C. "Burr" Chamberlain
Captain: Chester G. "Chet" Murphy

Table with 4 columns: Date, Opponent, Result, Score. Games include Olympic Club*, Olympic Club*, Olympic Club*, Nevada, Olympic Club*, California*, at Multnomah Club+, and at All-Seattle.

*at San Francisco, Calif.
*at Portland, Ore.

1900

Won 7, Lost 2, Tied 1
Coach: Fielding H. Yost
Captain: William W. Burnett

Table with 4 columns: Date, Opponent, Result, Score. Games include Reliance AC, at San Jose Normal, Reliance Club*, San Jose Normal, Stanford Alumni, Reliance AC, Oregon, Nevada, California*, and at Multnomah+.

*at San Francisco, Calif.
*at Portland, Ore.

1901

Won 3, Lost 2, Tied 2
Coach: Charles M. Fickert
Captain: R.S. Fischer

Table with 4 columns: Date, Opponent, Result, Score. Games include Olympic Club, Reliance Club*, Olympic Club*, Reliance Club, Nevada, California*, and vs. Michigan.

*at San Francisco, Calif.

1902

Won 6, Lost 1
Coach: Carl L. "Clem" Clemens
Captain: H.S. "Tubby" Lee

Table with 4 columns: Date, Opponent, Result, Score. Games include Reliance AC, Stanford Alumni, Reliance Club, Nevada, Reliance AC, California*, and at Utah.

*at San Francisco, Calif.

1903

Won 8, Lost 0, Tied 3
Coach: James F. Lanagan
Captain: Louis P. "Little Bansi" Bansbach

Table with 4 columns: Date, Opponent, Result, Score. Games include Reliance Club, Pensacola, Reliance Club, Pensacola, Fort Baker, Nevada, Chemawa Indians, Reliance Club, Multnomah Club, California*, and Sherman Indians**.

*at Richmond Field (7th & California Street) San Francisco, Calif.;
**at Los Angeles, Calif.

1904

Won 7, Lost 2, Tied 1
Coach: James F. Lanagan
Captain: George H. Clark

Table with 4 columns: Date, Opponent, Result, Score. Games include Olympic Club, Pensacola, Olympic Club, Sherman Indians, Multnomah Club, Nevada, Oregon, Utah Agricultural College, at California, and at Colorado.

1905

Won 8, Lost 0
Coach: James F. Lanagan
Captain: A.J. "Bull" Chalmers

Table with 4 columns: Date, Opponent, Result, Score. Games include St. Vincent, Willamette, 15th Infantry, Oregon, Nevada, Sherman Indians*, USC, and California.

*at Los Angeles, Calif.

For games played between 1906-1917, rugby was played instead of football.

1906

Won 6, Lost 2, Tied 1 (Rugby)
Coach: James F. Lanagan
Captain: Edmund Plowden "Stump" Stott

Table with 4 columns: Date, Opponent, Result, Score. Games include Nevada, Pomona*, Vancouver, Vancouver, California, at Vancouver, at Vancouver, Victoria**, and at Los Angeles, Calif.

*at Los Angeles, Calif.
**at Seattle, Wash.

1907

Won 8, Lost 4 (Rugby)
Coach: James F. Lanagan
Captain: William "Dutch" Koerner

Table with 4 columns: Date, Opponent, Result, Score. Games include Barbarians, Castaways (of Los Angeles), Barbarians*, Nevada*, Barbarians*, Vancouver*, Vancouver*, California, at Vancouver, at Vancouver, at Vancouver, at Victoria, and at Los Angeles, Calif.

*at Los Angeles, Calif.

1908

Won 12, Lost 2 (Rugby)
Coach: James F. Lanagan
Captain: David P. "Babe" Crawford

Table with 4 columns: Date, Opponent, Result, Score. Games include Barbarians, Olympic Club, Barbarians, Olympic Club, Barbarians, at Nevada*, at Nevada*, Vancouver, Vancouver, at California, at Vancouver**, at Vancouver**, at Vancouver**, Australian Wallabies, and at Reno, Nevada.

*at Reno, Nevada
**at Brockton Point Oval in Stanley Park



STANFORD FOOTBALL

HISTORY & RECORDS

1927

Won 8, Lost 2, Tied 1
Coach: Glenn "Pop" Warner
Captain: J. Harold McCreery

S-24	Fresno State	W	44-7
S-24	Olympic Club	W	7-6
O-1	Saint Mary's	L	0-16
O-8	Nevada	W	20-2
O-15	USC	T	13-13
O-22	at Oregon State*	W	20-6
O-29	Oregon	W	19-0
N-5	at Washington	W	13-7
N-12	Santa Clara	L	6-13
N-19	California	W	13-6
Rose Bowl—Pasadena, Calif.			
J-1	vs. Pittsburgh	W	7-6

*at Portland, Ore.

1928

Won 8, Lost 3, Tied 1
Coach: Glenn "Pop" Warner
Captain: Clifford P. "Biff" Hoffman

S-15	YMI	L	0-6
S-22	West Coast Army	W	21-8
S-29	Olympic Club	L	6-12
O-6	at Oregon	W	26-12
O-13	UCLA	W	45-7
O-20	vs. Idaho*	W	47-0
O-27	Fresno State	W	47-0
N-3	at USC	L	0-10
N-10	Santa Clara	W	31-0
N-17	Washington	W	12-0
N-24	at California	T	13-13
D-1	vs. Army+	W	26-0

*at San Francisco, Calif.

+at Yankee Stadium, New York, N.Y.

1929

Won 9, Lost 2
Coach: Glenn "Pop" Warner
Captain: Donald F. "Mush" Muller

S-21	West Coast Army	W	45-0
S-28	Olympic Club	W	6-0
O-5	Oregon	W	33-7
O-12	at UCLA	W	57-0
O-19	Oregon State	W	40-7
O-26	USC	L	0-7
N-2	Cal Tech	W	39-0
N-9	at Washington	W	6-0
N-16	Santa Clara	L	7-13
N-23	California	W	21-6
D-28	Army	W	34-13

1930

Won 9, Lost 1, Tied 1
Coach: Glenn "Pop" Warner
Captain: Ray E. Tandy

S-20	West Coast Army	W	32-0
S-27	Olympic Club	W	18-0
O-4	Santa Clara	W	20-0
O-11	at Minnesota	T	0-0
O-18	Oregon State	W	13-7
O-25	at USC	L	12-41
O-31	UCLA	W	20-0
N-8	Washington	W	25-7
N-15	Cal Tech	W	57-7
N-22	at California	W	41-0
N-29	Dartmouth	W	14-7

1931

Won 7, Lost 2, Tied 2
Coach: Glenn "Pop" Warner
Captain: Harry Hillman

S-19	West Coast Army	W	46-0
S-26	Olympic Club	T	0-0
O-3	Santa Clara	W	6-0
O-10	Minnesota	W	13-0
O-17	Oregon State	W	25-7
O-24	at Washington	T	0-0
O-31	UCLA	W	12-6
N-7	at USC	L	0-19
N-14	Nevada	W	26-0
N-21	California	L	0-6
N-28	vs. Dartmouth*	W	32-6

*at Cambridge, Mass.

1932

Won 6, Lost 4, Tied 1
Coach: Glenn "Pop" Warner
Captain: Ernest W. Caddel, William F. Bates

S-17	Olympic Club	W	6-0
S-24	at San Francisco	W	20-7
O-1	at Oregon State*	W	27-0
O-8	Santa Clara	W	14-0
O-15	West Coast Army	W	26-0
O-22	USC	L	0-13
O-29	at UCLA	L	6-13
N-5	Washington	L	13-18
N-12	Cal Aggies	W	59-0
N-19	at California	T	0-0
N-26	at Pittsburgh	L	0-7

*at Portland, Ore.

1933

Won 8, Lost 2, Tied 1
Pacific Coast Conference Champions
Coach: Claude E. "Tiny" Thornhill
Captain: Ray E. Tandy

S-23	San Jose State	W	27-0
S-30	UCLA	W	3-0
O-7	Santa Clara	W	7-0
O-14	at Northwestern*	T	0-0
O-21	at San Francisco	W	20-13
O-28	at Washington	L	0-6
N-4	Olympic Club	W	21-0
N-11	at USC	W	13-7
N-18	Montana	W	33-7
N-25	California	W	7-3
Rose Bowl—Pasadena, Calif.			
J-1	vs. Columbia	L	0-7

*Chicago, Ill.

1934

Won 9, Lost 1, Tied 1
Pacific Coast Conference Champions
Coach: Claude E. "Tiny" Thornhill
Captain: Appointed by game

S-22	San Jose State	W	48-0
S-29	Santa Clara	T	7-7
O-6	at Oregon State*	W	17-0
O-13	Northwestern	W	20-0
O-21	at San Francisco	W	3-0
O-27	USC	W	16-0
N-3	at UCLA	W	27-0
N-10	Washington	W	24-0
N-17	Olympic Club	W	40-0
N-24	at California	W	9-7

Rose Bowl—Pasadena, Calif.

J-1 vs. Alabama L 13-29

*at Portland, Ore.

1935

Won 8, Lost 1
Pacific Coast Conference Champions
Coach: Claude E. "Tiny" Thornhill
Captain: Robert A. "Bones" Hamilton

S-28	San Jose State	W	35-0
O-5	at San Francisco	W	10-0
O-19	UCLA	L	6-7
O-26	at Washington	W	6-0
N-2	Santa Clara	W	9-6
N-9	at USC	W	3-0
N-16	Montana	W	32-0
N-23	California	W	13-0
Rose Bowl—Pasadena, Calif.			
J-1	vs. Southern Methodist	W	7-0

Note: The AP began its college football poll in 1936. The numbers in parenthesis indicate the team's rank at the time of the game. Stanford's rank appears on the left.

1936

Won 2, Lost 5, Tied 2
Coach: Claude E. "Tiny" Thornhill
Captain: Earl M. Hoos

S-26	Santa Clara	L	0-13
O-3	at Washington State	L	13-14
O-2	Oregon	T	7-7
O-24	USC (6)	L	7-14
O-31	at UCLA	W	19-6
N-7	Washington (6)	T	14-14
N-14	at Oregon State*	W	20-14
N-21	at California	L	0-20
N-28	at Columbia	L	0-7

*at Portland, Ore.

1937

Won 4, Lost 3, Tied 2
Coach: Claude E. "Tiny" Thornhill
Captain: Grant B. Stone

S-25	Santa Clara	L	7-13
O-2	at Oregon	L	6-7
O-9	UCLA	W	12-7
O-23	at Washington	W	13-7
O-30	Oregon State	T	0-0
N-6	at USC	W	7-6
N-13	Washington State	W	23-0
N-20	(13) California (2)	L	0-13
N-27	at Columbia	T	0-0

1938

Won 3, Lost 6
Coach: Claude E. "Tiny" Thornhill
Captain: Appointed by game

O-1	Santa Clara	L	0-22
O-8	Washington State	W	8-0
O-15	Oregon	W	27-16
O-22	USC	L	2-13
O-29	at UCLA	L	0-6
N-5	Washington	L	7-10
N-12	at Oregon State	L	0-6
N-19	at California (9)	L	0-6
N-26	Dartmouth (13)	W	23-13

1939

Won 1, Lost 7, Tied 1
Coach: Claude E. "Tiny" Thornhill
Captain: Stanley Anderson

S-30	Oregon State	L	0-12
O-7	at Oregon*	L	0-10
O-14	UCLA	T	14-14
O-28	at Washington	L	5-8
N-4	Santa Clara	L	7-27
N-11	at USC (4)	L	0-33
N-18	Washington State	L	0-7
N-25	California	L	14-32
D-2	vs. Dartmouth+	W	14-3

*at Multnomah Stadium, Portland, Ore.

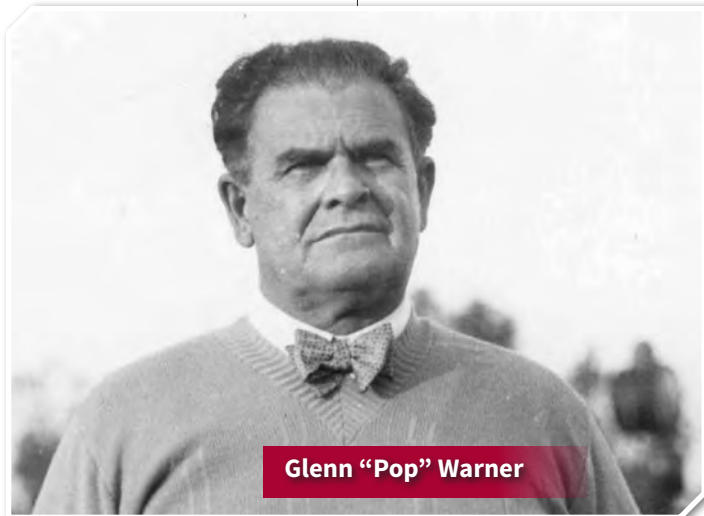
+at Polo Grounds, New York, NY

1940

Won 10, Lost 0
Pacific Coast Conference Champions
Final AP Ranking: No. 2
Coach: Clark Shaughnessy
Captain: Appointed by game

S-28	at San Francisco*	W	27-0
O-5	Oregon	W	13-0
O-12	Santa Clara	W	7-6
O-19	(10) at Washington St. (19)	W	26-14
O-26	(9) USC (17)	W	21-7
N-2	(6) at UCLA	W	20-14
N-9	(6) Washington (11)	W	20-10
N-16	(4) Oregon State (19)	W	28-14
N-30	(3) at California	W	13-7
Rose Bowl—Pasadena, Calif.			
J-1	(2) vs. Nebraska (7)	W	21-13

*Kezar Stadium, San Francisco, Calif.



Glenn "Pop" Warner



1941

Won 6, Lost 3
Coach: Clark Shaughnessy
Captains: Appointed by game

S-27	Oregon	W	19-15
O-4	UCLA	W	33-0
O-11	at Oregon State	L	0-10
O-18	San Francisco	W	42-26
O-25	(20) at Washington	W	13-7
N-1	(12) Santa Clara	W	27-7
N-8	(9) at USC	W	13-0
N-15	(6) Washington State	L	13-14
N-29	California	L	0-16

1942

Won 6, Lost 4
Final AP Ranking No. 12
Coach: Marchmont Schwartz
Captain: Appointed by game

S-26	Washington State	L	0-6
O-3	vs. Santa Clara*	L	6-14
O-10	at Notre Dame	L	0-27
O-17	Idaho	W	54-7
O-24	vs. USC*	W	14-6
O-31	UCLA (11)	L	7-21
N-7	vs. Washington*	W	20-7
N-14	Oregon State	W	49-13
N-28	at California	W	26-7
	(12) Saint Mary's Pre-Flight	W	28-13

*at Kezar Stadium; San Francisco, Calif.

1943-44

No football
World War II

1945

Unofficial Schedule
Won 1, Lost 1
Coach: Marchmont Schwartz

N-17	Stockton Commandos	L	13-19
D-1	San Mateo Merchant Marine	W	12-6

1946

Won 6, Lost 3, Tied 1
Coach: Marchmont Schwartz
Captain: Appointed by game

S-28	Idaho	W	45-0
O-5	San Francisco	W	33-7
O-12	(17) at UCLA (5)	L	6-26
O-19	Santa Clara	W	33-27
O-26	USC	L	20-28
N-2	at Oregon State	T	0-0
N-9	Washington	L	15-21
N-16	Washington State	W	27-26
N-23	at California	W	25-6
D-23	at Hawai'i	W	18-7

1947

Won 0, Lost 9
Coach: Marchmont Schwartz
Captain: George Quist

S-27	Idaho	L	16-19
O-4	at Michigan	L	13-49
O-11	Santa Clara	L	7-13
O-18	UCLA (19)	L	6-39
O-25	at Washington	L	0-25
N-1	Oregon State	L	7-13
N-8	at USC (5)	L	0-14
N-15	Oregon	L	6-21
N-22	California (9)	L	18-21

1948

Won 4, Lost 6
Coach: Marchmont Schwartz
Captain: Appointed by game

S-18	San Jose State	W	26-20
S-25	Oregon	L	12-20
O-2	at Washington State	L	7-14
O-9	Santa Clara	L	14-27
O-16	at UCLA	W	34-14
O-23	USC	L	6-7
O-15	Washington	W	20-0
N-6	vs. Army (4)*	L	0-43
N-13	Montana	W	39-7
N-20	at California (4)	L	6-7

*at Yankee Stadium, New York, N.Y.

1949

Won 7, Lost 3, Tied 1
Coach: Marchmont Schwartz
Captains: Allan F. Rau, James Castagnoli

S-17	San Jose State	W	49-0
S-24	Harvard	W	44-0
O-1	Michigan	L	7-27
O-8	UCLA (18)	L	7-14
O-15	at Washington	W	40-0
O-22	Oregon State	W	27-7
O-29	Santa Clara	T	7-7
N-5	at USC (12)	W	34-13
N-12	(17) Idaho	W	63-0
N-19	(12) California (3)	L	14-33
J-2	Hawai'i	W	74-20

1950

Won 5, Lost 3, Tied 2
Coach: Marchmont Schwartz
Captains: Russell Pomeroy, Gordon W. White

S-23	(7) San Jose State	W	33-16
S-30	(7) San Francisco	W	55-7
O-7	(8) at Oregon State*	W	21-7
O-14	(6) Santa Clara	W	23-13
O-21	(6) at UCLA	L	7-21
O-28	Washington	L	7-21
N-4	USC	T	7-7
N-11	Washington State	W	26-17
N-18	Army (3)	L	0-7
N-25	at California (4)	T	7-7

*at Portland, Ore.

1951

Won 9, Lost 2
Pacific Coast Conference Champions
Final AP Ranking: No. 7
Coach: Chuck Taylor
Captains: Bill McColl, Gary Kerkorian

S-22	at Oregon*	W	27-20
S-29	San Jose State	W	26-13
O-6	at Michigan	W	23-13
O-13	(19) UCLA	W	21-7
O-20	(13) Santa Clara	W	21-14
O-27	(11) at Washington	W	14-7
N-3	(11) Washington St. (16)	W	21-13
N-10	(7) at USC (6)	W	27-20
N-17	(4) Oregon State	W	35-14
N-24	(3) California (19)	L	7-20
	Rose Bowl—Pasadena, Calif.		
J-1	(7) vs. Illinois (4)	L	7-40

*at Portland, Ore.

1952

Won 5, Lost 5
Coach: Chuck Taylor
Captains: Alfred Kirkland, James A. Vick

S-20	(13) Santa Clara	W	28-13
S-27	(13) at Washington St. (15)	W	14-13
O-4	Michigan	W	14-7
O-11	Oregon State	W	41-28
O-18	(13) at UCLA (10)	L	14-24
O-25	Washington	L	14-27
N-1	San Jose State	W	35-13
N-8	USC (6)	L	7-54
N-15	Oregon	L	20-21
N-22	at California	L	0-26

1953

Won 6, Lost 3, Tied 1
Final AP Ranking: No. 19
Coach: Chuck Taylor
Captain: Norman Manoogian

S-19	Pacific	L	20-25
S-26	Oregon	W	7-0
O-3	at Illinois	L	21-33
O-10	at Oregon State*	W	21-0
O-17	UCLA (4)	W	21-20
O-24	(20) at Washington	W	13-7
O-31	(17) Washington State	W	48-19
N-7	(11) at USC (17)	L	20-23
N-14	(16) San Jose State	W	54-0
N-21	(16) California	T	21-21

*at Portland, Ore.

1954

Won 4, Lost 6
Coach: Chuck Taylor
Captain: Winfred E. Wedge

S-17	at Pacific	W	13-12
S-25	at Oregon (16)*	W	18-13
O-2	Illinois	W	12-2
O-9	(17) Navy (19)	L	0-25
O-16	at UCLA (3)	L	0-72
O-23	Washington	W	13-7
O-30	Washington State	L	26-30
N-6	USC (10)	L	7-21
N-13	San Jose State	L	14-19
N-20	at California	L	20-28

*at Portland, Ore.

1955

Won 6, Lost 3, Tied 1
Final AP Ranking: No. 16
Coach: Chuck Taylor
Captains: Robert Marshall, William H. Tarr

S-17	Pacific	W	33-14
S-24	at Oregon State*	L	0-10
O-1	Ohio State (8)	W	6-0
O-8	(20) at Michigan State	L	14-38
O-15	UCLA (9)	L	13-21
O-22	at Washington	T	7-7
O-29	San Jose State	W	34-18
N-5	at USC (16)	W	28-20
N-12	Oregon	W	44-7
N-19	(18) California	W	19-0

*at Portland, Ore.

1956

Won 4, Lost 6
Coach: Chuck Taylor
Captains: John Brodie, Paul Wiggin

S-22	(14) at Washington St.*	W	40-26
S-29	(12) Michigan State (3)	L	7-21
O-6	at Ohio State (4)	L	20-32
O-13	San Jose State	W	40-20
O-20	at Oregon	W	21-7
O-27	USC (6)	W	27-19
N-3	(10) at UCLA	L	13-14
N-10	(20) Oregon State (14)	L	19-20
N-17	Washington	L	13-34
N-24	at California	L	18-20

*at Spokane, Wash.

1957

Won 6, Lost 4
Coach: Chuck Taylor
Captains: Jon Douglas, Gary Van Gaider

S-21	San Jose State	W	46-7
S-28	(16) Northwestern	W	26-6
O-5	(17) at Rice	L	7-34
O-12	Washington State	L	18-21
O-19	at Washington	W	21-14
O-26	UCLA (15)	W	20-6
N-2	Oregon (15)	L	26-27
N-9	at USC	W	35-7
N-16	at Oregon State	L	14-24
N-23	California	W	14-12



Chuck Taylor



STANFORD FOOTBALL

HISTORY & RECORDS

1958

Won 2, Lost 8
Coach: Jack Curtice
Captains: Robert Nicolet, Robert Peterson, Eric Protiva

S-20	at Washington State	L	6-40
S-27	Rice	L	7-30
O-4	at Northwestern	L	0-28
O-11	Washington	W	22-12
O-18	Air Force	L	0-16
O-25	at UCLA	W	21-19
N-1	USC	L	6-29
N-8	at Oregon	L	0-12
N-15	Oregon State	L	16-24
N-22	at California (19)	L	15-16

1959

Won 3, Lost 7
Coach: Jack Curtice
Captain: Chris Burford

S-19	Oregon	L	27-28
S-26	at Wisconsin (8)	L	14-16
O-3	Pacific	W	21-6
O-10	at Washington	L	0-10
O-17	Washington State	L	19-36
O-24	at USC (5)	L	28-30
O-31	San Jose State	W	54-38
N-7	UCLA	L	13-55
N-14	at Oregon State	W	39-22
N-21	California	L	17-20

1960

Won 0, Lost 10
Coach: Jack Curtice
Captains: Dick Norman, Dean Hinshaw

S-17	at Washington State*	L	14-15
S-24	Wisconsin	L	7-24
O-1	at Air Force	L	9-32
O-8	Washington (12)	L	10-29
O-15	San Jose State	L	20-34
O-22	at UCLA (19)	L	8-26
O-29	USC	L	6-21
N-5	at Oregon+	L	6-27
N-12	Oregon State	L	21-25
N-19	at California	L	10-21

*at Spokane, Wash.
+at Portland, Ore.

1961

Won 4, Lost 6
Coach: Jack Curtice
Captains: John R. Butler, Christopher Cottle

S-23	Tulane	W	9-7
S-30	at Oregon State	W	34-0
O-7	at Michigan State (6)	L	3-31
O-14	San Jose State	W	17-6
O-21	at Washington	L	0-13
O-28	UCLA	L	0-20
N-4	Oregon	L	7-19
N-11	at USC	L	15-30
N-18	Washington State	L	0-30
N-25	California	W	20-7

1962

Won 5, Lost 5
Coach: Jack Curtice
Captains: Edward Cummings, Gary Sargent

S-21	Tulane	W	6-3
S-29	Michigan State (6)	W	16-13
O-6	Oregon State	L	0-27
O-13	at Washington State*	L	6-21
O-20	Washington (9)	L	0-14
O-27	at UCLA	W	17-7
N-3	at Oregon+	L	14-28
N-10	USC (2)	L	14-39
N-17	San Jose State	W	21-9
N-24	at California	W	30-13

*at Spokane, Wash.
+at Portland, Ore.

1963

Won 3, Lost 7
Coach: John Ralston
Captains: Marvin Harris, Clark Weaver

S-21	San Jose State	W	29-13
S-28	Oregon	L	7-36
O-5	UCLA	L	9-10
O-12	at Rice	L	13-23
O-19	at Washington	L	11-19
O-26	Notre Dame	W	24-14
N-2	at Oregon State	L	7-10
N-9	at USC	L	11-25
N-16	Washington State	L	15-32
N-30	California	W	28-17

1964

Won 5, Lost 5
Coach: John Ralston
Captains: Richard Ragsdale, Guy Rounsaville

S-19	at Washington State*	L	23-29
S-26	San Jose State	W	10-8
O-3	at UCLA	L	20-27
O-10	Rice	W	34-7
O-17	Washington	L	0-6
O-24	at Notre Dame (2)	L	6-28
O-31	at Oregon (7)	W	10-8
N-7	USC	L	10-15
N-14	Oregon State	W	16-7
N-21	at California	W	21-3

*at Spokane, Wash.

1965

Won 6, Lost 3, Tied 1
Coach: John Ralston
Captains: Robert Handley, Gary Pettigrew, Glenn Myers

S-18	San Jose State	W	26-6
S-25	Navy	T	7-7
O-2	at Air Force	W	17-16
O-9	Oregon	W	17-14
O-16	at USC (6)	L	0-14
O-23	Army	W	31-14
O-30	at Washington	L	8-41
N-6	at Tulane	W	16-0
N-13	UCLA (7)	L	13-30
N-20	California	W	9-7

1966

Won 5, Lost 5
Coach: John Ralston
Captains: Allan Mohrman, Albert Wilburn

S-17	San Jose State	W	25-21
S-24	at Minnesota	L	21-35
O-1	Tulane	W	33-14
O-8	at Oregon*	L	3-7
O-15	USC (5)	L	7-21
O-22	at Illinois	W	6-3
O-29	Washington	L	20-22
N-5	Air Force	W	21-6
N-12	at UCLA (8)	L	0-10
N-19	at California	W	13-7

*at Portland, Ore.

1967

Won 5, Lost 5
Coach: John Ralston
Captains: Marty Brill, John Root

S-16	at Oregon State*	L	7-13
S-23	Kansas	W	21-20
S-30	San Jose State	W	28-14
O-7	at USC (1)	L	0-30
O-14	Washington State	W	31-10
O-21	UCLA (3)	L	16-21
O-28	at Army	L	20-24
N-4	at Washington	W	14-7
N-11	Oregon	W	17-14
N-18	California	L	3-26

*at Portland, Ore.

1968

Won 6, Lost 3, Tied 1
Coach: John Ralston
Captains: Malcolm Snider, Stuart Kellner

S-21	San Jose State	W	68-20
S-28	at Oregon	W	28-12
O-5	Air Force	W	24-13
O-12	(18) USC (2)	L	24-27
O-19	(14) at Washington St.*	T	21-21
O-26	at UCLA	L	17-20
N-2	Oregon State	L	7-29
N-9	Washington	W	35-20
N-16	at Pacific	W	24-0
N-23	at California (18)	W	20-0

*at Spokane, Wash.

1969

Won 7, Lost 2, Tied 1
Final AP Ranking: No. 19
Coach: John Ralston
Captains: Don Parish, Patrick Preston

S-20	San Jose State	W	63-21
S-27	Oregon	W	28-0
O-4	(17) at Purdue (8)	L	35-36
O-11	(16) at USC (4)	L	24-26
O-18	(18) Washington St.	W	49-0
O-25	(19) UCLA (6)	T	20-20
N-1	(16) at Oregon State	W	33-0
N-8	(14) at Washington	W	21-7
N-15	(13) Air Force (20)	W	47-34
N-22	(14) California	W	29-28

1970

Won 9, Lost 3
Pac-8 Conference Champions
Final AP Ranking: No. 8
Coach: John Ralston
Captains: Jim Plunkett, Jack Schultz

S-12	(10) at Arkansas (4)*	W	34-28
S-19	(4) San Jose State	W	34-3
S-26	(3) at Oregon	W	33-10
O-3	(3) Purdue	L	14-26
O-10	(12) USC (4)	W	24-14
O-17	(9) at Washington St.*	W	63-16
O-24	(8) at UCLA (16)	W	9-7
O-31	(6) Oregon State	W	48-10
N-7	(6) Washington	W	29-22
N-14	(6) at Air Force (13)	L	14-31
N-21	(11) at California	L	14-22

Rose Bowl—Pasadena, Calif.

J-1 (12) vs. Ohio State (2) W 27-17

*at Little Rock, Ark.

*at Spokane, Wash.

1971

Won 9, Lost 3
Pac-8 Conference Champions
Final AP Ranking: No. 10
Coach: John Ralston
Captains: Don Bunce, Jackie Brown, Jeff Siemon

S-11	(19) at Missouri	W	19-0
S-18	(13) at Army	W	38-3
S-25	(13) Oregon	W	38-17
O-2	(10) Duke (19)	L	3-9
O-9	(19) at Washington (11)	W	17-6
O-16	(15) at USC	W	33-18
O-23	(10) Washington State	L	23-24
O-30	(17) at Oregon State	W	31-24
N-6	(12) UCLA	W	20-9
N-23	(10) San Jose State	L	12-13
N-20	(18) California	W	14-0

Rose Bowl—Pasadena, Calif.

J-1 (16) vs. Michigan (4) W 13-12

1972

Won 6, Lost 5
Coach: Jack Christiansen
Captains: Younger Klippert, Charles McCloud

S-16	San Jose State	W	44-0
S-23	(19) at Duke	W	10-6
S-30	(19) West Virginia (20)	W	41-35
O-7	(15) USC (1)	L	21-30
O-14	(17) Washington (12)	W	24-0
O-21	(13) at Oregon	L	13-15
O-28	Oregon State	W	17-11
N-4	at UCLA (8)	L	23-28
N-11	(20) at Washington St.	L	13-27
N-18	at California	L	21-24
D-2	at Hawai'i	W	39-7

1973

Won 7, Lost 4
Coach: Jack Christiansen
Captains: Mike Boryla, Randy Poltli

S-15	Penn State (7)	L	6-20
S-22	at Michigan (5)	L	10-47
S-29	San Jose State	W	23-12
O-6	at Illinois	W	24-0
O-13	UCLA (15)	L	13-59
O-20	at Washington	W	23-14
O-27	Washington State	W	45-14
N-3	at Oregon State	W	24-23
N-10	at USC (8)	L	26-27
N-17	Oregon	W	24-7
N-24	California	W	26-17

**1974**

Won 5, Lost 4, Tied 2
 Coach: Jack Christiansen
 Captains: Drew Palin, Scott Laidlaw

S-13	(20) at Penn State (8)	L	20-24
S-21	(19) Illinois	L	7-41
S-28	San Jose State	T	21-21
O-5	Michigan (4)	L	16-27
O-12	at UCLA (11)	T	13-13
O-19	Washington	W	34-17
O-26	at Washington State	W	20-18
N-2	Oregon State	W	17-13
N-9	USC	L	10-34
N-16	at Oregon	W	17-0
N-23	at California (19)	W	22-20

1975

Won 6, Lost 4, Tied 1
 Coach: Jack Christiansen
 Captains: Bill Singler, Geb Church

S-13	at Penn State (10)	L	14-34
S-20	at Michigan (2)	T	19-19
S-27	(18) San Jose State	L	34-36
O-4	Army	W	67-14
O-11	UCLA	L	21-31
O-18	at Washington	W	24-21
O-25	Washington State	W	54-14
N-1	at Oregon State	W	28-22
N-8	at USC (9)	W	13-10
N-15	Oregon	W	33-30
N-22	California (13)	L	15-48

1976

Won 6, Lost 5
 Coach: Jack Christiansen
 Captains: Alex Karakazoff, Jeff Barton

S-11	at Penn State (10)	L	12-15
S-18	at Michigan (1)	L	0-51
S-25	San Jose State	W	28-23
O-2	at Army	L	20-21
O-9	at UCLA (5)	L	20-38
O-16	Washington	W	34-28
O-23	at Washington State	W	22-16
O-30	Oregon State	W	24-3
N-6	USC (4)	L	24-48
N-13	at Oregon	W	28-17
N-20	at California	W	27-24

1977

Won 9, Lost 3
 Final AP Ranking: No. 15
 Coach: Bill Walsh
 Captains: Guy Benjamin, Gordy Ceresino

S-10	at Colorado (12)	L	21-27
S-17	at Tulane	W	21-17
S-24	Illinois	W	37-24
O-1	Oregon	W	20-10
O-8	UCLA	W	32-28
O-15	at Washington	L	21-45
O-22	Washington State	W	31-29
O-29	at Oregon State	W	26-7
N-5	at USC (16)	L	0-49
N-12	San Jose State	W	31-26
N-19	California	W	21-3
Sun Bowl	—El Paso, Texas		
D-31	LSU	W	24-14

1978

Won 8, Lost 4
 Final AP Ranking: No. 17
 Coach: Bill Walsh
 Captains: Gordy Ceresino, Steve Dils

S-9	Oklahoma (4)	L	29-35
S-16	San Jose State	W	38-9
S-23	at Illinois	W	35-10
S-30	(20) Tulane	W	17-14
O-7	(17) at UCLA (16)	L	26-27
O-14	(18) Washington	L	31-34
O-21	at Washington State	W	43-27
O-28	Oregon State	W	24-6
N-4	USC (6)	L	7-13
N-11	at Arizona State	W	21-14
N-18	at California	W	30-10
Bluebonnet Bowl	—Houston, Texas		
D-31	vs. Georgia (11)	W	25-22

1979

Won 5, Lost 5, Tied 1
 Coach: Rod Dowhower
 Captains: Turk Schonert, Chuck Evans

S-8	(13) at Tulane	L	10-33
S-15	San Jose State	W	45-29
S-22	Army	L	13-17
S-29	Boston College	W	33-14
O-6	UCLA	W	27-24
O-13	at USC (1)	T	21-21
O-20	at Arizona	W	30-10
O-27	at Oregon State	L	31-33
N-3	Arizona State	W	28-21
N-10	Oregon	L	7-16
N-17	California	L	14-21

1980

Won 6, Lost 5
 Coach: Paul Wiggins
 Captains: Appointed by game

S-6	(15) at Oregon	W	35-25
S-13	(13) Tulane	W	19-14
S-20	(11) at Boston College	L	13-30
S-27	at Oklahoma (4)	W	31-14
O-4	(15) San Jose State	W	35-21
O-11	(16) at UCLA (5)	L	21-35
O-18	(20) Washington	L	24-27
O-25	at Washington State	W	48-34
N-1	Oregon State	W	54-13
N-8	USC (4)	L	9-34
N-22	at California	L	23-28

1981

Won 4, Lost 7
 Coach: Paul Wiggins
 Captains: Appointed by game

S-12	(19) at Purdue	L	19-27
S-19	San Jose State	L	6-28
S-26	Ohio State (8)	L	19-24
O-3	at Arizona	L	13-17
O-10	UCLA (17)	W	26-23
O-17	at USC (7)	L	17-25
O-24	Arizona State (17)	L	36-62
O-31	at Washington (18)	L	31-42
N-7	at Oregon State	W	63-9
N-14	Oregon	W	42-3
N-21	California	W	42-21

1982

Won 5, Lost 6
 Coach: Paul Wiggins
 Captain: Appointed by game

S-11	at Purdue	W	35-14
S-18	San Jose State	L	31-35
S-25	at Ohio State (13)	W	23-20
O-2	Oregon State	W	45-5
O-9	at Arizona State (11)	L	17-21
O-16	USC (14)	L	21-41
O-23	at Washington State	W	31-26
O-30	Washington (2)	W	43-31
N-6	Arizona	L	27-41
N-13	at UCLA (12)	L	35-38
N-20	at California	L	20-25

1983

Won 1, Lost 10
 Coach: Paul Wiggins
 Captain: Appointed by game

S-10	Oklahoma (2)	L	14-27
S-17	at Illinois	L	7-17
S-24	San Jose State	L	10-23
O-1	at Arizona State (20)	L	11-29
O-8	UCLA	L	21-39
O-15	at Washington (17)	L	15-32
O-22	Arizona (19)	W	31-22
O-29	at Oregon State	L	18-31
N-5	at USC	L	7-30
N-12	Oregon	L	7-16
N-19	California	L	18-27

1984

Won 5, Lost 6
 Coach: Jack Elway
 Captains: Appointed by game

S-8	at Oklahoma (16)	L	7-19
S-15	Illinois	W	34-19
S-22	San Jose State	W	28-27
S-29	Arizona State	L	10-28
O-6	at UCLA (17)	W	23-21
O-13	Washington (2)	L	15-37
O-20	Washington State	L	42-49
O-27	at Oregon State	W	28-21
N-3	USC (18)	L	11-20
N-10	at Arizona	L	14-28
N-17	at California	W	27-10

1985

Won 4, Lost 7
 Coach: Jack Elway
 Captains: Appointed by game

S-14	San Jose State	W	41-7
S-21	at Oregon	L	28-45
S-28	Texas	L	34-38
O-5	at San Diego State	L	22-41
O-12	UCLA	L	9-34
O-19	at USC	L	6-30
O-26	Arizona	W	28-17
N-2	at Washington	L	0-34
N-9	Oregon State	W	39-24
N-16	at Arizona State	L	14-21
N-23	California	W	24-22

1986

Won 8, Lost 4
 Coach: Jack Elway
 Captain: Appointed by game

S-13	at Texas	W	31-20
S-20	San Jose State	W	28-10
S-27	at Oregon State	W	17-7
O-4	San Diego State	W	17-10
O-11	(18) Washington (12)	L	14-24
O-18	at Oregon	W	41-7
O-25	(19) USC	L	0-10
N-1	Washington State	W	42-12
N-8	at UCLA (12)	W	28-23
N-22	(16) at California	L	11-17
N-29	vs. Arizona* (12)	W	29-24

Gator Bowl—Jacksonville, Fla.
 D-27 (20) vs. Clemson L 21-27

*Tokyo, Japan

1987

Won 5, Lost 6
 Coach: Jack Elway
 Captains: Appointed by game

S-5	at Washington (13)	L	21-31
S-19	at Colorado	L	17-31
S-26	San Jose State	L	17-24
O-3	UCLA (11)	L	0-49
O-10	at Washington State	W	44-7
O-17	at San Diego State	W	44-40
O-24	Oregon	W	13-10
O-31	Arizona	L	13-23
N-7	at USC	L	24-39
N-14	at Oregon State	W	38-7
N-21	California	W	31-7

**Bill Walsh**



2004

Won 4, Lost 7
 Coach: Buddy Teevens
 Captains: Jared Newberry,
 Oshiomogho Atogwe

S-4	San Jose State	W	43-3
S-11	Brigham Young	W	37-10
S-25	USC (1)	L	28-31
O-2	Washington	W	27-13
O-9	at Notre Dame	L	15-23
O-16	at Washington State	W	23-17
O-23	Oregon	L	13-16
O-30	at UCLA	L	0-21
N-6	at Arizona State (23)	L	31-34
N-13	Oregon State	L	19-24
N-20	at California (4)	L	6-41

2005

Won 5, Lost 6
 Coach: Walt Harris
 Captains: Trent Edwards, Kevin
 Schimmelmann, Timi Wusu

S-10	at Navy	W	41-38
S-17	UC Davis	L	17-20
O-1	Oregon	L	20-44
O-8	at Washington State	W	24-21
O-15	at Arizona	W	20-16
O-22	Arizona State	W	45-35
O-29	UCLA (8) (OT)	L	27-30
N-5	at USC (1)	L	21-51
N-12	at Oregon State	W	20-17
N-19	California	L	3-27
N-26	Notre Dame	L	31-38

2006

Won 1, Lost 11
 Coach: Walt Harris
 Captains: Brandon Harrison, Trevor Hooper,
 Wopamo Osaisai, T.C. Ostrander

S-2	at Oregon (21)	L	10-48
S-9	at San Jose State	L	34-35
S-16	Navy	L	9-37
S-23	Washington State	L	10-36
S-30	at UCLA	L	0-31
O-7	at Notre Dame (12)	L	10-31
O-14	Arizona	L	7-20
O-21	at Arizona State	L	3-38
N-4	USC (9)	L	0-42
N-11	at Washington	W	20-3
N-18	Oregon State	L	7-30
D-2	at California (21)	L	17-26

2007

Won 4, Lost 8
 Coach: Jim Harbaugh
 Captains: T.C. Ostrander, Chris Horn

S-1	UCLA (14)	L	17-45
S-15	San Jose State	W	37-0
S-22	Oregon (13)	L	31-55
S-29	Arizona State (23)	L	3-41
O-6	at USC (2)	W	24-23
O-13	TCU	L	36-38
O-20	at Arizona	W	21-20
O-27	at Oregon State	L	6-23
N-3	Washington	L	9-27
N-10	at Washington State	L	17-33
N-24	Notre Dame	L	14-21
D-1	California	W	20-13

2008

Won 5, Lost 7
 Coach: Jim Harbaugh
 Captains: Alex Fletcher, Bo McNally

A-28	Oregon State	W	36-28
S-6	at Arizona State (15)	L	17-41
S-13	at TCU	L	14-31
S-20	San Jose State	W	23-10
S-27	at Washington	W	35-28
O-4	at Notre Dame	L	21-28
O-11	Arizona	W	24-23
O-18	at UCLA	L	20-23
N-1	Washington State	W	58-0
N-8	at Oregon	L	28-35
N-15	USC (6)	L	23-45
N-22	at California	L	16-37

2009

Won 8, Lost 5
 Coach: Jim Harbaugh
 Captains: Bo McNally, Toby Gerhart, Erik Lorig

S-5	at Washington State	W	39-13
S-12	at Wake Forest	L	17-24
S-19	San Jose State	W	42-17
S-26	Washington (24)	W	34-14
O-3	UCLA	W	24-16
O-10	at Oregon State	L	28-38
O-17	at Arizona	L	38-43
O-24	Arizona State	W	33-14
N-7	Oregon (7)	W	51-42
N-14	(25) at USC (11)	W	55-21
N-21	(14) California	L	28-34
N-28	Notre Dame	W	45-38
Sun Bowl—El Paso, Texas			
D-31	(19) vs. Oklahoma	L	27-31

2010

Won 12, Lost 1
 Final AP Ranking: No. 4
 Coach: Jim Harbaugh
 Captains: Owen Marecic, Ryan Whalen,
 Sione Fua

S-4	Sacramento State	W	52-17
S-11	(25) at UCLA	W	35-0
S-18	(19) Wake Forest	W	68-24
S-25	(16) at Notre Dame	W	37-14
O-2	(9) at Oregon (4)	L	31-52
O-9	(16) USC	W	37-35
O-23	(12) Washington State	W	38-28
O-30	(13) at Washington	W	41-0
N-6	(10) Arizona (13)	W	42-17
N-13	(7) at Arizona State	W	17-13
N-20	(7) at California	W	48-14
N-27	(7) Oregon State	W	38-0
Orange Bowl — Miami, Fla.			
J-3	(5) vs. Virginia Tech (12)	W	40-12

2011

Won 11, Lost 2
 Final AP Ranking: No. 7
 Coach: David Shaw
 Captains: Andrew Luck, Michael Thomas

S-3	(7) San Jose State	W	57-3
S-10	(6) at Duke	W	44-14
S-17	(6) at Arizona	W	37-10
O-1	(6) UCLA	W	45-19
O-8	(7) Colorado	W	48-7
O-15	(7) at Washington State	W	44-14
O-22	(7) Washington (22)	W	65-21
O-29	(4) at USC (20) (3OT)	W	56-48
N-5	(4) at Oregon State	W	38-13
N-12	(3) Oregon (6)	L	30-53
N-19	(8) California	W	31-28
N-26	(4) Notre Dame (22)	W	28-14
Fiesta Bowl — Glendale, Ariz.			
J-2	(4) vs. Oklahoma State (3) (OT)	L	38-41

2012

Won 12, Lost 2
 Pac-12 Conference Champions
 Final AP Ranking: No. 7
 Coach: David Shaw
 Captains: Sam Schwartzstein,
 Stepfan Taylor,
 Chase Thomas

A-31	(21) San Jose State	W	20-17
S-8	(25) Duke	W	50-13
S-15	(21) USC (2)	W	21-14
S-27	(8) at Washington	L	13-17
O-6	(18) Arizona (OT)	W	54-48
O-13	(17) at Notre Dame (7) (OT)	L	13-20
O-20	(22) at California	W	21-3
O-27	(19) Washington State	W	24-17
N-3	(15) at Colorado	W	48-0
N-10	(16) Oregon State (13)	W	27-23
N-17	(14) at Oregon (1) (OT)	W	17-14
N-24	(11) at UCLA (15)	W	35-17
Pac-12 Championship — Stanford, Calif.			
N-30	(8) UCLA (17)	W	27-24
Rose Bowl — Pasadena, Calif.			
J-1	(8) vs. Wisconsin	W	20-14

2013

Won 11, Lost 3
 Pac-12 Conference Champions
 Final AP Ranking: No. 11
 Coach: David Shaw
 Captains: Shayne Skov, Ben Gardner,
 Trent Murphy,
 David Yankey

S-7	(5) San Jose State	W	34-13
S-14	(5) at Army	W	34-20
S-21	(5) Arizona State (23)	W	42-28
S-28	(5) at Washington State*	W	55-17
O-5	(5) Washington (15)	W	31-28
O-12	(5) at Utah	L	21-27
O-19	(13) UCLA (9)	W	24-10
O-26	(8) at Oregon State	W	20-12
N-7	(6) Oregon (2)	W	26-20
N-16	(5) at USC	L	17-20
N-23	(10) California	W	63-13
N-30	(8) Notre Dame (25)	W	27-20
Pac-12 Championship — Tempe, Ariz.			
D-7	(7) at Arizona State (11)	W	38-14
Rose Bowl — Pasadena, Calif.			
J-1	(5) Michigan State (4)	L	20-24

*at Seattle, Wash.



Jim Harbaugh

National Award Winners

College Football Coach of the Year

Presented by the American Football Coaches Association

- 1940 Clark Shaughnessy
- 1951 Chuck Taylor

Heisman Trophy

Presented to the Most Outstanding Player in Collegiate Football

- 1970 Jim Plunkett, QB

Walter Camp Football Foundation Player of the Year

Presented to the top individual player in college football.

- 2011 Andrew Luck

Maxwell Award

Presented to the player of the year in college football

- 1970 Jim Plunkett
- 2011 Andrew Luck

Doak Walker Award

Presented to the Most Outstanding Running Back in Collegiate Football

- 2009 Toby Gerhart

Biletnikoff Award

Presented to the Most Outstanding Receiver in Collegiate Football

- 1999 Troy Walters

Paul Hornung Award

Presented to the Most Versatile Player in Collegiate Football

- 2010 Owen Marecic



Rose Bowl Hall of Fame

Name	Rose Bowl	Inducted
Frankie Albert, QB	1941	1992
Ernie Nevers, RB	1925	1991
Jim Plunkett, QB	1970	1989
John Ralston, Coach	1970, '71	1996
Bob Reynolds, T	1933-35	1990
Ted Shipkey, End	1925, '27	1995

Rhodes Scholar

- 1992 Cory Booker, TE

CoSIDA Academic All-American of the Year

- 1991 Tommy Vardell, FB
- 2011 Andrew Luck, QB

Pop Warner Trophy

Presented to the top senior player on the West Coast

- 1950 Russ Pomeroy, T
- 1953 Bobby Garrett, QB
- 1959 Chris Burford, TE
- 1969 Don Parish, LB
- 1970 Jim Plunkett, QB
- 1971 Jeff Siemon, LB
- 1977 Guy Benjamin, QB
- 1980 Ken Margerum, FL
- 1982 John Elway, QB
- 1986 David Wyman, LB
- 1991 Tommy Vardell, FB
- 1992 Glyn Milburn, RB
- 1994 Steve Stenstrom, QB

National Football Foundation Scholar-Athletes

1967	John Root	1983	John Bergren
1970	John Sande III	1992	Glyn Milburn
1976	Duncan McColl	1994	Justin Armour
1980	Milt McColl	1995	David Walker
1981	Darrin Nelson	1997	Damon Dunn

NCAA Post-Graduate Scholarship Recipients

1965	Joe Neal	1996	Marlon Evans
1966	Terry DeSylvia	1997	Damon Dunn
1968	John Root	2010	Chase Beeler
1971	John Sande III		
1972	Jackie Brown		
1974	Randy Poltl		
1975	Keith Rowan		
1976	Gerald Wilson		
1977	Duncan McColl		
1981	Milt McColl		
1984	John Bergren		
1985	Scott Carpenter		
1987	Brian Morris		
1988	Doug Robison		
1994	Steve Stenstrom		
1995	Eric Abrams		
1995	David Walker		

CoSIDA Academic All-Americans

1964	Joe Neal, G, Honorable Mention	1983	John Bergren, DT, First Team
1966	Jack Root, FB, Second Team		Eric Mullins, WR, Second Team
1970	John Sande III, C, First Team		Rob Moore, FB, Second Team
	Terry Ewing, DB, Second Team	1984	Scott Carpenter, OL, Second Team
1973	Bruce Blackstone, G, Second Team		Emile Harry, WR, Second Team
1974	Gordon Riegel, LB, Second Team		Kevin Scott, RB, Second Team
	Keith Rowen, DT, Second Team	1985	Matt Soderlund, LB, Second Team
1975	Don Stevenson, FB, First Team		Craig Landis, DB, Second Team
	Ted Pappas, TE, Second Team	1987	Brad Muster, RB, First Team
1976	Don Stevenson, FB, First Team	1990	Ed McCaffrey, WR, First Team
1977	Guy Benjamin, QB, First Team		Jon Volpe, RB, Second Team
	James Lofton, WR, Second Team	1991	Tommy Vardell, FB, First Team
1978	Vince Mulroy, WR, First Team	1993	Justin Armour, WR, Second Team
	Jim Stephens, G, First Team	1994	Justin Armour, WR, First Team
1979	Pat Bowe, TE, First Team	1999	Troy Walters, FL, First Team
	Milt McColl, LB, First Team	2009	Ryan Whalen, WR, Second Team
	Joe St. Geme, S, First Team	2010	Chase Beeler, C, First Team
1980	Duke Dapper, NG, Second Team		Owen Marecic, FB, Second Team
	Milt McColl, OLB, Second Team	2011	Andrew Luck, QB, First Team
	Ken Margerum, FL, Second Team	2013	Jordan Richards, SS, Second team
1981	Darrin Nelson, HB, First Team		
	John Bergren, DT, First Team		
1982	John Bergren, DT, First Team		
	Mike Dotterer, FB, Second Team		
	Steve Lemon, DB, Honorable Mention		

Academic All-American records unavailable before 1964.



First Team All-Conference

1952	Sam Morley, E		Jim Plunkett, QB		1994	Justin Armour, WR	2010	Chike Amajoyi, ST
1953	Bob Garrett, Back		Jeff Siemon, LB	1980	John Elway, QB	Eric Abrams, PK	Chase Beeler, C	
	Sam Morley, E		Dave Tipton, DT		Brian Holloway, OT	Jeff Buckley, OT	David DeCastro, RG	
	John Steinberg, E	1971	Randy Vataha, FL		John Macaulay, C	Damon Dunn, ST	Andrew Luck, QB	
1954	John Stewart, E		Don Bunce, QB		Ken Margerum, WR	Kailee Wong, DE	Owen Marecic, RB	
1955	Bill Tarr, Back		Larry Butler, DT		Darrin Nelson, RB	Troy Walters, Specialist	Jonathan Martin, LT	
	Paul Wiggin, T		Pete Lazetich, DT		Andre Tyler, WR	Kailee Wong, DE	Nate Whitaker, K	
1956	John Brodie, Back	1972	Jeff Siemon, LB	1981	Darrin Nelson, RB	Mike Biselli, PK	David DeCastro, OL	
	Paul Wiggin, T		Rod Garcia, PK		Vaughn Williams, DB	Emory Brock, Specialist Teams	Delano Howell, DB	
1957	Troy Barbee, T		Jim Merlo, LB	1982	Chris Dressel, TE	Willie Howard, DT	Coby Fleener, TE	
1958	Chris Burford, E	1973	Randy Poltl, QB		John Elway, QB	Todd Husak, QB	Andrew Luck, QB	
1959	Chris Burford, E		Mike Boryla, RB		Vincent White, RB	Mike McLaughlin, C	Jonathan Martin, OL	
1960	Skip Face, FB		Rod Garcia, PK	1984	Brent Martin, OT	Troy Walters, FL	Chase Thomas, LB	
1961	George Honor, E	1974	Randy Poltl, DB		Garin Veris, DE	Willie Howard, DT	Zach Ertz, TE	
1962	Ed Cummings, ST		Bill Singler, WR	1985	John Barns, OT	Riall Johnson, OLB	Trent Murphy, LB	
	Paul Harris, G	1975	Pat Donovan, DE		Greg Baty, TE	DeRonnie Pitts, WR	Ed Reynolds, DB	
1963	Marv Harris, C		Gordon Riegel, LB	1986	Brad Muster, RB	Brian Allen, KR	Chase Thomas, LB	
	Frank Patitucci, E	1976	Geb Church, LB		Thomas Henley, ST	Eric Heitmann, OG	David Yankey, OL	
1964	Jack Chapple, LB		Tony Hill, WR	1987	Brad Muster, RB	Tank Williams, FS	Ben Gardner, DT	
	Ray Handley, FB	1977	Alex Karakazoff, OG		Tony Leiker, DT	Coy Wire, ILB	Ty Montgomery, KR	
	Gary Pettigrew, DT		Mike Langford, PK	1988	Dave Wyman, LB	Kwame Harris, OT	Trent Murphy, OLB	
	Dick Ragsdale, DB	1978	Duncan McColl, DE		Alan Grant, ST	Michael Okwo, ST	Ed Reynolds, FS	
1965	Marty Brill, LB		Ted Pappas, TE	1989	Brad Humphreys, DB	T.J. Rushing, KR	Shayne Skov, ILB	
	Blaine Nye, DT	1979	Tony Hill, WR		Rob Hinchley, OLB	Alex Smith, TE	David Yankey, OT	
1967	Mike Hibler, DT		Alex Karakazoff, OG	1990	Jon Volpe, RB	Timi Wusu, Specialist Teams		
	Gene Washington, WR	1979	Duncan McColl, DE		Ed McCaffrey, WR	Michael Okwo, LB		
1968	Don Parish, LB		Guy Benjamin, QB	1991	Kevin Scott, CB	Wopamo Osaisai, ST		
	Malcolm Snider, OT	1979	Gordy Ceresino, LB		Bob Whitfield, OT	Ben Muth, OT		
	Gene Washington, WR	1979	Gordon King, OT	1992	Ron George, OLB	Toby Gerhart, RB		
1969	Rick Keller, DB		James Lofton, WR		Tommy Vardell, FB	Chris Marinelli, OT		
	Bob Moore, WR	1978	Darrin Nelson, RB		Bob Whitfield, OT	Chris Owusu, KR		
	Don Parish, LB		Gordy Ceresino, LB		Ron George, OLB			
	Jim Plunkett, QB		Ken Margerum, WR		John Lynch, FS			
1970	Steve Jubb, OT		Darrin Nelson, RB		Glyn Milburn, RB			
	Bob Moore, WR		Ken Margerum, WR					

Pacific-12 Conference Awards

Player of the Year

1977	Guy Benjamin, QB*
1980	John Elway, QB
1982	John Elway, QB**

*Co-Player of the Year with Warren Moon, QB, Washington

**Co-Player of the Year with Tom Ramsey, QB, UCLA

Coach of the Year

1977	Bill Walsh
1995	Tyrone Willingham
1999	Tyrone Willingham
2011	David Shaw
2012	David Shaw

Offensive Player of the Year

1986	Brad Muster, FB
1999	Troy Walters, FL
2009	Toby Gerhart, RB
2010	Andrew Luck, QB
2011	Andrew Luck, QB

Morris Trophy

Presented to the top lineman in the Pac-12 Conference

1999	Willie Howard, DT
2002	Kwame Harris, OT
2012	David Yankey, OT



Guy Benjamin
1977
Player of the Year



John Elway
1980, 1982
Player of the Year



Brad Muster
1986 Offensive
Player of the Year



Troy Walters
1999 Offensive
Player of the Year



Willie Howard
1999
Morris Trophy



Kwame Harris
2002
Morris Trophy



Bill Walsh
1977
Coach of the Year




Tyrone Willingham
1995, 1999
Coach of the Year

1970 Heisman Trophy Winner Jim Plunkett

1970 Heisman Trophy Final Balloting

Player, School	Votes	
	1st	Total
1. Jim Plunkett, Stanford	510	2,299
2. Joe Theismann, Notre Dame	242	1,401
3. Archie Manning, Mississippi	138	849
4. Steve Worster, Texas	47	398
5. Rex Kern, Ohio State	17	188
6. Pat Sullivan, Auburn	24	180
7. Jack Tatum, Ohio State	8	173
8. Ernie Jennings, Air Force	18	118
9. Don McCauley, No. Carolina	6	57
10. Lynn Dickey, Kansas State	6	49
11. Ed Marinaro, Cornell	4	46
12. Tom Gatewood, Notre Dame	1	35
13. Joe Spagnola, Arizona State	2	34
14. Dennis Dummit, UCLA	0	31

In 1970, Jim Plunkett became Stanford's first and only player to win the Heisman Trophy Award as the best player in college football. Plunkett led the Indians to the Pacific-8 Conference Championship with a 9-3 record, including a thrilling 27-17 upset victory over previously undefeated Ohio State in the Rose Bowl. He was the runaway winner for the trophy, garnering 510 of 1,059 first place ballots cast. He compiled 2,299 points to 1,401 for runner-up Joe Theismann of Notre Dame. In addition to the Heisman, Plunkett won the Maxwell Award, was a consensus first-team All-America, and was named Player of the Year by United Press International, Sporting News, Sport Magazine, the Walter Camp Association, and the American College Football Coaches Association. He completed 191 of 358 passes for 2,715 yards, and he ran for another 183 yards, giving him 2,898 yards of total offense that season (a school and Pac-8 record). Highlights of the season included his 275 passing yards in a 24-14 drubbing of USC, 22-of-36 passing for 268 yards and four touchdowns in a 29-22 win against Washington, and a phenomenal 20-of-30 for 265 yards in the 1971 Rose Bowl, Plunkett's final game at Stanford.



After finishing eighth in the Heisman balloting as a junior in 1969, Plunkett turned down an opportunity to turn pro and returned to Stanford for his senior season. "Coach (John) Ralston, all of our coaches, and my teammates have been building something at Stanford for the past couple of years," Plunkett explained. "If I were to leave now, I would always have the feeling that I let them down before our goals were reached. Besides, we are always telling kids today not to drop out, to finish school, to set targets and to work towards them. What would they think if I were to drop out now for professional football?"

Plunkett returned to Stanford for the 1970 season and wound up having a storybook year he would never forget. He led the Indians to their first Rose Bowl appearance in 19 years and their first Rose Bowl victory in 30 seasons. His performance in the Rose Bowl earned him Most Valuable Player honors. He finished his career with 7,887 yards in total offense, which not only set a Stanford record but also established a new NCAA record.

He went on to become the number-one draft pick in the NFL by the New England Patriots. He played 16 seasons in the NFL with the Patriots, San Francisco 49ers and Oakland/Los Angeles Raiders. He was named NFL Rookie of the Year in 1971 and won two Super Bowl championships with the Raiders. He was the MVP of Super Bowl XV following the 1981 season when he led the Oakland Raiders over the Philadelphia Eagles. Three years later, Plunkett led the Los Angeles Raiders to a victory in Super Bowl XVIII over the Washington Redskins.

In November 1991, Plunkett's jersey number 16 became the second number retired in Stanford history (the other is Ernie Never's number one). He is a member of the National Football Foundation College Football Hall of Fame and the Stanford Athletic Hall of Fame.

Game-by-Game With Plunkett in 1970

Opponent	Att.	Comp.	Pct.	Int.	Yds.	TDs
at Arkansas	39	22	.564	3	262	2
San Jose State	29	17	.586	0	302	1
at Oregon	38	18	.474	1	250	3
Purdue	36	15	.417	5	200	1
USC	31	19	.613	1	275	1
at Washington State	14	10	.714	0	224	2
at UCLA	37	18	.486	2	262	0
Oregon State	26	13	.500	2	210	3
Washington	36	22	.611	2	268	4
at Air Force	35	17	.486	0	182	0
at California	37	20	.541	2	280	2
Ohio State (Rose Bowl)	30	20	.667	1	265	1

Plunkett's Career Passing

	Att.	Comp.	Int.	Pct.	Yds.	TDs
1968	268	142	14	.529	2,156	14
1969	336	197	15	.586	2,673	20
1970	358	191	18	.533	2,715	18
Totals	962	530	47	.551	7,544	52

Plunkett's Career Rushing

	Att.	Net	TD
1968	81	47	6
1969	53	113	1
1970	78	183	3
Totals	212	343	10

Plunkett's Career Total Offense

	Plays	Total
1968	349	2,203
1969	389	2,786
1970	436	2,898
Totals	1,174	7,887



Stanford in the Heisman Trophy Balloting

1940	Frankie Albert, QB	4th
1940	Norman Standlee, FB	8th
1941	Frankie Albert, QB	3rd
1951	Bill McColl, E	4th
1953	Bobby Garrett, QB	5th
1956	John Brodie, QB	7th
1969	Jim Plunkett, QB	8th
1970	Jim Plunkett, QB	1st
1977	Guy Benjamin, QB	6th
1981	Darrin Nelson, RB	6th
1982	John Elway, QB	2nd
1992	Glyn Milburn, RB	9th
2009	Toby Gerhart, RB	2nd
2010	Andrew Luck, QB	2nd
2010	Owen Marecic, FB/LB	10th
2011	Andrew Luck, QB	2nd



First Team All-America



Frankie Albert

Quarterback • 1940, 1941

Led Stanford's "Wow Boys" to a 10-0 record in 1940, including a 21-3 Rose Bowl victory over Nebraska ... part of the T-formation scheme that revolutionized college football, having moved from tailback to quarterback when the offense was implemented prior to his junior year (1940) ... fourth in the Heisman Trophy balloting in 1940 and improved to third a year later ... Pro Bowl selection for the San Francisco 49ers and later returned as head coach of his old NFL team ... inducted into the College Football Hall of Fame in 1956.



Chase Beeler

Center • 2010

First team Associated Press, Sporting News and American Football Coaches Association All-America ... finalist for the Rimington Award ... anchored offensive line that helped pave the way for a young Cardinal rushing attack to total 2,779 yards on the ground, which was the second highest single-season mark in school history ... helped quarterback Andrew Luck throw for 3,338 yards while completing 70.7 percent of his passes ... 33 starts over last three seasons at Stanford after transferring from Oklahoma.



Guy Benjamin

Quarterback • 1977

Led Stanford to a 9-3 mark in 1977, including a 24-14 Sun Bowl victory over LSU ... Sun Bowl Offensive MVP of that game, going 23 for 36 for 269 yards, three touchdowns and no interceptions ... led NCAA in passing in 1977 ... finished career with 5946 passing yards, 45 touchdowns and .604 completion percentage, which ranked among school's all-time best in all three categories.



Mike Boryla

Quarterback • 1973

Started at quarterback for the Cardinal in 1972 and 1973, earning All-America honors his senior season ... among Stanford's all-time best in career passing yardage (4,082), pass attempts (641) and pass completions (338) ... 1629 yards and 17 touchdowns on 140-of-256 passing in 1973 ... first season as a starter in 1972, completed 183-of-350 for 2284 yards and 14 touchdowns ... played professionally with the Philadelphia Eagles and Tampa Bay Buccaneers.



John Brodie

Quarterback • 1956

Starred for Cardinal from 1954-56, earning consensus All-America honors in his final season on The Farm ... led nation in pass attempts (240), pass completions (139), completion percentage (.579), passing yards (1,633) and passing touchdowns (12) in 1956 ... threw for 3,594 career yards, which was a Stanford record at that time ... competed on the Stanford golf team ... played professionally with the San Francisco 49ers ... inducted into the College Football Hall of Fame in 1986.



Chris Burford

Tight End • 1959

Tied NCAA record in 1959 with 61 receptions ... led the nation with 757 receiving yards in 1959 ... 12 catches for 115 yards and one touchdown in 1959 Big Game ... two-time All-Pac-8 selection ... 107 career receptions ... played professionally for the Kansas City Chiefs ... inducted to the College Football Hall of Fame in 1995.



Jack Chapple

Offensive Guard • 1964

Played linebacker and offensive guard ... led the team with 142 tackles in 1964 ... ideal combination of strength, size and speed ... played professionally for the San Francisco 49ers.



Bill Corbus

Offensive Guard • 1932, 1933

Two-time All-American was dubbed the "Baby-Faced Assassin" because of his relentless assault on opposition on both sides of the ball ... starred on 1933 "Vow Boys" squad ... kicked two fourth-quarter field goals in 13-7 win over USC in front of 90,000 at the Los Angeles Coliseum that snapped the Trojans' 27-game win streak in 1933 ... named to College Football Hall of Fame in 1957.



Edward A. Cummings

Fullback • 1962

Cardinal fullback earned All-American honors as a senior ... three-year letterman (1960-62) earned stripes as a tough, hard-hitting player ... also played inside linebacker ... led the team in tackles in 1961 and 1962 ... 256 career yards rushing on 70 carries ... 238 tackles over final two seasons.



David DeCastro

Offensive Guard • 2011

Unanimous All-America selection in 2011 ... Associated Press, Walter Camp Football Foundation, Football Writers Association of America, Sporting News and American Football Coaches Association All-America teams ... two-time first team All-Pac-12 ... finalist for the Outland Trophy, semifinalist for Lombardi Award ... anchored one of top offensive lines in the nation that allowed the seventh fewest sacks/game (0.85) in the nation ... one of the best pulling guards in the nation in a run-oriented offense ... helped pave the way for Stanford's rushing game to average 210.6 yards/game, second in the Pac-12 and 18th nationally ... 39 consecutive starts at right guard position ... Cardinal was 31-8 during his career ... co-recipient of the team's Frank Rehm Award, given to the most outstanding lineman in the Big Game.



Pat Donovan

Defensive End • 1973, 1974

Two-time first team All-America ... one of the top linemen in Stanford history ... led team in tackles ... tremendous pass rusher ... teamed with Roger Stillwell to give Stanford the finest pair of ends in the nation ... intense, intelligent player was a “coach on the field” ... moved to the offensive line during successful professional career with the Dallas Cowboys.



John Elway

Quarterback • 1980, 1982

One of the greatest quarterbacks ever, both collegiately and professionally ... rewrote Stanford and Pac-10 record books ... completed 774 of 1,246 career passes for 9,349 yards and 77 touchdowns ... second to Herschel Walker in 1982 Heisman Trophy voting ... Stanford record holder for touchdown passes in a season (27 - 1980) and game (6 - 1980) ... No. 1 pick in the 1983 NFL Draft ... led Denver Broncos to two Super Bowl titles ... played baseball at Stanford for two years before signing a professional contract with the New York Yankees ... inducted into College Football Hall of Fame in 2000 ... entered Professional Football Hall of Fame in 2004 ... had his No. 7 retired by Stanford in 2013.



Zach Ertz

Tight End • 2012

Unanimous All-American with first team honors from the American Football Coaches Association, Associated Press, Sporting News and Walter Camp Football Foundation ... spearheaded tight end corps that led the nation in receiving at that position ... 69 receptions for 898 yards and six touchdowns, leading all tight ends in receptions and yards ... Stanford's seventh all-time unanimous All-American.



Coby Fleener

Tight End • 2011

Sporting News All-America ... 34 catches for 667 yards and team-high 10 touchdowns as a senior in 2011 ... first Stanford tight end to earn All-America status since Chris Burford (1959) ... first team All-Pac-12 ... 19.6 yards/catch as a senior, tied for seventh on Stanford's all-time single-season list ... 51 games played and 15 starts ... 96 career receptions for 1,543 yards and 18 touchdowns (first among tight ends) ... hybrid tight end whose speed and athleticism allowed him to stretch the field.



Hugh Gallarneau

Halfback • 1940

Halfback in the innovative T-formation scheme that led the “Wow Boys” to a Rose Bowl victory over Nebraska to cap the 1940 season ... led by Gallarneau, Frankie Albert, Norm Standlee and Pete Kmetovic, the 1940 squad went unbeaten ... inducted to the College Football Hall of Fame in 1982.



Rod Garcia

Placekicker • 1973

Best known for game-winning 31-yard field goal with 12 seconds left in the 1972 Rose Bowl, giving Stanford a 13-12 victory over Michigan ... 197 career points on 42 of 80 field goals and 71 of 80 extra points ... 76 in points in 1973 on 18 of 29 field goals and 22 of 25 extra points ... 18 field goals was a school record at the time ... school-record 59-yard field goal against USC in 1973.



Bob Garrett

Quarterback • 1953

Brilliant two-way player and first team All-American who could seemingly play every position – quarterback, defensive back, placekicker and punter ... All-American quarterback in 1953, completing 118 of 205 (.576) for 1,637 yards and 17 touchdowns ... then-school record 17 touchdown passes in 1953 ... tied a school record with nine interceptions on defensive side of the ball ... played all 60 minutes in five games in 1953 – the last Stanford player to accomplish that feat ... fifth in the 1953 Heisman Trophy balloting ... No. 1 selection in the 1954 NFL Draft ... played professionally for the Green Bay Packers and Cleveland Browns.



Toby Gerhart

Running Back • 2009

Unanimous All-America selection as a senior after rushing for a single-season school record 1,871 yards and 28 touchdowns in 13 games ... 2009 Pac-10 Offensive Player of the Year ... Doak Walker Award winner ... second in Heisman Trophy balloting, 28 points behind Alabama's Mark Ingram in the closest voting in the history of the award ... Associated Press, Walter Camp Foundation and Sporting News first team All-America selection ... led Pac-10 and ranked second nationally in rushing average (143.9 yards/game) ... rushed for 100 yards or more in 11 of 13 games, including each of the last seven contests ... 200 rushing yards or more in three contests -- No. 24 Washington (200), No. 7 Oregon (223) and Notre Dame (205) ... 28 rushing touchdowns led nation, 172 total points were Stanford single-season record and ranked 13th among the NCAA's FBS all-time single-season leaders ... set school's single-game and single-season rushing records with 223-yard, three touchdown effort in Stanford's 51-42 victory over No. 7 Oregon in Stanford's 51-42 victory over No. 7 Oregon.



Ron George

Outside Linebacker • 1992

Three-year starter at outside linebacker from 1990-92 ... one of the most explosive players to ever play linebacker on The Farm ... led team in sacks and tackles for loss all three seasons ... 25 tackles for loss and 15 sacks in 1992 were both second-best single season marks in school history ... member of 1992 defense that led Cardinal to a 10-3 record, No. 9 national ranking and victory over Penn State in the Blockbuster Bowl ... two-time first team All-Pac-10 selection ... selected in fifth round of the 1993 NFL Draft by the Atlanta Falcons ... eight-year career in the NFL.



Bobby Grayson

Fullback • 1934, 1935

Member of Stanford's "Vow Boys" ... one of the greatest running backs in the early years of college football ... two-time consensus All-America ... finished career with 1,547 rushing yards and 18 touchdowns ... played in three Rose Bowls, gaining 299 yards on 69 carries ... 152 yards rushing in the 1934 Rose Bowl with 119 yards in 1935 game ... rushed for 646 yards, 10 touchdowns and five interceptions in 1934 ... 551 yards rushing and passed for 280 yards in 1935 ... elected into College Football Hall of Fame in 1955.



Bones Hamilton

Tackle • 1934

Helped Stanford's fabulous "Vow Boys" to three straight Rose Bowl appearances and a 25-4-2 record ... the group lived up to its "vow" of defeating USC on three straight occasions ... outstanding player on both sides of the ball ... elected to the College Football Hall of Fame in 1972, one of five members of the "Vow Boys" to be honored.



Ray Handley

Halfback • 1964

One of the most effective running backs to play at Stanford ... 1,795 career rushing yards, a Stanford record at the time ... All-America and All-Pac-8 honors in 1964 ... set school records for yards gained rushing (936) and rushing attempts (197) in 1964 ... led team in rushing in 1965 with 654 yards ... two stints as an assistant coach at Stanford (1972-73, 1979-83) ... head coach of the New York Giants.



Eric Heitmann

Offensive Guard • 2001

First team All-America as a senior ... first Stanford lineman to earn first-team honors since Bob Whitfield in 1991 ... four-year starter ... 35 consecutive starts at guard from 1999-2001 ... 46 games played ... Pac-10 honorable mention in 1999, second team in 2000, first team in 2011 ... selected in seventh round of 2002 NFL Draft by the San Francisco 49ers and started 12 games in his rookie campaign.



Gary Kerkorian

Quarterback, Defensive Back • 1951

Three-year starter at quarterback ... All-America honors as defensive back ... school record holder in every passing category when he left The Farm ... led Stanford to 9-1 regular season in 1951 and Rose Bowl appearance against Illinois ... enjoyed his best season in 1951 when he completed 103 of 186 passes for 1,417 yards and seven touchdowns ... played professionally for Pittsburgh Steelers and Baltimore Colts.



Gordon King

Offensive Tackle • 1977

Overpowering lineman starred on Stanford's 1977 Sun Bowl championship team ... great size and physical strength ... first team All-America and All-Pac-10 in 1977 ... first-round draft pick -- 10th selection -- in 1978 NFL Draft by the New York Giants ... 10-year pro football career.



Jim Lawson

End • 1924

Stanford's first All-American ... consensus first team choice in 1924 after leading Cardinal to 8-1-1 mark and Rose Bowl appearance against Notre Dame ... versatile two-way player ... member of Stanford's Football Hall of Fame.



Pete Lazetic

Defensive Tackle • 1971

Ringleader of Stanford's "Thunder Chickens," the rugged defensive line on the 1971 and 1972 Rose Bowl championship teams ... one of the most popular players in Stanford history ... tremendous pass rusher with exceptional strength ... known for playing hurt ... earned National Player of the Week honors in 1970 and 1971 ... first team All-Pac-8 selection in 1971 ... selected in the second round of the 1972 NFL Draft.



Andrew Luck

Quarterback • 2011

Walter Camp Football Foundation Player of the Year ... Maxwell Trophy winner ... two-time Pac-12 Conference Offensive Player of the Year ... Johnny Unitas Golden Arm Trophy winner ... first team All-America by Walter Camp Football Foundation and American Football Coaches Association of America ... second to Baylor's Robert Griffin III in 2011 Heisman Trophy balloting ... Capital One Academic All-America of the Year ... led Cardinal to 11-2 record and second straight BCS Bowl appearance ... 288 of 404 (.713) passing for 3,517 yards and 37 touchdowns ... ranked first in Pac-12 in passing efficiency (167.5) and fifth in passing yards per game (270.5) ... broke own single-season record for touchdown passes ... three or more touchdowns in eight games in 2011 and 15 times in 38 career starts ... catalyst for Cardinal offense that averaged 43.2 points/game, which ranked second in the Pac-12 and fifth nationally.



Owen Marecic

All-Purpose • 2010

All-America recognition by the American Football Coaches Association of America as an all-purpose player ... 10th in Heisman Trophy balloting ... Paul Hornung Award winner ... only FBS player to start on both sides of the ball ... full-time starter at fullback and linebacker ... averaged 110 plays/game ... primarily a blocking fullback ... 46 yards rushing and five touchdowns ... Stanford's fifth leading tackler at inside linebacker with 51 tackles, two sacks and two interceptions ... scored on both sides of the ball just seconds apart in Stanford's win at Notre Dame -- capped 11-play, 49-yard scoring drive with one-yard run at the 7:45 mark of the fourth quarter, and returned an interception 20 yards for a touchdown on the Irish's first play from scrimmage following the ensuing kickoff.



Ken Margerum

Flanker • 1979, 1980

Only two-time first team All-American among Stanford's impressive all-time roster of great wide receivers ... finished career as Stanford's (then) all-time leader in receiving yards (2,430) and touchdowns (30) ... second with 141 career receptions ... consensus two-time first team All-America ... three-time All-Pac-10 ... Academic All-America ... 30 career touchdown receptions set Pac-10 record ... 53 receptions in 1978, 41 in 1979 and 44 in 1980 ... third-round selection in 1981 NFL Draft by the Chicago Bears ... won Super Bowl ring with Chicago in Super Bowl XX ... member of Stanford's Athletic Hall of Fame.



Jonathan Martin
Offensive Tackle • 2011

Walter Camp Football Foundation and American Football Coaches' Association first team All-America ... two-time first team All-Pac-12 ... Lombardi Award finalist ... started 37 of 39 career games at left tackle ... run-blocking ability helped Cardinal average 210.6 yards/game on the ground, second-best mark in Pac-12 and 18th nationally ... Stanford finished season with 2,738 yards on the ground, third-highest single-season mark in school history.



Ed McCaffrey
Wide Receiver • 1990

Caught 61 passes for 917 yards and eight touchdowns as a senior in 1990 ... first team All-Pac-10 and first team Academic All-American in 1990 ... ranked among Stanford's all-time best with 2,333 career receiving yards ... 53 receptions for 871 yards as a junior ... fearless receiver over the middle with great size, hands and leaping ability ... played in the NFL from 1991-2003 with the New York Giants, San Francisco 49ers and Denver Broncos ... member of three Super Bowl Championship teams.



Bill McColl
End • 1950

Unquestionably one of the great players of his era ... Pacific Coast Conference record setter in 1950 with 39 receptions for 671 yards ... led 1951 squad to conference title and Rose Bowl appearance ... fourth in 1951 Heisman Trophy balloting after catching 42 passes for 607 yards and seven touchdowns ... 106 career receptions for 1556 yards and 14 touchdowns ... earned medical degree at University of Chicago while playing for the NFL's Chicago Bears from 1952-59 ... named to College Football Hall of Fame in 1973.



Duncan McColl
Defensive End • 1976

Joined, father Bill McColl, as only father-son All-American football combination in Stanford history ... led team in virtually every defensive category last two seasons ... second team All-America in 1975, first team All-America in 1976 ... set Cardinal records in 1976 for tackles for loss (26) and in 1975 with 17 sacks ... two-time first team All-Pac-10 ... lived in opposing backfields throughout his career ... tough, aggressive, big play performer.



Glyn Milburn
Running Back • 1992

Despite playing three seasons at Stanford after transferring from Oklahoma, finished career second at Stanford and third in the Pac-10 with 5,857 career all-purpose yards ... spectacular athlete was one-man human highlight reel ... outstanding punt and kickoff returner ... set school record with 2,222 all-purpose yards in 1990 ... 2,121 all-purpose yards in 1992 and led Cardinal to Blockbuster Bowl victory over Penn State ... among school's all-time leaders in career all-purpose yards (5,857), rushing yards (2,178 yards), receptions (141), punt return yards (1,026), punt return average (13.7), kickoff return yards (1,162) and kickoff return average (23.2) ... Pac-10 record 379 all-purpose yards in 1990 Big Game against Cal ... nine-year NFL career with Denver Broncos, Detroit Lions, Chicago Bears and San Diego Chargers.



Phil Moffatt
Halfback • 1930

One of the most versatile and talented halfbacks to play at Stanford ... played running back, defensive back and kick returner ... 5.9 yards/carry throughout career, highest total in Stanford history ... among school's all-time best in career interceptions (20), season interceptions (9), season punt return yardage (472), season punt returns (41) and single-game punt returns (14) ... member of Stanford's "All-Oldtimer's Team" ... 1,139 career rushing yards and 12 touchdowns on 193 carries.



Ty Montgomery
Kick Returner • 2013

Consensus All-America choice at kick returner as a junior ... first team All-Pac-12 at kick returner and second-team All-Pac-12 at wide receiver in 2013 ... 2013 Jet Award winner, given to nation's top kick return specialist ... led nation during regular season with 31.2 yards/kickoff return (30.3 overall) ... two kick returns for touchdowns ... ninth nationally with 157.7 all-purpose yards/game ... 10 games with at least 100 plus all-purpose yards in leading Stanford to second straight Pac-12 title in 2013 ... led Stanford to pair of Pac-12 titles and two Rose Bowl trips.



Sam Morley
End • 1953

Stanford's top receiver for All-American quarterback Bobby Garrett ... two-time all-conference ... led team with 45 receptions for 594 yards and six touchdowns in 1953 ... 40 catches for 523 yards six touchdowns in 1952 ... 100 career receptions.

**Monk Moscrip**

End • 1934, 1935

One of the most valuable members of the “Vow Boys” teams that played in three straight Rose Bowls from 1933-35 ... known as a great defensive player who completely shut down opposing offenses on his side of the field ... two-time first team All-American at end ... named to College Football Hall of Fame in 1985.

**Trent Murphy**

Outside Linebacker • 2013

Consensus All-America ... Walter Camp, AFCA, FWAA, and The Sporting News first-team performer ... 14 games started at outside linebacker as a fifth-year senior in 2013 ... 62 tackles (37 solo), two forced fumbles, six pass breakups and one blocked kick in 2013 ... ended Stanford career with 40 consecutive starts ... 32.5 career sacks ranked third-best in Stanford history while 52.5 career tackles for loss ranked fifth-best ... ranked second in the nation with 1.07 sacks/game in 2013 ... semifinalist for Bednarik and Rotary Lombardi Awards ... led Stanford to pair of Pac-12 titles and two Rose Bowl trips ... selected in second round -- 47th overall -- by the Washington Redskins in the 2014 NFL Draft.

**Brad Muster**

Fullback • 1986

Two-time first team All-Pac-10 ... first team Academic All-American in 1987 ... finished career ranked second in rushing yards (2,940) and receptions (194) ... 78 receptions in 1985 set a (then) school single-season record ... 204 rushing yards against California in 1984 ... 1,053 rushing yards in 1986, becoming second Stanford running back to rush for over 1,000 yards in a season ... first-round selection -- 23rd overall -- in the 1988 NFL Draft.

**Darrin Nelson**

Halfback • 1981

One of the great players in Stanford history ... 1981 Kodak first team All-America ... only four-time All-Pac-10 selection in school history ... school record holder in yards rushing (4,033), all-purpose running (6,885), receptions (214), scoring (242) and touchdowns scored (40) when career ended ... first team Academic All-America ... first player in college football history to rush for over 1,000 yards and catch more than 50 passes in a season -- a feat he accomplished three times in four seasons ... played at Stanford in 1977 and 1978, missed the 1979 season due to an injury, and returned to play in 1980 and 1981 ... sixth in the 1981 Heisman Trophy balloting ... first-round pick by the Minnesota Vikings in 1982 ... 11-year career in the NFL ... voted into the College Football Hall of Fame Class of 2014.

**Ernie Nevers**

Fullback • 1925

One of the greatest college football players of all-time ... consensus All-American in 1925 ... led Stanford to 21-5-1 record from 1923-25, including trip to 1925 Rose Bowl ... Sports Illustrated's “Greatest College Football Player of All Time” in 1962 ... NCAA's All-Time All-America team in 1969 ... played all 60 minutes and rushed for 114 yards on 34 carries despite playing with two injured ankles in 1925 Rose Bowl against Notre Dame's Four Horsemen ... one of only three Stanford football players to have jersey number retired ... inducted into the College Football Hall of Fame in 1951.

**Don Parish**

Linebacker • 1969

Two-time first team All-Pac-8 at inside linebacker ... 1969 first team All-America by the Associated Press, The Sporting News and Time Magazine ... one of Stanford's top defensive weapons as he led the team in tackles each season 1968 (143) and 1969 (141) ... selected in fourth round of 1970 NFL Draft by the St. Louis Cardinals.

**Jim Plunkett**

Quarterback • 1970

Heisman Trophy winner in 1970 ... consensus first team All-America ... led Stanford to 27-17 upset victory over Ohio State in 1971 Rose Bowl ... 1971 Rose Bowl MVP after completing 20 of 30 passes for 265 yards and one touchdown ... threw for 2,715 yards and 18 touchdowns on 191 of 358 passing in 1970 ... finished career with school and NCAA record 7,887 total offensive yards ... completed 530 of 962 career passes for 7,544 yards and 52 touchdowns, setting (then) school records in every passing category ... top pick in the 1971 NFL Draft by the New England Patriots ... won two Super Bowl titles in 16 seasons in the NFL ... MVP of Super Bowl XV ... jersey No. 16 was retired by Stanford in 1991 ... inducted into the College Football Hall of Fame in 1990.

**Seraphim Post**

Offensive Guard • 1928

Consensus All-America in 1928 ... Seraphim “Dynamite” Post teamed with Don Robesky to form college football's most dominating pair of offensive guards ... helped Stanford to 8-3-1 record in 1928 ... lettered in 1927 as member of Stanford's Rose Bowl team.

**Luke Powell**

Kick Returner • 2001

Football Writers Association of America first teamer at kick returner ... first Stanford player to ever earn first team All-America honors as kick returner ... second in NCAA and first in Pac-10 with 16.0 yard punt return average -- 19 returns for 304 yards -- in 2001 ... three punt returns of over 45 yards, including a season-best 58-yard return in 2001 regular season finale at San Jose State.

**Bob Reynolds**

Offensive Tackle • 1934

One of the truly great college football players of his era ... starred on both sides of the ball for the “Vow Boys” from 1933-35 ... set school record that will never be equaled by playing all 60 minutes for Stanford in the 1934, 1935 and 1936 Rose Bowl games ... inducted into the College Football Hall of Fame in 1961.

S STANFORD FOOTBALL

HISTORY & RECORDS



Don Robesky
Offensive Guard • 1928

Three-year letterwinner from 1926-28 ... best known as being part of the best offensive guard tandem in college football in 1928 along with teammate and fellow first team All-American Seraphim Post ... started for Stanford in the 1927 Rose Bowl against Alabama and the 1928 Rose Bowl against Pittsburgh ... his three teams at

Stanford went 10-0-1 in 1926, 8-2-1 in 1927 and 8-3-1 in 1928.



Ken Rose
End • 1949

Two-year letterman in 1948 and 1949 under head coach Marchmont Schwartz ... The Newspaper Enterprise Association first team All-America ... Rose's quarterback in 1949 was Gary

Kerkorian, then a sophomore and later to be All-America himself ... scored only touchdown in the 1948 Big Game on 11-yard reception.



Ted Shipkey
End • 1926

Three-year letterman from 1924-26 ... third All-American football player in school history ... played all 60 minutes in the 1925 Rose Bowl against Notre Dame and the Four Horseman and the 1927

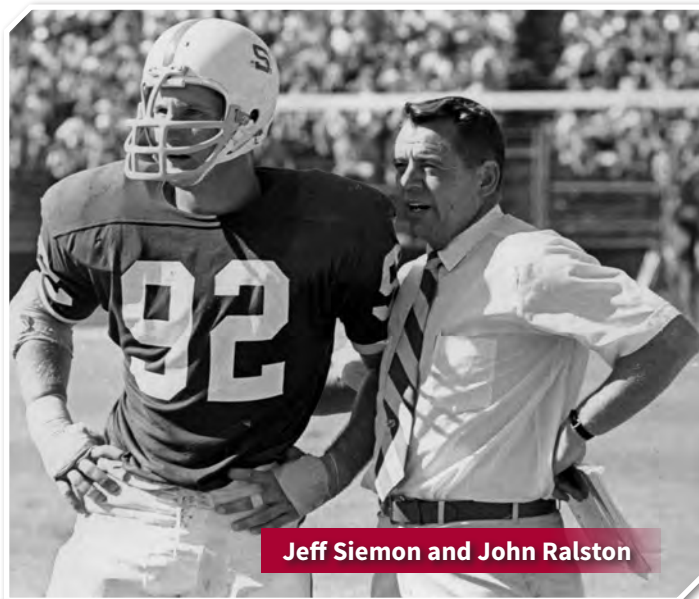
Rose Bowl against Alabama ... scored Stanford's only touchdown in the 1925 Rose Bowl ... in three seasons, his teams went 24-3-1, appeared in two Rose Bowls and won the 1926 national championship.



Jeff Siemon
Linebacker • 1971

One of the great linebackers in Stanford football history ... heart and soul of Stanford's defense during the 1970 and 1971 Rose Bowl seasons ... first team All-Pac-8 ... 112 tackles in 1971 ... 15 tackles

in Indians' 27-17 Rose Bowl win over Michigan in 1972 ... selected in first round -- 10th pick overall -- of 1972 NFL Draft by the Minnesota Vikings ... spent all of his 11 NFL seasons with the Vikings ... inducted into the College Football Hall of Fame in 2006.



Jeff Siemon and John Ralston



Malcolm Snider
Offensive Tackle • 1968

The Sporting News first team All-America ... first team All-Pac-8 in 1968 ... second team All-Pac-8 in 1967 ... one of the top offensive tackles in college football in 1968 ... third-round pick of the Atlanta Falcons in the 1970 NFL Draft.



Roger Stillwell
Defensive End • 1973

Teamed with Pat Donovan on the defensive line in 1973 to give Stanford one of the top duos in college football ... Associated Press first team All-America ... first team All-Pac-8 ... 62 tackles

in 1973 ... first team All-West Coast by UPI with 66 tackles in 1972 ... selected by the Chicago Bears in 1975 NFL Draft.



Chuck Taylor
Offensive Guard • 1942

No one has had more of an impact on any team at Stanford than Taylor, who was a player, coach and athletic director on The Farm ... spent over 30 years at Stanford ... one of only two people in

history to be a player, coach and athletic director in the Rose Bowl ... member of "Wow Boys" team in 1940 that went 10-0 and beat Nebraska in the Rose Bowl ... first team All-American in 1942 ... Stanford's head coach from 1951-57, compiling 40-29-2 record ... 1951 team went 9-2 and played in the 1952 Rose Bowl ... Stanford's athletic director from 1963-71, during which Stanford played in the 1971 and 1972 Rose Bowls ... elected to College Football Hall of Fame in 1984.



Chase Thomas
Outside Linebacker • 2011

The Sporting News first team All-America and first team All-Pac-12 marks after sensational junior campaign ... fourth on squad with 52 tackles ... led Pac-12 in tackles for loss/game at 1.35 (17.5

total) and tied for second in sacks/game at 0.65 (8.5 total) ... five forced fumbles (0.38/game), second in conference and tied for 10th nationally ... five or more tackles in six games.



Chuck Taylor



Troy Walters

Flanker • 1999

One of the most prolific wide receivers in Pac-10 and Stanford history ... consensus first team All-America in 1999 and winner of Biletnikoff Award, emblematic of nation's top wide receiver ... Pac-10 record holder for career receptions, career receiving yards, receiving yards in a single season and longest pass play ... Stanford record holder for career receptions (244), career receiving yards (3986), receptions in a single season (86), receiving yards in a single season (1456), longest pass play (98) and receiving yards in a single game (278) ... led Stanford to 1999 Pac-10 title and Rose Bowl berth ... 1999 Pac-10 Offensive Player of the Year ... first team Academic All-America ... played for Minnesota Vikings, Indianapolis Colts, Arizona Cardinals and Detroit Lions in nine NFL seasons.



Bob Whitfield

Offensive Tackle • 1990, 1991

A tremendous offensive tackle who must be considered among the best in school history ... two-time All-America ... two-time All-Pac-10 ... played every down as a freshman in 1989 ... started all 34 games in three-year Stanford career ... left after his junior season to play professional football ... first-round draft pick -- eighth overall -- in 1992 NFL Draft by the Atlanta Falcons ... played 15 years in the NFL for Atlanta (1992-2003), Jacksonville (2004) and New York Giants (2005-06).



Paul Wiggin

Defensive Tackle • 1955, 1956

Two-time first team All-America ... joined Chuck Taylor and David Shaw as one of only three players in school history to return as Stanford's head football coach ... three-year starter at defensive tackle (1954-56) ... 11-year career in the NFL which included three world championship games and one world championship with the Cleveland Browns ... coached in the NFL for 12 seasons ... head coach of the Kansas City Chiefs from 1975-77 ... Stanford's head football coach from 1980-83 ... named to the College Football Hall of Fame in 2005.



Tank Williams

Free Safety • 2001


The first defensive back in Stanford history to earn first team All-America honors ... first team All-America by the American Football Coaches Association ... 201 career tackles, nine interceptions, nine tackles for loss and four quarterback sacks ... tied for ninth on Stanford's all-time interception list with nine ... 30 games started at free safety from 1999-2001, including all 12 in 2001, 11 in 2000 and seven in 1999 ... second team All-Pac-10 in 2000 ... selected in the second round -- 45th overall -- in 2002 NFL Draft by the Tennessee Titans, and started in all 16 regular season games in his rookie campaign.



Kailee Wong

Defensive End • 1997

First team All-America by Football News ... led Pac-10 in sacks (12) and tackles for loss (22) ... two-time first team All-Pac-10 ... 26 career quarterback sacks and 50 tackles for loss ... led the team in both categories as a junior and senior ... team MVP in 1996 and 1997 ... started 37 games from 1994-97 ... 12 sacks and 21 tackles for loss as a junior ... 1997 Sun Bowl Defensive MVP ... selected in second round -- 51st overall -- of 1998 NFL Draft by the Minnesota Vikings ... played nine seasons in the NFL for Minnesota and the Houston Texans.



Dave Wyman

Inside Linebacker • 1986


A three-year starter at inside linebacker, Wyman was named First Team All-Pac-10 and First Team All-American by The Sporting News in '86 ... Recorded 169 tackles in 1986 -- the second best single season in school history ... He registered 144 tackles in 1983 and 128 in 1984 ... An injury forced him to redshirt the 1985 season ... Second round pick of the Seattle Seahawks in 1987 ... Played in the NFL for 10 years.



David Yankey

Offensive Tackle/ Guard • 2012

Unanimous All-America pick in 2013, the eighth in program history ... first two-time first team All-American at Stanford since Bob Whitfield (1990-91) ... one of the most versatile offensive linemen in all of college football ... consensus All-America performer in 2012 ... winner of 2012 Morris Trophy, by vote of conference's defensive lineman as the outstanding offensive lineman in the Pac-12 ... played four of the five offensive line positions in 2012, plus tight end and wing ... protected two first-year starting quarterbacks for a conference-low 17 sacks in the regular season ... two-time first team All-Pac-12 ... team captain and Stanford's Al Masters Award winner ... semifinalist for Lombardi Award and Outland Trophy ... led Stanford to pair of Pac-12 titles and two Rose Bowl trips ... selected in the fifth round -- 145th overall -- by the Minnesota Vikings in the 2014 NFL Draft.



Bob Whitfield



College Football Hall of Fame

Stanford's College Football Hall of Fame Inductees

Coaches

Year	Coach	Record	Years Coached
1951	Walter Camp	11-3-3	1892; 1894-95
1951	Fielding Yost	7-4-2	1900
1951	Andy Kerr	11-7-0	1922-23
1951	Pop Warner	71-17-8	1924-32
1968	Clark Shaughnessy	16-3-0	1940-41
1984	Chuck Taylor	40-29-2	1951-57
1992	John Ralston	55-36-3	1963-71

Players

Year	Coach	Position	Years Played
1951	Ernie Nevers	FB	1923-25
1955	Bobby Grayson	FB	1933-35
1956	Frank Albert	QB	1939-41
1957	Bill Corbus	G	1931-33
1961	Bob Reynolds	T	1933-35
1972	Bones Hamilton	HB	1933-35
1973	Bill McColl	E	1949-51
1982	Hugh Gallarneau	FB	1938-40
1984	Chuck Taylor	G	1940-42
1985	Monk Moscrip	RB	1933-35
1986	John Brodie	QB	1954-56
1990	Jim Plunkett	QB	1968-70
1995	Chris Burford	E	1956-59
2000	John Elway	QB	1979-82
2005	Paul Wiggin	DT	1953-55
2006	Jeff Siemon	LB	1969-71
2009	Ken Margerum	WR	1977-80
2014	Darrin Nelson	HB	1977-78, 80-81

John Elway was inducted into the College Football Hall of Fame in 2000.



Walter Camp
1892; 1894-95



Fielding Yost
1900



Andy Kerr
1922-23



Pop Warner
1924-32



Clark Shaughnessy
1940-41



Chuck Taylor
1951-57



John Ralston
1963-71



Ernie Nevers
1923-25



Bobby Grayson
1933-35



Frank Albert
1939-41



Bill Corbus
1931-33



Bob Reynolds
1933-35



Bones Hamilton
1933-35



Bill McColl
1949-51



Hugh Gallarneau
1938-41



Chuck Taylor
1940-42



Monk Moscrip
1933-35



John Brodie
1968-70



Jim Plunkett
1968-70



Chris Burford
1956-59



John Elway
1980-83



Paul Wiggin
1953-55



Jeff Siemon
1969-71



Ken Margerum
1977-80



Darrin Nelson
1977-78, 80-81





Stanford Athletics Hall of Fame

The Stanford Athletic Hall of Fame was the brainchild of the late Walt Gamage, a longtime sports editor of the Palo Alto Times. Gamage, who had previously worked on a number of neighborhood newspapers in the Chicago area, moved to Palo Alto in 1944 and quickly became interested in Stanford sports. In early 1954, Gamage set out to organize the Hall of Fame. The first class of inductees, including 34 of the greatest names in Stanford sports history, was announced in a full-page spread in the Palo Alto Times on December 21, 1954.

A more complete history and additional information about the Stanford Athletic Hall of Fame can be obtained at the Sydney and Theodore Rosenberg Stanford Athletic Hall of Fame Room, which is located on the first floor of the Arrillaga Family Sports Center at 641 East Campus Drive between Maples Pavilion and the Taube Family Tennis Stadium.

A total of 88 Stanford football players and coaches have been inducted into the school's hall of fame, including 2012 inductee Ron George.

Here's a complete listing of the football players and coaches who have earned a spot in Stanford's Athletic Hall of Fame:

Frank Albert, '42
Frank Alustiza, '36

Bruno Banducci, '43
Benny Barnes, '72
Guy Benjamin, '77
John Brodie, '57
Jackie Brown, '72
George Buehler, '69
Don Bunce, '71
Chris Burford, '60

Ernie Caddel, '33
Gordy Ceresino, '79
Jack Chapple, '64
Toi Cook '87
Bill Corbus, '34
Murray Cuddeback, '25
Ed Cummings, '62

Dud DeGroot, '23

Steve Dils, '78
Pat Donovan, '75

John Elway, '83
Chuck Evans, '79

Skip Face, '61

Hugh Gallarneau, '41
Bob Garrett, '54
Ron George, '92
Bob Grayson, '36

Bones Hamilton, '36
Ray Handley, '66
Walt Heinecke, '30
Tony Hill, '77
Biff Hoffman, '29
Brian Holloway, '81
Dick Horn, '52
Dick Hyland, '28

Gary Kerkorian, '52
Gordon King, '77
Pete Kmetovic, '42

Jim Lawson, '25
Pete Lazetich, '72
Vic Lindskog, '42
James Lofton, '78
John Lynch '93

Norm Manoogian, '53
Ken Margerum, '81
Ed McCaffrey, '90
Bill McColl, '52
Duncan McColl, '77
Hal McCreery, '28
Phil Moffatt, '32
Bob Moore, '71
Sam Morley, '53
Monk Moscrip, '36
Wes Muller, '36
Brad Muster, '88
Darrin Nelson, '82
Ernie Nevers, '26
Blaine Nye, '68

Don Parish, '70
John Paye, '87
Jim Plunkett, '71
Seraphim Post, '29

John Ralston (Head Coach, 1963-71)
Bob Reynolds, '36
Don Robesky, '29
Ken Rose, '49
Harlow Rothert '31

John Sandee III, '71
Clark Shaughnessy (Head Coach, 1940-41)
Harry Shipkey, '25
Ted Shipkey, '27
Jeff Siemon, '72
Bob Sims, '29
Malcolm Snider, '69
Norm Standlee, '41
Roger Stillwell, '74

Chuck Taylor, '43
(Head Coach, 1951-57)
Dink Templeton, '21
Keith Topping, '36

Tommy Vardell, '92
Randy Vataha, '71
Garin Veris, '85

Bill Walsh (Head Coach, 1977-78; 1992-94)
Glenn "Pop" Warner (Head Coach, 1924-32)
Gene Washington, '69
Bob Whitfield, '91, '93
Paul Wiggin, '57
Dave Wyman, '87



Frank Albert

Tommy Vardell

Gene Washington

John Lynch

Bill McColl



STANFORD FOOTBALL

HISTORY & RECORDS

Senior Bowl Selections

All-American Football Classic

2006 J.R. Lemon RB

Blue-Gray All-Star Classic

1973 Randy Polt DB
 William J. Reid, III C
 1974 Scott Laidlaw RB
 Drew Palin OT
 1975 Todd Anderson C
 Ted Pappas TE
 Bill Singler WR
 1976 Mike Cordova QB
 Tony Hill WR
 Mike Michel CB/P
 1979 Chuck Evans LB
 1981 John Macaulay C
 Doug Rogers OT
 1982 Chris Rose OG
 1983 Mike Tolliver WR
 1984 Emile Harry WR
 Matt Moran OT
 1985 Greg Baty TE
 1989 Lester Archambeau DT
 1990 Kevin Scott CB
 Jono Tunney ILB
 1994 Tony Cline TE
 Mike Jerich OT
 1997 Greg Comella FB
 Damon Dunn WR
 Carl Hansen DT
 Jon Haskins ILB
 1998 Kevin Miller P/PK
 Geoff Wilson OT
 2000 Russell Stewart TE

East-West Shrine Game

1925 Scotchy Campbell H
 Norman Cleaveland H
 Jack Patrick F
 Harry Shipkey T
 1927 J.E. Raffetto T
 1928 Clifford Hoffman B
 Don Robesky G
 Roland Sellman T
 Bob Sims H
 1930D H. Dickson Bogue T
 William Clark H
 1932 Chuck Ehrhorn T
 Philip Neill E
 1933 Ernie Caddel B
 Don Colvin E
 1937 Claude Callaway T
 1938 Grant Stone T
 Louis Tsoutsouvas C
 1939 Anthony Calvelli C
 William Paulman F
 1940 Stan Anderson T
 Hampton Pool G
 1942 Frank Albert B
 Vic Lindskog C
 1943 Bruno Banducci G
 Ed Stamm T
 Chuck Taylor G
 1944 Dave Brown E
 Hank Norberg E
 1948 Ainslie Bell B
 George Quist B
 1949J Robert Rohrer G
 1949D Jim Castagnoli C
 Emery Mitchell B
 Ken Rose E
 1950 Russell Pomeroy T
 Bruce Van Alstyne E
 1954 Robert Garrett QB
 Sam Morley E
 Ted Tanner C

1955D Joe Long C
 Tony Mosich T
 Bill Tarr B
 1956 John Brodie B
 Carl Isaacs E
 Paul Wiggins T
 1957 Jon Douglas B
 Gary Van Galder E
 1958 Troy Barbee T
 Roch Conklin C
 1960J Chris Burford E
 Ben Robinson E
 1960D William "Skip" Face B
 Dean Hinshaw T
 1962 Ed Cummings B
 1963 Marvin Harris G
 1965J Jack Chapple G
 Robert Nichols T
 Dick Ragsdale B
 1965D Ray Handley B
 Craig Ritchey DB
 1966 Dave Lewis B
 John Mason E
 Tim Sheehan C
 1967 Blaine Nye DT
 Jack Root B
 1968 Malcolm Snider OT
 Gene Washington HB
 1969 Bubba Brown DB
 Don Parish LB
 Bob Reinhard OG
 1972 Jim Merlo LB
 1973 Mike Boryla QB
 Rod Garcia K
 Bill Reid C
 1974 Pat Donovan DE
 Gordon Riegel LB
 1976 Geb Church LB
 Mike Langford K
 1977J Tony Hill WR
 Duncan McColl DE/T
 1977D Mike Michel K
 1979 Gordy Ceresino LB
 Steve Dils QB
 Phil Francis RB
 1980 Chuck Evans DL
 Turk Schonert QB
 1981 Ken Naber K
 1982J John Macaulay C
 Andre Tyler WR
 1983 Chris Dressel TE
 John Elway QB
 Vincent White RB
 1984 Mike Tolliver WR
 Vaughn Williams DB
 1985 Emile Harry WR
 Brent Martin C
 Garin Veris DL
 1986 John Barns OL
 1987 Thomas Henley RB
 Dave Wyman ILB
 1988 Jeff James WR
 Brad Muster RB
 1989 Ray Huckestein DT
 Andy Sinclair C
 1990 Lester Archambeau DL
 Rob Hinckley OLB
 1991 Ed McCaffrey WR
 Kevin Scott DB
 Jono Tunney LB
 1992 Chris Walsh WR
 1993 Chris Dalman OG
 Ron George LB
 Glyn Milburn RB
 1995 Justin Armour WR
 Jason Fisk NT
 Steve Stenstrom QB
 1996 Jeff Buckley OT
 Mark Harris WR
 1997 Brad Badger OG

Greg Clark TE
 Brian Manning FL
 1998 Anthony Bookman RB
 Chris Draft ILB
 Kailee Wong DE
 1999 Donnie Spragan OLB
 2000 Todd Husak QB
 2001 Riall Johnson OLB
 2002 Randy Fasani QB
 Zack Quaccia OL
 2003 Kerry Carter RB
 Matt Leonard DT
 Casey Moore FB
 2004 Amon Gordon DT
 Brett Pierce TE
 Luke Powell FL
 2005 David Bergeron LB
 Will Svitek DL
 2006 Jon Alston LB
 Kevin Schimmelmann LB
 2007* Jon Alston LB
 2008 Mark Bradford WR
 2009 Pannel Egboh DE
 2010 Ekom Udofia DT
 Chris Marinelli OL
 2011 Ryan Whalen WR
 2013 Josh Mauro DT
 Khalil Wilkes OL

J - January; D - December; *Selected, did not play

Hula Bowl

1948 Pete August C
 John Godfrey G
 1952 Harry Hugasian G
 Bill McColl E
 1954 Bobby Garrett B
 Sam Morley E
 1956 Bill Tarr B
 1957 John Brodie QB
 Donn Carswell G
 Paul Wiggins T
 1960 Chris Burford E
 1961 Dean Hinshaw T
 1963 Ed Cummings B
 1964 Marv Harris G
 1965 John Chapple G
 Bob Nichols T
 1966 Ray Handley B
 Craig Ritchey B
 1967 Dave Lewis B
 Tim Sheehan C
 1968 Blaine Nye T
 1969 George Buehler G
 Malcolm Snider T
 Gene Washington WR
 1970 Don Parish LB
 Bob Reinhard G
 1971 Jim Plunkett QB
 Bob Moore E
 John Sande III C
 1972 Don Bunce QB
 Jeff Siemon LB
 1973 Jim Merlo LB
 1974 Rod Garcia K
 Randy Polt DB
 Bill Reid C
 1975 Roger Stillwell DL
 1976 Ted Pappas TE
 1977 Duncan McColl DL
 Mike Michel K/P
 1978 Mark Hill G
 Steve Foley DB
 1980 Andre Hines OL
 Ken Margerum WR
 Milt McColl LB
 1982 Darrin Nelson RB
 1983 Kevin Bates LB
 1984 John Bergren DT
 1985 Tom Briebl LB
 1988 Eric Snelson TE
 1989 Ray Huckestein DT

Andy Sinclair C
 1990 Alan Grant CB
 1992 Tom Vardell RB
 1993 Chris Dalman C
 Ron George LB
 John Lynch SS
 Glyn Milburn RB
 1995 Justin Armour WR
 1996 T.J. Gaynor C
 Jason White DE
 1997 Brian Manning FL
 1998 Chris Draft ILB
 Damon Dunn WR
 Jon Haskins ILB
 Jon Ritchie FB
 Kailee Wong DE
 1999 Geoff Wilson OT
 2000 Todd Husak QB
 2001 Riall Johnson OLB
 2006 T.J. Rushing CB
 2007 David Lofton S
 2008 T.C. Ostrander QB
 Evan Moore WR

Magnolia Gridiron Classic

2006 J.R. Lemon RB

Rotary Gridiron Classic

2001 DeRonnie Pitts WR

Senior Bowl

1961 Skip Face B
 Dick Norman B
 1963 C.B. Simons C
 1969 Gene Washington FL
 1972 Pete Lazetich DL
 1974 Mike Boryla QB
 1977 Tony Hill WR
 1978 Guy Benjamin QB
 Gordon King OL
 James Lofton WR
 1979 Gordy Ceresino LB
 Steve Dils QB
 1981 Brian Holloway OL
 Ken Margerum WR
 1982 Doug Rogers DL
 1985 Brent Martin C
 Garin Veris DL
 1988 Jeff James WR
 1990 Alan Grant DB
 1991 Ed McCaffrey WR
 1994 Vaughn Bryant DB
 1996 Eric Abrams K
 2001 Willie Howard DT
 2002 Eric Heitmann OL
 Tank Williams DB
 Coy Wire DB
 Casey Moore FB
 2003 Kirk Chambers OL
 2004 Oshiomogho Atogwe DB
 2005 Jared Newberry LB
 Alex Smith TE
 Stanley Wilson DB
 2006 Jon Alston LB
 Julian Jenkins DE
 Babatunde Oshinowo NT
 2011 Owen Marecic FB
 Sione Fua NG
 Richard Sherman DB
 2012 Stepfan Taylor RB
 Chase Thomas LB
 2013 Ryan Hewitt FB
 Trent Murphy OLB/DE

Texas vs. the Nation

2009 Alex Fletcher C
 Pannel Egboh DE
 Anthony Kimble RB



Bowl History

All-Time Bowl Appearances (Bowl Record: 11-13-1)

Season	Bowl	Opponent	Result	Score	Season	Bowl	Opponent	Result	Score
1901	Rose Bowl Game (Jan. 1, 1902)	Michigan	L	0-49	1986	Gator Bowl (Dec. 27, 1986)	Clemson	L	21-27
1924	Rose Bowl Game (Jan. 1, 1925)	Notre Dame	L	10-27	1991	Aloha Bowl (Dec. 25, 1991)	Georgia Tech	L	17-18
1926	Rose Bowl Game (Jan. 1, 1927)	Alabama	T	7-7	1992	Blockbuster Bowl (Jan. 1, 1993)	Penn State	W	24-3
1927	Rose Bowl Game (Jan. 1, 1928)	Pittsburgh	W	7-6	1995	Liberty Bowl (Dec. 30, 1995)	East Carolina	L	13-19
1933	Rose Bowl Game (Jan. 1, 1934)	Columbia	L	0-7	1996	Sun Bowl (Dec. 31, 1996)	Michigan State	W	38-0
1934	Rose Bowl Game (Jan. 1, 1935)	Alabama	L	13-29	1999	Rose Bowl Game (Jan. 1, 2000)	Wisconsin	L	9-17
1935	Rose Bowl Game (Jan. 1, 1936)	Southern Methodist	W	7-0	2001	Seattle Bowl (Dec. 27, 2001)	Georgia Tech	L	14-24
1940	Rose Bowl Game (Jan. 1, 1941)	Nebraska	W	21-13	2009	Sun Bowl (Dec. 31, 2009)	Oklahoma	L	27-31
1951	Rose Bowl Game (Jan. 1, 1952)	Illinois	L	7-40	2010	Orange Bowl (Jan. 3, 2011)	Virginia Tech	W	40-12
1970	Rose Bowl Game (Jan. 1, 1971)	Ohio State	W	27-17	2011	Fiesta Bowl (Jan. 2, 2012)	Oklahoma State	L	38-41 (OT)
1971	Rose Bowl Game (Jan. 1, 1972)	Michigan	W	13-12	2012	Rose Bowl Game (Jan. 1, 2013)	Wisconsin	W	20-14
1977	Sun Bowl (Dec. 31, 1977)	Louisiana State	W	24-14	2013	Rose Bowl Game (Jan. 1, 2014)	Michigan State	L	24-20
1978	Bluebonnet Bowl (Dec. 31, 1978)	Georgia	W	25-22					

1902 Rose Bowl Game

Michigan 49, Stanford 0

January 1, 1902 • Pasadena, Calif.

Score by Half	1	2	Final
Michigan	17	32	49
Stanford	0	0	0

Approximately 8,500 people crowded into Tournament Park on the California Institute of Technology campus to witness the first Rose Bowl Game. The best in the West versus the best in the East had been brought together by tournament officials to attract more national attention to their pageant.

What spectators got was a flat-out massacre by the “point-a-minute” Michigan Wolverines, who had outscored opponents 501-0 during the regular season.

Coached by Fielding H. Yost, an assistant at Stanford the year before, Michigan outplayed Stanford in every aspect of the game. For the Wolverines, fullback Neil Snow rushed for five touchdowns and Ev Sweeley punted for almost 900 yards and kicked four field goals.

In a violent game, Stanford guard William Roosevelt, a second cousin of President Teddy Roosevelt, played an astonishing 15 minutes with a broken leg before having to leave the game with fractured ribs in addition to the leg injury.

The game ended with eight minutes remaining on the clock after the two team captains agreed to finally halt the Michigan onslaught.

Following the game, the Rose Bowl Game was discontinued until the first day of 1916, when Washington State defeated Brown, 14-3.

1925 Rose Bowl Game

Notre Dame 27, Stanford 10

January 1, 1925 • Pasadena, Calif.

Score by Quarters	1	2	3	4	Final
Notre Dame	0	13	7	7	27
Stanford	3	0	7	0	10

One of the most classic Rose Bowl Game matchups occurred in 1925 when Stanford coach Pop Warner and star player Ernie Nevers went up against Knute Rockne and “The Four Horsemen” of Notre Dame.

When it was over, the Fighting Irish had a 27-10 victory, a 10-0 season and a national championship, while the Cardinals finished 7-1-1. Turnovers proved to be Stanford’s undoing in the game as three Irish touchdowns were scored on Stanford giveaways.

Nevers, Stanford’s All-American two-way star, turned in one of the greatest performances in the school’s history. Not only did he play all 60 minutes in the game, but he rushed for 114 yards, more yardage than all the Four Horsemen combined, despite having his ankles bandaged so tightly that the circulation was almost completely shut off. Both ankle bones had been broken earlier in the season and the casts had been taken off just 10 days before the Rose Bowl Game. Nevers could barely walk.

Elmer Layden was the star Horseman on this day by scoring three touchdowns for Notre Dame, two on interception returns. His 76-yard return in the second quarter moved the Irish to a 13-3 lead, and his 70-yard touchdown return in the fourth quarter provided Notre Dame with its final score.

Murray Cuddeback kicked a 17-yard field goal in the first quarter to give Stanford an early 3-0 lead. Notre Dame then scored 20 unanswered points before the Cardinals managed to score and cut the lead to 20-10.

1927 Rose Bowl Game

Stanford 7, Alabama 7

January 1, 1927 • Pasadena, Calif.

Score by Quarters	1	2	3	4	Final
Alabama	0	0	0	7	7
Stanford	7	0	0	0	7

In a game that pitted two unbeaten teams, Stanford and Alabama played to a 7-7 tie in a game that set a Rose Bowl Game attendance record of 57,417.

Pop Warner’s Stanford team entered the game with a 10-0 record while the Crimson Tide brought a 9-0 record to Pasadena. The Tide averted its first loss of the season by scoring the tying touchdown in the last minute of the game.

Stanford’s only score came in the first quarter when quarterback George Bogue connected with Ed Walker for a 20-yard touchdown.

With Stanford nursing a 7-0 lead late in the fourth quarter, Alabama’s Clark Pearce blocked a Stanford punt on the 47-yard line, which was ultimately recovered on the Indians’ 14-yard line.

Five plays later, Alabama scored a touchdown and kicked the extra point to preserve its unbeaten season.

Stanford outgained the Tide, 311-92 in total offense.

1928 Rose Bowl Game

Stanford 7, Pittsburgh 6

January 1, 1928 • Pasadena, Calif.

Score by Quarters	1	2	3	4	Final
Pittsburgh	0	0	6	0	6
Stanford	0	0	7	0	7

For the third time in four years, Stanford was selected to play in the Rose Bowl Game and for the first time, came away with a victory, beating Pittsburgh, 7-6.

Pitt's Jimmy Hagen broke a scoreless tie when he returned a fumble recovery 20 yards for a touchdown in the third quarter. Stanford quickly answered as quarterback Spud Lewis hit Biff Hoffman on a screen pass but fumbled after receiving a hard hit just before the end zone. Stanford's Frankie Wilton recovered the fumble and streaked into the end zone for the tying score.

Hoffman added the extra point to give Stanford its first Rose Bowl Game victory.

1934 Rose Bowl Game

Columbia 7, Stanford 0

January 1, 1934 • Pasadena, Calif.

Score by Quarters	1	2	3	4	Final
Columbia	0	7	0	0	7
Stanford	0	0	0	0	0

The "Vow Boys" made their first of three straight Rose Bowl Game appearances but were shut out by the Columbia Lions, 7-0.

Columbia scored the game's only touchdown in the second quarter on a skillfully executed hidden ball trick which worked to perfection. The play, known as "KF-79", began on Stanford's 17-yard line. Columbia quarterback Cliff Montgomery handed the ball off to halfback Al Barabas, who hid the ball on his hit and waited patiently. When the entire Stanford team had been either faked or blocked, Barabas ran virtually untouched into the endzone for the game's only score.

The fact the game was even played was remarkable. The Pasadena Fire Department had to pump 12 inches of water off the field after heavy rains pounded Southern California in the days leading up to the game.



1935 Rose Bowl Game

Alabama 29, Stanford 13

January 1, 1935 • Pasadena, Calif.

Score by Quarters	1	2	3	4	Final
Stanford	7	0	6	0	13
Alabama	0	22	0	7	29

Alabama's passing game led by quarterback Dixie Howell and wide receiver Don Hutson proved too much for Stanford, as the Crimson Tide handed the Indians their second straight Rose Bowl Game defeat, 29-13.

Howell completed nine of 12 passes for 160 yards while Hutson caught six passes for 164 yards and two touchdowns as the Tide completed an undefeated season.

Stanford took an early 7-0 lead in the first quarter, as Bobby Grayson carried over from a yard out for a touchdown which was set up by a Tide turnover. However, Alabama scored 22 consecutive points in the final 13 minutes of the first half to take a 22-7 lead into the locker room at intermission.

Stanford cut the lead to 22-13 in the third quarter, but the Howell-Hutson combination struck again in the fourth quarter, connecting on a 59-yard touchdown pass on a third-and-23 play from its own 41-yard line.

1936 Rose Bowl Game

Stanford 7, SMU 0

January 1, 1936 • Pasadena, Calif.

Score by Quarters	1	2	3	4	Final
Stanford	7	0	0	0	7
Southern Methodist	0	0	0	0	0

The third time proved to be the charm for the "Vow Boys" who went to Pasadena with another vow: to win the Rose Bowl Game.

Stanford quarterback Bill Paulman scored the game's only touchdown on a one-yard bootleg play in the first quarter.

SMU made its only serious scoring threat in the second quarter when it drove down to the Stanford five-yard line. Stanford's Wes Muller then forced and recovered a fumble inside the five-yard line, ending the threat.

The game was a defensive battle throughout. Stanford's Bobby Grayson gained just 28 yards in 17 attempts while Bones Hamilton netted 23 yards on 15 carries.

1941 Rose Bowl Game

The Vow Boys - Bones Hamilton, Monk Moscrip and Alf Brandin - led Stanford to three consecutive Rose Bowl Game appearances from 1934-36.

Stanford 21, Nebraska 13

January 1, 1941 • Pasadena, Calif.

Score by Quarters	1	2	3	4	Final
Stanford	7	7	7	0	21
Nebraska	7	6	0	0	13

In 1940, Stanford got a new football coach in Clark Shaughnessy and the rest of the football world got a revolutionary style of football that would forever change the game.

Shaughnessy and his "T" Formation proved to be an offense filled with innovative tricks that left fans astonished and opponents flat-footed. The Indians bowled over all nine of its regular season opponents and came into the Rose Bowl Game with a perfect 9-0 record. The Cornhuskers (8-1) were ranked seventh in the nation and had lost just once all season to top-ranked Minnesota.

But, the game belonged to Shaughnessy and the "Wow Boys." The "T" Formation featured a completely new offensive set with the quarterback taking the snap from right behind the center. It is this game that is generally considered the clincher that convinced football pundits that the "T" was the offense of the future.

Of course, Shaughnessy's new offense was not without its stars. In quarterback Frankie Albert, halfbacks Pete Kmetovic and Hugh Gallarneau and fullback Norm Standlee, the Indians had the right tools to run the "T." Shaughnessy would later call this backfield one of the greatest of all-time in American football history.

1952 Rose Bowl Game

Illinois 40, Stanford 7

January 1, 1952 • Pasadena, Calif.

Score by Quarters	1	2	3	4	Final
Illinois	6	0	7	27	40
Stanford	7	0	0	0	7

In the first nationwide telecast of the Rose Bowl Game, Illinois pounded Stanford, 40-7.

The Indians held an early 7-6 lead in the first quarter, only to see the Illini score 34 unanswered points to secure the sixth straight victory for the Big Ten in the New Year's Day game.

Stanford, which had won nine consecutive games during the regular season, finished the year ranked seventh in the nation in the final wire service polls.



Heisman Trophy-winner Jim Plunkett connected with Randy Vataha on a 10-yard touchdown pass at the 8:18 mark of the fourth quarter to cement Stanford's 27-17 victory over previously unbeaten Ohio State in the 1971 Rose Bowl.



1971 Rose Bowl Game

Stanford 27, Ohio State 17

January 1, 1971 • Pasadena, Calif.

Score by Quarters	1	2	3	4	Final
Stanford	10	0	3	14	27
Ohio State	7	7	3	0	17

Making its first Rose Bowl Game appearance in 19 years, Stanford stunned the college football world with a convincing 27-17 upset over previously unbeaten Ohio State.

Heisman Trophy winner Jim Plunkett completed 20 of 30 passes for 265 yards and one touchdown, while the Stanford defense, led by tackle Dave Tipton and linebacker Jeff Siemon, limited the Buckeyes to just three points in the second half as the Indians erased a 14-10 halftime deficit.

Stanford trailed 17-13 after three quarters, but Plunkett engineered an 80-yard, 13-play scoring drive early in the fourth period, culminated by a one-yard touchdown run by Jackie Brown.

On the Buckeyes next possession, Stanford's Jack Schultz intercepted a Rex Kern pass, giving the Indians the ball on the Ohio State 25-yard line. Four plays later, Plunkett connected with Randy Vataha for a 10-yard touchdown to give Stanford a 27-17 lead with just over eight minutes left to play.

1972 Rose Bowl Game

Stanford 13, Michigan 12

January 1, 1972 • Pasadena, Calif.

Score by Quarters	1	2	3	4	Final
Stanford	0	0	3	10	13
Michigan	0	3	0	9	12

Quarterback Don Bunce and the "Thunderchickens" defense gave Stanford head coach John Ralston his second consecutive Rose Bowl Game victory in a thrilling, come-from-behind victory over previously unbeaten Michigan.

A 31-yard field goal by Rod Garcia with 0:12 remaining capped off a wild fourth quarter, as the underdog Indians scored their second straight upset victory before 103,154 at the famed stadium.

A safety gave Michigan a 12-10 lead with 3:18 remaining. After regaining possession on its own 22-yard line with 1:48 remaining, Bunce completed five consecutive passes, moving the Indians down to the Michigan 17-yard line with 22 seconds remaining. Two plays, three yards gained and two timeouts later, on came Garcia to attempt a game-winning 31-yard field goal.

His kick split the uprights, handing Stanford an improbable, come-from-behind victory.

Bunce, who completed 24 of 44 passes for 290 yards, was named the game's MVP.

1977 Sun Bowl

Stanford 24, LSU 14

December 31, 1977 • El Paso, Texas

Score by Quarters	1	2	3	4	Final
LSU	7	7	0	0	14
Stanford	0	10	7	7	24

Playing in its first post-season bowl game other than the Rose Bowl Game, Stanford notched a 24-14 victory over favored LSU in the Sun Bowl.

Under the direction of first-year head coach Bill Walsh, Stanford ended the season with a 9-3 record and a No. 15 ranking in both wire service polls.

The game was billed as an offensive showdown with the passing of Stanford quarterback Guy Benjamin and the running of LSU All-American Charles Alexander. Benjamin completed 23 of 36 passes for a Sun Bowl-record 269 yards while Alexander finished the game with 197 yards on the ground, also a record.

But the game was decided by Stanford's defense, which shutout the Tigers in the second half. Linebacker Gordy Ceresino led both teams with 22 tackles and was awarded the Chuck Hughes Memorial Trophy for his outstanding defensive play.

1978 Bluebonnet Bowl

Stanford 25, Georgia 22

December 31, 1978 • Houston, Texas

Score by Quarters	1	2	3	4	Final
Stanford	0	0	22	3	25
Georgia	3	12	7	0	22

Stanford won its fourth bowl game in four appearances in the 1970s as Bill Walsh led his Cardinal to a spectacular come-from-behind victory over heavily favored Georgia.

The Cardinal entered the game with a 7-4 overall mark, 4-3 in the Pac-10 and unranked. Georgia, on the other hand, was 9-1-1 and ranked seventh and 11th by the two wire service polls.

The Bulldogs jumped out to a 15-0 lead at the half and led 22-0 early in the third quarter before Stanford got its wake-up call. The Cardinal proceeded to score 25 unanswered points in a six-and-a-half minute span to take the lead. Stanford's 25-22 lead early in the fourth quarter held up as the Cardinal defense, led by Gordy Ceresino, shut out the powerful Bulldog offense to preserve the win.

Ceresino was named the game's Defensive MVP as he accounted for 20 tackles. Cardinal quarterback Steve Dils was the Offensive MVP after leading the remarkable comeback. He completed 17 of 28 passes for 210 yards and three touchdowns.



Stanford rallied from a 22-0 deficit to upset Georgia in the 1978 Bluebonnet Bowl.

1986 Gator Bowl

Clemson 27, Stanford 21

December 27, 1986 • Jacksonville, Fla.

Score by Quarters	1	2	3	4	Final
Stanford	0	0	7	14	21
Clemson	7	20	0	0	27

There were two different games played on this day in Jacksonville, Florida. The first belonged to Clemson in the first half and the second belonged to the Cardinal in the final half.

The difference, however, was that Clemson won the first half 27-0 and Stanford won the second half 21-0 – giving the Tigers a 27-21 victory in the Cardinal’s first post-season bowl appearance since the 1978 Bluebonnet Bowl.

Clemson gained 291 yards and had 15 first downs in the first half while the Cardinal gained just 57 yards and recorded three first downs. The Tigers’ 27-0 first half lead was largely due to the running of Terrence Flagler and Kenny Flowers and the passing of quarterback Rod Williams, who completed 8-of-11 for 101 yards.

Stanford’s starting quarterback – John Paye – could not play due to injury and seldom-used backup Greg Ennis was called to action. Ennis completed 20-of-40 for 168 yards for the game, but was just 6-of-13 for 18 yards in the first half. Brad Muster, the 1986 Pac-10 Offensive Player of the Year, earned co-MVP honors with Clemson’s Williams after rushing for 70 yards on 17 carries and catching four passes for 53 yards and two touchdowns.

1991 Aloha Bowl

Georgia Tech 18, Stanford 17

December 25, 1991 • Honolulu, Hawaii

Score by Quarters	1	2	3	4	Final
Georgia Tech	10	0	0	8	18
Stanford	7	10	0	0	17

Stanford’s “Now Boys” entered the Aloha Bowl with a seven-game winning streak - the program’s longest since 1951 - as the Cardinal was making its first bowl appearance since 1986.

The Cardinal jumped out to first-half leads of 7-0 and 17-10, but Georgia Tech scored a touchdown and two-point conversion in the last 14 seconds of the game to secure an 18-17 victory. Stanford led 17-10 with 1:41 remaining in the game when its drive stalled on the Georgia Tech 45.

Tommy Vardell finished the game with 104 yards and accounted for both of Stanford’s touchdowns, but was knocked out of the game in the second half after breaking his collarbone. Quarterback Steve Stenstrom finished the game completing 16 of 32 passes for 170 yards.

1993 Blockbuster Bowl

Stanford 24, Penn State 3

Score by Quarters	1	2	3	4	Final
Stanford	7	7	10	0	24
Penn State	3	0	0	0	3

January 1, 1993 • Miami, Fla.


The culmination of one of the greatest football seasons in Stanford history came on a warm and cloudy day in Miami. The Cardinal, Pac-10 Co-Champions for the first time since 1971 and playing in its first New Year’s Day Bowl Game since the 1972 Rose Bowl Game, beat traditional power Penn State, 24-3, in the Blockbuster Bowl in a game that clearly showed why Stanford was a top 10 team.

Stanford used a familiar formula: a dominating defense and an effective offense.

After Stanford took a 14-3 lead into the locker room at halftime, Penn State could muster just 29 rushing yards, 53 via the pass and only 82 total yards the entire second half.

Senior cornerback Darrien Gordon was named the game’s Most Outstanding Player after holding Penn State All-American wide receiver O.J. McDuffie intact. Gordon recorded seven tackles and was credited with six pass breakups.

Steve Stenstrom completed 17 of 28 passes for 210 yards and two touchdowns while fullback Ellery Roberts added 98 yards on the ground.



John Lynch (left) and Ron George led Stanford to a 10-3 record and a victory in the 1993 Blockbuster Bowl.



1995 St. Jude Liberty Bowl

East Carolina 19, Stanford 13

December 30, 1995 • Memphis, Tenn.

Score by Quarters	1	2	3	4	Final
Stanford	0	7	6	0	13
East Carolina	7	9	0	3	19

Stanford was picked to finish last in the Pac-10 by many of the preseason prognosticators but the Cardinal under first-year head coach Tyrone Willingham had different ideas. Stanford found itself unbeaten after its first five games, with only a tie against Wisconsin blemishing an otherwise perfect ledger.

The Cardinal picked up three more wins late in the season against Oregon State, Washington State and Cal to finish the regular season with a 7-3-1 mark and gain an invitation to the St. Jude Liberty Bowl, where it would face East Carolina.

Stanford could not get on track offensively and managed just 11 first downs and 211 yards in total offense in a 19-13 loss to the Pirates. The Cardinal faced a third-and-one from the Pirate 20 with less than a minute left to play, but Mark Butterfield's last two passes fell incomplete and ECU took over on downs with 11 seconds left in the game.

1996 Sun Bowl

Stanford 38, Michigan State 0

December 31, 1996 • El Paso, Texas

Score by Quarters	1	2	3	4	Final
Stanford	7	14	10	7	38
Michigan State	0	0	0	0	0

In the most lopsided bowl game victory in school history, Stanford completely took apart Michigan State en route to a 38-0 Sun Bowl win, the first shutout by a Cardinal team since 1974.

Stanford advanced to the 18th bowl game in school history and the second straight under Tyrone Willingham. The Cardinal's win gave Stanford a 7-5 final record and five consecutive wins to end the season.

The game was as one-sided as the score indicated. Stanford scored touchdowns on offense, defense and special teams, led 21-0 at the half and never allowed the Spartans to mount any semblance of a comeback in the second half.

Chad Hutchinson was named the game's offensive MVP after completing 22 of 28 passes for 226 yards and one touchdown. Anthony Bookman ran wild in El Paso, finishing the contest with 103 yards on 11 carries. Defensive end Kailee Wong recorded 10 tackles, three tackles for loss and two sacks and was named the game's defensive MVP.

2000 Rose Bowl Game

Wisconsin 17, Stanford 9

January 1, 2000 • Pasadena, Calif.

Score by Quarters	1	2	3	4	Final
Stanford	0	9	0	0	9
Wisconsin	0	3	7	7	17

Stanford found itself back in Pasadena for the first time since 1972 after finishing the regular season with an 8-4 overall mark, including a sparkling 7-1 Pac-10 Conference record. Stanford was a heavy underdog to Big Ten champion Wisconsin, but gave the fourth-ranked Badgers all they could handle in a 17-9 defeat.

Stanford's effort was even more impressive considering the Cardinal suffered crucial injuries to key players—notably wide receiver Troy Walters and defensive end Willie Howard—days and weeks leading up to the game. Howard suffered a severe knee injury in the last regular season game against Notre Dame. Walters, the Pac-10's most prolific receiver, suffered a dislocated right wrist just three days before the game and was ruled out of the contest 48 hours prior to kickoff. However, Walters played in the game with a heavily wrapped wrist and caught three passes for 52 yards and Howard defied the odds and made a start at defensive end and recorded five tackles.

Stanford, which had yielded an average of 452.8 yards per game in the regular season, limited the Badgers to just 331 yards in total offense. However, 200 of those yards came on the efforts of Heisman Trophy-winner Ron Dayne. Todd Husak finished the game with 258 passing yards, but Stanford was held to minus-five yards in rushing offense.

2001 Seattle Bowl

Georgia Tech 24, Stanford 14

December 27, 2001 • Seattle, Wash.

Score by Quarters	1	2	3	4	Final
Georgia Tech	7	10	0	7	24
Stanford	0	3	3	8	14

Coming off one of the best regular season performances in the 106-year history of the program, Stanford rode into postseason play with momentum, boasting a spectacular 9-2 record. The nine victories marked the first time since 1992 that the Cardinal accomplished this feat, and was only the second time in 50 years that the program had attained this mark. The 11th-ranked Cardinal aimed for its 10th victory in the Pacific Northwest against Georgia Tech (8-5) in the inaugural Seattle Bowl, the 20th bowl game in school history.

Despite a fourth-quarter surge that pulled the Cardinal within a field goal with 11:39 left in the contest, unranked Georgia Tech surprised Stanford 24-14 before a crowd of 30,144 at Safeco Field, home of the Seattle Mariners.

Stanford finished the year with a 9-3 record and was ranked 16th in the nation by the *Associated Press*. Lewis, who replaced starter Randy Fasani at the end of the third quarter, was named Stanford's Player of the Game after completing 6 of 13 passes for 110 yards and one touchdown.



Chad Hutchinson was the 1996 Sun Bowl offensive MVP after completing 22 of 28 passes for 226 yards and one touchdown.



2009 Brut Sun Bowl

Oklahoma 31, Stanford 27

December 31, 2009 • El Paso, Texas

Score by Quarters	1	2	3	4	Final
Oklahoma	10	7	14	0	31
Stanford	7	17	0	3	27

Playing in its first bowl game since 2001, Stanford fell to Oklahoma, 31-27 in the Brut Sun Bowl before a sellout crowd of 53,713.

Oklahoma quarterback Landry Jones completed 30 of 51 passes for 418 yards and three touchdowns to earn game MVP honors. The 418 yards tied for the ninth-highest passing total ever by a Stanford opponent.

The 19th-ranked Cardinal was without the services of quarterback Andrew Luck, who was sidelined with a broken right index finger suffered in the fourth quarter of the Notre Dame game a month earlier. Senior Tavita Pritchard made his first start of the season and completed 8 of 19 passes for 117 yards with two interceptions. Running back Toby Gerhart ended his Stanford career by rushing for 135 yards on 32 carries to go along with two touchdowns. It marked Gerhart's seventh straight game of rushing for 100 yards or more as the Heisman Trophy runner-up finished a brilliant senior season with a school-record 1,871 yards and 28 rushing touchdowns.

Stanford enjoyed a 21-17 halftime lead on touchdown runs by Owen Marecic and Gerhart, along with a 35-yard field goal by Nate Whitaker. However, the Cardinal managed just 79 yards in total offense and four first downs in the second half.



Andrew Luck was named the Most Outstanding Player of the 2011 Discover Orange Bowl.

Jones connected with Ryan Broyles for a six-yard touchdown pass at the 13:06 mark of the third quarter to cap a nine play, 80 yard drive. A one-yard TD run by DeMarco Murray at the 2:59 mark of the period gave Oklahoma a 31-24 lead.

A 21-yard field goal by Whitaker cut the lead to 31-27 at the 12:43 mark of the fourth quarter. Stanford regained possession at its own 15-yard line with 3:21 left in the game, but saw its season come to an end after going four and out.

"We're really disappointed," said senior safety Bo McNally following the game, "especially since our offense put up enough points. You should win a game with 27 points."

"Our guys fought as hard as they could," said head coach Jim Harbaugh. "They've been to the top of the mountain now and seen what's on the other side. This is where we want to be."

2011 Orange Bowl

Stanford 40, Virginia Tech 12

January 3, 2011 • Miami Gardens, Fla.

Score by Quarters	1	2	3	4	Final
Stanford	7	6	13	14	40
Virginia Tech	2	10	0	0	12

Stanford added an exclamation point to its historic 2010 season with a 40-12 victory over Virginia Tech in the Discover Orange Bowl in Miami Gardens, Fla.

Behind four touchdown passes by quarterback Andrew Luck, Stanford pulled away from the ACC-champion Hokies in the second half en route to its school record 12th victory of the season. Three of Luck's four touchdown strikes went to tight end Coby Fleener, who finished the game with six receptions for 173 yards, both career highs.

Luck, who was named the game's Most Outstanding Player, completed 18 of 23 passes for 287 yards and four touchdowns. After completing 9 of 13 passes in the first half, Luck was nearly perfect following intermission, completing 9 of 10 attempts for 201 yards and three touchdowns – all to Fleener.

Stanford led just 13-12 at halftime, as the Hokies thwarted a fake punt and blocked an extra point try. Running back Jeremy Stewart, who had been hampered all year with injuries, broke loose for a 60-yard touchdown run at the 6:16 mark of the first quarter to give the Cardinal a 7-0 lead.



Toby Gerhart ended his Stanford career in the 2009 Sun Bowl by rushing for 135 yards on 32 carries with two touchdowns.



After Virginia Tech took a 13-9 lead, Luck connected with tight end Zach Ertz for a 25-yard touchdown pass that capped an eight-play, 79-yard scoring drive. A field goal by Virginia Tech's Chris Hazley just before halftime cut Stanford's lead to 13-12 at the break.

The second half belonged to the Cardinal, as Stanford scored on its first four possessions on its way to its eighth consecutive victory. Owen Marecic opened the second half scoring spree with a one-yard run at the 8:47 mark of the third quarter to give Stanford a 19-12 lead. Luck then hit Fleener for touchdowns of 41, 58 and 38 yards, securing Stanford's first bowl victory since 1996.

Stanford's defense, behind a 12-tackle effort from linebacker Shayne Skov, limited a strong Hokies running game to just 66 yards.

It was the final game for Stanford head coach Jim Harbaugh, who compiled a 29-21 in four seasons at the helm of the Cardinal program. With the win, Stanford became the first FBS team to win 12 games four years after losing 11 contests.

2012 Fiesta Bowl

Oklahoma State 41, Stanford 38 (OT)

January 3, 2012 • Glendale, Ariz.

Score by Quarters	1	2	3	4	OT	Final
Stanford	7	14	7	10	0	38
Oklahoma State	0	21	3	14	3	41

In the most anticipated postseason game outside of the BCS National Championship Game,

third-ranked Oklahoma State dealt fourth-ranked Stanford a heartbreaking 41-38 overtime loss in a wildly entertaining Tostitos Fiesta Bowl in Glendale, Ariz.

Quinn Sharp's 22-yard field goal in overtime gave the Cowboys its first BCS title, only after Stanford kicker Jordan Williamson misfired on two critical field goal attempts, one at the end of regulation and the other in overtime.

Quarterbacks Andrew Luck and Brandon Weeden each threw for over 300 yards while Stanford running back Stepfan Taylor ran for a career-high 177 yards on 35 carries.

Two-time Biletnikoff Award winner Justin Blackman caught eight passes for 186 yards, including touchdowns of 43, 67 and 17 yards.

Luck was especially brilliant in his final game in a Stanford uniform, completing 27 of 31 passes for 347 yards and two touchdowns, including a 53-yard bomb to Ty Montgomery that accounted for the game's first touchdown.

Stanford compiled 590 yards in total offense, compared to 412 for Oklahoma State, and held the Cowboys to just 13 yards rushing.

The Cardinal never trailed in the game until Sharp made the game-winning field goal that left Stanford crestfallen.

The two teams combined for 24 points in a wild fourth quarter.

Taylor's one-yard touchdown run with 4:34 left capped a 13-play, 69-yard scoring drive that gave the Cardinal a short-lived 38-31 lead.

Weeden and the Cowboys marched 67-yards in nine plays and tied the game when Joseph Randall carried over from four yards out with 2:35 left.

Luck then drove the Cardinal down to the Cowboys 23-yard line, setting up a potential game-winning field goal with :03 remaining.

However, Williamson's attempt missed badly, sending the game into overtime.

Stanford had the first crack in overtime, but Williamson misfired on a 43-yard attempt.

On Oklahoma State's second play of overtime, Weeden threw a 24-yard pass to Colton Chef that was originally ruled a touchdown, however, following a replay review, the ball was placed on the one-yard line.

2013 Rose Bowl Game

Stanford 20, Wisconsin 14

January 1, 2013 • Pasadena, Calif.

Score by Quarters	1	2	3	4	Final
Wisconsin	0	14	0	0	14
Stanford	14	3	0	3	20

Stanford finished a 12-2 campaign with a 20-14 victory over Wisconsin in the 99th Rose Bowl Game. In a defense-dominated second half, Usua Amanam stopped Wisconsin's final drive with an interception near midfield with 2:30 to play to seal the program's first Rose Bowl victory in 40 years.

Stepfan Taylor rushed for 89 yards and an early touchdown, while Kevin Hogan passed for 123 yards, but Stanford won the game with a shutdown effort by its defense, which held Wisconsin scoreless with just 82 yards after halftime.

Kelsey Young took his only carry 16 yards for a score on Stanford's opening possession, and Taylor scored on the second drive after a big catch by Zach Ertz. Wisconsin kept the Cardinal out of the end zone for the final 51 minutes, but Stanford's defense didn't need any more help in the Cardinal's eighth straight victory to end the campaign.

Following Taylor's 3-yard touchdown run just 8½ minutes in to give the Cardinal a 14-0 lead, Wisconsin briefly got going only to be turned back by Stanford's defense with a goal line stand from its 1-yard line.

Montee Ball had an 11-yard touchdown run midway through the second quarter and, following a Stanford field goal, the Badgers cut the deficit to 17-14 on Jordan Fredrick's short touchdown catch just 19 seconds before the break. Wisconsin would get no closer as Stanford celebrated in front of 93,359 fans.



Stepfan Taylor and Usua Amanam played big roles in Stanford's Rose Bowl Game victory over Wisconsin in 2013.



2014 Rose Bowl Game

Michigan State 24, Stanford 20

January 1, 2014 • Pasadena, Calif.

Score by Quarters	1	2	3	4	Final
Stanford	10	7	0	3	20
Michigan State	0	14	3	7	24

Stanford took a 10-0 lead after the first quarter, but could not hold on as Michigan State came back for a 24-20 victory in the 100th Rose Bowl Game.

Tyler Gaffney ran for 91 yards and an early touchdown for Stanford (11-3), and linebacker Kevin Anderson returned an interception 40 yards for a score late in the first half.

Kevin Hogan threw for 143 yards on 10-of-18 passing, including a 51-yard connection to Devon Cajuste in the third quarter and a 43-yard strike to Michael Rector in the first.

Ed Reynolds led the defense with 10 tackles and Shayne Skov had a sack and three tackles for loss. But Michigan State's Connor Cook passed for a career-high 332 yards on 22-of-36 passing.

Cook's connection with Tony Lippett in the fourth quarter proved to be the difference.

The tiebreaking pass came from 25-yards out and Stanford could not muster a comeback of its own, despite a late field goal from Jordan Williamson.

The Spartan's defense ended it by stopping the Pac-12 champion Cardinal on fourth-and-1 with 1:46 to play, stuffing a run play up the middle.

A mere 112 years after the game considered the first Rose Bowl was played in a park elsewhere in Pasadena, Stanford and Michigan State engaged in an old-fashioned slugfest in the venerable stadium that later hosted the BCS title game.

Stanford fell to 54-13 over the last five seasons, including four straight appearances in BCS bowl games.

"It's the most accomplished group of football players to ever go through Stanford University," Shaw said of the seniors. "When you talk about the best teams of the BCS era, you have to mention Stanford University. Four straight BCS games, 11 wins four straight years. It's rare, rare company."

Bowl Game Records

Individual

Rushing

Rushing Attempts..... 35 • Stepfan Taylor vs. Oklahoma State • 2012 Fiesta Bowl
Rushing Yards..... 177 • Stepfan Taylor vs. Oklahoma State • 2012 Fiesta Bowl
Rushing Touchdowns..... 2 • four times • last by Stepfan Taylor vs. Oklahoma State • 2012 Fiesta Bowl
Longest Rush..... 60 • Jeremy Stewart vs. Virginia Tech • 2011 Orange Bowl

Passing

Pass Attempts..... 44 • Don Bunce vs. Michigan • 1972 Rose Bowl Game
Pass Completions..... 27 • Andrew Luck vs. Oklahoma State • 2012 Fiesta Bowl
Passing Yards..... 347 • Andrew Luck vs. Oklahoma State • 2012 Fiesta Bowl
Passes Intercepted..... 2 • three times • last by Mark Butterfield vs. East Carolina • 1995 Liberty Bowl
Touchdown Passes..... 4 • Andrew Luck vs. Virginia Tech • 2011 Orange Bowl
Completion Percentage..... .871 (27-31) • Andrew Luck vs. Oklahoma State • 2012 Fiesta Bowl
Longest Pass..... 58 • Andrew Luck to Coby Fleener vs. Virginia Tech • 2011 Orange Bowl

Receiving

Receptions..... 8 (112 yards) • John Winesberry vs. Michigan • 1972 Rose Bowl Game
Receiving Yards..... 173 • Coby Fleener vs. Virginia Tech • 2011 Orange Bowl
Touchdown Receptions..... 3 • Coby Fleener vs. Virginia Tech • 2011 Orange Bowl
Longest Reception..... 58 • Coby Fleener from Andrew Luck vs. Virginia Tech • 2011 Orange Bowl

Scoring

Points..... 18 • twice • last by Coby Fleener vs. Virginia Tech • 2011 Orange Bowl
Touchdowns..... 3 • twice • last by Coby Fleener vs. Virginia Tech • 2011 Orange Bowl
Kicking Points..... 9 • Steve Horowitz vs. Ohio State • 1971 Rose Bowl Game
Extra Points..... 5 • twice • last by Jordan Williamson vs. Oklahoma State • 2012 Fiesta Bowl
Field Goals..... 2 • six times • Jordan Williamson vs. Michigan State • 2014 Rose Bowl
Longest Field Goal..... 48 • Steve Horowitz vs. Ohio State • 1971 Rose Bowl Game

Defense

Tackles..... 22 • Gordy Ceresino vs. LSU • 1977 Sun Bowl
Solo Tackles..... 18 • Gordy Ceresino vs. LSU • 1977 Sun Bowl

Team

First Downs..... 27 • vs. Oklahoma State • 2012 Fiesta Bowl
Rushing Attempts..... 50 • vs. Oklahoma State • 2012 Fiesta Bowl
Rushing Yards..... 257 • vs. Michigan State • 1996 Sun Bowl
Rushing Touchdowns..... 3 • twice • last vs. Oklahoma State • 2012 Fiesta Bowl
Pass Attempts..... 44 • vs. Michigan • 1972 Rose Bowl Game
Pass Completions..... 27 • vs. Oklahoma State • 2012 Fiesta Bowl
Completion Percentage..... .871 (27-31) • vs. Oklahoma State • 2012 Fiesta Bowl
Passing Yards..... 347 • vs. Oklahoma State • 2012 Fiesta Bowl
Passes Intercepted..... 5 • vs. Notre Dame • 1925 Rose Bowl Game
Touchdown Passes..... 4 • vs. Virginia Tech • 2011 Orange Bowl
Total Offensive Plays..... 81 • vs. Oklahoma State • 2012 Fiesta Bowl
Total Yards Gained..... 590 • vs. Oklahoma State • 2012 Fiesta Bowl
Most Points Scored..... 38 • twice • last vs. Oklahoma State • 2012 Fiesta Bowl
Fewest Points Allowed..... 0 • twice • vs. Michigan State • 1996 Sun Bowl



All-Time Assistant Coaches

Name	Years	Specialty
Alamar, Pete	2011-present	Special Teams Coordinator
Anderson, Jim	1981-83	Running Backs
Anderson, Lance	2007-present	Defensive Tackles Outside Linebackers Recruiting Coordinator Willie Shaw Director of Defense (2014)
Axman, Steve	1986	Offensive Line
Baer, Kent	1995-2001	Inside/Outside Linebackers (1995-01) Defensive Coordinator (1999-01)
Baldwin, Dave	1984-88	Tight Ends (1984) Wide Receivers (1985-88)
Banker, Mark	2002	Co-Defensive Coordinator/Secondary
Bengtson, Phil	1940-41, '46-50	Line
Bible, Dana	1995-97	Offensive Coordinator/Quarterbacks
Billick, Brian	1989-91	Wide Receivers/Tight Ends
Bloomgren, Mike	2011-present	Offensive Line/Andrew Luck Director of Offense
Borbely, Dave	1995-97	Offensive Line (Centers and Guards)
Boulware, Jay	2004	Running Backs
Brattan, Tom	1999-2000	Offensive Line (Centers and Guards)
Buh, Andy	2007-09	Linebackers Co-Defensive Coordinator (2008-09)
Charles, Russell	1977-79	Linebackers/Junior Varsity Coach (1977) Tight Ends (1978) Offensive Line (1979)
Christoff, A.J. "Andy"	1983, 2003-04, 2006	Defensive Coordinator (1983, 2004, 2006) Co-Defensive Coordinator/Secondary (2003)
Christiansen, Jack	1968-71	Linebackers (1968) Offensive Backfield (1969-70) Defensive Backs (1971)
Clark, Monte	1993-94	Offensive Line
Cosbie, Doug	1993-94	Offensive Line
Cox, James E.	1950	Assistant
Crook, Ron	2011-12	Tight Ends
Cross, Jack	1961-62	Assistant
Cubit, Bill	2003-04	Quarterbacks (2003-04) Offensive Coordinator (2004)
Cunningham, Gunther	1973-76	Freshmen Head Coach/Assistant (1973) Defensive Line (1974-76)
Currey, David W.	1971-76	Offensive Backs
Dalman, Chris	2007-08	Offensive Line
Denbrock, Mike	2001	Offensive Line (Tackles and Tight Ends)
DeSylvia, Terry G.	1967-69	Freshmen Head Coach/Assistant (1967) Defense (1968)/Assistant (1969)
Detwiler, Chuck	1980-82	Defensive Backs
Dickey, William J.	1971	Offensive Line
Diedrick, Bill	1998-2001	Offensive Coordinator/Quarterbacks
Dowhower, Rod	1977-78	Receivers
Drevno, Tim	2007-10	Tight Ends/Offensive Line
Durkin, D.J.	2007-09	Defensive Ends/Special Teams
Dutton, Bill	1979	Defensive Line
Elward, A. H. (Mal)	1946-56	Assistant
Everest, Andy	1958-62	Assistant
Fangio, Vic	2010	Defensive Coordinator
Fassel, Jim	1979-83	Running Backs (1979) Quarterbacks/Receivers (1980) Offensive Coordinator (1981-83)
Fehring, Dutch	1949-66	Assistant
Foerster, Chris	1988-91	Assistant/Offensive Line (1988-90) Special Teams (1991)
Frease, Don	1976	Assistant
Freeman, Tom	2005-06	Offensive Line Run Game Coordinator
Gagnon, Gary	1987-88	Tight Ends/Offensive Line (1987) Running Backs (1988)
Gambold, Bob	1963-71	Assistant (1963-67) Defense (1968-69) Defensive Backs (1970) Defensive Coordinator/Linebackers (1971)

Ghilotti, Robert V.	1950-58	Assistant
Gilmete, Jack	1986-89	Linebackers (1986) Outside Linebackers (1987-89)
Godden, John	1979	Inside Linebackers
Green, Denny	1977-78, '80	Running Backs (1977-78) Offensive Coordinator (1980)
Hackett, Nathaniel	2005	Specialists, Recruiting Coordinator
Hamilton, Bones	1940-41	Backfield
Hamilton, Pep	2010-12	Wide Receivers/Quarterbacks Offensive Coordinator/Andrew Luck Director of Offense
Hammerschmidt, Jeff	2006	Outside Linebackers/Special Teams
Hammett, Ray	1946-49	Assistant
Hampton, Russell E.	1966-67	Assistant
Handley, Ray	1972-73, '79-83	Linebackers (1972-73, 1979-80) Outside Linebackers (1981) Associate Head Coach (1982-83)
Harbaugh, Jack	1980-81	Defensive Coordinator
Hart, Randy	2010-present	Defensive Line
Harris, Bill	1995-98	Defensive Coordinator/Secondary
Hayes, Tom	2005	Defensive Coordinator/Secondary
Hecker, Norbert E.	1972-78	Defensive Coordinator/Defensive Line (1972-73) Defensive Coordinator/Linebackers (1974-76) Linebackers (1977-78)
Holmoe, Tom	1992-93	Secondary
Houck, Hudson	1972-75	Freshmen Head Coach/Assistant (1972) Offensive Line (1973-75)
Hunt, E. P. (Husky)	1940	Assistant
James, Dick	1980-82	Offensive Line (1980-82)
Jones, Robert A.	1963, '72	Freshmen Head Coach/Assistant (1963) Offensive Coordinator/Offensive Line (1972)
Kelly, David	2002-03	Associate Head Coach/Wide Receivers (2002) Associate Head Coach/Offensive Coordinator/Wide Receivers (2003)
Kerr, Larry	1984-88	Inside Linebackers (1984-85) Linebackers (1986) Inside Linebackers (1987-88)
Kettela, Peter P.	1972-76	Receivers
Kmetovic, Peter G.	1950-62	Assistant
Kofler, Otto	1985-88	Tight Ends (1985) Offensive Line/Tight Ends (1986-87) Outside Linebackers (1988)
Kotulski, David	2010-13	Inside Linebackers
Krause, Harry G. (Moose)	1948	Assistant
Lavan, Al	1979	Running Backs
Lawson, Jim	1940-41	Ends
Lindskog, Vic	1942	Assistant
Lovat, Tom	1977-79	Offensive Line
Lubick, Sonny	1985-88	Outside Linebackers (1985) Secondary (1986-88)
Lynn, George M.	1951-57	Assistant
Lynn, Ron	2008-09	Co-Defensive Coordinator/Assistant Head Coach
MacDuff, Larry	1980-83	Defensive Line (1980-81) Defensive Coordinator (1982) Defensive Line (1983)
Mannini, Dick	1984-89	Defensive Coordinator/Secondary (1984-85) Defensive Coordinator/Defensive Line (1986-88) Inside Linebackers (1989)
Margerum, Ken	2004	Wide Receivers
Mason, Derek	2010-2013	Defensive Backs/Associate Head Coach Defensive Coordinator Willie Shaw Director of Defense
McCartney, Max	1969-71	Assistant (1969) Defensive Line (1970-71)
McCarty, Peter	2002-03	Defensive Ends
McDonald, George	2004	Tight Ends
McDonell, John	2001, 2005	Offensive Line/Centers and Guards (2001) Offensive Line/Tackles and Tight Ends (2005)
McKenna, Jack	1958	Assistant
McLaughlin, Leon	1959-65	Assistant
McMackin, Greg	1984	Outside Linebackers
Meister, Herman A.	1957-58	Assistant
Miles, Trent	2001	Wide Receivers



STANFORD FOOTBALL

HISTORY & RECORDS

Moller, Chuck.....	1997-2000.....	Offensive Line
Mora, James E.	1967.....	Assistant
Morton, Steve.....	2002-04.....	Offensive Line
Moses, Wayne.....	2002-03, 2005.....	Running Backs
Mosley, Earle.....	1997-98.....	Running Backs
Moultrie, Bill.....	1968-73.....	Defensive Backs (1968) Frosh Head Coach/Assistant (1969-71) Special Teams (1972-73)
Morris, Patrick.....	1995-96.....	Offensive Line (Tackles and Tight Ends)
Nelson, Mike.....	1990-91.....	Defensive Line
Nelson, Nate.....	2006.....	Recruiting Coordinator/Specialists
Nolan, Mike.....	1983.....	Inside Linebackers
Ottmar, Dave.....	1980-83.....	Tight Ends (1980-81) Running Backs/Tight Ends (1982) Wide Receivers (1983)
Patterson, Darrell.....	2005-06.....	Inside Linebackers
Peasley, Edward.....	1966-70.....	Assistant (1966-67) Defensive Line (1968-69) Linebackers (1970)
Polian, Brian.....	2010-11.....	Special Teams Coordinator
Preston, Buzz.....	1999-2001, 2006.....	Running Backs
Pritchard, Tavita.....	2013-present.....	Running Backs
Quinn, Tom.....	2002-05.....	Tight Ends/Special Teams Coordinator (2002) Tight Ends/Special Teams Coordinator Recruiting Coordinator (2003) Outside Linebackers/Special Teams (2004-05)
Ring, Bill.....	1992.....	Running Backs
Rison, Mose.....	1995-2000.....	Wide Receivers
Roman, Greg.....	2009-10.....	Tight Ends/Offensive Tackles Running Game Coordinator
Ruetz, Joseph H.	1951-56.....	Assistant
Rust, Rod.....	1963-66.....	Assistant
Samuel, Tony.....	1984-85.....	Defensive Line
Sams, Doug.....	2006.....	Offensive Line
Sanford, Mike.....	2011-2013.....	Running Backs (2011-12) Quarterback/Wide Receivers/ Recruiting Coordinator (2013)
Schuhmann, Scott.....	1989-92.....	Offensive Line
Schuler, Denny.....	1999-2001.....	Defensive Backs
Schwartz, Marchmont.....	1940-41.....	Backfield
Seifert, George E.	1972-74, '77-79.....	Defensive Backs
Shafer, Scott.....	2007.....	Defensive Coordinator/Assistant Head Coach
Shaw, Bryan.....	1983.....	Tight Ends
Shaw, David.....	2007-10.....	Offensive Coordinator/Wide Receivers Running Backs
Shaw, Willie.....	1974-76, '89-91.....	Special Teams (1974) Defensive Backs (1975-76) Secondary (1989) Defensive Coordinator/Secondary (1990-91)
Shea, Terry.....	1992-94.....	Assistant Head Coach/Offensive Coordinator
Shipkey, Harry.....	1940-42.....	Frosh Head Coach/Assistant (1940-41) Line (1942)
Shurmur, Patrick.....	1998.....	Offensive Line
Single, Doug.....	1976-78.....	Offensive Line
Singler, Bill.....	1992-94.....	Special Teams (1992) Running Backs (1993-94)
Smith, Homer.....	1958-60.....	Frosh Head Coach/Assistant (1958-59) Assistant (1960)
Stamm, Ed.....	1946.....	Assistant
Stavely, Dan.....	1959-62.....	Assistant (1959) Frosh Head Coach/Assistant (1960-62)
Taggart, Willie.....	2007-09.....	Running Backs
Tarver, Jason.....	2011.....	Co-Defensive Coordinator/Inside Linebackers
Taylor, Chuck.....	1948-49.....	Frosh Head Coach/Assistant
Theeder, Roger.....	1968-71.....	Backs (1968-69) Receivers (1970) Quarterbacks/Running Backs (1971)
Thornhill, C.E.....	1922-32.....	Line
Tipton, Dave.....	1989-2006.....	Outside Linebackers (1989-91) Defensive Line (1992-94, 2005-06) Defensive Interior Line Recruiting Coordinator (1995-2001)

The 1965 coaching staff featured five future NFL head coaches in John Ralston, Mike White, Rod Rust, Bill Walsh and Dick Vermeil.



Tolleason, Mike.....	1989-91.....	Defensive Tackles/Recruiting Coordinator (2002) Assistant Head Coach Defensive Tackles (2003-04)
Treadwell, Don.....	1995-96.....	Inside Linebackers
Troppman, Jim.....	1968.....	Running Backs
Turner, Keena.....	1992-94.....	Frosh Head Coach/Assistant
Turner, Morgan.....	1992-94.....	Outside Linebackers
Turner, Ron.....	2013-present.....	Tight Ends
Turner, Ron.....	1989-91.....	Offensive Coordinator/Quarterbacks
Vermeil, Richard A.	1965-68.....	Frosh Head Coach/Assistant (1965) Assistant (1966-67) Backfield (1968)
vonAppen, Fred.....	1977-78, '82, '89, '92-94.....	Defensive Line (1977-78, '82, '89, '92-94) Defensive Coordinator/Defensive Line (1989) Defensive Coordinator Inside Linebackers ('92-94)
Walsh, Bill.....	1963-65.....	Assistant
Walsh, Jimmy.....	1984-87.....	Running Backs
Waters, Bob.....	1968.....	Receivers
Waugh, Tucker.....	2005-06.....	Wide Receivers
White, Clayton.....	2007-09.....	Defensive Backs
White, Mike.....	1964-71.....	Assistant (1964-67) Offensive Line (1968-70) Offensive Coordinator/Offensive Line (1971)
Wilcox, Francis.....	1942.....	Frosh Head Coach/Assistant
Williams, Frank.....	1963.....	Assistant
Williams, Tom.....	2002-04.....	Co-Defensive Coordinator/Linebackers (2002-03) Inside Linebackers (2004)
Williams, Vaughn.....	1994.....	Defensive Backs
Willingham, Tyrone.....	1989-91.....	Running Backs
Wilson, Mike.....	1992-94.....	Wide Receivers/Tight Ends
Yelovich, Tony.....	1984-85.....	Offensive Line
Zacharias, Phil.....	1995-2001.....	Defensive Ends/Special Teams

Complete information not available before 1940.



All-Time Letterwinners

A

Abena, Tim D., 1966, 67, 68
 Abendschein, Jon, 1999
 Abraham, Richard P., 1945, 50, 51
 Abrams, Eric, 1992, 93, 94, 95
 Adama, C.C., 1892
 Adams, Doug, 1971, 72
 Adams, Frederic L., 1917, 19, 20
 Adams, P.A., 1897
 Adams, Woodrow G., 1933, 34, 35
 Afflerbaugh, Jack K., 1931, 32, 33
 Aimonetti, Steve, 1980, 82, 83
 Albert, Frankie, 1939, 40, 41
 Albert, Seyon, 1990, 91, 92
 Albertson, Kendall, 1928, 30, 31
 Albertson, Macellus O., 1929, 30, 32
 Albrecht, Craig, 2001, 02
 Alexander, William F., 1969, 70
 Allen, Brian, 1998, 99, 2000, 01
 Allen, Ethan, 1992, 93, 94
 Allen, Harold K., 1931, 32, 33
 Allen, Jeff, 1995, 96, 97, 98
 Allen, Rau, F., 1946, 47, 48, 49
 Alston, Jon, 2002, 03, 04, 05
 Alustiza, Alfonso, 1937
 Alustiza, Frank, 1933, 34, 35
 Alustiza, John, 1969
 Alverado, Donald R., 1971, 72
 Amajoyi, Chike, 2007, 08, 09, 10
 Amanam, Usua, 2010, 11, 12, 13
 Anderson, E. Martin Jr., 1946, 47, 48
 Anderson, Gary A., 1973, 74, 75, 76
 Anderson, Henry, 2011, 12, 13
 Anderson, Kevin, 2012, 13
 Anderson, Ray, 1973, 74, 75
 Anderson, Robert W., 1946, 47
 Anderson, Stanley, 1932, 34
 Anderson, Stanley, 1937, 38, 39
 Anderson, Todd M., 1973, 74, 75
 Anderson, Troy, 1988
 Anderson, William E., 1976, 77, 78
 Andrew, Mark S., 1984, 85
 Andrews, Robert B. Jr., 1948, 49
 Andrews, Robert W., 1942
 Angove, Jerry C., 1955, 56
 Anhalt, Eric, 1989, 90
 Arch, Dennis J., 1966
 Archambeau, Lester, 1986, 87, 88, 89
 Armistead, Matt, 1987
 Armitage, Matthew, 1952, 53, 54
 Armour, Justin, 1991, 92, 93, 94
 Armour, Merrill A., 1925
 Armstrong, Calvin, 2003, 04, 05
 Armstrong, Eric B., 1940, 41
 Arnett, Richard W., 1920
 Arrell, James L., 1910
 Artman, Corwin W., 1928, 29
 Arvanetes, Louis G., 1979, 82
 Askea, Michael V., 1971, 72
 Asomugha, Chijioke, 2000, 01, 02
 Atkins, LaMott, 1980

Atkinson, Franklyn R., 1961, 62
 Atkinson, Herbert D., 1954
 Atkinson, Lacy B., 1974
 Atogwe, Oshiomogho, 2001, 02, 03, 04
 August, Peter, 1942, 46, 47
 Austin, Brendon, 2012, 13
 Austin, Charles A., 1913, 14
 Avante, Shaun R., 1983, 84
 Avila, Estevan, 1989, 90, 91, 92
 Awbrey, John C. (Craig), 1979, 80, 81
 Awofadeju, Emmanuel, 2004, 05, 06, 07

B

Babajan, Kenneth A., 1961, 62, 63
 Backer, Phillip T., 1954
 Bademosi, Johnson, 2008, 09, 10, 11
 Badger, Brad, 1993, 94, 95, 96
 Bailey, Jeff, 1992, 93
 Bailey, Parker, 1991, 92, 93
 Baird, Darran, 1987, 88, 89, 90
 Baird, Kevin M., 1980, 81, 82, 83
 Baker, George H., 1922, 23, 24
 Baker, Phil H., 1930, 31
 Baldwin, Doug, 2007, 08, 09, 10
 Ballinger, Steven G., 1979
 Banducci, Bruno, 1940, 41, 42
 Banks, Gordon G., 1977, 78, 79
 Bansbach, Louis P., 1900, 02, 03, 04
 Barbee, Troy W. Jr., 1956, 57, 58
 Bardin, William J., 1929, 30
 Barker, Bruce C., 1975, 76, 77
 Barnes, Benny J., 1970, 71
 Barnes, John D., 1947, 48, 49
 Barnes, Michael E., 1961
 Barneson, Harold J., 1917
 Barnhisel, Arthur H., 1892 (Spr.), 1892 (Fall)
 Barnhisel, Walter B., 1901, 02
 Barns, John W., 1983, 84, 85
 Bartell, Max J., 1902
 Barton, Jeffrey S., 1975, 76
 Bart-Plange, Emmanuel, 1990, 91, 92
 Bates, Kevin M., 1978, 79, 81, 82
 Bates, William F., 1931, 32, 33
 Batson, Brian, 1993, 94, 95, 96
 Batson, Tyler, 1989, 90, 91, 92
 Batson, Walter, 1987, 88, 89
 Baty, Gregory J., 1983, 84, 85
 Baumgartner, Edward C., 1910
 Baumgartner, Joe, 1974, 75
 Baur, Turner, 1988, 89, 91
 Beale, Gregory A., 1968
 Beall, David, 2003
 Beatie, Jerome C., 1955, 56
 Beck, Braden W., 1963, 64
 Bedford, Charles B., 1977, 78, 79
 Beedle, Dale D., 1935
 Beeler, Chase, 2008, 09, 10
 Belch, Derek, 2006, 07
 Bell, J. Ainslie, 1946, 47
 Benjamin, Guy E., 1974, 75, 76, 77

Benner, Sam, 1998, 99, 2000
 Bennett, Darron, 1986
 Benson, Boyd H., 1948, 49, 50
 Bentler, Matt, 2010, 11
 Bentrott, Bryan, 2004, 05
 Berg, Chris, 1992, 93
 Berg, Richard L., 1963, 64
 Avant, Shaun R., 1983, 84
 Bergeron, David, 2002, 03, 04
 Bergren, John D., 1980, 81, 82, 83
 Berghold, Rudy G., 1973, 74
 Bernard, Harold, 2009, 10, 11, 12
 Bernharad, Harvey H., 1942, 46
 Berry, Herbie, 1989, 90
 Berry, Robert M., 1972
 Berryman, Robert P., 1946
 Bessey, John D., 1959, 60
 Betts, Forrest A., 1917, 19, 21
 Bickel, John H., 1951
 Bickenbach, Lee P., 1941
 Bigelow, Windsor D., 1931
 Bigloe, David C., 1898
 Bihlman, George H., 1914, 16, 17, 19
 Biselli, Mike, 1999, 2000, 01
 Bittner, Robert B., 1966, 67, 68
 Black, Robert H., 1934, 35
 Blackburn, J. Ramsey, 1975, 76
 Blackhurst, Cooper, 2000, 01, 02, 03
 Blackstone, Bruce G., 1972, 73
 Blaisdell, Jeff, 1988
 Blanchard, John G. (Doc), 1972, 73, 74
 Blanchard, Marcus, 1898
 Blanche, Robert N., 1976
 Blase, Roland R., 1913, 14
 Blunt, Robert L., 1964, 65, 66
 Boden, Roger, 1993
 Boensch, Fred M., 1942, 46
 Bogue, George R., 1924, 25, 26
 Bogue, Harris D., 1929, 30
 Bolin, David M., 1979
 Bond, John E., 1957, 58, 59
 Bonetti, John E., 1950, 51
 Bonifas, Kris, 2002, 04, 05
 Bonnell, Dillon, 2012, 13
 Bonney, Fred L., 1919
 Booker, Cory, 1989, 90
 Bookman, Anthony, 1994, 95, 96, 97
 Borchard, Joe, 1998, 99
 Borda, Richard J., 1952
 Boren, Frank H., 1899
 Borkowski, Matt, 1989, 90
 Boruck, Holbrook M., 1949
 Boryla, Michael J., 1971, 72, 73
 Boughton, Robert S., 1972
 Boulware, George L., 1919
 Bowe, Patrick E., 1977, 78, 79
 Bowe, Patrick, 2007
 Bowers, Richard L., 1958, 59
 Bowman, Caleb, 2000, 02
 Boxold, James D. (Bo), 1977, 78
 Braden, Joseph R., 1914, 15, 16
 Bradford, Mark, 2003, 04, 05, 06, 07

Bragonier, Dennis S., 1971, 72
 Braheny, J. William, 1938, 39
 Branch, Colin, 1999, 2000, 01, 02
 Brandin, Alf E., 1934, 35
 Brazel, Charles W., 1952
 Breen, Paul, 1972, 73
 Brenner, John M., 1938
 Brewer, Mikal, 2004, 05, 06, 07
 Briehl, Tom M., 1982, 83, 84
 Briggs, Stewart D., 1892 (Spr.), 1892 (Fall)
 Brigham, Samuel T.J., 1936, 37
 Brill, John Marty, 1965, 66, 67
 Brock, Emory, 1997, 98, 99, 2000
 Brockberg, John, 1993
 Broderick, John R., 1950, 51, 52
 Brodie, John R., 1954, 55, 56
 Bronstein, Howard S., 1933
 Brooks, Irving L., 1921
 Broome, Richard D., 1949, 50
 Broughton, Gregory J., 1966, 67, 68
 Brown, David E., 1942, 46
 Brown, Delos E., 1962, 64, 65
 Brown, Floyd C., 1907, 09, 10, 11
 Brown, Hartwell, 1990, 91
 Brown, Isaiiah (Bubba), 1968, 69
 Brown, Jackie R., 1969, 70, 71
 Brown, James A., 1978, 79, 80
 Brown, Mark W., 1969
 Brown, Robert L., 1969
 Brown, Steven L., 1983
 Brown, Terrence, 2010, 11, 12
 Browning, Barry, 2010, 11, 12, 13
 Brownson, Lynn J., 1946
 Brubaker, E. William, 1942
 Blanchard, Bryan, Robert E., 1950
 Bryant, Vaughn, 1990, 91, 92, 93
 Buckley, Jeff, 1992, 93, 94, 95
 Buckley, Frederick O., 1984, 85
 Buckley, Mike, 1992
 Budge, Hamilton W., 1947, 48
 Budinger, Stephen M., 1977, 78
 Buehler, Charles E., 1960, 61, 62
 Buehler, George S., 1966, 67, 68
 Bulcke, Brian, 2007, 08, 09, 10
 Bunce, Donald R., 1969, 70, 71
 Bunyard, Guy G., 1985, 86
 Burch, Frederick W., 1977, 78
 Burcham, Keith G., 1977, 78, 79
 Burford, Christopher W., 1957, 58, 59
 Burget, Bill G., 1956
 Burke, Edward W. Jr., 1946, 47
 Burke, Mike, 1998
 Burke, Thomas R., 1961, 63
 Burke, William, 1929
 Burkland, Phil V., 1957, 59
 Burnett, Brady F., 1893
 Burnett, William W., 1897, 99, 1900
 Burns, William S., 1914
 Burriss, Eli, 1996, 97
 Bush, Clarence E., 1930
 Bush, Ronald J., 1952, 53, 54
 Butcher, Charles W., 1961
 Butler, John R., 1959, 60, 61
 Butler, Lawrence A., 1970, 71
 Butt, Dale I., 1919

Butterfield, Hayden G., 1904
 Butterfield, Mark, 1992, 93, 94, 95
 Byers, Dan, 1990, 91
 Byrd, Jeff, 1995, 96, 97
 Byrer, James W., 1957, 58

C

Caddel, Ernest W. Jr., 1930, 31, 32
 Cadwalder, Theodore R., 1907, 08
 Caffall, Mark, 1942
 Caglieri, Guido G., 1929, 30
 Cain, Joseph, 1983, 84
 Cairns, Walter S., 1899
 Cajuste, Devon, 2012, 13
 Calfee, Tsar N. Jr., 1950, 51
 Callihan, Lance, 2012, 13
 Callaway, Claude P., 1933, 34, 35
 Calomese, David, 1992
 Calvelli, Anthony, 1936, 37, 38
 Camarillo, Greg, 2002, 03, 04
 Camera, Paul C., 1955, 56
 Campbell, Don L., 1947, 48
 Campbell, Floyd P., 1919
 Campbell, Fred, 2006, 07
 Campbell, Gordon, 1931, 32, 33
 Campbell, Howard F., 1917, 19, 20
 Campbell, John D., 1921, 22, 23
 Campbell, William E., 1895
 Carder, David, 1992, 93, 94, 95
 Cardinalli, Ray A., 1974, 75, 76, 77
 Carle, Nathaniel A., 1895, 96, 97
 Carlson, Harry J. Jr., 1935
 Carpenter, John, 1988, 89, 90
 Carpenter, Scott, 1984
 Carr, Stephen, 2009
 Carrigan, Andrew J., 1966, 67
 Carrington, Devon, 2010, 11, 12, 13
 Carroll, Casey, 2002, 03, 04
 Carroll, Daniel B., 1912, 13, 14, 15, 16
 Carroll, Jon P., 1982
 Carswell, Donn A., 1954, 55, 56
 Carter, Alex, 2012, 13
 Carter, Harley R., 1921
 Carter, Kerry, 1999, 2000, 01, 02
 Carter, Ruben, 1998, 99, 2000, 01
 Casey, John R., 1940
 Caspers, Johnny, 2013
 Cass, Bruce C., 1968
 Cass, Louis, 1909, 11, 12
 Cassidy, Brian, 1990, 91, 92, 93
 Castagnoli, James D., 1948, 49
 Castellucci, Davis L., 1951
 Catron, Josh, 2006, 07, 08, 09
 Caughey, Edgar R., 1919
 Cavanaugh, Glen, 1990, 91, 92, 93
 Caylor, Drew, 2001, 02, 03
 Ceresino, Gordon J., 1975, 76, 77, 78
 Chalmers, Alexander J., 1903, 04, 05, 06
 Chambers, Kirk, 2000, 01, 02, 03
 Chandler, Lore R., 1917
 Chapman, Chris P., 1985
 Chapman, Robert S., 1977, 78
 Chapple, John L., 1962, 63, 64
 Chase, Thaddeus, 2006, 07, 08



Frankie Albert




Guy Benjamin



Gordon Ceresino



Chris Burford



John Brodie



Mike Boryla



Kerry Carter



Gregory Broughton



Ray Anderson

STANFORD FOOTBALL

HISTORY & RECORDS

Cheda, Gilbert E., 1906, 08, 09, 10
 Childs, Robert D., 1947
 Church, Gerald B., 1973, 74, 75
 Clark, George H., 1901, 02, 03, 04
 Clark, Greg, 1995, 96
 Clark, John B., 1956, 57
 Clark, John E., 1934, 36, 38
 Clark, John V., 1947
 Clark, Philip L., 1919
 Clark, William N., 1929, 30
 Clay, Roger A., 1965
 Cleaveland, Norman, 1922, 23, 24
 Clemans, Carl L., 1892 (Spr.), 1892 (Fall)
 Cline, Tony, 1992, 93, 94
 Clinton, Edgar M., 1898
 Clover, Philip P., 1913, 14
 Clover, Preston, 2004, 05, 06
 Clymer, James J., 1980, 81, 82, 83
 Cobb, Garry, 2001, 02
 Cochran, Jon, 2003, 04, 05, 06
 Cochran, Guy H., 1892, 93, 94, 95
 Code, Thomas K., 1892 (Spr.), 1892 (Fall), 93, 95
 Coffin, Robbie L., 1985, 86, 87, 88
 Coffis, James T., 1935, 36, 37
 Coker, Charles M., 1947
 Colberg, Kent S., 1962, 63
 Coldiron, Gene D., 1937, 38, 39
 Cole, Alfred W., 1940, 41
 Colehower, Kurt H., 1984, 85, 86, 87
 Coleman, Richard R., 1916
 Collins, Charles D., 1980
 Colvin, Donald L., 1930, 31, 32
 Combs, Evan, 2002
 Comella, Greg, 1993, 95, 96, 97
 Commissioning, Gerald, 2003
 Conaway, Carlton D., 1963
 Cone, Jesse A., 1949, 50, 51
 Conklin, Roch M., 1956, 58
 Connelly, Michael O., 1964, 65
 Connor, Michael D., 1975, 76
 Conrad, Robert L., 1965, 66
 Cook, Alex J., 1927, 28, 29
 Cook, Archibald B., 1906, 07, 08, 09
 Cook, Brad, 1987, 88
 Cook, Hart N. III, 1948, 49, 51
 Cook, Mike, 1991, 92
 Cook, Ronald M., 1951, 52, 53
 Cook, Toi, 1984, 85, 86
 Cooper, Kenneth F., 1900, 01
 Corbus, William, 1931, 32, 33
 Cordes, William (Chuck), 1971, 72
 Cordova, Michael P., 1974, 75, 76
 Cotten, J. Spencer, 1986, 87, 88
 Cottle, Christopher C., 1959, 60, 61
 Cotton, S.W., 1894, 95, 96, 97
 Cottrell, Stephen G., 1981, 82, 83
 Coughlin, Steve, 1998, 99
 Covault, Jake, 2001, 02, 03
 Cowan, Roger D., 1970, 71, 72
 Cox, James E., 1942, 46
 Crahan, Jack L., 1947
 Craig, Gary H., 1960, 61, 62
 Crane, Robert L., 1938, 39, 40, 41
 Crary, Sherman L., 1929

Craven, Michael, 2002, 03, 04, 05
 Cravens, Robert I., 1920, 22, 23
 Crawford, David P., 1905, 07, 08, 09
 Crepeau, Richard A. Jr., 1954
 Crist, Frank L. (Skip) Jr., 1950, 51, 52
 Crochet, Gerren, 2002, 03, 04, 05
 Cromer, Barry, 1982, 83
 Cronshagen, Jeff, 1996, 97, 98, 99
 Crooks, George A., 1967, 68, 69
 Cross, Eric C., 1970, 71, 72
 Cross, James K., 1967, 69
 Crower, Evan, 2013
 Cuddeback, Murray W., 1922, 23, 24
 Culin, Edward L., 1948
 Culver, Capp, 2002
 Cummings, Edward A., 1960, 61, 62
 Cummings, Irving Jr., 1937
 Cummings, Jackson, 2011, 12, 13
 Cunz, Ken S., 1982
 Curr, Allan M., 1962
 Currie, Andrew, 1996, 97, 98, 99
 Curtice, Aubrey A., 1919

D
 Daka, Robert E., 1937, 38
 Dalman, Chris, 1989, 90, 91, 92
 Daly, John S., 1897
 Dana, I. Ross, 1942
 Danahy, Patrick, 2003, 04, 05, 06
 Daniels, David, 1988
 Danser, Kevin, 2010, 11, 12, 13
 Dapper, Samuel M. (Duker), 1978, 79, 80
 Darsie, William P., 1912, 13
 Davidson, E.E., 1913
 Davidson, Harry D., 1947
 Davidson, Horace H., 1927, 28
 Davis, Branyon, 1993, 94
 Davis, David, 1998, 99
 Davis, Noor, 2013
 Dawson, Donald D., 1958
 Dawson, Raymond E., 1929, 30, 31
 De la Forest, John M., 1966, 67, 68
 De Sylvia, Terry, 1964, 65
 De Young, E. William, 1948, 49
 Dean, Charley, 1999
 Deaton, Jeffrey S., 1981, 82, 83, 84
 Debniak, Alex, 2009, 10, 11, 12
 Deems, Howard E., 1920
 DeCastro, 2009, 10, 11
 DeForest, Joseph G., 1899, 1900
 DeGroot, Dudley S., 1920, 21, 22
 DeLellis, Anthony R., 1961, 62, 63
 Delmare, John D., 1979, 80
 Dembesky, Joe, 2008, 09
 Dennis, Guy H., 1922, 23
 Derby, Richard, 1965, 66
 DeSwarte, David, 1946
 Devine, Aubrey A. Jr., 1946, 47, 48
 DeWeese, Armand J., 1955, 56, 57
 deWitt, Wallace W., 1938
 Dick, Douglas W., 1956, 58
 Dillard, Marshall B., 1983, 85, 86, 87
 Dils, Stephen W., 1977, 78

Dispalatro, Frank, 1979, 80, 83
 Ditlevsen, Robert F., 1940
 Dittman, Seth, 1991, 92, 93, 94
 Dockter, Bobby, 2006, 07
 Doctor, Stephen D., 1954, 55, 56
 Doe, Charles W., 1919
 Dole, Alfred R., 1902
 Dole, Charles S., 1895, 98
 Dole, George E., 1905
 Dole, Kenneth L., 1908, 09, 10, 11
 Dole, Norman D., 1922, 23
 Dole, Wilfred H., 1902, 03, 04
 Donahue, Neil A., 1937, 38, 39
 Donahue, William F., 1959
 Donester, Don, 1994
 Donoghue, Brian, 1996, 97, 1998
 Donovan, Pat B., 1972, 73, 74
 Dorn, Ernest F. III, 1953, 54, 55
 Doster, Guy L., 1952, 53
 Dotterer, Michael J., 1979, 80, 81, 82
 Doub, William K., 1930, 31, 32
 Doughty, R.M., 1921, 22
 Douglas, Joe G., 1921
 Douglas, Jon A. (Jack), 1955, 56, 57
 Dowd, Bernard G. Jr., 1958, 59, 60
 Downing, Claud S., 1892, 93
 Downing, Paul M., 1892 (Spr.), 1892 (Fall), 93, 94
 Doyle, Morris, 1928, 29
 Draft, Chris, 1994, 95, 96, 97
 Dray, Jim, 2006, 07, 08, 09
 Dressel, Chris, 1980, 81, 82
 Driscoll, Thomas A., 1928, 29
 Drown, Jack A., 1933, 34
 Dubofsky, Frank N., 1961, 62
 Dudchock, Davis, 2011, 12, 13
 DuFault, Scott G., 1985
 Dunn, Damon, 1994, 95, 96, 97
 Durket, Michael, 1947
 Dwight, Herbert M., 1923
 Dykstra, James C., 1980, 81

E
 Eadie, Ronald E., 1950, 51, 52
 Eagle, Walter E., 1955
 Easter, C.J., 2008
 Edwards, Jeff, 2003, 04, 05, 06
 Edwards, LeRoy M., 1906
 Edwards, Trent, 2003, 04, 05, 06
 Eghob, Pannel, 2005, 06, 07, 08
 Ehrhorn, Charles S., 1930, 31
 Eide, Jon, 1998
 Eklund, Ryan, 2004
 Eldredge, David P., 1952
 Eller, Jack R., 1946
 Elliott, Richard C., 1955
 Ellis, Kwame, 1992, 93, 94, 95
 Foley, John A., 1979, 80, 81, 82
 Enberg, Donald M., 1948, 49, 50
 Engel, Dennis L., 1979, 81, 82
 Engel, Eugene A., 1977, 78, 79
 Englehardt, Robert N., 1986, 87, 88, 89
 Ennis, Greg C., 1986, 87, 88
 Erb, Arthur L., 1913, 14, 15

Erb, Benjamin E., 1908, 10, 11, 12
 Erb, William M., 1899, 1900
 Erickson, Wayne C., 1946, 47
 Ertz, Zach, 2010, 11, 12
 Eschelmann, Scott, 1986, 87, 88, 89
 Essegjan, Charles A. Jr., 1950, 51, 52
 Etiz, Brent, 2010, 11, 12
 Evans, Charles A., 1976, 77, 78, 79
 Evans, Charles B., 1908
 Evans, Jason, 2005, 06, 07
 Evans, Kris, 2006, 07, 08, 09
 Evans, Marlon, 1994, 95, 96
 Evans, Quinn, 2009, 10
 Ewing, Terry M., 1968, 69, 70

F
 Face, William H. Jr., 1958, 59, 60
 Fair, Lee P., 1971, 72
 Fairchild, Joe, 1997, 98, 99
 Falk, Oliver S., 1917
 Fasani, Randy, 1998, 99, 2000, 01
 Faulkner, George C., 1908
 Faust, Justin, 2001, 02
 Faville, Richard W., 1921, 22, 23
 Fawcett, Randall (Buck), 1941, 42
 Fay, Peter, 1937, 38
 Feldman, Martin, 1946, 47
 Fenton, K.L., 1906, 07
 Ferguson, James J., 1971, 72, 73
 Ferguson, John, 1971, 72, 73
 Ferko, Leo M., 1936, 37
 Fernandes, Ronald A., 1958, 59, 60
 Fernandez, Ryan, 1998, 99, 2000, 01
 Ferris, Harold H., 1947
 Fiander, William B., 1984, 85, 86, 87
 Fickert, Charles, 1894, 95, 96, 97, 98
 Field, Julian D., 1947, 48, 49
 Finley, John A., 1975, 77
 Fisher, Ernest L., 1983, 84, 85
 Fisher, Forrest S., 1896, 97, 98
 Fisher, Ralph S., 1899, 1900
 Fisk, Jason, 1991, 92, 93, 94
 Fitting, John W., 1909
 Fitzmorris, Tyce M., 1961
 Fix, Donald R., 1947, 48, 49
 Flacco, John, 2013
 Flanagan, Thomas F., 1964, 65
 Flatland, Richmond Jr., 1946, 47
 Fleener, Coby, 2008, 09, 10, 11
 Fleishacker, Herbert Jr., 1927, 28, 29
 Fleming, Cameron, 2011, 12, 13
 Fletcher, Alex, 2005, 06, 07, 08
 Flood, Randolph G., 1918, 19
 Flood, Raymond O., 1924
 Flowers, Monteville D. Jr., 1919
 Floyd, Dan B., 1977, 78, 79
 Focht, Aaron, 1998, 99, 2000
 Foley, Paul Stephen, 1978
 Fonoti, Tauai, 2003, 04, 05
 Forbes, Frank A. Jr., 1946
 Forcier, Jason, 2008
 Foster, Galen, 1989
 Fowler, Andrew, 2010, 11
 Fox, Bradley S., 1977, 78

Francis, Dan R., 1973, 74, 75
 Francis, Jack P., 1940, 41
 Francis, Phillip K., 1976, 77, 78
 Frank, Alvin H., 1910, 11
 Frank, Nick, 2003, 04, 05, 06
 Frankenheimer, Julius J., 1892, 93, 94, 95
 Freeman, Charles G., 1968
 Freeman, Christopher, 1925, 26, 27
 Freeman, Lewis R., 1898
 Freeman, Trey, 2000, 01, 02
 Freis, Joel H., 1956, 57, 58
 Frentrup, Lud, 1927, 28, 29
 Friedrichs, Matt, 1998, 99, 2000, 01
 Frisbee, Robert D., 1942
 Frizell, Porter T., 1905
 Frost, Scott, 1993, 94
 Frost, Steve, 1994, 95
 Fua, Sione, 2006, '08, 09, 10
 Fuentes, Martin K., 1978
 Fujikawa, Ronald K., 1969
 Furlanic, Richard A., 1954, 55

G
 Gabriel, Anthony, 1998, 99, 2000, 01
 Gaedtke, Richard J., 1949, 50
 Gaertner, Chris, 2013
 Gaffney, Brian, 2000, 01, 02, 03
 Gaffney, Tyler, 2009, 10, 11, 13
 Gallarneau, Hugh, 1938, 39, 40
 Ganong, Carl F., 1907, 08
 Gant, Richard A., 1952, 53
 Gant, Vernon F., 1968
 Garber, Sidney J., 1957, 58, 59
 Garcia, Rodrigo F., 1971, 72, 73
 Gard, F.J., 1911, 12, 13, 14
 Gardner, Greg C., 1982
 Gardner, Ben, 2010, 11, 12, 13
 Garner, Rodney G., 1950, 51
 Garnett, David, 1989, 90, 91, 92
 Garnett, Joshua, 2012, 13
 Garnett, Kevin, 1992, 93, 94
 Garnier, Edward P., 1936, 37
 Garrett, Robert D., 1951, 52, 53
 Garrison, Ben, 1999, 2000
 Gatewood, Corey, 2007, 08, 09, 10, 11
 Gayles, Eddie, 2000
 Gaynor, T.J., 1992, 93, 94, 95
 Gebert, Robert R., 1953
 Geddes, Donald, 1954, 55
 Geissler, E.D., 1910, 11
 George, Ron, 1990, 91, 92
 Gerald, Gregory M., 1915
 Gergen, Robert R., 1953
 Gerhart, Toby, 2006, 07, 08, 09
 Gervais, Richard P., 1977, 78, 79, 80
 Ghiolotti, Robert V., 1947, 48
 Giallonardo, Thomas M., 1967
 Gibbs, Coy, 1991, 92, 93, 94
 Giles, Scott., 2000, 02
 Gill, Stan P., 1985
 Gillingham, Chuck, 1987, 88, 89, 90
 Gilman, Charles E., 1899
 Gilmete, Joaquin A., 1983, 84, 85



John Chapple



Toi Cook



William Corbus



Edward Cummings



David DeCastro



Pat Donovan



John Elway



Hugh Gallarneau



Rod Garcia



Gilmore, Rodney C., 1979, 80, 82
 Glaspie, Byron, 1998, 99, 2000
 Goldberg, Jerome L., 1952, 53, 54
 Goldstein, Max H., 1971, 72, 73
 Golia, Travis, 2008
 Gordon, Amon, 2001, 02, 03
 Gordon, Darrien, 1990, 91, 92
 Gordon, Jack S., 1959, 60, 61
 Gottfried, Brandon, 2011
 Gowan, Jacob, 2010, 11, 12
 Grable, Dave, 1991, 92, 93, 94
 Graff, Stanley R., 1938, 39, 40
 Grant, Alan, 1986, 87, 88, 89
 Grant, John E., 1935, 36
 Graves, Jonathan (Jody), 1968, 69, 70
 Grayson, Robert H., 1933, 34, 35
 Green, David, 2008, 09, 10, 11
 Green, Henry E., 1985, 86, 87, 88
 Greer, Roger P., 1975
 Greer, William L., 1939
 Grenardo, Ozzie, 1991, 93, 94
 Grey, George C., 1930, 31, 32
 Gribbin, Franklin P., 1931, 32, 33
 Griffin, Levirt, 2006, 07
 Griffin, Peter, 2005, 06, 07
 Griffin, Robert R. Jr., 1949, 50, 51
 Grimm, Trevor A., 1959
 Grissum, Darrell W., 1981, 82, 83
 Grosh, M.D., 1892
 Groves, James L., 1937, 39
 Guillory, John L., 1964, 65, 66
 Gunder, Austin, 2005, 06, 07, 08
 Gustafson, Jerry F., 1953, 54, 55

H

Hachten, William A., 1946
 Haile, Jeffrey A., 1980, 81
 Halamandaris, George, 2010
 Haley, Samuel M., 1911
 Hall, Derek, 2008, 09, 10
 Hall, Efton Jr., 1970
 Hall, Elwin B., 1912, 13, 14
 Hall, Mike, 1992, 93, 94, 95
 Hall, Robert P., 1942, 46
 Hall, Thomas Z., 1977, 78, 81
 Hallick, Brad, 2010
 Halstead, Samuel T., 1915
 Hamilton, Dwain, 1983, 84
 Hamilton, Glenn H., 1936, 38
 Hamilton, Kadar, 1994, 95, 96, 97
 Hamilton, Robert A., 1933, 34, 35
 Hammett, Raymond M., 1940, 41, 42
 Hancock, Ronald C., 1971, 72
 Hand, Milton N., 1930, 31
 Handley, Ray R., 1963, 64, 65
 Hanner, Allen F., 1952
 Hansel, Peter A., 1971, 72, 73
 Hansel, Tim, 1963
 Hansen, Carl, 1994, 95, 96, 97
 Hansen, Jeff, 1994
 Hanson, Mark, 1988, 89, 90
 Hanson, Tommy, 1994, 95, 96, 97
 Harder, Theodore, 1926, 27, 28
 Hardin, Tripp, 1982, 83

Hardy, Arthur C., 1931
 Harmon, Mark R., 1981, 82, 83, 84
 Harper, Matt, 1993, 94
 Harrelson, William H., 1893, 94
 Harrigan, P.F., 1910, 11, 12
 Harrington, A. Tauasu, 1955, 56, 57
 Harris, John P., 1975, 76
 Harris, Kwame, 2000, 01, 02
 Harris, Larry W., 1977, 78, 79, 80
 Harris, Leo A., 1925, 26
 Harris, Mark, 1993, 94, 95
 Harris, Marvin K., 1961, 62, 63
 Harris, Ronnie, 2012, 13
 Harris, Walter L., 1984, 85, 86
 Harrison, Brandon, 2003, 04, 05, 06
 Harry, Emile M., 1981, 82, 83, 84
 Hartranft, S. Glenn, 1921
 Hartvickson, Leon M., 1967
 Hartwig, Charles M., 1962, 63
 Hashimoto, Mark, 1984, 85
 Haskins, Jon, 1994, 95, 96, 97
 Hatzenbuehr, Mark, 1990, 91, 92, 93
 Hauser, Henry P., 1917
 Hauverman, Cornelius D., 1901, 02, 03
 Hawkins, Chris, 1987, 88, 89
 Hayes, Anthony, 2013
 Haygood, John T., 1967, 68
 Hazellrigg, Thomas R., 1965, 66, 67
 Hazzard, William C., 1894
 Head, Brian, 2002, 03, 04
 Head, Gordon E., 1934
 Hearney, Richard D., 1960
 Hebert, John, 1993, 94, 95
 Heffernan, Robert E., 1966, 67, 68
 Heinecke, Walter, 1927, 28, 29
 Heinly, Donald, 1908
 Heiser, Peter E., 1929, 30, 31
 Heitmann, Eric, 1998, 99, 2000, 01
 Heiser, Charles W. Jr., 1920
 Hemschoot, Joe, 2011, 12, 13
 Henley, Thomas H. III, 1983, 84, 85, 86
 Henry, Wilbur A., 1918
 Henton, John, 1993, 94
 Heron, Ivar C., 1917
 Herring, Ed, 1992
 Hewitt, Ryan, 2010, 11, 12, 13
 Hey, Clifford L., 1924
 Hibler, Michael K., 1964, 65, 66
 Hibler, Paul J., 1977, 78, 79
 Higgins, John M., 1946
 Hildebrand, Alfred P., 1961, 62, 63
 Hill, Corey, 1994, 95, 96, 97
 Hill, Donald K., 1925, 26, 27
 Hill, Harrison W., 1898, 1900, 01
 Hill, L. Anthony, 1973, 74, 75, 76
 Hill, Mark N., 1975, 76, 77
 Hillman, Harry H. Jr., 1929, 30, 31
 Hillman, John N., 1931, 32, 33
 Hinckley, Beckett, 1990, 91
 Hinckley, Robert W., 1986, 87, 88, 89
 Hines, Andre P., 1978, 79
 Hinshaw, Chester J., 1960
 Hinshaw, Dean S., 1958, 59, 60
 Hoaglin, Mark K., 1974, 75, 76
 Hobbs, Chris, 2006, 07

Hobson, Louis, 2001, 02, 03
 Hodari, Simba, 1998, 99, 2000, 01
 Hoegh, Robert L., 1951, 52
 Hoffman, Clifford P., 1926, 27, 28
 Hoffpauir, Zach, 2012, 13
 Hogan, Kevin, 2012, 13
 Hogg, Charles H., 1892 (Spring)
 Hoisch, Alan M., 1942
 Hokanson, Charles R., 1949, 51
 Holdridge, Jay F., 1936
 Holloway, Brian D., 1978, 79, 80
 Holman, John R., 1906, 07, 08, 09
 Holman, Mike, 2000
 Holt, Preston, 1919
 Holwerda, Jacob J., 1932, 33
 Honore, George L., 1959, 61
 Hooper, Gregory F., 1979, 80, 81, 82
 Hooper, Trevor, 2003, 04, 05, 06
 Hoos, Earl M., 1933, 36
 Hoover, Marcus, 1998, 99, 2000, 01
 Hopkins, Charlie, 2013
 Hopkins, John, 1987, 88, 89, 90
 Horgan, Michael, 2004, 05
 Horn, Chris, 2005, 06, 07
 Horn, Richard H., 1949, 50, 51
 Horowitz, Steven C., 1969, 70
 Horton, Larry L., 1905, 06
 Houck, George M., 1922
 Howard, Willie, 1997, 98, 99, 2000
 Howe, John M., 1952, 53
 Howe, Stephen J., 1976, 77
 Howell, Delano, 2008, 09, 10, 11
 Hoyem, Steve, 1990, 91, 92, 93
 Hubbard, C. William, 1975, 76
 Hubbard, Derek, 1995, 97
 Huckestein, Ray C., 1985, 86, 87, 88
 Hugasian, Harry, 1949, 50, 51
 Hulen, Ray J., 1930, 31
 Humphreys, Brad T., 1985, 86, 87
 Humphreys, Philip M., 1965
 Hunt, Albert B., 1930
 Hunt, Robert W., 1923, 24
 Husak, Todd, 1996, 97, 98, 99
 Huss, Jon D., 1966, 68
 Hutchings, Charles H. Jr., 1980, 81, 82, 83
 Hutchinson, Chad, 1996, 97
 Hyde, Clarence E., 1904
 Hyland, Richard F., 1925, 26, 27

I

Inge, Ron E., 1973, 74, 75, 76
 Ingham, George W., 1959
 Isaacs, Carl E., 1955, 56
 Ishman, Reginald E., 1971, 72, 73

J

Jackson, Bill H., 1985
 Jackson, David, 2005
 Jackson, Jerome, 2007
 Jackson, Terence, 1981, 82, 83, 84
 Jacob, Joseph C., 1949, 50
 Jacobs, George C., 1903

Jacobs, Quincy, 1993, 94, 95
 James, Edwin W., 1898
 James, Jeffrey D., 1984, 85, 86, 87
 Janssen, Clayton R., 1922
 Jeffs, A.S., 1895, 96, 97
 Jena, Douglas K., 1972, 73
 Jenke, James A., 1974, 75
 Jenkins, Julian, 2002, 03, 04, 05
 Jerich, Mike, 1992, 93, 94
 Jessen, Christopher F., 1961, 62
 Johannessen, Edward L.H., 1939, 41
 Johnson, Blaise, 2007, 08
 Johnson, Brian, 1987, 88, 89
 Johnson, Chris, 1996, 97, 98, 99
 Johnson, Eric, 2001, 02, 03
 Johnson, Jim, 2000
 Johnson, Jimmie, 1997
 Johnson, Lance, 1987, 88
 Johnson, Landon, 2004, 06, 07
 Johnson, Riall, 1997, 98, 99, 2000
 Johnson, Teyo, 2001, 02
 Johnston, Charles F., 1922, 23, 24
 Johnston, Philip F., 1932
 Jones, Craig, 2013
 Jones, Lawrence C., 1970, 71
 Jones, Ray, 2004, 06
 Jones, Richard V. Jr., 1954, 55
 Jones, Winford M., 1939
 Josephson, Kurt H., 1984, 85, 86
 Jubb, Stephen W., 1969, 70

K

Kadziel, Ronald D., 1968, 69, 70
 Kaffen, James P., 1972, 73
 Karakozoff, Alex L., 1973, 74, 75, 76
 Kass, Dorean, 1998, 99
 Kauffman, James H., 1968, 69, 70
 Kaumatule, Luke, 2012, 2013
 Kazanjian, John C., 1927
 Keblusek, Edward R., 1946
 Kegley, Carl S., 1917
 Kehl, James A., 1970, 71
 Kehrl, Bruce A., 1963, 64, 65
 Keiser, Thomas, 2008, 09, 10
 Kellar, William E., 1974, 75, 76, 77
 Keller, Richard, 1968, 69
 Kellner, Stuart L., 1966, 67, 68
 Kelly, James B., 1924
 Kelly, Pat S., 1985, 86
 Kemper, Steve A., 1973, 74
 Kennedy, Martin H., 1892, 93, 94
 Kerekes, George A., 1976, 77, 78
 Kerkorian, Gary R., 1949, 50, 51
 Kerman, John R., 1939, 40
 Kern, Eugene F., 1911, 12
 Kester, Edgar C., 1916
 Kousseff, Stephen E., 1938, 39
 Kidd, John D., 1956, 57
 Kieburz, Geoffrey B., 1974, 75, 76, 77
 Killefer, Wade, 1969
 Kimble, Anthony, 2005, 06, 07, 08
 Kindler, Dorsey B., 1946
 King, Gordon D., 1975, 76, 77
 King, Leon, 1950, 51

Kinney, Paul B., 1918
 Kirkland, Alfred D., 1951, 52
 Kirsch, William B., 1937, 38
 Kirtman, Nathaniel, 1967
 Kirwan, Andre, 1993, 94, 95, 96
 Kite, Walter E., 1932
 Klabau, Theodore A., 1927, 28, 29
 Klaffer, Derron, 1991, 92
 Klein, Bud D., 1948, 49
 Klein, Jimmy, 1989, 90
 Klipper, L. Younger, 1970, 71, 72
 Kloos, Michael A., 1971
 Kmetovic, Peter G., 1939, 40, 41
 Knapp, Sam, 2010
 Knecht, Tommy, 1991, 92, 93
 Knight, Courtland W., 1913, 15
 Knight, Robert B., 1901
 Koehn, John P., 1970
 Koerner, William, 1905, 06, 07, 08
 Kohlmoos, Michael, 1987, 88
 Kolesnikow, Andy M., 1974, 77
 Kolich, Tom, 2002
 Kopa, Matt, 2006, 07, 08, 09
 Kraft, Warren H., 1921
 Krickeberg, Roy W., 1953, 54
 Kroeker, Andrew, 1995, 96, 97, 98
 Kynes, Cason, 2011

L

La Combe, Emile A., 1931
 La Prade, Loren H., 1941, 42
 Laakso, Albert M., 1948, 49
 Laborde, Henri J., 1932
 Lacey, Juan Carlos, 1998, 99
 Lacey, Laurcene A., 1958, 59
 Lachmund, Otto G., 1913, 14
 Ladner, Ben, 2006, 07
 Laidlaw, Scott R., 1972, 73, 74
 Lamanuzzi, Victor, 1971, 72
 Lamar, Kevin T., 1980, 82, 84
 Lambert, Thomas B., 1930, 31
 Lancaster, Jarek, 2010, 11, 12, 13
 Landis, Craig S., 1985, 86
 Lang, Bruce, 1986, 87, 88, 89
 Lange, Scott, 1993
 Langford, J. Michael, 1974, 75
 Laord, William H., 1930
 Larsen, Neils T., 1934, 35
 Lasater, Richard W. II, 1968, 69, 70
 Lasley, J.J., 1989, 90, 91, 92
 Latham, Robert M., 1951
 Laubscher, Wesley F., 1951
 Laumeister, Clarence F., 1906
 Laverty, Roger M., 1942
 Lawson, James W., 1922, 23, 24
 Lazetich, Peter G., 1969, 70, 71
 Le, Tuan Van, 1988, 89, 90, 91
 Leahy, John G., 1959
 Ledebuer, Frederick B., 1937, 38
 Lee, Austin, 1998, 99, 2000, 01
 Lee, Howard S., 1899, 1900
 Leeuwenburg, Richard P., 1962, 63, 64
 Leiker, Tony W., 1985, 86
 Lemon, J.R., 2002, 03, 04, 05



Robert Garrett



Ron George



Toby Gerhart



Robert Grayson



Robert Hamilton



Ray Handley



Willie Howard



Andy Kerr



Peter Kmetovic



STANFORD FOOTBALL

HISTORY & RECORDS

Lemon, Steven R., 1980, 81, 83
 Leonard, Matt, 1999, 2000, 01, 02
 Lettinich, Edward B., 1934
 Levy, David N., 1919, 20
 Lewis, Chris, 2000, 01, 02, 03
 Lewis, David R., 1964, 65, 66
 Lewis, John K., 1955
 Lewis, Laurence D., 1926, 27, 28
 Lightfoot, Dan R., 1968, 69, 70
 Liljenwall, Theodore J., 1947, 48
 Lilly, John K., 1917
 Lindskog, Stanley V., 1960, 61, 62
 Lindskog, Victor J., 1940, 41
 Lloyd, Dallas, 2013
 Lodato, Jack D., 1962, 63, 64
 Lohn, Nate, 2013
 Lofton, David, 2004, 05, 06
 Lofton, James D., 1975, 76, 77
 Loncar, Ken, 1994, 95
 Long, David, 2004
 Long, Joe E., 1955
 Long, Robert W., 1954, 55, 56
 Longinotti, John F., 1965
 Lonsinger, Donald B., 1981, 83
 Loomis, Frederick C., 1923
 Lorig, Erik, 2006, 07, 08, 09
 Lorimer, Delmar B., 1972, 73
 Lortie, Joe E., 1985, 86, 87
 Lough, Charles, 1989
 Loukas, Alex, 2008, 09, 10
 Lovelady, Michael, 2003
 Lucas, Richard M., 1949, 50
 Luck, Andrew, 2009, 10, 11
 Luckett, William E., 1936, 37
 Ludeke, Frederick S., 1921, 22, 23
 Ludeke, John M., 1954
 Lueders, Blake, 2010, 11, 13
 Lynch, John, 1990, 91, 92
 Lynn, Gary, 1975, 76, 77
 Lynn, Kelton, 2006, 07
 Lynn, Tom M., 1974, 75
 Lyons, Wayne, 2011, 12, 13
 Lyons, Willard E., 1905

M

Mabry, Tyler, 2008, 09, 10, 11
 MacAlpine, Archibald B., 1920
 Macaluso, Nick, 2007, 08, 08
 Macaulay, John D., 1978, 79, 80, 81
 Macaulay, Rob M., 1983
 MacDonald, John W., 1956
 Maccellari, Michael, 2005
 Machtoif, Mark A., 1983, 84
 MacMillan, Kevin B., 1979, 80, 81
 Madigan, Richard B., 1946
 Madsen, Josh, 1991, 94, 95, 96
 Maentz, Robert C., 1933, 34, 35
 Mahoney, John V., 1985, 86, 87, 88
 Mahoney, Philip A., 1980, 81
 Mangan, Robert T., 1936
 Manning, Brian, 1993, 94, 95, 96
 Mannon, William H., 1942
 Manoogian, Norman V., 1950, 51, 53
 Manoukian, Donald J., 1954, 55, 57

Marchin, Jeff T., 1985, 86
 Marcus, Lenard, 1994
 Marecic, Owen, 2007, 08, 09, 10
 Margala, Kenneth J., 1971
 Margerum, Kenneth, 1977, 78, 79, 80
 Marinelli, Chris, 2006, '07, 08, 09
 Marks, William P., 1930, 31
 Marohnic, David J., 1981, 82, 83, 84
 Marquess, Mark E., 1966, 67, 68
 Marrero, David, 2003, 04, 05
 Marriott, Joseph S., 1916
 Marshall, Robert G. II, 1954, 55
 Martin, Brent J., 1981, 82, 83, 84
 Martin, Folrest S., 1972, 73, 74
 Martin, Jonathan, 2009, 10, 11
 Martin, Joseph C., 1972, 73
 Martin, Lugene B., 1946, 47, 48
 Martinez, Blake, 2012, 13
 Martinez, Martin J., 1981
 Masifilo, Matt, 2008, 09, 10, 11
 Mason, Grant, 2002
 Mason, John F., 1964, 65, 66
 Massey, Thomas J., 1967, 68
 Mastin, Robert H., 1941
 Mathias, Robert B., 1951, 52
 Matter, Kyle, 2002, 03, 04, 05
 Matthews, Robert E., 1935, 36, 37
 Mattran, Tim, 2004, 05, 07
 Mattson, Robert M. (Bo), 1980
 Mauro, Josh, 2010, 11, 12, 13
 Maxfield, Blaine, 1997
 Mayers, Frank B., 1907
 Maynor, Pat, 2005, 06, 07, 08
 Mayrhofer, Leonard F., 1952
 McAndrew, Tom, 2006, 07, 08, 09
 McBride, Bert, 2007, 08, 09
 McCaffrey, Edward T., 1986, 87, 89, 90
 McCain, Warren E., 1940, 41
 McCamant, James D., 1954
 McCann, Eugene D. (Dan), 1976, 77
 McClernan, Matt, 2004, 05, 06
 McClintock, Colin H., 1939
 McCloud, Charles E., 1970, 71, 72
 McClure, Timothy J., 1968, 69, 70
 McColl, Duncan B., 1974, 75, 76
 McColl, Milton B., 1977, 78, 79, 80
 McColl, William F., 1949, 50, 51
 McCormick, Charles T., 1961, 63
 McCreery, John H., 1925, 26, 27
 McCullum, Jamien, 1998, 2000, 01
 McCullum, Justin, 2003, 04, 05
 McCutcheon, Marcus, 2003, 04, 05, 06
 McDonough, John T., 1939
 McDougal, Damon, 1993
 McElroy, William D., 1937, 38
 McFadden, Conor, 2012, 13
 McFadden, Ralph J., 1900, 01, 02
 McFadden, Thomas L., 1899, 1900
 McFall, Carlos, 2005, 06
 McGillicuddy, James, 2008, 09, 10
 McGilvray, A.B., 1902
 McGovern, Larry D., 1974, 76
 McGraw, Tyrone, 2007
 McGillicuddy, James, 2008, 09
 McGregor, Robert A., 1978

McKay, Charles W., 1951
 McKeever, Barry J., 1985, 86, 87, 88
 McKenna, John F., 1956
 McKenna, Thomas J., 1955
 McKenzie, Douglas B., 1967, 68
 McKittrick, Jack W., 1947, 48
 McLaughlin, Mike, 1996, 97, 98, 99
 McMillan, Donald C., 1936
 McMillan, Frank L., 1937
 McMillan, George, 1893
 McMillen, Roderick E. Jr., 1957, 58, 59
 McMillin, Jeri L., 1955, 56, 57
 McNally, Bo, 2006, 07, 08, 09
 Medved, Anton J., 1942
 Meiners, Arnold W.J., 1939, 40, 42
 Meinken, Geoff, 2010, 11
 Melloway, Marvin L., 1949
 Mennie, Carl, 1994
 Merlo, James L., 1971, 72
 Merlo, Richard M., 1974, 75, 76
 Merrill, James A., 1970
 Merrill, Than, 1997
 Merriman, Lloyd A., 1946
 Mertz, Laurence L., 1921, 22
 Mervin, Daniel D., 1947, 48, 49
 Mescher, Kevin, 1987, 88
 Messer, Phillip H., 1966, 67, 68
 Meyer, Frederick D., 1939, 40, 41
 Meyers, Robert E. Jr., 1950, 51
 Meyers, William J., 1971, 72
 Miccichi, Tony, 1988, 89
 Michel, Michael W., 1975, 76
 Middlekauff, Peter D., 1964
 Middleton, Joel D., 1923, 24, 25
 Milburn, Glyn, 1990, 91, 92
 Millage, James H., 1926
 Miller, John D., 1907, 08
 Miller, Kevin, 1995, 96, 97, 98
 Miller, Michael R., 1967
 Miller, Mike, 2006, 07
 Miller, Reed, 2012, 13
 Milligan, Robert F., 1931
 Mills, Aaron, 1991, 92, 93, 94
 Mills, James M., 1965, 66
 Minturn, LeRoy, 1906, 07, 09, 10
 Mitchell, Emery F. III, 1948, 49
 Mitchell, Howard L., 1923, 24, 25
 Mitchell, Mike, 1993, 1995, 96, 97
 Mitchell, Mowatt M., 1907, 08, 09
 Mitchell, Patrick, 1981, 82, 83, 84
 Mitchell, Robert S., 1941
 Mitchell, Standish L., 1909, 10
 Mitre, Anthony, 1977, 78
 Moffatt, Philip J., 1929, 30, 31
 Moffett, Eugene V., 1966
 Mohrman, Allen M. Jr., 1965, 66
 Molfino, Albert A., 1905, 06
 Moller, John M. (Jack), 1976
 Molsalve, Carlos A., 1934
 Monmouth, Reuben L. Jr., 1972
 Monson, Chris S., 1980, 81, 82
 Monteeth, Richard J., 1952, 53
 Montgomery, Ty, 2011, 12, 13
 Moore, Casey, 1999, 2000, 01, 02
 Moore, Dennis J., 1968, 69, 70

Moore, Evan, 2003, 04, 05, 07
 Moore, Francis J., 1925
 Moore, Miles N., 1969, 70, 71
 Moore, Patrick S., 1970, 71, 72
 Moore, Rob G., 1980, 81, 82, 83
 Moore, Robert R., 1968, 69, 70
 Morabito, Justin, 1993, 94, 95
 Moran, Matthew R., 1981, 82, 83, 84
 Morehouse, Charles J., 1960
 Morley, Samuel R., 1951, 52, 53
 Morley, Vivirn A., 1927
 Morris, Allyn E., 1947
 Morris, Brian M., 1983, 84, 85, 86
 Morris, Carl G., 1984, 85, 86, 87
 Morrison, Benjamin F., 1942
 Morze, David S., 1978, 79, 80, 81
 Moscrip, James H., 1933, 34, 35
 Mosich, Anthony J., 1954, 55
 Motherway, Matt, 1998
 Muagutuia, Myles, 2010, 11
 Mueller, Mark, 2007, 08, 09
 Muller, Donald F., 1927, 28, 29
 Muller, Wes C., 1933, 34, 35
 Mullin, Jack W., 1939
 Mullins, Eric D., 1980, 81, 82, 83
 Mulroy, Vincent D., 1976, 77, 78
 Munger, John R., 1936
 Munroe, Richard P., 1942
 Murphy, Chester G., 1896, 97, 98, 99
 Murphy, Kyle, 2012, 13
 Murphy, Michael, 1925, 26, 27
 Murphy, Trent, 2011, 12, 13
 Murray, Gary S., 1970, 71, 72
 Murray, Paul C., 1922, 23
 Muster, Brad W., 1984, 85, 86, 87
 Muth, Ben, 2005, 06, 07, 08
 Myers, Glenn C., 1963, 64, 65

N

Naatjes, Darin, 2000
 Naber, Kenneth E., 1977, 78, 79, 80
 Nafzinger, James, 1947, 48
 Nagel, Otto A., 1918
 Nash, Dan, 1987, 88, 89
 Natcher, Stanlus Z., 1926
 Neal, Joe F., 1962, 63, 64
 Neal, Ronald B., 1910
 Neff, John R., 1954, 55
 Neill, Michael R., 1979, 80, 81
 Neill, Philip S., 1929, 30, 31
 Neill, William C. Jr., 1923, 24
 Nelson, Darrin M., 1977, 78, 80, 81
 Nelson, David E., 1965, 66, 67
 Nelson, Keanu, 2011, 12, 13
 Nevers, Ernest A., 1923, 24, 25
 Newberry, Jared, 2001, 02, 03, 04
 Newhouse, Brent, 2004, 05, 06, 07
 Newton, Michael E., 1986, 87, 88
 Nichols, Blaik, 1988
 Nichols, Robert G. Jr., 1962, 63, 64
 Nicholson, William H., 1967, 68
 Nickel, Paul, 1989, 90, 91, 93
 Nicolet, Robert A., 1957, 58
 Nikolai, Irvin, 1957, 58, 59

Nnoli, Emeka, 2005, 06
 Noble, Michael F., 1982, 83, 84, 86
 Nolan, Zach, 2008, 09, 10
 Norberg, Henry F. Jr., 1940, 41, 42
 Norgard, Alvar A., 1931, 33
 Norman, Richard M., 1958, 59, 60
 Norris, George D., 1978
 Norwood, Toby, 1990, 91, 92, 93
 Nottingham, Brett, 2011, 12
 Nunes, Josh, 2010, 11, 12
 Nye, Blaine F., 1965, 66, 67
 Nye, Tom A., 1984, 85, 86

O

O'Connor, Robert C., 1933
 O'Neal, Edmond, 2002
 Ogle, William A., 1964, 65, 66
 Okwo, Michael, 2003, 04, 05, 06
 Olenchak, John H., 1974, 75, 76
 Oliver, Richard E., 1967, 68, 69
 Olmsted, Clarence E., 1910
 Olsen, Nathan, 1992, 93, 94
 Olson, David, 2013
 Olugbode, Kyle, 2011, 12, 13
 Orme, Charles H. Jr., 1938, 39, 40
 Ornick, Kenneth E., 1980, 83
 Osaisai, Wopamo, 2005, 06, 07, 08
 Oshinowo Jr., Babatunde, 2002, 03, 04, 05
 Ostrander, Dale H., 1960
 Ostrander, T.C., 2004, 05, 06, 07
 Ostrander, William R., 1965
 Ostrom, Sig R., 1973, 74, 75
 Otoupal, Vince, 1989, 90, 91, 92
 Ottmar, David A., 1972, 73
 Ottovegio, Jay, 2004, 05, 06, 07
 Owen, Chauncey C., 1906, 07
 Owusu, Chris, 2008, 09, 10, 11
 Owusu, Francis, 2013

P

Packard, David, 1933
 Palamountain, Bennett H., 1932, 33
 Palin, Drew W., 1973, 74
 Pallette, Charles W. Jr., 1919
 Pallow, Rick, 1989, 91
 Palmbush, Scott, 1987, 88, 89, 90
 Palmer, Richard A., 1940
 Palumbis, Jason, 1988, 90, 91
 Papanthassiou, Andrew, 1986, 87, 88, 89
 Pape, Terry E., 1972, 73, 74
 Pappas, Ted A., 1973, 74, 75
 Parish, Don E., 1967, 68, 69
 Park, Kaulana H., 1982, 83, 84
 Parker, Garth, 1897, 98, 99
 Parker, Melvin F., 1918, 19
 Parker, Richard D., 1977, 78, 79
 Parker, Roderick J., 1938, 40
 Parker, Tyrone, 1990, 91, 92, 93
 Parks, Nathan, 1994, 95, 96
 Parry, David, 2011, 12, 13
 Patchett, Ernest L., 1925, 26
 Patitucci, Frank M., 1961, 62, 63



James Lawson



Peter Lazetich



James Lofton



Andrew Luck



John Lynch



Owen Marecic



Ken Margerum



Ed McCaffrey



Bill McColl



Patrick, John C., 1919, 20, 21
 Pattersen, David E., 1939, 42
 Patterson, Jamal-Rashad, 2009, 10, 11, 12
 Patton, Chester G., 1939
 Paulman, William H., 1935, 36, 38
 Pavko, Michael R., 1965, 66
 Pavlic, John W., 1961, 63
 Paye, John A., 1983, 84, 85, 86
 Paye, John P., 1962
 Payne, Kevin N., 1985
 Peat, Andrus, 2012, 13
 Peck, Edward L., 1913
 Peck, Kendall, 1947, 49
 Pelluer, Arnold, 1986, 87, 88
 Pelouze, Robert F., 1916, 19, 20
 Pemberton, John R., 1906, 07, 09
 Perreault, Pierre E., 1970, 71, 72
 Pershing, Richard S., 1919, 20, 21
 Peter, Donald G., 1959, 60
 Peterson, Dennis W., 1971, 72
 Peterson, Robert L., 1956, 57, 58
 Peterson, Thor J., 1938, 39, 40
 Pettigrew, Gary L., 1963, 64, 65
 Pettingill, Henry S. Jr., 1914, 15, 16, 17
 Pfeifer, Travis, 1998, 2000, 01
 Phelps, Robert C., 1947
 Phenev, William D., 1922
 Phillips, Andrew, 2007, 08, 09, 10
 Phillips, Damon, 1993, 94
 Phillips, Ralph L., 1975, 76, 77
 Phleger, Atherton M., 1946, 47, 48
 Picazo, Robbie, 2010, 11, 12
 Pierce, Brett, 2000, 01, 03
 Pierce, Eric, 1988, 89, 90
 Pigott, John S., 1976, 77, 78
 Pike, Gary E., 1958, 59
 Pimental, William E., 1983
 Pinckney, Jon, 1988, 89, 90, 91
 Pippens, Ra'Chard, 2012, 13
 Pitts, DeRonnie, 1997, 98, 99, 2000
 Plantaric, Eddie, 2013
 Plain, Louis C. III, 1956, 58
 Plate, Horatio R., 1898
 Player, Stephen W., 1960, 61
 Pleis, Mitchell F., 1977, 78
 Plunkett, James W., 1968, 69, 70
 Polich, Tyrone T., 1956
 Poltt, Randall P., 1971, 72, 73
 Pomeroy, Russell A., 1949, 50
 Pool, Hampton J., 1938, 39
 Porras, Tyler, 2008
 Post, Ellis, 1926
 Post, Seraphim T., 1927, 28
 Poulson, Charles W., 1949, 50
 Poulson, Ward E., 1924, 25, 26
 Powell, Luke, 2000, 01, 02, 03
 Powell, Owen M., 1950, 51
 Powers, Will, 2006, 07, 08, 09
 Pratt, Jordan, 2012, 13
 Prelsnik, Charles J., 1931
 Presley, George J., 1906
 Preston, John B., 1927, 28, 29
 Preston, Patrick P., 1967, 68, 69
 Price, Eric E., 1981, 82, 83, 84
 Price, Fred V., 1925

Price, James, 1986, 87, 88, 89
 Price, Robert L., 1960, 61, 62
 Primus, Frank, 1996, 97, 98, 99
 Pritchard, Tavita, 2006, 07, 08, 09
 Protiva, Eric V., 1956, 57, 58
 Pruitt, Leroy, 1993, 94, 95, 96
 Prukop, Tom A., 1984, 85
 Ptacek, Edward D., 1963
 Puk, Kevin, 1989, 90, 91
 Purkitt, Claude H., 1940
 Pursell, Frank D., 1958, 59, 60
 Pursell, Stephen W., 1960, 61, 62
 Pyle, H. Carter Jr., 1951, 52
 Pyle, John F., 1976

Q

Quaccia, Zack, 1998, 99, 2000, 01
 Quigley, Brett, 1988
 Quist, George, 1946, 47

R

Raffetto, Estral J., 1925
 Raftery, Michael R., 1955, 56
 Ragsdale, Richard A., 1962, 63, 64
 Raitt, C.B., 1899, 1900, 01
 Rance, Marcus, 2007
 Rannells, Roland J., 1957
 Rasmussen, Neil Jr., 1936, 37
 Rath, Robert R., 1964, 65
 Rau, Allen F. Jr., 1946, 47, 48, 49
 Read, John M., 1964, 65, 66
 Rector, Michael, 2013
 Redell, Ron, 1989, 90, 91, 92
 Reed, Bill E., 1982
 Reed, Harold E., 1907
 Reeves, Frank W., 1910, 13, 14
 Rehm, Francis E., 1914, 15
 Reid, William J., 1972, 73
 Reinhard, Robert R., 1967, 68, 69
 Reihner, Kevin, 2012, 13
 Reisner, John A., 1933, 34
 Rembisz, Aaron, 1989, 90, 91, 92
 Rennaker, Terry L., 1977, 78, 79
 Renwick, Donn C., 1965, 66, 67
 Repath, Charles J., 1918, 19
 Reuland, Konrad, 2009, 10
 Reuland, Warren, 2008
 Revak, Paul A., 1952
 Reynolds, Barry R., 1971, 72
 Reynolds, Ed, 2010, 12, 13
 Reynolds, Jackson E., 1894, 95
 Reynolds, Larry D., 1975, 76, 77, 78
 Reynolds, Robert C., 1933, 34, 35
 Rhyne, Ben, 2011, 12, 13
 Rhyne, Homer, 1907
 Rice, Arthur H., 1898, 99
 Rice, Gordon, 1949, 51
 Rice, J. Bermingham, 1896, 97
 Rich, Ellsworth L., 1892 (Spr.), 1892 (Fall)
 Richards, Jordan, 2011, 12, 13
 Richardson, Albert, 1988, 89, 90, 91
 Richardson, Bruce G., 1985, 86, 87
 Richardson, Kevin M., 1985, 86, 87, 88
 Riegel, Gordon S., 1972, 73, 74
 Righter, Cornelius E., 1917, 19, 20
 Rinker, Robert L., 1967
 Rintala, Rudolph A., 1930, 31
 Risser, Randy, 1980
 Ritchey, Craig S., 1963, 64, 65
 Ritchie, Jon, 1996, 97
 Robetsky, Edward D., 1992, 93
 Robetsky, Donald A., 1926, 27, 28
 Roberts, Jemari, 2010, 11, 12
 Robesky, Kenneth L., 1939, 40, 41
 Robinson, Benjamin B., 1956, 57, 59
 Robinson, Chuck, 1988, 89
 Robinson, Noel J., 1955, 56, 57
 Robison, Doug C., 1984, 85, 86, 87
 Robnett, Timothy L., 1970, 71
 Rodgers, Kit, 1995
 Rodolph, Frank E. Jr., 1899
 Rogers, Charles O., 1932
 Rogers, Douglas K., 1978, 79, 80, 81
 Rogers, William B. Jr., 1952, 53
 Roggeman, Timothy (Buck), 1986, 87, 88, 89
 Rohrer, Robert L., 1947, 48
 Rominger, Joseph C., 1978
 Roosevelt, William K., 1901, 04
 Root, John P., 1965, 66, 67
 Rose, Christopher C., 1979, 80, 81, 82
 Rose, Kenneth C., 1948, 49
 Rosekrans, John N., 1948
 Ross, Thomas L., 1963, 64, 65
 Roth, Almon E., 1909
 Rotherth, Harlow P., 1928, 29, 30
 Rotto, Torsten, 2012, 13
 Rouble, Lawrence E., 1933, 34, 35
 Rounds, George S., 1960
 Rounsaville, Guy Jr., 1962, 63, 64
 Rowen, Keith L., 1972, 73, 74
 Royle, Larry L., 1960, 61
 Royster, Brandon, 2001, 03
 Rubin, Dale F., 1965
 Ruhl, Nick, 2008
 Rush, John P., 1898
 Rushing, T.J., 2002, 03, 04, 05
 Rydstedt, Gustav, 2005, 06, 07
 Rye, John G., 1949, 50, 51
 Ryska, Tom A., 1974, 75

S

Sadler, James D., 1938
 Saibel, Charles M., 1969
 Salem, J.B., 2012, 13
 Salina, Adam, 1993, 94, 95, 96
 Sampson, Ralph G., 1969, 70, 71
 Sanchez, Nick, 2004, 05, 06, 07
 Sandborn, Thomas, 1909
 Sande, John III, 1968, 69, 70
 Sande, John P. IV, 1997, 98, 99, 2000
 Sanderman, Fred A., 1942
 Sanders, Barry J., 2013
 Sanders, Donald L., 1951
 Sanders, Mark, 1999
 Sanderson, Reginald J., 1970, 71, 72
 Sappenfield, Joel W., 1954, 55
 Sargent, Gary A., 1960, 61, 62
 Satre, Philip G., 1969, 70, 71
 Saylor, Brent E., 1976, 77, 78, 79
 Schaklich, Timothy R., 1970, 71
 Scharff, Scott, 2002, 03, 04
 Schapp, Karl L., 1911, 12
 Scheidecker, William R., 1953
 Scheller, Robert Sean, 1984, 85, 86, 87
 Schimmelmann, Kevin, 2002, 03, 04, 05
 Schimpf, Kerry A., 1978
 Schindler, Greg, 1999, 2000, 01, 02
 Schmitt, Lawrence E., 1959, 60
 Schneider, Philip D., 1965, 67
 Scholfield, William R., 1903
 Scholze, Adam, 1999
 Schonert, Turk L., 1977, 78, 79
 Schott, Carl V., 1934, 35, 36
 Schrader, Carl F., 1962, 63, 64
 Schultz, Bryan, 1992
 Schultz, Jack G., 1968, 69, 70
 Schwarzzenbek, Francis, 1917
 Schwartzstein, Sam, 2010, 11, 12
 Scott, Errol G., 1959, 60, 61
 Scott, Joseph K., 1947
 Scott, Kevin B., 1983, 84, 85, 86
 Scott, Kevin T., 1987, 88, 89, 90
 Scott, Leland S., 1909
 Scott, Robert E., 1950
 Scott, William D., 1970, 71, 72
 Scribner, Frederick F., 1931
 Seabright, Benjamin F., 1896
 Seals, Brent, 2010, 11
 Seale, Ricky, 2011, 12, 13
 Sears, Roger G., 1959, 60, 61
 Sebes, Nick, 2001, 02, 03
 Seeley, Carrol C., 1900
 Sellman, Roland, 1926, 27, 28
 Seymour, Peter M., 1967, 68, 69
 Seymour, Robert J., 1955
 Sgroi, Michael, 2002, 03, 04, 05
 Shane, Mario, 1988
 Sharp, David B., 1968, 69
 Shaw, David, 1991, 92, 93, 94
 Shaw, Thomas L., 1948, 49, 50
 Shea, Charles A. III, 1956, 57
 Shea, Ryan, 1988
 Sheehan, Dennis J., 1969, 70, 71
 Sheehan, Timothy G., 1965, 66
 Sheldon, Willard H., 1919
 Sheller, Willard N., 1941, 42
 Shelswell, Ian, 2003
 Sherman, Richard, 2006, 07, 09, 10
 Shields, Harvey H., 1903, 04
 Shinnfield, Patrick, 1998
 Shipkey, Arthur H., 1942
 Shipkey, Harry H., 1922, 23, 24
 Shipkey, Theodore E., 1924, 25, 26
 Shittu, Aziz, 2012, 13
 Shlaudeman, Karl W., 1919, 20
 Shlaudeman, Robert, 1919, 20, 21
 Shober, Sam, 2013
 Shockley, Hillary E., 1969, 70, 71
 Shoemaker, William B., 1966, 67, 68
 Shore, Robert A., 1966, 67, 68
 Shroyer, James L., 1961, 62, 63
 Shuler, Graham, 2013
 Shull, Rod J., 1985
 Sickmeier, Andrew C., 1977, 78
 Siemens, Jeffrey S., 1974, 75, 76
 Siemon, Jeffrey G., 1969, 70, 71
 Silva, Mike, 2003, 04, 05, 06
 Silvas, Nick, 2005
 Sim, William C., 1932, 33
 Simkins, William J., 1928, 29, 30
 Simone, Michael A., 1970, 71
 Simons, Carlton B., 1960, 61, 62
 Simpson, Ismail, 2003, 04, 05, 06
 Sims, John, 1992

Sims, John, 1993
 Sims, Robert F., 1926, 27, 28
 Sims, Tim, 2005, 06, 07
 Sinclair, Andy L., 1985, 86, 87, 88
 Single, Douglas W., 1971, 72
 Singler, William D., 1973, 74, 75
 Sinnerud, James A., 1958
 Sivara, Dean L., 1980
 Skaufel, Taylor, 2007, 08, 09, 10
 Skrabo, Paul M., 1974, 75, 76
 Slaker, Frank L., 1900, 01
 Skov, Patrick, 2012, 13
 Skov, Shayne, 2009, 10, 11, 12, 13
 Slusher, Dale, 1905
 Smalling, Charles O., 1928, 29
 Smiley, Arthur C., 1970
 Smith, Aaron, 2006
 Smith, Alex, 2001, 02, 03, 04
 Smith, Allen, 2005, 06, 07
 Smith, Barrett C., 1951, 52, 53
 Smith, Edward A., 1899, 1900, 01, 02
 Smith, Terrell W., 1968, 69, 70
 Smith, G.W., 1903
 Smith, James Z., 1959, 61
 Smith, Lyle W., 1933
 Smith, Martin E., 1976, 77, 78
 Smith, Rea E., 1896, 97, 98
 Smith, S.P., 1901
 Smith, Sidney B., 1947
 Smith, Steve, 1989, 90, 91
 Smith, Tim, 1996, 98, 99
 Smith, Warren L., 1910, 11, 12
 Smitherum, Edgar, 1915
 Smythe, James J., 1974, 75
 Nelson, Eric W., 1984, 85, 86, 87
 Snider, John E., 1972, 73, 74
 Snider, Malcolm P., 1966, 67, 68
 Snyder, Clinton, 2006, 07, 08, 09
 Soderlund, Matt D., 1982, 83, 84, 85
 Solomon, Fred F., 1923, 24, 25
 Sones, Thomas H., 1970, 71
 Soper, Harold C., 1914, 15
 Sorensen, Loren R., 1953
 South, Glenn E., 1939, 40
 Southwood, Eric J., 1949, 51
 Spanos, Michael, 2011
 Spaulding, Alfred B., 1894, 95
 Spence, Daniel H., 1961, 62
 Spragan, Donnie, 1996, 97, 98
 Sprott, Walter K., 1902, 03, 04
 Sproull, Henry F., 1921
 St. Geme, Edmond F., 1981, 82, 83, 84
 St. Geme, Joseph W. III, 1977, 78, 79
 St. Geme, Joseph W. Jr., 1950, 51, 52
 St. Geme, Peter E., 1980, 81
 Stahl, W. Fred, 1985, 86, 87
 Stahle, Douglas C., 1939, 40, 41
 Stallworth, Rollins, 2013
 Stalwick, David K. (Kent), 1978
 Stamm, Edward A., 1940, 41, 42
 Standlee, Norman S., 1938, 39, 40
 Stanford, J.N., 1905, 06
 Stanton, John G., 1952, 53, 55
 Steele, Russell B., 1956, 57, 58
 Steen, Sharcus, 1996, 97, 98, 99
 Stein, Richard B., 1957
 Steinberg, John C. Jr., 1951, 52, 53
 Stenstrom, Steve, 1991, 92, 93, 94
 Stephen, Roy A., 1957, 58
 Stephens, James D., 1977, 78
 Stephens, Terrence, 2009, 10, 11, 12
 Steuber, Harold A., 1959, 60, 61
 Stevenson, Don V., 1974, 75, 76
 Stevenson, Maxwell, 1998
 Stewart, James R., 1952
 Stewart, Jeremy, 2007, 08, 10, 11
 Stewart, John K. Jr., 1953, 54, 55
 Stewart, Russell, 1997, 98, 99, 2000



Duncan McColl



Glyn Millburn



Ernie Nevers



Don Parish



Harry Shipkey

STANFORD FOOTBALL

HISTORY & RECORDS

Stice, Robert H., 1919, 20, 21
 Stillwell, Roger H., 1972, 73, 74
 Stimson, Dustin, 2002
 Stockbauer, Marc, 1996, 97, 98, 99
 Stojkovich, Andrew, 1938, 39
 Stone, Glen J., 1971, 72, 73
 Stone, Grant B., 1936, 37
 Stonehouse, Paul, 1989, 90, 91, 92
 Storum, William A., 1950, 51, 52
 Stott, Edmund P., 1904, 05, 06
 Straight, Herbert R., 1896
 Strand, Justin, 1993
 Strong, V. David, 1975, 76
 Stubblefield, Don P., 1981, 82, 83
 Stundell, Alfred L., 1910
 Sturgeon, John B., 1939
 Stutz, Andrew, 2010, 11
 Sullens, Stephen, 1987, 88, 89
 Sullivan, Mike, 2003
 Summers, Alan, 1984, 85
 Summers, John J. (Jay), 1978, 79, 80, 81
 Summers, Jon, 1987, 88
 Sundheim, George M. (Duf), 1973, 74
 Supple, Frederick E. Jr., 1946
 Sutherland, Sam, 1985
 Sutton, Richard X., 1937
 Svittek, Will, 2002, 03, 04
 Svitenko, Paul L., 1985, 86, 87
 Swan, Frederick H., 1924, 25, 26
 Swanson, Pete, 1993, 94, 95, 96
 Swanson, Peter L., 1957, 58
 Swarts, Clifton R., 1917
 Swartz, Donald E., 1966, 67
 Sweeney, David F., 1984, 85, 86, 87
 Swigart, Theodore E., 1915, 16
 Swinton, Eliel, 1993, 94, 95, 96
 Symonds, Nathaniel M., 1926

T

Tandy, Ray E., 1928, 29, 30
 Tanner, Edwin S. (Ted), 1951, 52, 53
 Targhetta, Paul, 1931, 32, 33
 Tarpey, Paul A., 1901, 02
 Tarpley, A.J., 2011, 12, 13
 Tarr, William H., 1953, 54, 55
 Taylor, Albert W., 1921
 Taylor, Brian, 1998, 99, 2000, 01
 Taylor, Charles A., 1940, 41, 42
 Taylor, Edwin D., 1950
 Taylor, Gary, 1988, 89, 91
 Taylor, Jack R., 1955, 56, 57
 Taylor, Michael S., 1980, 81
 Taylor, Perry N., 1929, 30
 Taylor, Stepfan, 2009, 10, 11, 12
 Taylor, Wilbur R., 1949, 50
 Teeuws, John L., 1985, 87
 Teeuws, Michael L., 1979, 80, 81, 82
 Telesmanich, Jim, 1999
 Templeton, Robert L., 1915, 16, 17, 19, 20
 Templeton, Robert M., 1939
 TenBruggencate, Al J., 1974, 75, 76
 Tenn, David T., 1973, 74, 76
 Tennefoss, Marvin, 1950, 51, 52
 Terriell, Chester C., 1908
 Terrell, Drew, 2009, 10, 11, 12
 Test, Eric B., 1973, 74
 Theder, Richard R., 1986, 87, 88
 Thoburn, James H., 1910, 12, 13
 Thomas, Arthur B., 1922, 23, 24
 Thomas, Benjamin A., 1896, 97
 Thomas, Chase, 2009, 10, 11, 12
 Thomas, Eric, 1989, 91
 Thomas, John M., 1957, 59
 Thomas, Michael, 2008, 09, 10, 11
 Thomas, Rooney, 1992
 Thompson, James G., 1929

Thompson, John M., 1940
 Thompson, Robert A., 1901, 03, 04, 05
 Thompson, Robert N., 1951, 52
 Thompson, Savann J., 1975, 76, 77, 78
 Thorpe, Charles A., 1906, 07, 09
 Thurlow, Stephen C., 1961, 62, 63
 Tilton, Lloyd I., 1913
 Tinsley, Damion, 2000
 Tipton, David L., 1969, 70
 Tipton, Thomas, 1974, 75
 Titus, Michael G., 1946, 47
 Tobin, Donald J., 1951
 Tod, Jay K., 1931, 32, 33
 Todd, Raymond W., 1934, 35
 Toilolo, Levine, 2011, 12
 Tolliver, Michael T., 1980, 81, 82, 83
 Tolon, Kenneth, 2001, 02, 03, 04
 Tolpinrud, Sean, 1999, 2000
 Tomerlin, Clemens, 1940
 Tomlinson, Daniel J., 1971
 Toner, Brian., 1996, 97, 98
 Toner, Eric, 2000
 Toorvald, Philip S., 1960
 Topp, Gregory A., 1981
 Topping, William K., 1933, 34, 35
 Torrence, Leigh, 2001, 02, 03, 04
 Traeger, William J., 1899, 1900, 01
 Traverso, Matt, 2003, 04, 05
 Trojan, Jeff, 2013
 Trombetta, Julius C., 1926
 Trompas, Alexander G., 1934, 35
 Troussel, Tony, 1988, 89
 Trout, William W. Jr., 1939
 Tsoutsouvas, Louis S., 1936, 37
 Tunney, Jono, 1987, 88, 89, 90
 Turner, Marcus, 2008
 Turriziani, Alfred L., 1948
 Tyler, Andre M., 1978, 79, 80, 81

U

Udofia, Ekom, 2006, 07, 08, 09
 Udofia, Udeme, 2004, 05, 06, 07, 08
 Ukropina, Conrad, 2013
 Ukropina, James R., 1957, 58
 Underwood, Cole, 2011, 13
 Urban, Joseph C., 1912, 13, 14, 15
 Uso, Tafiti, 1998, 99

V

Vahan, Randolph K., 1960, 61, 62
 Vail, Stanley M., 1907
 Valli, Louis P., 1955, 56, 57
 Van Alstyne, Bruce E., 1949, 50
 Van Dellen, Elzo L. Jr., 1933, 34
 Van Dervoort, Theodore Jr., 1905, 07
 Van Galder, Gary C., 1955, 56, 57
 Van Hook, Stuart G., 1924, 25
 Vanderlip, Manford, 1955
 Vardell, Thomas, 1988, 89, 90, 91
 Vataha, Randall E., 1969, 70
 Vaughn, Matt, 1993
 Vaughters, James, 2011, 12, 13
 Vella, Tony, 1996
 Verdieck, James E., 1939, 40
 Veris, Garin L., 1981, 82, 83, 84
 Vermilya, Robert H., 1928
 Vick, James A., 1950, 51, 52
 Vickers, Leon, 1993
 Vigby, Jack, 1917
 Vigna, Joseph A., 1935, 36
 Vincenti, Louis R., 1927
 Vinson, Josiah, 2003, 04, 05, 06
 Volmert, Lawrence E., 1964, 65, 66
 Volpe, Jon, 1987, 88, 90
 Volta, Eric L., 1984, 85, 86, 87
 Vucinic, Milton C., 1940, 41, 42

W

Wagner, Evan, 1996
 Wakefield, Charles, 1942, 46
 Waldo, John H., 1918
 Waldvogel, Jerry A., 1974, 75
 Walker, David B., 1972, 73, 74
 Walker, David, 1992, 93, 94, 95
 Walker, Edgar L., 1924, 25, 26
 Walker, Frank F., 1915, 16
 Walker, Harold L., 1947
 Walker, Kelly J., 1973, 74
 Walsh, Chris, 1988, 89, 90, 91
 Walsh, Thomas J., 1959, 60, 61
 Walters, Troy, 1996, 97, 98, 99
 Walton, H.A., 1892 (Fall), 1893
 Tolpinrud, Sean, 1994, 37
 Ward, Lee, 2011, 12, 13
 Wark, Thomas L., 1916, 17, 19
 Warnecke, John C., 1939, 40
 Warwick, Gregory, 1978
 Washington, Demea G., 1968, 69, 70
 Washington, Gene A., 1966, 67, 68
 Wasik, Todd R., 1979, 80
 Waters, Rich A., 1974, 75, 76
 Waters, Ryan, 1993, 94, 95
 Watkins, Frederick B., 1911, 13
 Watkins, Jordan, 2013
 Watson, Donald R., 1957, 58
 Watson, Jarvis P., 1952, 53
 Watts, Frank A., 1918, 19
 Watts, Nicodemus, 1993, 94, 95, 96
 Weaver, Clark E., 1962, 63
 Tunney, Jono, 1987, 88, 89, 90
 Weber, Chris E., 1983, 84, 85, 86
 Weber, Stephen, 1987, 88
 Wedge, Wesley E., 1954
 Wedge, Winfred E., 1952, 53, 54
 Wehat, Gilbert C., 1923
 Weinacht, Paul, 2000, 01, 02
 Weingartner, Thomas A., 1966, 67, 68
 Weller, Milo J., 1903, 04
 Wells, Ryan, 1999, 2000, 01, 02
 Wentworth, William A., 1953
 Werner, Bryan, 1994, 95, 96, 97
 Werstler, John E., 1978
 West, Byron F., 1937, 38
 West, R.F., 1904
 Westerfield, Dan D., 1982, 83, 84
 Wetnight, Ryan, 1991, 92
 Whalen, Griff, 2008, 09, 10, 11
 Whalen, Ryan, 2007, 08, 09, 10
 Whipple, John H., 1947
 Whitaker, Eric, 2011
 Whitaker, Nate, 2009, 10
 White, Alistair, 1995, 96, 97
 White, Charles H., 1934
 White, Gordon W., 1948, 49, 50
 White, Jason, 1992, 93, 94, 95
 White, Jason, 2000, 01, 02
 White, Robert W., 1948, 49, 50
 White, Stephen F., 1972, 73
 White, Vincent D., 1979, 80, 81, 82
 Whitehouse, Louis M., 1893

Whitfield, Bob, 1989, 90, 91
 Whitfield, Kodi, 2012, 13
 Whitt, Scott, 1994, 95
 Whittemore, John R., 1892 (Spring)
 Whittle, Derek W., 1983
 Wiggan, Paul D., 1954, 55, 56
 Wilbur, John L., 1963, 64, 65
 Wilburn, Albert T., 1964, 65, 66
 Wilcox, Chester A., 1920, 21, 22
 Wilcox-Fogel, Nate, 2007, 08
 Wilcox, Frank F., 1915, 16
 Wilkerson, Anthony, 2010, 12, 13
 Wilkes, Khalil, 2010, 11, 12, 13
 Wilkin, John S., 1963
 Wilkins, Earl B., 1916
 Wilkinson, Michael P., 1975, 76
 Willard, Michael R., 1967
 Willard, William C., 1937, 38, 40
 Williams, Bradley B., 1973, 74
 Williams, Charles R., 1966, 67
 Williams, Fred L., 1934, 35, 36
 Williams, Howard L., 1967, 68, 69
 Williams, Ken R., 1982
 Williams, Lewis I., 1971
 Williams, Tank, 1998, 99, 2000, 01
 Williams, Thomas M., 1895, 96
 Williams, Thomas N., 1958
 Williams, Tom, 1989, 90, 91, 92
 Williams, Vaughn, 1980, 81, 82, 83
 Williams, Vincent M., 1978, 81
 Williamson, Jordan, 2011, 12
 Willis, Anthony, 1995, 96, 97
 Willock, Jason, 1999
 Wilson, Dean R., 1977, 78, 79
 Wilson, Elwood J., 1929
 Wilson, Geoff, 1995, 97, 98
 Wilson, Gerald E., 1973, 74, 75
 Wilson, John H., 1892 (Fall), 1893
 Wilson, Philip C., 1952, 53
 Wilson, Philip L. Jr., 1931
 Wilson, Philip L., 1898
 Wilson, Phillip E., 1980
 Wilson, Stanley, 2002, 03, 04
 Wilson, William A., 1941
 Wilton, Frank S. Jr., 1926, 27, 28
 Wimmer, Gary E., 1979, 80, 81, 82
 Wines, Blaine L., 1913, 14
 Winesberry, John C., 1971, 72, 73
 Winham, William P., 1916, 17
 Winnek, Phil S., 1929
 Winters, Jerry E., 1960
 Wiser, Sean, 2008
 Wire, Coy, 1998, 99, 2000, 01
 Wittenau, Carl, 1929
 Wittman, Billy, 1992
 Wong, Kailee, 1994, 95, 96, 97
 Woodcock, Elbert C., 1911
 Woodward, Tyleve F., 1921, 22, 23
 Woollomes, James P., 1920
 Worden, Richard C., 1927, 28
 Worley, Davie E., 1951
 Wright, Josh, 1990, 91, 92, 93
 Wright, Matt, 1999, 2000, 01
 Wright, Remound, 2012, 13
 Wusu, Timi, 2002, 04, 05

Wylie, James T., 1914, 15
 Wylie, Robert M., 1959, 60
 Wyman, David M., 1982, 83, 84, 86
 Wyman, Michael E., 1981, 82, 83, 84

Y

Yancy, Austin, 2006, 07, 09, 10
 Yankey, David, 2011, 12, 13
 Yazdi, Alex, 2013
 Young, Charles, 1993, 94, 95
 Young, Charlie, 1987, 88, 90
 Young, Chris M., 1985, 87
 Young, Gordon A., 1954, 55, 56
 Young, Kelsey, 2012, 13
 Young, William B., 1942
 Yules, Sam, 2013

Z

Zager, Peter G., 1936, 37, 38
 Zagory, Aaron, 2006, 07, 08
 Zaltsky, Craig R., 1972, 73
 Zappettini, Donald M., 1942
 Zellmer, Craig A., 1978, 79, 80, 81
 Zentner, John R., 1985, 86, 87, 88
 Zychlinski, Daniel, 2009, 10, 11, 12



Roger Stillwell



Tommy Vardell



Randy Vataha



Anthony Willis



Dean Wilson



CENTURYLINK™
FIELD

STANFORD IN THE NFL

Stanford In The NFL

Players Currently on Active NFL Rosters

Johnson Bademosi, DB	Cleveland Browns
Doug Baldwin, WR	Seattle Seahawks
David DeCastro, OG	Pittsburgh Steelers
Alex Debnjak, FB	San Francisco 49ers
Jim Dray, TE	Cleveland Browns
Trent Edwards, QB	Oakland Raiders
Zach Ertz, TE	Philadelphia Eagles
Coby Fleener, TE	Indianapolis Colts
Sione Fua, DT	Denver Broncos
Toby Gerhart, RB	Jacksonville Jaguars
Delano Howell, DB	Indianapolis Colts
Thomas Keiser, DE	San Diego Chargers
Erik Lorig, DE	New Orleans Saints
Andrew Luck, QB	Indianapolis Colts
Jonathan Martin, OT	San Francisco 49ers
Matthew Masifilo, DE	San Francisco 49ers
Chris Owusu, WR	Tampa Bay Buccaneers
Konrad Reuland, TE	New York Jets
Richard Sherman, DB	Seattle Seahawks
Alex Smith, TE	Cincinnati Bengals
Jeremy Stewart, FB	Oakland Raiders
Will Svitek, OT	New England Patriots
Stepfan Taylor, RB	Arizona Cardinals
Chase Thomas, ILB	San Francisco 49ers
Michael Thomas, DB	Miami Dolphins
Levine Toilolo, TE	Arizona Cardinals
Griff Whalen, WR	Indianapolis Colts
Ryan Whalen, WR	Cincinnati Bengals

Does not include 2014 draft and free agent class

All-Time NFL Players

Frankie Albert	San Francisco 49ers, 1946-52
Brian Allen	Indianapolis Colts, 2002-04
Jon Alston	St. Louis Rams, 2006
	Oakland Raiders, 2007-09
	Oakland Raiders, 2007-08
Gary Anderson	Detroit Lions, 1977-78
	New Orleans Saints, 1978
Stan Anderson	Washington Redskins, 1980
	Cleveland Rams, 1940-41
	Detroit Lions, 1941
Lester Archambeau	Green Bay Packers, 1990-92
	Atlanta Falcons, 1993-99
	Denver Broncos, 2000
Justin Armour	Buffalo Bills, 1995-97
	San Francisco 49ers, 1997
	Denver Broncos, 1998
	Baltimore Ravens, 1999
Corwin Artman	New York Giants, 1931
	Pittsburgh Steelers, 1933
Mike Askea	Denver Broncos, 1973
Franklyn Atkinson	Pittsburgh Steelers, 1963
Oshiomogho Atogwe	St. Louis Rams, 2005-10
Brad Badger	Washington Redskins, 1997-99
	Minnesota Vikings, 2000-01
	Oakland Raiders, 2002-06
Johnson Bademosi	Cleveland Browns, 2012-13
Doug Baldwin	Seattle Seahawks, 2011-13
Bruno Banducci	Philadelphia Eagles, 1944-45
	San Francisco 49ers, 1946-54
Gordon Banks	New Orleans Saints, 1980-81
	Dallas Cowboys, 1985-87
Benny Barnes	Dallas Cowboys, 1972-83

Greg Baty	New England Patriots, 1986-87
	Los Angeles Rams, 1987
	Phoenix Cardinals, 1988-89
	Miami Dolphins, 1990-94
Braden Beck	Houston Oilers, 1971
Guy Benjamin	Miami Dolphins, 1978-79
	New Orleans Saints, 1980
	San Francisco 49ers, 1981-84
Fred Boensch	Washington Redskins, 1947-48
George Bogue	Chicago Cardinals, 1930
	Newark, 1930
Mike Boryla	Philadelphia Eagles, 1974-76
	Tampa Bay Buccaneers, 1978
Dennis Bragonier	San Francisco 49ers, 1974
Colin Branch	Carolina Panthers, 2003-04,
	2006
Tom Briehl	Houston Oilers, 1985, 1987
John Brodie	San Francisco 49ers, 1957-73
Jeff Buckley	Miami Dolphins, 1996-98
	San Francisco 49ers, 1999
George Buehler	Oakland Raiders, 1969-78
	Cleveland Browns, 1978-79
Chris Burford	Kansas City Chiefs, 1960-67
Mark Butterfield	Arizona Cardinals, 1996
	Chicago Bears, 1996
Ernie Caddell	Detroit Lions, 1934-38
Tony Calvelli	Detroit Lions, 1939-40

Greg Camarillo	San Francisco 49ers, 1947
	San Diego Chargers, 2006
	Miami Dolphins, 2007-09
	Minnesota Vikings, 2010-11
Kerry Carter	Seattle Seahawks, 2003-04
Gordy Ceresino	San Francisco 49ers, 1979
Kirk Chambers	Cleveland Browns, 2004-06
	Buffalo Bills, 2007-09
	Cincinnati Bengals, 2010
	Atlanta Falcons, 2011
Jack Chapple	San Francisco 49ers, 1965
Greg Clark	San Francisco 49ers, 1997-2001
Tony Cline	Buffalo Bills, 1995-97
	Pittsburgh Steelers, 1999
Greg Comella	New York Giants, 1998-2001
	Tennessee Titans, 2002
	Houston Texans, 2003
	Tampa Bay Buccaneers, 2004
Toi Cook	New Orleans Saints, 1987-1993
	San Francisco 49ers, 1994-95
	Denver Broncos, 1996
	Carolina Panthers, 1997
Mike Cordova	Philadelphia Eagles, 1977
Jim Cox	San Francisco 49ers, 1948
Ed Cummings	New York Jets, 1964
	Denver Broncos, 1965
Chris Dalman	San Francisco 49ers, 1993-2000



Doug Baldwin

Richard Sherman

Toby Gerhart



David DeCastro Steve Dilis	Pittsburgh Steelers 2012-2013 Minnesota Vikings, 1979-83 Los Angeles Rams, 1984-87 Atlanta Falcons, 1988 Los Angeles Rams, 1989	Darrien Gordon	Kansas City Chiefs, 2011 San Diego Chargers, 1993-96 Denver Broncos, 1997-98 Oakland Raiders, 1999-2000 Atlanta Falcons, 2001 Oakland Raiders, 2002 Atlanta Falcons, 2001	Gary Kerkorian	Pittsburgh Steelers, 1952 Baltimore Colts, 1954-56 New York Giants, 1978-85 New York Jets, 1986-87 Philadelphia Eagles, 1946 Detroit Lions, 1947 Miami Dolphins, 2010-11
Seth Dittman Pat Donovan Mike Dotterer Chris Draft	Indianapolis Colts, 1995-96 Dallas Cowboys, 1975-83 Los Angeles Raiders, 1983-84 Chicago Bears, 1998 San Francisco 49ers, 1999 Atlanta Falcons, 2000-04 Carolina Panthers, 2005-06 St. Louis Rams, 2007-08 Buffalo Bills, 2009	Alan Grant	Indianapolis Colts, 1990-91 San Francisco 49ers, 1992-93 Cincinnati Bengals, 1994 Cincinnati Bengals, 1969-70	Pete Kmetovic	
Jim Dray Chris Dressel	Arizona Cardinals, 2010-13 Houston Oilers, 1983-86 San Francisco 49ers, 1987 Cleveland Browns, 1988 Kansas City Chiefs, 1989 New York Jets, 1989-91 Jacksonville Jaguars, 1998 Cleveland Browns, 1999	John Guillory		Matt Kopa	Dallas Cowboys, 1975-79 New York Giants, 1980 Buffalo Bills, 1987 San Diego Chargers, 1972-74 Philadelphia Eagles, 1976-77 Chicago Bears, 1965 Green Bay Packers, 1987 Arizona Cardinals, 2004 Cincinnati Bengals, 1970-73 Jacksonville Jaguars, 2003-04 Philadelphia Eagles, 1944-51 Green Bay Packers, 1978-86 Los Angeles Raiders, 1987-88 Buffalo Bills, 1989-92 Philadelphia Eagles, 1993 Tampa Bay Buccaneers, 2010-13 Indianapolis Colts, 2012-13 Tampa Bay Buccaneers, 1993-2003 Denver Broncos, 2004-07
Damon Dunn		Bill Hachten Carl Hansen Kwame Harris	New York Giants, 1947 New York Jets, 1998-99 San Francisco 49ers, 2003-07 Oakland Raiders, 2008 San Francisco 49ers, 1996-99 Los Angeles Rams, 1964 San Diego Chargers, 1987 Houston Texans, 2008 Kansas City Chiefs, 1986-93 San Diego Chargers, 1998-99 Philadelphia Eagles, 1998 San Francisco 49ers, 2002-10 San Francisco 49ers, 1987 Cincinnati Bengals, 1968 Green Bay Packers, 1929 Chicago Cardinals, 1929 Dallas Cowboys, 1977-86 Seattle Seahawks, 1980 Buffalo Bills, 2012 Indianapolis Colts, 2012-13 New England Patriots, 1981-86 Los Angeles Raiders, 1987-88 Baltimore Colts, 1958 Minnesota Vikings, 2001 Buffalo Bills, 1994-95 Chicago Bears, 1955 Baltimore Colts, 1955 Washington Redskins, 2000 Denver Broncos, 2001 New York Jets, 2002-03 Cleveland Browns, 2004 Dallas Cowboys, 2002-03 Chicago Bears, 2004	Scott Laidlaw	
Trent Edwards	Buffalo Bills, 2007-09 Jacksonville Jaguars, 2010 Philadelphia Eagles, 2012 Tennessee Titans, 2010-11 New York Jets, 1996 Minnesota Vikings, 1996 Denver Broncos, 1983-98 Philadelphia Eagles, 2013 New Orleans Saints, 1980-81 Carolina Panthers, 2002 Minnesota Vikings, 1995-98 Tennessee Titans, 1999-2001 San Diego Chargers, 2002-04 Cleveland Browns, 2005 Indianapolis Colts 2012-13 San Francisco 49ers, 1979-80 Carolina Panthers, 2011-2012 Denver Broncos, 2013 Chicago Bears, 1941-42, '45-47 Minnesota Vikings, 1993-94 Carolina Panthers, 1995 Denver Broncos, 1995 Minnesota Vikings, 1996 Green Bay Packers, 1954 Atlanta Falcons, 1993-96 Minnesota Vikings, 1997 Kansas City Chiefs, 1998-99 Minnesota Vikings, 2010-13 San Francisco 49ers, 1981-83 Cleveland Browns, 2004-05 Denver Broncos, 2006-07 Baltimore Ravens, 2007 Tennessee Titans, 2008 Seattle Seahawks, 2010	Mark Harris Walt Harris Brandon Harrison Emile Harry Jon Haskins		Kevin Lamar Pete Lazetich	
Panel Egbob Kwame Ellis		Eric Heitmann Thomas Henley Mike Hibler Don Hill		Dick Leeuwenburg Tony Leiker Chris Lewis Dave Lewis Matt Leonard Vic Linskog James Lofton	
John Elway Zach Ertz, TE Chuck Evans Randy Fasani Jason Fisk		Tony Hill Andre Hines Delano Holwell		Erik Lorig Andrew Luck John Lynch	
Coby Fleener Phil Francis Sione Fua		Brian Holloway		John Macaulay Brian Manning	San Francisco 49ers, 1984 Miami Dolphins, 1997 Green Bay Packers, 1998 Oakland Raiders, 1960 Cleveland Browns, 2011 Chicago Bears, 1981-86 San Francisco 49ers, 1986-87 Miami Dolphins, 2012-13 Tampa Bay Buccaneers, 2012-13 St. Louis Rams, 2009 New York Giants, 1991-93 San Francisco 49ers, 1994 Denver Broncos, 1995-2003 Chicago Bears, 1952-59 San Francisco 49ers, 1981-87 Los Angeles Raiders, 1988 New Orleans Saints, 1973-79 San Francisco 49ers, 1952 Philadelphia Eagles, 1942, '45 Miami Dolphins, 1977 Philadelphia Eagles, 1978 Denver Broncos, 1993-95 Detroit Lions, 1996-97 Chicago Bears, 1998-2001 San Diego Chargers, 2001 Oakland Raiders, 1971-75 Tampa Bay Buccaneers, 1976-77
Hugh Gallarneau David Garnett		Dick Horn Willie Howard Steve Hoyem Harry Hugasian		Don Manoukian Owen Marecic Ken Margerum	
Bob Garrett Ron George		Todd Husak		Jonathan Martin Matthew Masifilo Tim Mattran Ed McCaffrey	
Toby Gerhart Rick Gervais Amon Gordon		Chad Hutchinson		Bill McColl Milt McColl	
		Julian Jenkins Riall Johnson	Tampa Bay Buccaneers, 2006 Cincinnati Bengals, 2001-03 Denver Broncos, 2004 Oakland Raiders, 2003-04 Arizona Cardinals, 2005	Jim Merlo Bob Meyers Fred Meyers Mike Michel	
		Teyo Johnson		Glyn Milburn	
		Ron Kadziel Thomas Keiser	New England Patriots, 1972 Carolina Panthers, 2011-2012 San Diego Chargers, 2013 Kansas City Chiefs, 1978	Bob Moore	
		Bill Kellar			



Owen Marecic

Jim Dray

Greg Camarillo

Ryan Whalen

Bob Whitfield

STANFORD FOOTBALL

HISTORY & RECORDS

Casey Moore	Denver Broncos, 1978
Evan Moore	Carolina Panthers, 2003-04
	Green Bay Packers, 2009
	Cleveland Browns, 2009-11
	Seattle Seahawks, 2012
Matt Moran	Kansas City Chiefs, 1986
Sam Morley	Washington Redskins, 1954
Monk Moscrip	Detroit Lions, 1938-39
Eric Mullins	Houston Oilers, 1984
Brad Muster	Chicago Bears, 1988-92
	New Orleans Saints, 1993-94
Darrin Nelson	Minnesota Vikings, 1982-89; 91-92
	Dallas Cowboys, 1989
	San Diego Chargers, 1989-90
Ernie Nevers	Chicago Cardinals, 1929-31
Bob Nichols	Pittsburgh Steelers, 1965
	Los Angeles Rams, 1966-67
Mike Noble	Los Angeles Raiders, 1987
Hank Norberg	San Francisco 49ers, 1946-47
	Chicago Bears, 1948
Al Norgard	Green Bay Packers, 1934
Dick Norman	Chicago Bears, 1961
Blaine Nye	Dallas Cowboys, 1968-76
Bob O'Connor	Green Bay Packers, 1935
Michael Okwo	Chicago Bears, 2007-08
John Olenchak	Kansas City Chiefs, 1981-82
Chris Owusu	Tampa Bay Buccaneers, 2012-13
Babatunde Oshinowo	Cleveland Browns, 2006
	Chicago Bears, 2007
Don Parish	St. Louis Cardinals, 1970-71
	Los Angeles Rams, 1971
	Denver Broncos, 1972
Nathan Parks	Kansas City Chiefs, 1997
	Oakland Raiders, 1999-2000
John Paye	San Francisco 49ers, 1987-88
Gary Pettigrew	Philadelphia Eagles, 1966-73
	New York Giants, 1974
Brett Pierce	Dallas Cowboys, 2004-05
Jim Plunkett	New England Patriots, 1971-75
	San Francisco 49ers, 1976-77
	Oakland Raiders, 1978-81
	Los Angeles Raiders, 1982-86
Randy Polt	Minnesota Vikings, 1974
	Denver Broncos, 1975-77
Hampton Pool	Chicago Bears, 1940-43
	Miami Seahawks, 1946
Jim Price	Los Angeles Rams, 1990-92
	Dallas Cowboys, 1993-94

Bill Reid	San Francisco 49ers, 1975
Terry Rennaker	Seattle Seahawks, 1980
Konrad Reuland	San Francisco 49ers, 2011
	New York Jets, 2012-13
Bob Reynolds	Detroit Lions, 1937-38
Jon Ritchie	Oakland Raiders, 1998-2002
	Philadelphia Eagles, 2003-04
Doug Rogers	Atlanta Falcons, 1982-83
	New England Patriots, 1983-84
T.J. Rushing	Indianapolis Colts, 2006-09
Greg Sampson	Houston Oilers, 1972-78
Reggie Sanderson	Chicago Bears, 1973
Turk Schonert	Cincinnati Bengals, 1980-85, '87-89
	Atlanta Falcons, 1986
Kevin B. Scott	San Diego Chargers, 1988
	Dallas Cowboys, 1989
	Detroit Lions, 1991-95
Kevin T. Scott	Seattle Seahawks, 2011-2013
Richard Sherman	Minnesota Vikings, 1972-82
Jeff Siemon	Denver Broncos, 1972-74
Mike Simone	Tampa Bay Buccaneers, 2005-08
Alex Smith	Philadelphia Eagles, 2009
	Cleveland Browns, 2010-12
	Cincinnati Bengals, 2013
Jack Smith	Philadelphia Eagles, 1942
	Washington Redskins, 1943
Malcolm Snider	Atlanta Falcons, 1969-71
	Green Bay Packers, 1972-74
Donnie Spragan	New Orleans Saints, 1999-2001
	Denver Broncos, 2002-04
	Miami Dolphins, 2005-06
Norm Standlee	Chicago Bears, 1941
	San Francisco 49ers, 1946-52
Steve Stenstrom	Chicago Bears, 1995-98
	San Francisco 49ers, 1999
Jeremy Stewart	Oakland Raiders, 2012-13
Russell Stewart	Seattle Seahawks, 2001-02
Roger Stillwell	Chicago Bears, 1975-77
Will Svitek	Kansas City Chiefs, 2005-07
	Atlanta Falcons, 2009-11
	New England Patriots, 2013
Pete Swanson	Kansas City Chiefs, 1997-98
	San Francisco 49ers, 1999
	St. Louis Rams, 2000
Chuck Taylor	Miami Seahawks, 1946
Stepfan Taylor	Arizona Cardinals, 2013
Michael Thomas	Miami Dolphins, 2013
Steve Thurlow	New York Giants, 1964-66
	Washington Redskins, 1966-68
	New York Giants, 1971-73
Dave Tipton	San Diego Chargers, 1974-75

Levine Toilolo	Atlanta Falcons, 2013
	Seattle Seahawks, 1976
Leigh Torrence	Atlanta Falcons, 2005
	Washington Redskins, 2006-07
	New Orleans Saints, 2008-11
	Pittsburgh Steelers, 1938
	Tampa Bay Buccaneers, 1982-83
Tommy Vardell	Cleveland Browns, 1992-95
	San Francisco 49ers, 1996
	Detroit Lions, 1997-98
	San Francisco 49ers, 1999
Randy Vataha	New England Patriots, 1971-76
	Green Bay Packers, 1977
Garin Veris	New England Patriots, 1985-92
	San Francisco 49ers, 1993
Milt Vucinich	Chicago Bears, 1945
Chris Walsh	Buffalo Bills, 1992-93
	Minnesota Vikings, 1994-2002
	Minnesota Vikings, 2000-01
Troy Walters	Indianapolis Colts, 2002-05
	Arizona Cardinals, 2006
	Detroit Lions, 2007
Gene Washington	San Francisco 49ers, 1969-77
	Detroit Lions, 1978-79
Ryan Wetnight	Chicago Bears, 1993-99
	Green Bay Packers, 2000
Griff Whalen	Indianapolis Colts, 2012
Ryan Whalen	Cincinnati Bengals, 2011-13
Bob White	San Francisco 49ers, 1951-52
	Cleveland Browns, 1955
	Baltimore Colts, 1955
Bob Whitfield	Atlanta Falcons, 1992-2003
	Jacksonville Jaguars, 2004
	New York Giants, 2005-06
Paul Wiggin	Cleveland Browns, 1957-67
John Wilbur	Dallas Cowboys, 1966-69
	Los Angeles Rams, 1970
	Washington Redskins, 1971-73
Tank Williams	Tennessee Titans, 2002-05
	Minnesota Vikings, 2006-07
Vaughn Williams	Indianapolis Colts, 1984
	San Francisco 49ers, 1986
Stanley Wilson	Detroit Lions, 2005-07
Gary Wimmer	Seattle Seahawks, 1983
Coy Wire	Buffalo Bills, 2002-07
	Atlanta Falcons, 2008-10
Kailee Wong	Minnesota Vikings, 1998-2001
	Houston Texans, 2002-06
Dave Wyman	Seattle Seahawks, 1987-92
	Denver Broncos, 1993-96



Sione Fua

Leigh Torrence

Darrin Nelson

Thomas Keiser



Stanford's Year-By-Year NFL Draft Picks

2014

Player	Team	Round
Trent Murphy, OLB	Washington	2nd
Cameron Fleming, OT	New England	4th
David Yankey, OG	Minnesota	5th
Ed Reynolds, S	Philadelphia	5th
Tyler Gaffney, RB	Carolina	6th
Ben Gardner, DE	Dallas	7th

2013

Player	Team	Round
Zach Ertz, TE	Philadelphia	2nd
Levine Toilolo, TE	Atlanta	4th
Stepfan Taylor, RB	Arizona	5th

2012

Andrew Luck, QB	Indianapolis	1st
David DeCastro, OG	Pittsburgh	1st
Coby Fleener, TE	Indianapolis	2nd
Jonathan Martin, OT	Miami	2nd

2011

Sione Fua, DT	Carolina Panthers	3rd
Owen Marecic, FB	Cleveland Browns	4th
Richard Sherman, DB	Seattle Seahawks	5th
Ryan Whalen, WR	Cincinnati Bengals	6th

2010

Toby Gerhart, RB	Minnesota Vikings	2nd
Jim Dray, TE	Arizona Cardinals	7th
Erik Lorig, DE	Tampa Bay Buccaneers	7th

2007

Trent Edwards, QB	Buffalo Bills	3rd
Michael Okwo, LB	Chicago Bears	3rd
Brandon Harrison, S	Houston Texans	5th

2006

Jon Alston, OLB	St. Louis Rams	3rd
Julian Jenkins, DE	Tampa Bay Buccaneers	5th
Babatunde Oshinowo, NT	Cleveland Browns	6th
T.J. Rushing, CB	Indianapolis Colts	7th

2005

Oshiomogho Atoogwe, FS	St. Louis Rams	3rd
Alex Smith, TE	Tampa Bay Buccaneers	3rd
Stanley Wilson, CB	Detroit Lions	3rd
Jared Newberry, OLB	Washington Redskins	6th
Will Svitek, DE	Kansas City Chiefs	6th
David Bergeron, ILB	Philadelphia Eagles	6th

2004

Amon Gordon, DT	Cleveland Browns	5th
Kirk Chambers, OT	Cleveland Browns	6th
Drew Caylor, C	Pittsburgh Steelers	6th

2003

Kwame Harris, OT	San Francisco 49ers	1st
Teyo Johnson, WR	Oakland Raiders	2nd
Colin Branch, S	Carolina Panthers	4th
Casey Moore, FB	Carolina Panthers	7th

2002

Tank Williams, S	Tennessee Titans	2nd
Coy Wire, S	Buffalo Bills	3rd
Randy Fasani, QB	Carolina Panthers	5th
Brian Allen, RB	Indianapolis Colts	6th
Eric Heitmann, OG	San Francisco 49ers	7th
Zack Quaccia, C	Tampa Bay Buccaneers	7th

2001

Willie Howard, DT	Minnesota Vikings	2nd
Riall Johnson, OLB	Cincinnati Bengals	6th

2000

Troy Walters, FL	Minnesota Vikings	5th
Todd Husak, QB	Washington Redskins	6th

1998

Kailee Wong, DE	Minnesota Vikings	2nd
Jon Ritchie, FB	Oakland Raiders	3rd
Chris Draft, ILB	Chicago Bears	6th
Carl Hansen, DT	Seattle Seahawks	6th
Jon Haskins, ILB	San Diego Chargers	7th

1997

Greg Clark, TE	San Francisco 49ers	3rd
Brad Badger, OG	Washington Redskins	5th
Brian Manning, FL	Miami Dolphins	6th
Nathan Parks, OT	Kansas City Chiefs	7th



John Elway, a runner-up selection for the Heisman Trophy in 1982, was the first pick of the 1983 NFL Draft by the Baltimore Colts. He was then traded to Denver, where he led the Broncos to two Super Bowl titles. He was inducted into the Pro Football Hall of Fame in 2004.

First Round Selections

Stanford has had 228 players drafted by professional football teams since 1936 with 20 players selected in the first round.

Player	Year	Pick	Team
Pete Kmetovic, RB	1942	3rd	Eagles
Frankie Albert, QB	1942	10th	Bears
Bobby Garrett, QB	1954	1st	Browns
John Brodie, QB	1957	2nd	49ers
Gene Washington, WR	1969	16th	49ers
Jim Plunkett, QB	1971	1st	Patriots
Greg Sampson, DT	1972	6th	Oilers
Jeff Siemon, LB	1972	10th	Vikings
James Lofton, WR	1978	6th	Packers
Gordon King, OT	1978	10th	Giants
Brian Holloway, OT	1981	19th	Patriots
Darrin Nelson, RB	1982	7th	Vikings
John Elway, QB	1983	1st	Colts
Brad Muster, FB	1988	23rd	Bears
Bob Whitfield, OT	1992	8th	Falcons
Tommy Vardell, FB	1992	9th	Browns
Darrien Gordon, CB	1993	22nd	Chargers
Kwame Harris, OT	2003	26th	49ers
Andrew Luck, QB	2012	1st	Colts
David DeCastro, OG	2012	24th	Steelers

Bold indicates first overall pick in draft

STANFORD FOOTBALL

HISTORY & RECORDS

1996

Jeff Buckley, OT Miami Dolphins 7th

1995

Justin Armour, WR..... Buffalo Bills 4th
 Tony Cline, TE..... Buffalo Bills 4th
 Steve Stenstrom, QB..... Kansas City Chiefs 4th
 Jason Fisk, NT Minnesota Vikings 7th

1994

Vaughn Bryant, CB Detroit Lions 4th

1993

Darrien Gordon, CB San Diego Chargers 1st
 Glyn Milburn, RB Denver Broncos 2nd
 John Lynch, DB Tampa Bay Buccaneers 3rd
 Ron George, OLB Atlanta Falcons 5th
 Chris Dalman, C San Francisco 49ers 6th

1992

Bob Whitfield, OT Atlanta Falcons 1st
 Tommy Vardell, FB Cleveland Browns 1st
 Chris Walsh, WR Buffalo Bills 9th
 Turner Baur, TE New England Patriots 10th

1991

Ed McCaffrey, WR..... New York Giants 3rd
 Kevin T. Scott, CB..... Detroit Lions 4th

1990

Alan Grant, CB/PR Indianapolis Colts 4th
 Rob Hinckley, LB..... New York Giants 4th
 Lester Archambeau, DT. Green Bay Packers 7th

1989

Andy Sinclair, C/OG San Francisco 49ers 10th

1988

Brad Muster, RB Chicago Bears 1st
 Jeff James, WR..... Detroit Lions 7th

1987

Dave Wyman, LB..... Seattle Seahawks 2nd
 Thomas Henley, WR..... New Orleans Saints 6th
 Tony Leiker, DT Green Bay Packers 7th
 Toi Cook, CB New Orleans Saints 8th
 John Paye, QB..... San Francisco 49ers 10th

1986

Greg Baty, TE..... New England Patriots 8th

1985

Garin Veris, DE..... New England Patriots 2nd
 Tom Briehl, LB..... Houston Oilers 4th
 Emile Harry, WR Atlanta Falcons 4th
 Jeff Deaton, OL New York Jets 6th
 Matt Moran, OL..... Dallas Cowboys 6th
 Brent Martin, C Atlanta Falcons 10th

1984

Eric Mullins, WR..... Houston Oilers 6th



Heisman Trophy winner Jim Plunkett was the top pick by the New England Patriots during the 1971 NFL Draft. He later won two Super Bowls with the Raiders.

All-American quarterback Bobby Garrett was the first number one selection from Stanford when he was selected as the top pick by the Cleveland Browns in 1954.

1983

John Elway, QB..... Baltimore Colts 1st
 Chris Dressel, TE Houston Oilers 3rd
 Vincent White, RB New York Jets 6th
 Mike Dotterer, RB Los Angeles Raiders 8th
 Chris Rose, OT Baltimore Colts 9th

1982

Darrin Nelson, HB..... Minnesota Vikings 1st
 Doug Rogers, DT Atlanta Falcons 2nd
 Andre Tyler, SE Tampa Bay Buccaneers 6th
 John Macaulay, C Green Bay Packers 11th

1981

Brian Holloway, OT New England Patriots 1st
 Ken Margerum, WR..... Chicago Bears 3rd
 Ken Naber, K..... New England Patriots 8th

1980

Andre Hines, OT Seattle Seahawks 2nd
 Chuck Evans, DT New Orleans Saints 8th
 Turk Schonert, QB Chicago Bears 9th

1979

Steve Dils, QB Minnesota Vikings 4th
 Phil Francis, FB..... San Francisco 49ers 7th

1978

James Lofton, WR..... Green Bay Packers 1st
 Gordon King, OT New York Giants 1st
 Guy Benjamin, QB Miami Dolphins 2nd
 Bill Kellar, WR Kansas City Chiefs 7th

1977

Tony Hill, WR..... Dallas Cowboys 3rd
 Duncan McColl, DE..... Washington Redskins 4th
 Mike Michel, K..... Miami Dolphins 5th

Gary Anderson, OT Detroit Lions 10th
 Mike Cordova, QB Philadelphia Eagles 11th

1976

Geb Church, LB Los Angeles Rams 9th
 Todd Anderson, C/OT New England Patriots 17th

1975

Pat Donovan, DE..... Dallas Cowboys 4th
 Roger Stillwell, DE Chicago Bears 9th
 Gordy Riegel, LB..... Los Angeles Rams 10th
 Keith Rowen, OT Philadelphia Eagles 11th
 John Snider, LB..... Kansas City Chiefs 13th
 Scott Laidlaw, FB..... Dallas Cowboys 14th

1974

Mike Boryla, QB..... Cincinnati Bengals 4th
 James Ferguson, DB Minnesota Vikings 5th
 John Winesberry, RB Denver Broncos 6th
 Rod Garcia, PK Oakland Raiders 7th
 Randy Polt, SS..... Minnesota Vikings 12th
 Dave Ottmar, QB/P..... Los Angeles Rams 16th

1973

Jim Merlo, LB..... New Orleans Saints 4th
 Mike Askea, OT Denver Broncos 7th
 Roger Cowan, DE..... Pittsburgh Steelers 14th

1972

Greg Sampson, DT..... Houston Oilers 1st
 Jeff Siemon, LB Minnesota Vikings 1st
 Pete Lazetich, DG..... San Diego Chargers 2nd
 Jackie Brown, RB..... Oakland Raiders 8th
 Don Bunce, QB..... Washington Redskins 12th
 Larry Butler, DG..... Atlanta Falcons 16th



1971

Jim Plunkett, QB..... New England Patriots 1st
 Dave Tipton, DT New York Giants 4th
 Bob Moore, TE..... Oakland Raiders 5th
 Ron Kadziel, OLB Dallas Cowboys 5th
 Randy Vataha, FL..... Los Angeles Rams 17th

1970

Don Parish, LB..... St. Louis Cardinals 4th
 Bob Reinhard, OG..... Green Bay Packers 9th
 Bubba Brown, HB..... Pittsburgh Steelers 10th
 Dave Sharp, OT Houston Oilers 15th

1969

Gene Washington, WR... San Francisco 49ers 1st
 George Buehler, TE..... Oakland Raiders 2nd
 Malcolm Snider, T..... Atlanta Falcons 3rd
 Bill Nicholson, T..... Chicago Bears..... 6th
 Bill Shoemaker, HB/PK.. Cincinnati Bengals 15th

1968

Blaine Nye, E..... Dallas Cowboys 5th

1967

Dave Lewis, QB..... New York Giants 5th
 Mike Hibler, T..... Oakland Raiders 5th
 Tim Sheehan, C..... Houston Oilers 10th

1966 NFL

Gary Pettigrew, E Philadelphia Eagles..... 2nd

1966 AFL

Gary Pettigrew, E San Diego Chargers 6th
 Craig Ritchey, HB..... Oakland Raiders 16th

1966 AFL Redshirt

John Mason, E..... Denver Broncos 7th
 Bill Ogle, T..... Kansas City Chiefs 7th

1965 NFL

Jack Chapple, G..... San Francisco 49ers..... 3rd
 Bob Howard, E Pittsburgh Steelers 17th

1965 AFL

Jack Chapple, G..... Kansas City Chiefs 2nd
 Bob Howard, E Kansas City Chiefs 10th
 Braden Beck, E..... San Diego Chargers 19th

1965 AFL Redshirt

John Wilbur, G..... Kansas City Chiefs 6th

1964 NFL

Steve Thurlow, H/QB.... New York Giants 2nd
 Bob Nichols, T..... Pittsburgh Steelers..... 9th
 Dick Leeuwenburg, T..... Chicago Bears 11th
 Marvin Harris, C..... Los Angeles Rams 13th

1964 AFL

Dick Leeuwenburg, T.... Houston Oilers 17th
 Bob Nichols, T..... Houston Oilers 18th

1963 NFL

Carlton Simons, C..... Green Bay Packers 4th

Frank Atkinson, T..... Pittsburgh Steelers 8th
 Al Hildebrand, T..... Los Angeles Rams 13th

1963 AFL

Carlton Simons, C..... Denver Broncos 24th
 Al Hildebrand, T..... Houston Oilers 27th

1961 AFL

Dick Norman, QB..... Oakland Raiders 5th
 Dean Hinshaw, T..... Oakland Raiders 26th
 Bill Face, F..... Oakland Raiders 30th

1960 NFL

Dick Norman, QB..... Chicago Bears 5th
 Chris Burford, E..... Cleveland Browns 9th
 Dean Hinshaw, T..... San Francisco 49ers 13th

1959

Chris Plain, T..... Chicago Bears 19th

1957

John Brodie, QB..... San Francisco 49ers 1st
 Paul Camera, HB..... Cleveland Browns 4th

1956

Paul Wiggin, T..... Cleveland Browns 6th
 Jerry Gustafson, QB..... San Francisco 49ers 27th

1955

Don Sanders, QB San Francisco 49ers 28th

1954

Bobby Garrett, QB..... Cleveland Browns 1st
 John Steinberg, E New York Giants 10th
 Sam Morley, E..... Washington Redskins 20th
 Marv Tennefoss, E..... Green Bay Packers 24th

1953

Bob Mathias, F Washington Redskins 30th

1952

Bill McColl, E..... Chicago Bears 3rd
 Bob Meyers, F..... San Francisco 49ers 16th
 Dick Horn, QB..... Dallas Texans 17th
 Harry Hugasian, HB..... Dallas Texans 22nd

1951

Bruce Van Alstyne, E..... San Francisco 49ers 9th

1950

Robert Andrews, QB..... Chicago Bears 18th
 Bill De Young, F New York Bulldogs 24th

1948 NFL

George Quist, HB Detroit Lions 2nd
 Robert Andrews, QB..... Washington Redskins 7th

1947 AAFC

Lloyd Merriman, F..... Los Angeles Dons 3rd

1947 NFL

Lloyd Merriman, F..... Chicago Bears..... 3rd
 Bill Hachten, G New York Giants 11th

Charley Wakefield, T Philadelphia Eagles 26th
 Lynn Brownson, QB Washington Redskins 27th

1946

Al Hoisch, HB..... Chicago Bears 23rd

1945

Bill Shipkey, F Washington Redskins 18th
 Jim McCuray Washington Redskins 22nd
 Bob Hall, E Philadelphia Eagles 23rd
 Doug Graham New York Giants 24th

1944

Loren La Prade, G Philadelphia Eagles 2nd
 Buck Fawcett, E..... Chicago Bears 6th
 Fred Boensch, T Cleveland Browns 7th
 Bill Joslyn Washington Redskins 10th
 Jim Cox, T..... Green Bay Packers 19th
 Bob Frisbee, HB Philadelphia Eagles 23rd

1943

Ed Stamm, T Chicago Bears 3rd
 Chuck Taylor, G Cleveland Browns 4th
 Milt Vucinich, FB..... Chicago Bears 5th
 Bruno Banducci, T..... Philadelphia Eagles 6th
 Ray Hammett, RB Chicago Bears 9th
 Henry Norberg, E Chicago Bears 16th

1942

Pete Kmetovic, HB..... Philadelphia Eagles 1st
 Frankie Albert, QB Chicago Bears 1st
 Vic Lindsog, C Philadelphia Eagles 2nd
 Fred Meyer, E Philadelphia Eagles 12th
 Arnold Meiners, E..... Philadelphia Eagles 17th

1941

Norm Standlee, FB..... Chicago Bears 2nd
 Hugh Gallarneau, HB..... Chicago Bears 4th

1940

Hampton Pool, QB/G..... Chicago Bears 7th
 Stan Anderson, T Chicago Cardinals 12th

1939

Pete Zager, T/G..... New York Giants 6th
 Tony Calvelli, C..... Detroit Lions 9th
 Bill Paulman, QB..... New York Giants 17th

1936

Keith Topping, E..... Boston Patriots 2nd
 Wes Muller, C Philadelphia Eagles 3rd
 Bobby Grayson, FB..... Pittsburgh Steelers 3rd
 Bob Reynolds, T..... Green Bay Packers 6th
 Bones Hamilton, HB Brooklyn Dodgers 8th
 Monk Moscrip, E..... Brooklyn Dodgers 9th
 Neils Larsen, T Chicago Cardinals 9th



Stanford in the Super Bowl

Super Bowl By The Numbers

- 61** Super Bowl appearances by Stanford players
- 36** Number of Stanford players who played in the Super Bowl
- 20** Former Stanford coaches have coached in the Super Bowl (six head coaches)
- 13** Stanford players have appeared in at least two Super Bowls
- 5** John Elway played in five Super Bowls
- 4** Stanford quarterbacks on Super Bowl rosters
- 2** Super Bowl MVPs

Former Players in the Super Bowl

Name, Position	Team	Super Bowl
Lester Archambeau, DE	Atlanta Falcons	XXXIII
Brad Badger, OT	Oakland Raiders	XXXVII
Doug Baldwin, WR	Seattle Seahawks	XLVIII
Benny Barnes, CB	Dallas Cowboys	X, XII, XIII
Guy Benjamin, QB	San Francisco 49ers	XVI
George Buehler, G	Oakland Raiders	XI
Chris Burford, TE	Kansas City Chiefs	I
Greg Comella, FB	New York Giants	XXXV
Toi Cook, CB	San Francisco 49ers	XXIX
Chris Dalman, C/G	San Francisco 49ers	XXIX
Pat Donovan, DT	Dallas Cowboys	X, XII, XIII
John Elway, QB	Denver Broncos	XXI, XXII, XXIV, XXXII, XXXIII
Jason Fisk, OT	Tennessee Titans	XXXIV
Darrien Gordon, CB	San Diego Chargers	XXIX
	Denver Broncos	XXXII, XXXIII
	Oakland Raiders	XXXVII
	Dallas Cowboys	XII, XIII
Tony Hill, WR	New England Patriots	XX
Brian Holloway, OT	Dallas Cowboys	XII, XIII
Scott Laidlaw, RB	Buffalo Bills	XXV, XXVI, XXVII
James Lofton, WR	Tampa Bay Buccaneers	XXXVII
John Lynch, S	Chicago Bears	XX
Ken Margerum, WR	San Francisco 49ers	XXIX
Ed McCaffrey, WR	Denver Broncos	XXXII, XXXIII
	San Francisco 49ers	XVI, XIX
Milt McColl, LB	Dallas Cowboys	V, VI, X
Blaine Nye, OG	Oakland Raiders	XV
Jim Plunkett, QB	Los Angeles Raiders	XVIII
	Minnesota Vikings	IX
	Denver Broncos	XII
	Oakland Raiders	XXXVII
	Philadelphia Eagles	XXXIX
Jon Ritchie, FB	Indianapolis Colts	XLI, XLIV
T.J. Rushing, DB	Cincinnati Bengals	XVI, XXIII
Turk Schonert, QB	Seattle Seahawks	XLVIII
Richard Sherman, CB	Minnesota Vikings	VIII, IX, XI
Jeff Siemon, LB	New Orleans Saints	XLIV
Leigh Torrence, DB	New England Patriots	XX
Garin Veris, DE	Buffalo Bills	XXXVIII
Chris Walsh, WR	Atlanta Falcons	XXXIII
Bob Whitfield, OT	Washington Redskins	VII
John Wilbur, OG		

Coaches in the Super Bowl

Phil Bengtson	Green Bay Packers	I, II
Brian Billick	Baltimore Ravens	XXXV*
Monte Clark	Miami Dolphins	VI, VII, VIII
Rod Dowhower	Washington Redskins	XXVI
Tim Drevno	San Francisco 49ers	XLVII
Vic Fangio	San Francisco 49ers	XLVII
Jim Fassel	New York Giants	XXXV
Bob Gambold	Denver Broncos	XII
Dennis Green	San Francisco 49ers	XXIII
Jim Harbaugh	San Francisco 49ers	XLVII*
Norbert Hecker	San Francisco 49ers	XVI, XIX
Tom Holmoe	San Francisco 49ers	XXIX
Greg Roman	San Francisco 49ers	XLVII
Rod Rust	New England Patriots	XX
George Seifert	San Francisco 49ers	XVI, XIX, XXIII, XXIV*, XXIX*
Willie Shaw	San Diego Chargers	XXIX
Dick Vermeil	Philadelphia Eagles	XV*
	St. Louis Rams	XXXIV*
Fred VonAppen	San Francisco 49ers	XIX, XXIII
Bill Walsh	San Francisco 49ers	XVI*, XIX, XXIII
Mike White	St. Louis Rams	XXXIV
*head coach		

Buccaneer John Lynch celebrates at Super Bowl XXXVII.

Super Bowl MVP John Elway led Denver to five Super Bowls, including back-to-back titles.

T.J. Rushing played in Super Bowl XLI for the Colts.

Jim Plunkett was named Super Bowl MVP after leading the Raiders to the Super Bowl XVIII title.

Pro Football Hall-of-Famer Bill Walsh took the San Francisco 49ers to three Super Bowl titles during his coaching tenure.

WR Ed McCaffrey is one of several Stanford alumni who have won Super Bowls with two teams (49ers, Broncos).



STANFORD UNIVERSITY

STANFORD UNIVERSITY



Stanford at a Glance

On October 1, 1891, the 465 new students who were on hand for opening day ceremonies at Leland Stanford Junior University greeted Leland and Jane Stanford enthusiastically, with a chant they had made up and rehearsed only that morning. Wah-hoo! Wah-hoo! L-S-J-U! Stanford! Its wild and spirited tone symbolized the excitement of this bold adventure. As a pioneer faculty member recalled, “Hope was in every heart, and the presiding spirit of freedom prompted us to dare greatly.”

For the Stanfords’ on that day, the university was the realization of a dream and a fitting tribute to the memory of their only son, who had died of typhoid fever weeks before his sixteenth birthday. Far from the nation’s center of culture and unencumbered by tradition or ivy, the new university drew students from all over the country: many from California; some who followed professors hired from other colleges and universities; and some simply seeking adventure in the West. Though there were many difficulties during the first months – housing was inadequate, microscopes and books were late in arriving from the East – the first year foretold greatness. As Jane Stanford wrote in the summer of 1892, “Even our fondest hopes have been realized.”

Ideas of “Practical Education”

Governor and Mrs. Stanford had come from families of modest means and had built their way up through a life of hard work. So it was natural that their first thoughts were to establish an institution where young men and women could “grapple successfully with the practicalities of life.” As their thoughts matured, these ideas of “practical education” enlarged to the concept of producing cultured and useful citizens who were well-prepared for professional success.

More than 120 years later, the university still enjoys the original 8,180 acres (almost 13 square miles) of grassy fields, eucalyptus groves, and rolling hills that were the Stanfords’ generous legacy, as well as the Quadrangle of “long corridors with their stately pillars” at the center of campus. It is still true, as the philosopher William James said during his stint as a visiting professor, that the climate is “so friendly ... that every morning wakes one fresh for new amounts of work.”

Current Perspectives

In other ways, the university has changed tremendously on its way to recognition as one of the world’s great universities. At the hub of a vital and diverse Bay Area, Stanford is less than an hour’s drive south of San Francisco and just a few minutes north of Silicon Valley, an area dotted with computer and high technology firms largely spawned by the university’s faculty and graduates. On campus, students and faculty enjoy new libraries, modern laboratories, tremendous sports and recreation facilities, and comfortable residences. Contemporary sculpture, as well as pieces from The Cantor Arts Center’s extensive collection of sculpture by Auguste Rodin, is placed throughout the campus, providing unexpected pleasures at many turns. At the Stanford Medical Center, world-renowned for its research, teaching, and patient care, scientists and physicians are searching for answers to fundamental questions about health and disease. Ninety miles down the coast, at Stanford’s Hopkins Marine Station on Monterey Bay, scientists are working to better understand the mechanisms of evolution, human development, and ecological systems.

The university is organized into seven schools: Earth Sciences, Education, Engineering, the Graduate School of Business, Humanities and Sciences, Law, and Medicine. In addition, there are more than 30 interdisciplinary centers, programs, and research laboratories – including the Hoover Institution on War, Revolution and Peace; the The Freeman Spogli Institute for International Studies; the SLAC national accelerator laboratory; and the Stanford Center for the Study of Families, Children and Youth – where faculty from a wide range of fields bring different perspectives to bear on issues and problems. Stanford’s Overseas Studies Program offers students in all fields remarkable opportunities for study abroad, with campuses in Australia, Beijing, Berlin, Cape Town, Florence, Kyoto, Madrid, Moscow, Oxford, Paris, and Santiago.





Stanford People

By any measure, Stanford's faculty – which numbers just over 1,995 – is one of the most distinguished in the nation. As of January 2013, the faculty included 19 Nobel Laureates, four Pulitzer Prize winners, 24 MacArthur Fellows, 18 recipients of the National Medal of Science, two National Medley of Technology recipients, 268 members of the National Academy of Arts and Sciences, 152 members of the National Academy of Sciences, 95 National Academy of Engineering members, 31 members of the National Academy of Education, seven Wolf Foundation Prize winners, six winners of the Koret Foundation Prize and three Presidential Medal of Freedom winners. Yet beyond their array of honors, what truly distinguishes Stanford faculty is their commitment to sharing knowledge with their students. The great majority of professors teach undergraduates both in introductory lecture classes and in small advanced seminars.

Currently 18,217 students, of which 7,063 are undergraduates, live and study on campus. Almost 40 percent come from California, but all 50 states and approximately 56 countries are represented as well. Among undergraduates, approximately 56 percent are African American, Asian American, International, Mexican American, Native American, Native Hawaiian or Other Hispanic in ethnicity. Like the faculty, the Stanford student body is distinguished.



Approximately 10 students apply to Stanford for every place in the freshman class with 89 percent of those admitted finishing in the top 10 percent of their high school class. The number of Rhodes Scholars at Stanford currently stands at 109, 86 have been selected Marshall Award winners, and 60 have been chosen Truman Scholars. Nearly 90 percent of graduating seniors plan to attend graduate or professional schools. Stanford students also shine in a tremendous array of activities outside the classroom – from student government to music, theater, and journalism. Through the Haas Center for Public Service, students participate in many community service activities, such as tutoring programs for children in nearby East Palo Alto, the Hunger Project, and the Arbor Free Clinic.

Looking Ahead

In her address to the Board of Trustees, in 1904, Jane Stanford said, “. . . Let us not be afraid to outgrow old thoughts and ways, and dare to think on new lines as to the future of the work under our care.”

Her thoughts echo in the words of former Stanford President Gerhard Casper, who has said, “The true university must reinvent itself every day . . . At Stanford, these are days of such reconsideration and fresh support for our fundamental tasks – teaching, learning, and research.”





STANFORD STADIUM

Home of Cardinal Football

The Cardinal plays all of its home games in Stanford Stadium, which was completely renovated after the 2005 season and is now widely considered one of the premier on-campus college football stadiums in the country.

Situated in a park-like setting among groves of eucalyptus and oak trees, Stanford Stadium has a seating capacity of 50,424, allowing for an intimate and fan-friendly experience.

The original facility, built in 1921, enjoyed a long and storied history before being renovated for the start of the 2006 season. Some historical events held in the old venue included Herbert Hoover's presidential acceptance speech in 1928, the U.S. Olympic Track and Field Trials in 1960, the USA-USSR track meet in 1962, Olympic soccer matches in 1984, Super Bowl XIX in 1985, men's World Cup in 1994 and women's World Cup soccer in 1999.

Historic Events at Stanford Stadium

August 12, 1928

Herbert Hoover's acceptance speech following his nomination to run for President

July 1-2, 1960

U.S. Olympic Track & Field Trials

July 21-22, 1962

USA-USSR Track Meet

July 29-August 6, 1984

Olympic soccer matches

January 20, 1985

Super Bowl XIX

June 20-July 10, 1994

Men's World Cup soccer matches

July 4, 1999

Women's World Cup soccer match

November 26, 2005

Stanford and Notre Dame play final game in original Stanford Stadium

September 16, 2006

Stanford-Navy football opens new Stanford Stadium

November 30, 2012

Stanford defeats UCLA, 27-24, to win the Pac-12 Championship Game

November 4, 2013

Stanford defeats No. 2 Oregon, 26-20, in a game that gave wide-spread adoption of "#NerdNation."





Bernard Muir

Jaquish & Kenninger Director of Athletics
Brown '90



Bernard Muir was named Stanford's Jaquish & Kenninger Director of Athletics on July 27, 2012. He was appointed to his position by Provost John Etchemendy.

"Bernard Muir has a national reputation as a superb athletic administrator," said Etchemendy. "He also has a deep personal understanding of what it means to be a scholar-athlete, performing at the very highest levels both academically and athletically. In Bernard Muir, we are confident we have a leader with the integrity, experience and commitment to ensure that Stanford's athletic legacy continues."

Under Muir's guidance in 2013-14, Stanford kept alive two of the most unfathomable streaks in college athletics. Stanford won its 20th consecutive Directors' Cup trophy as the top overall athletic program in the country and extended its streak of having won at least one NCAA team championship annually for the past 38 years, the longest such streak in the nation.

Stanford teams have won 105 NCAA Championships, with 124 total team championships, the most of any school. With 10 individual national championships in 2013-14, Stanford extended another lofty number; no other school has won more than the Cardinal's 440 individual national titles.

The school sponsors 36 varsity programs, all of which exceed the NCAA's Academic Progress Rate.

In addition to its 36 varsity sports, the Stanford Department of Athletics, Physical Education and Recreation supports campus-wide recreation, fitness and wellness programs. The university employs over 100 coaches and assistants. Eleven current coaches have led their teams to one or more NCAA titles.

In February 2014, Muir accepted an invitation to join the NCAA Division I Men's Basketball Committee after originally being named to the committee in 2012. The committee oversees all aspects of NCAA collegiate men's basketball at the Division I level and serves as the selection committee for the NCAA Tournament. He also serves as a member of the board of directors of USA Basketball.

Muir has earned the respect of collegiate athletic administrators nationwide, including Kevin White, director of athletics at Duke University, who is widely regarded as the dean of

athletic directors.

"Simply put, Stanford University made a brilliant hire," White said after the hire. "Bernard Muir has already distinguished himself as a truly great leader. Bernard is terribly humble, incomparably intelligent and just drips with integrity. Moreover, Bernard is empathetic to a fault, inordinately task oriented, both clearly adaptable and situational, and ridiculously passionate about the plight of the student-athlete."

Muir was selected after a nationwide search headed by Robert Simoni, the Donald Kennedy Chair in the Stanford School of Humanities and Sciences and professor of biology, and Jeff Wachtel, senior assistant to the president.

"I could not be more delighted that Bernard will join the Stanford family," said Simoni at the time. "He shares every value we have as an institution and that we expect for our athletic program. He also shares our absolute commitment to integrity and a passion to provide our remarkable students with every opportunity for academic and athletic success. It's a great day for the future of Stanford athletics."

Muir brought nearly 25 years of athletic administrative experience to The Farm from stops at Delaware, Georgetown, Notre Dame, Butler, Auburn and the National Collegiate Athletics Association (NCAA). He directed Delaware's athletic program from 2009 to 2012 and, before that, was director of athletics at Georgetown from 2005 to 2009. As an undergraduate at Brown University, Muir was a four-year letter winner in basketball.

At Delaware, Muir is credited with increasing the competitiveness of Blue Hen varsity sports, helping secure NCAA Division I tournament games on campus and enhancing athletic facilities.

Before joining the athletics administration at Georgetown, Muir served as deputy director of athletics/administration and facilities at the University of Notre Dame from 2004 to 2005. He also served at Notre Dame as senior



associate athletic director for student welfare and development from 2003 to 2004 and as associate athletic director for student welfare and development from 2000 to 2003.

Muir worked for the NCAA from 1998 to 2000 as director of operations for the Division I men's national basketball championship and from 1992 to 1998 as assistant director of the Division I men's national basketball championship. He began his career in athletics administration as an athletic administrative assistant at Butler University in 1990, and subsequently held positions with Auburn University and Streetball Partners International of Dallas.

In 2007, Muir was named to Street & Smith's SportsBusiness Journal's "Top 40 Under 40."

Muir earned a bachelor's degree in organizational behavior and management from Brown University in 1990 and a master's degree in sports administration from Ohio University in 1992.

Muir and his wife, Liz, have two daughters, Libby and Millie.

Stanford Head Coaches




Mark Marquess
Baseball



Johnny Dawkins
Men's Basketball



Tara VanDerveer
Women's Basketball



Patrick Jeffrey
Diving



Lisa Milgram
Women's Fencing



George Pogosov
Men's Fencing




Tara Danielson
Field Hockey




David Shaw
Football



Conrad Ray
Men's Golf



Anne Walker
Women's Golf



Thom Glielmi
Men's Gymnastics



Kristen Smyth
Women's
Gymnastics



Amy Bokker
Lacrosse



Craig Amerkhanian
Men's Rowing



Al Acosta
Women's Lightweight
Rowing




Yasmin Farooq
Women's Rowing



John Vandemoer
Sailing



Jeremy Gunn
Men's Soccer



Paul Ratcliffe
Women's Soccer



Rachel Hanson
Softball



Mark Talbott
Women's Squash



Ted Knapp
Men's Swimming



Greg Meehan
Women's
Swimming



Sara Lowe
Synchronized
Swimming



Paul Goldstein
Men's Tennis



Lele Forood
Women's Tennis



Chris Miltenberg
Track & Field



John Kosty
Men's Volleyball



John Dunning
Women's Volleyball
Sand Volleyball



John Vargas
Men's Water Polo



John Tanner
Women's Water Polo



Jason Borrelli
Wrestling



Principles That Guide Us

Mission Statement

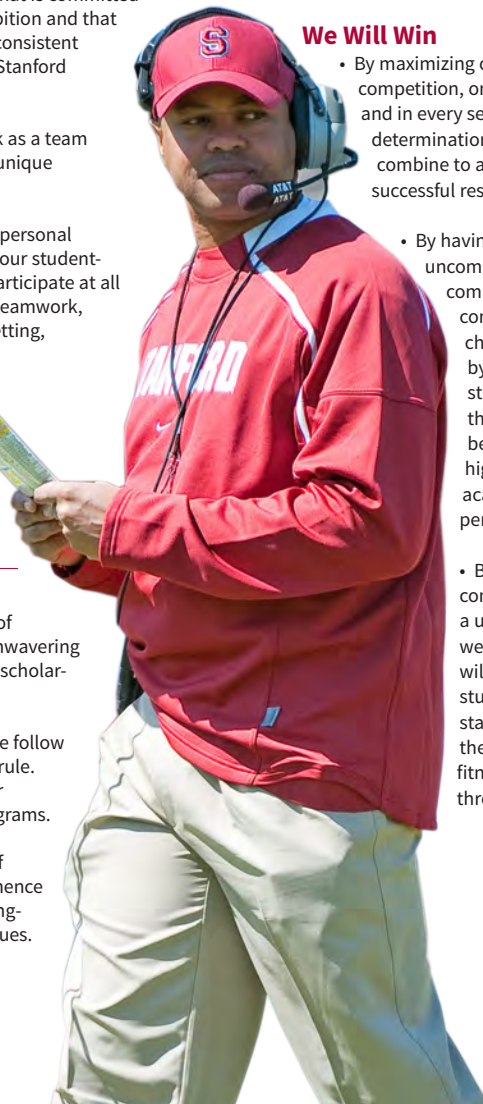
From its founding in 1891, Stanford University's leaders have believed that physical activity is valuable for its own sake and that vigorous exercise is complementary to the educational purposes of the university. Within this context for human development, it is the mission of Stanford's Department of Athletics, Physical Education and Recreation to offer a wide range of high quality programs which will encourage and facilitate all participants to realize opportunities for championship athletic participation, physical fitness, health and well being.

We Will Teach

- By encouraging our student-athletes to capture all the joy, power and extraordinary personal growth that comes to those who compete and support athletic excellence.
- By hiring and retaining the best coaches and staff members available and arming them with the tools to achieve at the highest level.
- By fostering and nurturing a coaching, physical education and recreation staff that is committed to teaching with integrity & ambition and that performs in a manner which is consistent with the academic priorities of Stanford University.
- By recognizing the need to work as a team while valuing each individual's unique characteristics and abilities.
- By committing ourselves to the personal development and well being of our student-athletes and staff. Those who participate at all levels will learn the benefits of teamwork, discipline, goal setting, physical fitness, healthy lifestyles, character development, self confidence, sportsmanship and an appreciation for lifelong learning.

We Will Lead

- By being the model of success, of universal opportunity, and of unwavering commitment to the ideal of the scholar-athlete.
- By operating with integrity as we follow the spirit and the letter of each rule. Integrity will be displayed in our policies, performances and programs.
- By continuing our long history of conference and national prominence through a commitment to cutting-edge involvement in athletic issues.



We Will Win

- By maximizing our effort in every competition, on every team and in every setting where skill, determination and hard work combine to achieve singularly successful results.
- By having an uncompromising commitment to conference and national championships and by providing each student-athlete with the tools necessary to be successful at the highest levels of both academic and athletic performance.
- By creating a commitment to a university-wide wellness culture that will allow Stanford students, faculty and staff to maximize their health and fitness opportunities throughout their lives.

We Will Serve

- By respecting, honoring and responding to the needs of our student-athletes, coaches, colleagues, advocates and members of our larger community.
- By encouraging innovation and creativity. We will harness technology to extend our reach and to interface with our various internal and external constituencies.
- Through fiscal responsibility in all elements of departmental operations.
- By advancing outreach as a fundamental component of the department, we will strive to enhance the overall mission of the University through competitive excellence, effective outreach and an on-going commitment to customer service.
- By utilizing the department resources and physical facilities to serve the campus community, our alumni and our supporters throughout the world.
- By valuing our heritage, and in doing so we commit ourselves to championship caliber athletic achievement and the ongoing enhancement of the traditions of Stanford Athletics, including leadership, individual and team achievement & intense pride and loyalty.



Stanford's National Titles

Stanford Championship Facts

National Championships.....	124
NCAA Championships.....	105
Men's.....	61
Women's.....	44
Other National Championships.....	19

NCAA championships are commonplace at Stanford, as Cardinal teams have won national titles at an unprecedented rate, including a national-best 90 since 1980 and 67 since 1990. Stanford has won at least one NCAA championship for 38 consecutive years and has won four national titles in a single season nine times.

Nine different Stanford teams have won at least five national titles, including men's tennis (18), women's tennis (18), men's water polo (11), women's swimming and diving (9), men's swimming and diving (8), men's golf (8), women's volleyball (6), synchronized swimming (7) and women's cross country (5). A total of 22 Stanford teams have won at least one national championship.

Stanford teams have won a total of 124 national championships. In NCAA competition, Cardinal teams have won 105 team titles, including 61 men's championships and an NCAA-best 44 women's titles.



The women's water polo team, coached by John Tanner, won its third NCAA championship in the past four years in May.

Titles By Sport

* AIAW + Helms ^ JCYRA ! Rissman • Unofficial title
U.S. Collegiate Note: NCAA titles unless otherwise noted

Baseball (2)

1987	Mark Marquess
1988	Mark Marquess

Men's Basketball (3)

1937+	John W. Bunn
1938+	John W. Bunn
1942	Everett Dean

Women's Basketball (2)

1990	Tara VanDerveer
1992	Tara VanDerveer

Men's Cross Country (4)

1996	Vin Lananna
1997	Vin Lananna
2002	Vin Lananna
2003	Andy Gerard

Women's Cross Country (5)

1996	Vin Lananna
2003	Dena Evans
2005	Peter Tegen
2006	Peter Tegen
2007	Peter Tegen

Football (1)

1926!	Glenn "Pop" Warner
-------	--------------------

Men's Golf (8)

1938	Eddie Twigg
1939	Eddie Twigg
1941	Eddie Twigg
1942	Eddie Twigg
1946	Eddie Twigg
1953	Bud Finger
1994	Wally Goodwin
2007	Conrad Ray

Men's Gymnastics (5)

1992	Sadao Hamada
1993	Sadao Hamada
1995	Sadao Hamada
2009	Thom Glielmi
2011	Thom Glielmi

Women's Rowing (1)

2009	Yasmin Farooq
------	---------------

Women's Lightweight Rowing (4)

2010	Al Acosta (IRA)
2011	Al Acosta (IRA)
2012	Al Acosta (IRA)
2013	Al Acosta (IRA)

Co-ed Sailing (1)

1997^	Steve Bourdow
-------	---------------

Women's Soccer (1)

2011	Paul Ratcliffe
------	----------------

Men's Swimming & Diving (8)

1967	Jim Gaughran
1985	Skip Kenney
1986	Skip Kenney
1987	Skip Kenney
1992	Skip Kenney
1993	Skip Kenney
1994	Skip Kenney
1998	Skip Kenney

Synchronized Swimming (7)

1998#	Vickey Weir
1999#	Gail Emory
2005#	Heather Olson
2006#	Heather Olson
2007#	Heather Olson
2008#	Heather Olson
2013#	Sara Lowe

Women's Swimming & Diving (9)

1980*	Claudia Kolb Thomas
1983	George Haines
1989	Richard Quick
1992	Richard Quick
1993	Richard Quick
1994	Richard Quick
1995	Richard Quick
1996	Richard Quick
1998	Richard Quick

Men's Tennis (18)

1942•	John Lamb
1973	Dick Gould
1974	Dick Gould
1977	Dick Gould
1978	Dick Gould
1980	Dick Gould
1981	Dick Gould
1983	Dick Gould
1986	Dick Gould
1988	Dick Gould
1989	Dick Gould
1990	Dick Gould
1992	Dick Gould
1995	Dick Gould
1996	Dick Gould
1997	Dick Gould
1998	Dick Gould
2000	Dick Gould

Women's Tennis (18)

1978*	Anne Gould
1982	Frank Brennan
1984	Frank Brennan
1986	Frank Brennan
1987	Frank Brennan
1988	Frank Brennan
1989	Frank Brennan
1990	Frank Brennan
1991	Frank Brennan
1997	Frank Brennan
1999	Frank Brennan
2001	Lele Forood
2002	Lele Forood
2004	Lele Forood
2005	Lele Forood
2006	Lele Forood
2010	Lele Forood
2013	Lele Forood

Men's Track & Field (4)

1925	Dink Templeton
1928	Dink Templeton
1934	Dink Templeton
2000	Vin Lananna

Men's Volleyball (2)

1997	Ruben Nieves
2010	John Kosty

Women's Volleyball (6)

1992	Don Shaw
1994	Don Shaw
1996	Don Shaw
1997	Don Shaw
2001	John Dunning
2004	John Dunning

Men's Water Polo (11)

1963	Jim Gaughran
1976	Art Lambert
1978	Dante Dettamanti
1980	Dante Dettamanti
1981	Dante Dettamanti
1985	Dante Dettamanti
1986	Dante Dettamanti
1994	Dante Dettamanti
1995	Dante Dettamanti
2001	Dante Dettamanti
2002	John Vargas

Women's Water Polo (4)

2002	John Tanner
2011	John Tanner
2012	John Tanner
2014	John Tanner



Titles By Year

1924-25 1
Men's Track and Field

1926-27 1
Football (Rissman)

1927-28 1
Men's Track and Field

1933-34 1
Men's Track and Field

1936-37 1
Men's Basketball (Helms)

1937-38 2
Men's Basketball (Helms)
Men's Golf

1938-39 1
Men's Golf

1940-41 1
Men's Golf

1941-42 3
Men's Basketball
Men's Golf
Men's Tennis (Unofficial)

1945-46 1
Men's Golf

1952-53 1
Men's Golf

1963-64 1
Men's Water Polo
(Unofficial)

1966-67 1
Men's Swimming

1972-73 1
Men's Tennis

1973-74 1
Men's Tennis

1976-77 2
Men's Tennis
Men's Water Polo

1977-78 2
Men's Tennis
Women's Tennis (AIAW)

1978-79 1
Men's Water Polo

1979-80 1
Women's Swimming
(AIAW)
Men's Tennis

1980-81 2
Men's Tennis
Men's Water Polo

1981-82 2
Women's Tennis
Men's Water Polo

1982-83 2
Women's Swimming
Men's Tennis

1983-84 1
Women's Tennis

1984-85 1
Men's Swimming

1985-86 4
Men's Swimming
Men's Tennis
Women's Tennis
Men's Water Polo

1986-87 4
Baseball
Men's Swimming
Women's Tennis
Men's Water Polo

1987-88 3
Baseball
Men's Tennis
Women's Tennis

1988-89 3
Women's Swimming
Men's Tennis
Men's Tennis

1989-90 3
Women's Basketball
Women's Tennis
Men's Tennis

1990-91 1
Women's Tennis

1991-92 5
Women's Basketball
Men's Gymnastics
Men's Swimming
Women's Swimming
Men's Tennis

1992-93 4
Men's Gymnastics
Men's Swimming
Women's Swimming
Women's Volleyball

1993-94 4
Men's Golf
Men's Swimming
Women's Swimming
Men's Water Polo

1994-95 5
Men's Gymnastics
Women's Swimming
Men's Tennis
Women's Volleyball
Men's Water Polo

1995-96 2
Women's Swimming
Men's Tennis

1996-97 7
Men's Cross Country
Women's Cross Country
Coed Sailing (ICYRA)
Men's Tennis
Women's Tennis
Men's Volleyball
Women's Volleyball

1997-98 6
Men's Cross Country
Men's Swimming
Women's Swimming
Synchronized Swimming
(U.S. Collegiate)
Men's Tennis
Women's Volleyball

1998-99 2
Synchronized Swimming
(U.S. Collegiate)
Women's Tennis

1999-2000 2
Men's Tennis
Men's Track & Field

2000-01 1
Women's Tennis

2001-02 4
Women's Tennis
Women's Volleyball
Men's Water Polo
Women's Water Polo

2002-03 2
Men's Water Polo
Men's Cross Country

2003-04 3
Men's Cross Country
Women's Cross Country
Women's Tennis

2004-05 3
Women's Volleyball
Synchronized Swimming
(U.S. Collegiate)
Women's Tennis

2005-06 3
Women's Cross Country
Synchronized Swimming
(U.S. Collegiate)
Women's Tennis

2006-07 3
Women's Cross Country
Synchronized Swimming
(U.S. Collegiate)
Men's Golf

2007-08 2
Women's Cross Country
Synchronized Swimming
(U.S. Collegiate)

2008-09 2
Men's Gymnastics
Women's Rowing

2009-10 3
Men's Volleyball
Women's Tennis
Women's Lightweight
Rowing (IRA)

2010-11 3
Men's Gymnastics
Women's Water Polo
Women's Lightweight
Rowing (IRA)

2011-12 3
Women's Soccer
Women's Water Polo
Women's Lightweight
Rowing (IRA)

2012-13 3
Women's Lightweight
Rowing (IRA)
Synchronized Swimming
(U.S. Collegiate)
Women's Tennis

2013-14 1
Women's Water Polo



Cameron Wilson claimed the NCAA men's golf individual championship.

Stanford won back-to-back College World Series titles in 1987 and 1988.





Stanford Traditions

The unique origins of Stanford's mascot and nickname have a history that dates back to the University's founding in 1891. While the Cardinal has always been one of the school's official colors, the nickname has gone through a series of changes, student votes, controversy and confusion.

Since 1981, Stanford has been known as the Cardinal. Stanford was known as the Indians from 1930-72. Stanford does not have an official mascot. The "Tree," which is a member of the Stanford Band, often times is mistaken for the school's mascot.

Nickname

The nickname for Stanford is the Cardinal – in reference to one of the school colors. Stanford's history with its nickname began on March 19, 1891, when Stanford beat Cal in the first Big Game. While Stanford did not have an official nickname at the time, the day after the Big Game local newspapers picked up the "cardinal" theme and used it in the headlines.

Stanford did not have an official nickname until Indians was adopted in 1930. For years prior, the Indian had been a part of the Stanford athletic tradition. Perhaps it grew out of the fact that Cal's mascot was a Bear, or it may have come from the large Indian population of the area, or from the Indian paraphernalia in abundance in the late 1800s. Whatever its origin, it was accepted by sportswriters and gradually gained wide recognition.

Stanford officially adopted the Indian nickname on Nov. 25, 1930, after a unanimous vote by the Executive Committee for the Associated Students. The Indian had long been considered the symbol of Stanford before the official vote, although its origins are only speculation.

The Indian symbol was eventually dropped in 1972 following meetings between Stanford Native American students and President Richard Lyman. The 55 students, supported by the other 358 American Indians enrolled in California colleges, felt the mascot was an insult to their culture and heritage. As a result of these talks and the ensuing publicity, the Stanford Student Senate voted 18-4 to drop the Indian symbol, and Lyman agreed.

There was a move to reinstate the Indian as the school mascot in 1975. The debate was put to a vote along with new suggestions, including the Robber Barons, Sequoias, Trees, Cardinals, Railroaders, Spikes and Huns. None of the suggestions were accepted.

From 1972 until November 17, 1981, Stanford's official nickname was Cardinals, in reference to one of the school's colors, not the bird.

Nine years after the Indian was dropped, Stanford still had not decided on a new mascot. President Donald Kennedy declared in 1981 that all Stanford athletic teams will be represented and symbolized exclusively by the color cardinal.

The Mascot

There is no official mascot of Stanford University. The "Tree," which is a member of the Stanford Band, is representative of El Palo Alto, the Redwood tree which is the logo of the city of Palo Alto. Since Stanford and Palo Alto are almost inextricably intertwined in interests and location, it is a natural outgrowth of this relationship. The tree still exists and stands by the railroad bridge beside San Francisquito Creek – it is the site where early explorers first camped when settling the area.

While various other mascots have been suggested and then allowed to wither, the color has continued to serve us well, as it has for 90 years. It is a rich and vivid metaphor for the very pulse of life.

The Colors

When Stanford first accepted students in 1891, the student body actually voted for gold as the school's color, but another student assembly chose Cardinal as the school color. A few days after the vote, local sportswriters picked up the "Cardinal" theme after Stanford defeated Cal in the first Big Game on March 19, 1891. The headlines read, "Cardinal Triumphs O'er Blue and Gold."

Cardinal remained the school color until the 1940s, when the rules committee and conferences started regulating jersey colors for home and visiting football teams. Stanford's Board of Athletic Control adopted white as the second color.

Today, Stanford's official school colors are cardinal and white.

The Stanford Band

The modern Leland Stanford Junior University Marching Band was formed in 1963 when members of the university's marching band went on strike to protest the firing of the band director. According to lore, the new director, Arthur P. Barnes, immediately won the loyalty of the band by relinquishing any meaningful control over it.

Empowered, the student-led band threw away the traditional marching music and uniforms, eventually settling for a mostly rock and roll repertoire and a simplified uniform consisting of a white fishing hat with red trim, red blazer, black pants and "the ugliest tie you can get your hands on."

The band's repertoire is heavy on classic rock of the 1970s, particularly songs by Tower of Power, Santana and The Who. In the '90s, more modern music was introduced, including songs by Green Day and The Offspring. The de facto fight song is "All Right Now," originally performed by Free.

One of the first collegiate marching bands to record and release their music, the band has produced thirteen albums since 1967. Arrangements focus on the loudest brass instruments—trumpets, mellophones, and trombones—and percussion—one bass drum (called the Axis of Rhythm), snare drums, and single tenor drums. Many traditional band instruments like bells and glockenspiels are altogether absent.

Traditional "marching" is also missing, as the band "scatters" from one formation to the next. A team of Stanford students, generally not band members, writes a script for the halftime show explaining to some degree what the band is doing in any given formation. The announcer reads this script over the public address system.

The Sounds of Stanford

Over the years, Stanford has associated itself with numerous songs that are entwined with many of the longstanding traditions of the University. The original fight song of Stanford is "Come Join the Band," while the official Alma Mater is "Hail, Stanford, Hail!" "All Right Now," originally performed by Free, was adopted by the Stanford Band as its de facto fight song in the early 1970s. All three songs are regularly heard on Stanford Football Saturdays.

Hail, Stanford, Hail!

Where the rolling foothills rise
Up towards mountains higher,
Where at eve the Coast Range lies
In the sunset fire,
Flushing deep and paling,
Here we raise our voices, hailing
Thee, our Alma Mater

From the foothills to the bay
It shall ring,
As we sing,
It shall ring and float away.
Hail, Stanford, Hail!
Hail, Stanford, Hail!

Tender vista ever new
Through the arches meet the eyes
Where the red roofs rim the skies
Flocked with cloudlets sailing,
Here we raise our voices, hailing
Three, our Alma Mater

When the moonlight-bathed arcade
Stands in evening calms,
When the night wind, half afraid,
Whispers in the palms,
Far-off swelling, failing,
Student voices glad are hailing
Thee, our Alma Mater

Come Join the Band

Come, join the band,
And give a cheer for Stanford red;
Throughout the land
Our banner waving overhead;
Stanford, for you;
Each loyal comrade brave and true
With might and main sings this refrain,
"Forever and forever Stanford red."

After the game,
When Stanford red has won the day,
Praising her name
Down on the field we'll force our way
And on the green
Each man who joins the serpentine
With might and main sings this refrain,
"Forever and forever Stanford red."

Pac-12 Conference: The Conference Of Champions



Built on a firm foundation of academic excellence and superior athletic performance, the Conference ushered in a new era on July 1, 2011, officially becoming the Pac-12 Conference with the additions of the University of Colorado and University of Utah.

Just 27 days after the Conference officially changed its name, Commissioner Larry Scott announced the creation of the Pac-12 Networks on July 27, 2011, solidifying a landmark television deal and putting the Conference on the forefront of collegiate athletics.

The Networks, including one national network, six regional networks, and a robust digital network marked the first-ever integrated media company owned by a college conference. In addition, the "TV Everywhere" rights allow fans to access Pac-12 Networks outside the home on any digital device, including smartphones and tablet computers.

In 2011, the Pac-12 also launched its Globalization Initiative to proactively promote the Conference and member institutions through student-athlete exchanges and sport. In its first three years, Pac-12 student-athletes have enjoyed unique cultural and athletic experiences in China, fielding full university and Pac-12 all-star teams in women's volleyball and men's basketball, with plans to play the first-ever men's basketball regular season game in China in November 2015, and the Conference and its member schools have gained significant brand exposure for the future and set a foundation for growth.

On the field, the Pac-12 rises above the rest, upholding its tradition as the "Conference of Champions®," claiming an incredible 131 NCAA team titles since 1999-2000, including 10 in 2013-14. That is an average of nearly nine championships per academic year. Even more impressive has been the breadth of the Pac-12's success, with championships coming in 28 different men's and women's sports. The Pac-12 has led or tied the nation in NCAA Championships in 48 of the last 54 years, the only exceptions being in 1980-81, 1988-89, 1990-91 and 1995-96 when the Conference finished second, and only twice finished third in 1998-99 and 2004-05.

For the ninth-consecutive year, the Pac-12 had the most NCAA titles or tied for the most of any conference in the country, winning at least six every year since 2000-01. No other conference has won double-digit NCAA crowns in a single year, the Pac-12 doing so seven times, including a record 14 in 1996-97.

Spanning nearly a century of outstanding athletics achievements, the Pac-12 was the first conference to reach 400 championships in 2010-11. With the inclusion of Colorado and Utah, the Conference surpassed another major milestone, with league teams capturing 450 titles, outdistancing the next conference by nearly 200. In all, Conference teams have won 469 NCAA Championships (287 men's, 154 women's, 28 combined).

Pac-12 members have won 287 NCAA team championships on the men's side, 83 more than the next closest conference. Men's NCAA crowns have come at a phenomenal rate for the Pac-12 - 16 basketball titles by six schools (more than any other conference), 54 tennis titles, 46 outdoor track & field crowns, and 28 baseball titles. Pac-12 members have won 25 of 45 NCAA titles in volleyball, 40 of 45 in water polo, 28 in skiing, and 24 in swimming & diving national championships.



Larry Scott

For a complete staff directory, please visit pac-12.org.

Pac-12 Conference Staff Directory

Commissioner.....	Larry Scott
Deputy Commissioner, Chief Operating Officer.....	Jamie Zaninovich
General Counsel/Vice President of Business Affairs.....	Woodie Dixon
Chief Marketing Officer.....	Danette Leighton
Chief Financial Officer.....	Ron McQuate
Senior Associate Commissioner/SWA.....	Gloria Nevarez
Associate Commissioner/Governance & Enforcement.....	Ron Barker
Associate Commissioner/Sports Management.....	Chris Dawson
Vice President/Communications.....	Dave Hirsch
Vice President/Public Affairs.....	Kirk Reynolds
Associate Commissioner/Television.....	Duane Lindberg
Associate Commissioner/Compliance.....	Mike Matthews

Individually, the Conference has produced an impressive number of NCAA individual champions. Over 2,000 (2,167) individual crowns have been won by Pac-12 student-athletes over the years with 1,485 by male student-athletes.

On the women's side, the story is much the same. Since the NCAA began conducting women's championships 33 years ago, Pac-12 members have claimed at least four national titles in a single season on 24 occasions, including 14-consecutive years from 2000-2014. Overall, the Pac-12 has captured 154 NCAA women's titles, easily

outdistancing the SEC, which is second with 93. Pac-12 members have dominated a number of sports, winning 23 softball titles, 21 tennis crowns, 14 volleyball titles, 15 of the last 25 trophies in golf, and 13 in swimming & diving.

Pac-12 women student-athletes shine nationally on an individual basis, as well, having captured an unmatched 682 NCAA individual crowns, an average of nearly 21 championships per season.

The Pac-12's excellence is further proven in the annual Learfield Sports Directors' Cup competition, the prestigious award that honors the best overall collegiate athletics programs in the country. Stanford continued its remarkable run and won its unprecedented 20th-consecutive Directors' Cup in 2013-14. Seven Pac-12 member institutions ranked among the top-27 Division I programs, the most of any conference and five were in the top 20: No. 1 Stanford, No. 7 UCLA, No. 8 USC, No. 15 Oregon, No. 20 California, No. 26 Arizona and No. 27 Arizona State. At least five member institutions have been ranked in the top 20 in all but one year of the Director's Cup program, with seven appearing in the top 20 on five different occasions (1998, 2001, 2003, 2005 and 2006).

Pac-12 Conference History

The roots of the Pac-12 Conference date back 99 years to December 2, 1915, when the Pacific Coast Conference (PCC) was founded at a meeting at the Oregon Hotel in Portland, Ore. The original membership consisted of four schools - the University of California at Berkeley, the University of Washington, the University of Oregon, and Oregon State College (now Oregon State University). All still are charter members of the Conference.

Pacific Coast Conference play began in 1916 and, one year later, Washington State College (now Washington State University) was accepted into the league, with Stanford University following in 1918.

In 1922, the PCC expanded to eight teams with the admission of the University of Southern California (USC) and the University of Idaho. In 1924, the University of Montana joined the league roster, and in 1928, the PCC grew to 10 members with the addition of UCLA.

The Pacific Coast Conference competed as a 10-member league until 1950, with the exception of 1943-45 when World War II curtailed intercollegiate athletic competition to a minimum. During that time, the league's first commissioner was named. Edwin N. Atherton was Commissioner in 1940 and was succeeded by Victor O. Schmidt in 1944. In 1950, Montana resigned from the Conference and joined the Mountain States Conference. The PCC continued as a nine-team Conference through 1958.



Highlights and heartbreak.

Beyond belief and behind-the-scenes.

For all the teams you love,

Watch Pac-12 Networks.



NETWORKS

WHERE CHAMPIONS PLAY

GetPac-12Networks.com



2014 Pac-12 Conference Composite Schedule

(as of May 29, 2014 - subject to change)

Thurs., Aug 28

Idaho State at UTAH, 5:30 pm MT (P12N)
Rutgers at WASHINGTON STATE, 7 pm PT (FOX Sports 1) (1)
Weber State at ARIZONA STATE, 7:30 pm PT (P12N)

Fri., Aug 29

Colorado State vs. COLORADO, 6 pm PT (FOX Sports 1) (2)
UNLV at ARIZONA, 7:30 pm PT (ESPN)

Sat., Aug 30

UCLA at Virginia, 12 noon ET (ESPN)
Portland State at OREGON STATE, 1 pm PT (P12N)
UC Davis at STANFORD, 1 pm PT (P12N)
Fresno State at USC, 4:30 pm PT (FOX/FOX Deportes)
WASHINGTON at Hawai'i, 3 pm HT (CBSSN)
South Dakota at OREGON, 7:30 pm PT (P12N)
CALIFORNIA at Northwestern

Thurs., Sept. 4

WASHINGTON STATE at Nevada, 7:30 pm PT (ESPN)

Fri., Sept. 5

ARIZONA at UTSA, 7 pm CT (FOX Sports 1)

Sat., Sept. 6

Sacramento State at CALIFORNIA, 12 noon (P12N)
Fresno State at UTAH, 1 pm MT (P12N)
Eastern Washington at WASHINGTON, 12 noon PT (P12N)
USC at STANFORD, 12:30 pm PT (ABC)
Michigan State at OREGON, 3:30 pm PT (FOX/ FOX Deportes)
ARIZONA STATE at New Mexico, 5 pm MT (CBSSN)
Memphis at UCLA, 7 pm PT (P12N)
OREGON STATE at Hawai'i, 5:30 pm HT (CBSSN)
COLORADO at UMass (3)

Sat., Sept. 13

Wyoming at OREGON, 11 am PT (P12N)
Illinois at WASHINGTON, 1 pm PT (FOX Sports)
Army at STANFORD, 2 pm PT (P12N)
Portland State at WASHINGTON STATE, 5 pm PT (P12N)
USC at Boston College, 8 pm ET (ABC/ESPN/ESPN2)
UCLA vs. Texas, 6 pm CT (FOX/FOX Deportes) (4)
ARIZONA STATE at COLORADO, 8 pm MT (ESPNU)
Nevada at ARIZONA, 8 pm PT (P12N)

Sat., Sept. 20

CALIFORNIA at ARIZONA
Hawai'i at COLORADO
UTAH at Michigan
OREGON at WASHINGTON STATE
San Diego State at OREGON STATE
Georgia State at WASHINGTON

Thurs., Sept. 25

UCLA at ARIZONA STATE, 7 pm PT (FOX Sports 1)

Sat., Sept. 27

OREGON STATE at USC
COLORADO at CALIFORNIA
WASHINGTON STATE at UTAH
STANFORD at WASHINGTON

Thurs., Oct. 2

ARIZONA at OREGON, 7:30 pm PT (ESPN)

Sat., Oct. 4

ARIZONA STATE at USC
UTAH at UCLA
OREGON STATE at COLORADO
CALIFORNIA at WASHINGTON STATE
STANFORD at Notre Dame, 3:30 pm ET (NBC)

Fri., Oct. 10

WASHINGTON STATE at STANFORD, 6 pm PT (ESPN)

Sat., Oct. 11

USC at ARIZONA
OREGON at UCLA
WASHINGTON at CALIFORNIA

Thurs., Oct. 16

UTAH at OREGON STATE, 7 pm PT (FOX Sports 1)

Sat., Oct. 18

STANFORD at ARIZONA STATE
COLORADO at USC
UCLA at CALIFORNIA
WASHINGTON at OREGON

Thurs., Oct. 24

OREGON at CALIFORNIA, 7 pm PT (FOX Sports 1) (5)

Sat., Oct. 25

ARIZONA at WASHINGTON STATE
ARIZONA STATE at WASHINGTON
USC at UTAH
UCLA at COLORADO
OREGON STATE at STANFORD

Sat., Nov. 1

ARIZONA at UCLA
UTAH at ARIZONA STATE
USC at WASHINGTON STATE
WASHINGTON at COLORADO
STANFORD at OREGON
CALIFORNIA at OREGON STATE

Sat., Nov. 8

COLORADO at ARIZONA
Notre Dame at ARIZONA STATE
UCLA at WASHINGTON
OREGON at UTAH
WASHINGTON STATE at OREGON STATE

Thurs., Nov. 13

CALIFORNIA at USC, 6 pm PT (ESPN)

Sat., Nov. 15

WASHINGTON at ARIZONA
ARIZONA STATE at OREGON STATE
UTAH at STANFORD

Sat., Nov. 22

ARIZONA at UTAH
WASHINGTON STATE at ARIZONA STATE
USC at UCLA
COLORADO AT OREGON
OREGON STATE AT WASHINGTON
STANFORD at CALIFORNIA

Fri., Nov. 28

ARIZONA STATE at ARIZONA, 1:30 pm MT (FOX Sports 1)
STANFORD at UCLA, 12:30 pm PT (ABC)

Sat., Nov. 29

Notre Dame at USC
UTAH at COLORADO
OREGON at OREGON STATE
WASHINGTON at WASHINGTON STATE
BYU at CALIFORNIA

Fri., Dec. 5

Pac-12 Football Championship Game, 6 pm PT (FOX) (5)

Non-campus Venues

- (1) CenturyLink Field, Seattle, Wash.
- (2) Sports Authority Field at Mile High, Denver, Colo.
- (3) Gillette Stadium, Foxboro, Mass.
- (4) AT&T Stadium, Arlington, Texas
- (5) Levi's Stadium, Santa Clara, Calif.

Pac-12 Bowl Schedule

College Football Playoff
Rose Bowl Semifinal - Jan. 1, 2015, 2 p.m. (ESPN)
Sugar Bowl Semifinal - Jan. 1, 2015, 5 p.m. (ESPN)
National Championship - Jan. 12, 2015, 5:30 p.m. (ESPN)
Valero Alamo Bowl - Jan. 2, 2015, 3:45 p.m. (ESPN)
National University Holiday Bowl - Dec. 27, 2014, 5 p.m. (ESPN)
San Francisco Bowl - Dec. 30, 2014, 7 p.m. (ESPN)
Hyundai Sun Bowl - Saturday, Dec. 27, 11 a.m. (CBS)
Royal Purple Las Vegas Bowl - Dec. 20, 12:30 p.m. (ABC)
Valley of the Sun Bowl - Friday, Jan. 2, 6:15 p.m. (ESPN)

NOTE: While television selections for the first three weeks of the 2014 season have been made, as well as all Thursday and Friday games throughout the season, all remaining television game selections and start times, starting with week four (Saturday, September 20) and running through the final week of the regular season (Saturday, November 29) will be made 12- or six-days in advance.

WHO MISSES WHO: Each Pac-12 team will play a nine-game conference schedule that includes five games within its own division and four games in the other division. Therefore, each team will miss two Pac-12 opponents. Here are those misses for the 2014 season:

North (misses)

California (ASU, UTAH)
Oregon (ASU, USC)
Oregon State (ARIZ, UCLA)
Stanford (ARIZ, COLO)
Washington (USC, UTAH)
Washington State (COLO, UCLA)

South (misses)

Arizona (OSU, STAN)
Arizona State (CAL, ORE)
Colorado (STAN, WSU)
UCLA (OSU, WSU)
USC (ORE, WASH)
Utah (CAL, WASH)



PAC-12 CONFERENCE BOWL PARTNERS

2014-15

THIS IS WHY WE

RUN LIFT SWEAT DREAM PRACTICE BLEED SACRIFICE PLAY



Hyundai Sun Bowl
December 27, 2014
El Paso, TX
2 p.m. ET/11 a.m. PT on CBS



San Francisco Bowl
December 30, 2014
Santa Clara, CA
10 p.m. ET/7 p.m. PT on ESPN

National University Holiday Bowl
December 27, 2014
San Diego, CA
8 p.m. ET/5 p.m. PT on ESPN



COLLEGE FOOTBALL
PLAYOFF

College Football Championship Game

January 12, 2015
AT&T Stadium
Arlington, TX
8:30 p.m. ET/5:30 p.m. PT on ESPN



Royal Purple Las Vegas Bowl
December 20, 2014
Las Vegas, NV
3:30 p.m. ET/12:30 p.m. PT on ABC

Valero Alamo Bowl
January 2, 2015
San Antonio, TX
6:45 p.m. ET/3:45 p.m. PT on ESPN



Valley of the Sun Bowl
January 2, 2015
Tempe, AZ
10:15 p.m. ET/7:15 p.m. PT on ESPN

College Football Playoff Semifinal Allstate Sugar Bowl
January 1, 2015
New Orleans, LA
8:30 p.m. ET/5:30 p.m. PT on ESPN



College Football Playoff Semifinal Rose Bowl Game
January 1, 2015
Pasadena, CA
5 p.m. ET/2 p.m. PT on ESPN

Levi's[®]
STADIUM

PAC-12 FOOTBALL CHAMPIONSHIP GAME



**2014 FOOTBALL
CHAMPIONSHIP**



**FRIDAY, DECEMBER 5, 2014
6 P.M. PT/9 P.M. ET
FOX**

**PAC-12 NORTH
VS. PAC-12 SOUTH**

LEVI'S[®] STADIUM, SANTA CLARA, CA



Stanford University





DAVID PARRY
5th Year Senior
Defensive Tackle



ALEX CARTER
Junior
Cornerback



JOSHUA GARNETT
Junior
Offensive Guard

2014 SCHEDULE

- AUG. 30 **UC DAVIS** [Pac-12 Network]
- SEPT. 6 **USC** * [ABC]
- SEPT. 13 **ARMY** [Pac-12 Network]
- SEPT. 27 at **WASHINGTON** *
- OCT. 4 at **NOTRE DAME** [NBC]
- OCT. 10 **WASHINGTON STATE** * [ESPN]
- OCT. 18 at **ARIZONA STATE** *
- OCT. 25 **OREGON STATE** *^
- NOV. 1 at **OREGON** *
- NOV. 15 **UTAH** *
- NOV. 22 at **CALIFORNIA** *
- NOV. 28 at **UCLA** * [ABC]
- DEC. 5 **PAC-12 CHAMPIONSHIP GAME** [FOX]

* Pac-12 Conference Game | ^ Reunion Homecoming