

NCAA Gymnastics Score Sheet

Teams: Home Penn State Univ.

Visitor Stanford Univ.

Date Apr 9, 2015

Place Lloyd Noble Center

Attendance

1084

		Name	D	1	2	3	4	nd	AVE	Name	D	1	2	3	4	nd	AVE
FLOOR	1	Christian McSwain 1213	6.00	9.20	9.20	9.30	9.30		15.250	1 Jonathan Deaton 1407	5.90	9.30	9.20	9.20	9.20		15.100
	2	Dominic DiFulvio 1206	6.20	8.20	8.30	8.40	8.50	-0.3	14.250	2 Robert Neff 1414	5.90	9.00	8.90	9.10	9.20		14.950
	3	Thad Lawson 1212	6.10	8.60	8.30	8.70	8.60		14.700	3 Sean Senters 1417	6.00	9.00	9.20	9.00	8.90		15.000
	4	Matthew Felleman 1208	6.00	9.30	9.20	9.30	9.20		15.250	4 Akash Modi 1413	6.50	9.00	8.70	8.90	9.00		15.450
	5	Trevor Howard 1211	6.70	9.10	9.20	9.10	8.90		15.800	5 Michael Levy 1410	6.10	8.50	8.70	8.90	8.90		14.900

Floor Score: 75.250 Running Score: 75.250 Floor Score: 75.400 Running Score: 75.400

POMMEL	1	Leroy Clarke, Jr. 1203	5.70	8.20	8.50	8.60	8.30		14.100	1 Drew Willoughby 1419	5.40	8.70	8.70	8.70	8.60		14.100
	2	Néstor Rodríguez 1215	6.00	8.20	8.30	8.10	8.50		14.250	2 Sean Senters 1417	5.80	8.20	8.10	8.60	8.40		14.100
	3	Alexis Torres 1219	5.40	7.30	7.70	7.30	7.20		12.700	3 Ryan Sheppard 1418	5.00	7.90	8.00	7.90	7.70		12.900
	4	Colin Coates 1204	5.60	7.20	7.40	8.00	7.70		13.150	4 Akash Modi 1413	6.10	7.50	7.50	7.50	7.70		13.600
	5	Craig Hernandez 1210	6.20	8.60	8.60	8.20	8.40		14.700	5 Brian Knott 1409	6.20	8.60	8.30	8.20	8.30		14.500

Pommel Score: 68.900 Running Score: 144.150 Pommel Score: 69.200 Running Score: 144.600

RINGS	1	Greg Tamargo 1218	5.60	8.90	8.80	9.00	9.00		14.550	1 Taylor Seaton 1416	4.90	8.10	8.20	8.30	8.30		13.150
	2	Leroy Clarke, Jr. 1203	5.90	9.10	8.90	9.10	8.90		14.900	2 Brandon Beckhardt 1404	5.80	8.90	8.90	9.10	8.90		14.700
	3	Tristan Duverglas 1207	6.40	9.00	8.90	9.00	9.10		15.400	3 Jordan DeClerk 1406	5.40	8.90	9.00	8.80	9.00		14.350
	4	Alexis Torres 1219	6.60	9.00	8.90	9.10	8.80		15.550	4 Michael Levy 1410	5.70	8.80	8.90	9.10	8.80		14.550
	5	Trevor Howard 1211	6.60	9.40	9.30	9.40	9.50		16.000	5 Dennis Zaremski 1420	6.30	8.90	9.00	9.10	9.20		15.350

Rings Score: 76.400 Running Score: 220.550 Rings Score: 72.100 Running Score: 216.700

VAULT	1	Matthew Felleman 1208	5.20	9.30	9.20	9.30	9.30		14.500	1 Robert Neff 1414	5.20	9.20	9.30	9.40	9.40		14.550
	2	Thad Lawson 1212	5.20	9.30	9.20	9.40	9.30	-0.3	14.200	2 Ryan Sheppard 1418	5.30	9.50	9.50	9.60	9.60		14.850
	3	Tristan Duverglas 1207	5.60	8.90	9.00	9.20	9.10		14.650	3 Akash Modi 1413	5.60	9.10	9.30	9.30	9.50	-0.3	14.600
	4	Alexis Torres 1219	5.60	8.20	8.20	8.30	8.30		13.850	4 Taylor Seaton 1416	5.60	9.20	9.00	9.20	9.30		14.800
	5	Trevor Howard 1211	5.60	9.30	9.30	9.20	9.30		14.900	5 Sean Senters 1417	5.60	9.70	9.80	9.70	9.60		15.300

Vault Score: 72.100 Running Score: 292.650 Vault Score: 74.100 Running Score: 290.800

PARALLEL BARS	1	Matthew Felleman 1208	5.50	8.20	8.40	8.30	8.90		13.850	1 Jordan DeClerk 1406	5.50	8.80	9.10	9.10	8.80		14.450
	2	Dominic DiFulvio 1206	5.50	9.00	9.00	8.90	8.80		14.450	2 Robert Neff 1414	5.50	9.30	8.90	9.00	9.10		14.550
	3	Leroy Clarke, Jr. 1203	5.80	9.00	9.00	8.80	9.20		14.800	3 Akash Modi 1413	6.60	9.00	9.20	9.00	9.40		15.700
	4	Alexis Torres 1219	6.20	7.70	7.50	7.30	7.60		13.750	4 Brian Knott 1409	6.00	9.40	9.00	8.90	9.30		15.150
	5	Trevor Howard 1211	6.10	8.20	8.60	8.90	9.30		14.850	5 Dennis Zaremski 1420	6.00	8.20	8.40	8.40	8.40		14.400

P. Bar Score: 71.700 Running Score: 364.350 P. Bar Score: 74.250 Running Score: 365.050

HORIZONTAL BARS	1	Thad Lawson 1212	4.70	9.10	9.20	9.20	9.30		13.900	1 Sean Senters 1417	5.20	7.80	7.80	7.60	7.20		12.900
	2	Quest Hayden 1209	5.30	8.70	8.70	9.00	9.00		14.150	2 Ryan Sheppard 1418	5.60	8.80	8.70	8.90	8.70		14.350
	3	Leroy Clarke, Jr. 1203	5.40	7.40	7.50	7.80	7.90		13.050	3 Robert Neff 1414	5.70	7.90	7.80	7.60	8.20		13.550
	4	Matthew Felleman 1208	5.50	8.40	8.30	8.60	8.40		13.900	4 Akash Modi 1413	6.10	9.00	8.90	8.80	9.00		15.050
	5	Trevor Howard 1211	5.70	8.10	7.70	8.00	7.40		13.550	5 Brian Knott 1409	5.80	9.10	9.10	9.20	9.40		14.950

H. Bar Score: 68.550 Running Score: 432.900 H. Bar Score: 70.800 Running Score: 435.850

Final Team Score: 432.900

Final Team Score: 435.850

All-Arounders

All-Arounders

	Modi
FX	15.450
PH	13.600
SR	0.000
VT	14.600
PB	15.700
HB	15.050
AA	74.400

Judge's Signatures * FX Dan Keating, Dave Hirst * PH Clay Strother, Sean Monaco * SR Chris Adams, Grant Osbor * VT Nate Dotson, Dave Eppert * PB Scott Schaffer, Juha Tanska * HB Zach Gagnon, Bob Busse

* Head Judge FX Sho Nakamori, Andy Brown PH Num Kutz, Greg Didech SR Bruce Temple, Tom Dunn VT Rick Tucker, Kevin Muenz PB Rich Cromwell, Bob Whitne HB Toby Karnehm, Dan Wood

Coach's Signature _____ Coach's Signature _____

NCAA Gymnastics Score Sheet

Teams: Home U.C. Berkeley - California Visitor U.S. Air Force Academy

Date Apr 9, 2015 Place Lloyd Noble Center Attendance 1084

		U.C. Berkeley - California								U.S. Air Force Academy							
Name		D	1	2	3	4	nd	AVE	Name		D	1	2	3	4	nd	AVE
FLOOR	1 Nicholas Del Junco 302	5.60	9.10	9.00	9.20	9.10		14.700	1 Greg Chaput 107	5.20	9.10	9.10	9.00	9.00		14.250	
	2 Kevin Tran 313	5.50	8.00	8.00	8.10	8.20		13.550	2 Gared Chapman 106	5.40	7.80	8.00	7.60	7.80		13.200	
	3 Kyle Zemeir 316	6.00	9.20	9.20	9.10	9.00		15.150	3 Denis Aurelius 101	5.80	8.60	8.60	8.50	8.80		14.400	
	4 Ryan Patterson 308	6.00	9.30	9.30	9.30	9.30		15.300	4 Josh Ramos 116	5.30	8.30	8.50	8.10	8.10		13.500	
	5 Kevin Wolting 314	5.90	9.40	9.50	9.40	9.40		15.300	5 Tim Wang 120	5.60	8.90	8.90	9.10	9.10		14.600	

Floor Score: **74.000** Running Score: **74.000** Floor Score: **69.950** Running Score: **69.950**

POMMEL	1 Kyle Zemeir 316	5.00	8.20	8.40	8.60	8.50		13.450	1 Greg Chaput 107	5.30	7.20	7.70	7.30	7.50		12.700
	2 Adam Young 315	4.70	8.50	8.90	8.20	8.40		13.150	2 Chase Cannon 105	5.20	8.60	8.80	8.70	8.90		13.950
	3 Kevin Tran 313	5.40	8.40	8.60	8.30	8.30		13.750	3 Fletcher Braunton 103	4.50	7.70	8.20	8.40	8.00		12.600
	4 Kevin Wolting 314	5.70	8.80	8.60	8.70	8.90		14.450	4 Arinn Wade 119	6.20	9.20	9.00	9.10	8.90		15.250
	5 Takahiro Kawada 306	5.70	8.90	8.90	9.00	9.10		14.650	5 Tim Wang 120	5.90	8.70	9.10	8.90	9.10		14.900

Pommel Score: **69.450** Running Score: **143.450** Pommel Score: **69.400** Running Score: **139.350**

RINGS	1 Michael Diiberto 303	5.00	8.60	8.60	8.40	8.60		13.600	1 Aaron Nubine 113	4.90	8.10	8.30	8.00	8.30		13.100
	2 Yordan Aleksandrov 301	5.20	8.80	8.80	8.90	9.00		14.050	2 Arinn Wade 119	4.90	9.10	9.20	9.10	9.10		14.000
	3 Ryan Patterson 308	5.10	8.90	9.00	9.10	8.80		14.050	3 Fletcher Braunton 103	5.10	8.30	8.50	8.30	8.40		13.450
	4 Kevin Wolting 314	5.10	9.10	9.10	9.20	9.20		14.250	4 Gared Chapman 106	5.30	8.60	8.50	8.40	8.60		13.850
	5 Kyle Zemeir 316	5.50	9.20	9.10	9.20	9.30		14.700	5 Denis Aurelius 101	6.20	9.20	9.00	9.10	9.10		15.300

Rings Score: **70.650** Running Score: **214.100** Rings Score: **69.700** Running Score: **209.050**

VAULT	1 Kevin Ko 307	5.20	9.30	9.10	9.30	9.30		14.500	1 Chase Cannon 105	4.80	9.00	9.20	9.30	9.30	-0.1	13.950
	2 Kevin Tran 313	5.20	9.20	9.30	9.40	9.10		14.450	2 Denis Aurelius 101	5.20	9.20	9.10	9.30	9.20		14.400
	3 Ryan Patterson 308	5.20	9.50	9.50	9.50	9.50		14.700	3 Josh Pyne 115	5.20	9.00	8.60	8.90	8.80	-0.1	13.950
	4 Kyle Zemeir 316	5.20	9.20	9.20	9.40	9.30		14.450	4 Tim Wang 120	5.20	9.50	9.00	9.30	9.20		14.450
	5 Kevin Wolting 314	5.60	9.40	9.50	9.50	9.50		15.100	5 Gared Chapman 106	5.60	7.80	8.10	8.00	8.10	-0.1	13.550

Vault Score: **73.200** Running Score: **287.300** Vault Score: **70.300** Running Score: **279.350**

P.BAR	1 Kevin Ko 307	5.50	8.90	8.90	8.80	8.90		14.400	1 Arinn Wade 119	5.20	8.60	8.50	8.60	8.50		13.750
	2 Ryan Patterson 308	5.40	9.10	8.90	9.20	9.30		14.550	2 Jonathon Fornoff 109	5.70	8.50	8.20	8.40	8.40		14.100
	3 Kyle Zemeir 316	5.90	9.20	9.00	9.00	9.20		15.000	3 Greg Chaput 107	5.60	8.90	8.60	8.70	9.30		14.400
	4 Yordan Aleksandrov 301	5.30	8.60	8.40	8.80	9.10		14.000	4 Nick Gaudlip 110	4.90	8.50	8.50	8.30	8.10		13.300
	5 Kevin Wolting 314	5.20	8.70	8.80	9.10	9.10		14.150	5 Josh Ramos 116	5.70	7.70	7.10	7.30	7.90		13.200

P. Bar Score: **72.100** Running Score: **359.400** P. Bar Score: **68.750** Running Score: **348.100**

H.BAR	1 Gaqik Gharibyan 305	5.60	9.10	9.10	9.30	9.40		14.800	1 Arinn Wade 119	4.60	9.00	8.80	8.90	9.30		13.550
	2 Kyle Zemeir 316	5.80	8.90	8.70	8.60	9.00		14.600	2 Aaron Nubine 113	5.50	8.70	8.80	8.50	8.80		14.250
	3 Ryan Patterson 308	5.80	9.20	9.30	9.50	9.40		15.150	3 Josh Ramos 116	5.40	7.00	7.30	7.10	6.70		12.450
	4 Yordan Aleksandrov 301	5.70	8.80	8.70	8.60	8.90		14.450	4 Nick Gaudlip 110	5.20	8.80	9.00	9.00	9.10		14.200
	5 Kevin Wolting 314	6.00	9.10	9.20	9.40	9.40		15.300	5 Chase Cannon 105	5.70	8.50	8.60	8.40	8.20		14.150

H. Bar Score: **74.300** Running Score: **433.700** H. Bar Score: **68.600** Running Score: **416.700**

Final Team Score: 433.700

Final Team Score: 416.700

All-Arounders

All-Arounders

	Patterson	Wolting	Zemeir													
FX	15.300	15.300	15.150													
PH	13.550	14.450	13.450													
SR	14.050	14.250	14.700													
VT	14.700	15.100	14.450													
PB	14.550	14.150	15.000													
HB	15.150	15.300	14.600													
AA	87.300	88.550	87.350													

Judge's Signatures * FX Dan Keating, Dave Hirst * PH Clay Strother, Sean Monaco * SR Chris Adams, Grant Osbor * VT Nate Dotson, Dave Eppert * PB Scott Schaffer, Juha Tanska * HB Zach Gagnon, Bob Busse







* Head Judge FX Sho Nakamori, Andy Brown PH Num Kutz, Greg Didech SR Bruce Temple, Tom Dunn VT Rick Tucker, Kevin Muenz PB Rich Cromwell, Bob Whitne HB Toby Karnehm, Dan Wood

Coach's Signature _____ Coach's Signature _____

2015 NCAA Championships - Qualifier

Team Results

Apr 9, 2015

Rank	Gym	Team	Score						
1	Stanford	X	435.850	75.400 1	69.200 5	72.100 3	74.100 1	74.250 1	70.800 4
2	California	X	433.700	74.000 4	69.450 3	70.650 4	73.200 2	72.100 2	74.300 1
3	Penn State	X	432.900	75.250 2	68.900 6	76.400 1	72.100 4	71.700 3	68.550 6
4	Minnesota	X	432.700	74.300 3	71.650 1	73.150 2	72.050 5	69.700 5	71.850 2
5	Nebraska	X	424.600	72.450 5	70.000 2	69.200 6	72.250 3	69.850 4	70.850 3
6	Air Force	X	416.700	69.950 6	69.400 4	69.700 5	70.300 6	68.750 6	68.600 5







2015 NCAA Championships - Qualifier

Event Results - AA

Apr 9, 2015

Page: 1
Printed: 4/9/2015 3:46 PM

Men / SR
Session: 1

Rank	Num	Name	Gym							AA
1	314	Kevin Wolting	California	15.300	14.450	14.250	15.100	14.150	15.300	88.550
2	316	Kyle Zemeir	California	15.150	13.450	14.700	14.450	15.000	14.600	87.350
3	308	Ryan Patterson	California	15.300	13.550	14.050	14.700	14.550	15.150	87.300
4	806	Jonathan Tang	Navy	14.350	13.400	13.800	14.050	14.000	13.250	82.850
5T	710	Ellis Mannon	Minnesota	13.950	15.050	12.400	14.050	13.150	14.000	82.600
5T	906	Travis Gollott	Nebraska	14.600	13.600	12.850	14.400	13.600	13.550	82.600
7	1306	Jon Zirna	Springfield	12.100	14.300	13.450	14.000	14.050	12.600	80.500
8	1413	Akash Modi	Stanford	15.450	13.600	0.000	14.600	15.700	15.050	74.400

2015 NCAA Championships - Qualifier

Page: 1
Printed: 4/9/2015 3:46 PM

Event Results - Floor

Men / SR
Session: 1

Apr 9, 2015



Rank	Num	Name	Gym	Diff	E1	E2	E3	E4	Exec	ND	Score
1	1211	Trevor Howard	Penn State	6.700	9.100	9.200	9.100	8.900	9.100	...	15.800
2	1413	Akash Modi	Stanford	6.500	9.000	8.700	8.900	9.000	8.950	...	15.450
3T	314	Kevin Wolting	California	5.900	9.400	9.500	9.400	9.400	9.400	...	15.300
3T	308	Ryan Patterson	California	6.000	9.300	9.300	9.300	9.300	9.300	...	15.300
3T	918	Christopher Stephe	Nebraska	6.100	9.200	9.300	9.100	9.200	9.200	...	15.300
6*	1213	Christian McSwain	Penn State	6.000	9.200	9.200	9.300	9.300	9.250	...	15.250
6*	1208	Matthew Felleman	Penn State	6.000	9.300	9.200	9.300	9.200	9.250	...	15.250
8	709	Zach Liebler	Minnesota	6.000	9.200	9.100	9.200	9.200	9.200	...	15.200
9	316	Kyle Zemeir	California	6.000	9.200	9.200	9.100	9.000	9.150	...	15.150
10	1407	Jonathan Deaton	Stanford	5.900	9.300	9.200	9.200	9.200	9.200	...	15.100
11	1417	Sean Senters	Stanford	6.000	9.000	9.200	9.000	8.900	9.000	...	15.000
12	1414	Robert Neff	Stanford	5.900	9.000	8.900	9.100	9.200	9.050	...	14.950
13T	706	Joel Gagnon	Minnesota	6.000	8.900	8.900	8.900	8.900	8.900	...	14.900
13T	1410	Michael Levy	Stanford	6.100	8.500	8.700	8.900	8.900	8.800	...	14.900
15*	803	Mitchell Larios	Navy	5.900	8.900	8.800	9.000	9.000	8.950	...	14.850
15*	718	Alex Wittenberg	Minnesota	5.900	8.900	8.700	9.100	9.000	8.950	...	14.850
17T	302	Nicholas Del Junco	California	5.600	9.100	9.000	9.200	9.100	9.100	...	14.700
17T	1212	Thad Lawson	Penn State	6.100	8.600	8.300	8.700	8.600	8.600	...	14.700
17T	702	Sean Bauer	Minnesota	6.200	8.500	8.500	8.500	8.600	8.500	...	14.700
20T	907	Andrew House	Nebraska	5.700	9.000	8.900	9.100	8.900	8.950	...	14.650
20T	708	Jack Kramer	Minnesota	5.900	8.800	8.700	8.700	9.000	8.750	...	14.650
22T	906	Travis Gollott	Nebraska	5.800	9.100	9.200	9.000	9.100	9.100	-0.3	14.600
22T	120	Tim Wang	Air Force	5.600	8.900	8.900	9.100	9.100	9.000	...	14.600
24	909	Kyle King	Nebraska	5.900	8.600	8.700	8.400	8.500	8.550	...	14.450
25	101	Denis Aurelius	Air Force	5.800	8.600	8.600	8.500	8.800	8.600	...	14.400
26	806	Jonathan Tang	Navy	5.900	8.500	8.700	8.400	8.400	8.450	...	14.350
27T	107	Greg Chaput	Air Force	5.200	9.100	9.100	9.000	9.000	9.050	...	14.250
27T	1206	Dominic DiFulvio	Penn State	6.200	8.200	8.300	8.400	8.500	8.350	-0.3	14.250
29	710	Ellis Mannon	Minnesota	5.200	8.800	8.900	8.500	8.700	8.750	...	13.950
30	801	Noah Beeman	Navy	5.000	8.900	8.900	8.900	8.900	8.900	...	13.900
31	1303	Tucker McClure	Springfield	5.300	8.500	8.300	8.400	8.600	8.450	...	13.750
32	313	Kevin Tran	California	5.500	8.000	8.000	8.100	8.200	8.050	...	13.550
33	116	Josh Ramos	Air Force	5.300	8.300	8.500	8.100	8.100	8.200	...	13.500
34	919	Coleman Tokar	Nebraska	5.900	7.400	7.500	7.600	7.600	7.550	...	13.450
35	106	Gared Chapman	Air Force	5.400	7.800	8.000	7.600	7.800	7.800	...	13.200
36	1306	Jon Zirna	Springfield	4.900	7.200	7.500	7.000	7.200	7.200	...	12.100

2015 NCAA Championships - Qualifier

Event Results - Pommel

Apr 9, 2015



Rank	Num	Name	Gym	Diff	E1	E2	E3	E4	Exec	ND	Score
1	119	Arinn Wade	Air Force	6.200	9.200	9.000	9.100	8.900	9.050	__.	15.250
2	913	Ethan Lottman	Nebraska	6.100	9.000	8.900	9.000	9.000	9.000	__.	15.100
3	710	Ellis Mannon	Minnesota	6.400	8.600	8.700	8.600	9.200	8.650	__.	15.050
4	120	Tim Wang	Air Force	5.900	8.700	9.100	8.900	9.100	9.000	__.	14.900
5	712	Paul Montague	Minnesota	6.100	8.500	8.800	9.100	8.600	8.700	__.	14.800
6	1210	Craig Hernandez	Penn State	6.200	8.600	8.600	8.200	8.400	8.500	__.	14.700
7	306	Takahiro Kawada	California	5.700	8.900	8.900	9.000	9.100	8.950	__.	14.650
8	907	Andrew House	Nebraska	5.800	8.800	8.800	8.800	8.900	8.800	__.	14.600
9	1409	Brian Knott	Stanford	6.200	8.600	8.300	8.200	8.300	8.300	__.	14.500
10	314	Kevin Wolting	California	5.700	8.800	8.600	8.700	8.900	8.750	__.	14.450
11	1306	Jon Zirna	Springfield	5.700	8.700	9.000	8.100	8.500	8.600	__.	14.300
12	1215	Néstor Rodríguez	Penn State	6.000	8.200	8.300	8.100	8.500	8.250	__.	14.250
13T	705	Tristan Duran	Minnesota	5.200	9.000	8.700	9.100	8.800	8.900	__.	14.100
13T	1419	Drew Willoughby	Stanford	5.400	8.700	8.700	8.700	8.600	8.700	__.	14.100
13T	1203	Leroy Clarke, Jr.	Penn State	5.700	8.200	8.500	8.600	8.300	8.400	__.	14.100
13T	1417	Sean Senters	Stanford	5.800	8.200	8.100	8.600	8.400	8.300	__.	14.100
17	105	Chase Cannon	Air Force	5.200	8.600	8.800	8.700	8.900	8.750	__.	13.950
18T	704	Danny DiBenedetto	Minnesota	5.400	8.500	8.500	8.200	8.700	8.500	__.	13.900
18T	804	Eric Morrison	Navy	5.700	7.700	8.100	8.300	8.500	8.200	__.	13.900
20	708	Jack Kramer	Minnesota	4.600	9.200	9.200	9.200	8.700	9.200	__.	13.800
21	313	Kevin Tran	California	5.400	8.400	8.600	8.300	8.300	8.350	__.	13.750
22T	908	Ryan Irick	Nebraska	5.100	8.700	8.400	8.600	8.200	8.500	__.	13.600
22T	906	Travis Gollott	Nebraska	5.300	8.100	8.500	8.300	8.300	8.300	__.	13.600
22T	1413	Akash Modi	Stanford	6.100	7.500	7.500	7.500	7.700	7.500	__.	13.600
25	308	Ryan Patterson	California	4.900	8.800	8.500	8.800	8.300	8.650	__.	13.550
26	316	Kyle Zemeir	California	5.000	8.200	8.400	8.600	8.500	8.450	__.	13.450
27	806	Jonathan Tang	Navy	5.900	7.200	7.600	7.500	7.500	7.500	__.	13.400
28T	315	Adam Young	California	4.700	8.500	8.900	8.200	8.400	8.450	__.	13.150
28T	1204	Colin Coates	Penn State	5.600	7.200	7.400	8.000	7.700	7.550	__.	13.150
28T	1304	Pat Ryther	Springfield	5.900	7.100	7.600	7.300	7.200	7.250	__.	13.150
31	909	Kyle King	Nebraska	5.300	7.900	8.000	7.400	7.700	7.800	__.	13.100
32	1418	Ryan Sheppard	Stanford	5.000	7.900	8.000	7.900	7.700	7.900	__.	12.900
33T	107	Greg Chaput	Air Force	5.300	7.200	7.700	7.300	7.500	7.400	__.	12.700
33T	1219	Alexis Torres	Penn State	5.400	7.300	7.700	7.300	7.200	7.300	__.	12.700
35	103	Fletcher Braunton	Air Force	4.500	7.700	8.200	8.400	8.000	8.100	__.	12.600

2015 NCAA Championships - Qualifier

Event Results - Rings

Apr 9, 2015



Rank	Num	Name	Gym	Diff	E1	E2	E3	E4	Exec	ND	Score
1	1211	Trevor Howard	Penn State	6.600	9.400	9.300	9.400	9.500	9.400	__.	16.000
2	1219	Alexis Torres	Penn State	6.600	9.000	8.900	9.100	8.800	8.950	__.	15.550
3	1207	Tristan Duverglas	Penn State	6.400	9.000	8.900	9.000	9.100	9.000	__.	15.400
4	1420	Dennis Zaremski	Stanford	6.300	8.900	9.000	9.100	9.200	9.050	__.	15.350
5	101	Denis Aurelius	Air Force	6.200	9.200	9.000	9.100	9.100	9.100	__.	15.300
6	711	Jack Metcalf	Minnesota	6.200	9.100	9.000	9.000	9.200	9.050	__.	15.250
7	707	Steve Jaciuk	Minnesota	5.800	9.200	9.200	9.300	9.400	9.250	__.	15.050
8	1203	Leroy Clarke, Jr.	Penn State	5.900	9.100	8.900	9.100	8.900	9.000	__.	14.900
9T	316	Kyle Zemeir	California	5.500	9.200	9.100	9.200	9.300	9.200	__.	14.700
9T	1404	Brandon Beckhardt	Stanford	5.800	8.900	8.900	9.100	8.900	8.900	__.	14.700
11T	1218	Greg Tamargo	Penn State	5.600	8.900	8.800	9.000	9.000	8.950	__.	14.550
11T	1410	Michael Levy	Stanford	5.700	8.800	8.900	9.100	8.800	8.850	__.	14.550
13	712	Paul Montague	Minnesota	5.500	8.900	9.000	9.000	9.100	9.000	__.	14.500
14	805	Josh Steves	Navy	5.900	8.500	8.500	8.600	8.500	8.500	__.	14.400
15	1406	Jordan DeClerk	Stanford	5.400	8.900	9.000	8.800	9.000	8.950	__.	14.350
16T	314	Kevin Wolting	California	5.100	9.100	9.100	9.200	9.200	9.150	__.	14.250
16T	908	Ryan Irick	Nebraska	5.600	8.600	8.500	8.900	8.700	8.650	__.	14.250
18T	911	Robbie Kocks	Nebraska	5.200	9.000	8.800	9.000	9.100	9.000	__.	14.200
18T	716	Mitchell Soukup	Minnesota	5.400	8.800	8.800	8.800	8.800	8.800	__.	14.200
20	702	Sean Bauer	Minnesota	5.400	8.800	8.700	8.800	8.700	8.750	__.	14.150
21T	904	Austin Epperson	Nebraska	5.400	8.500	8.800	8.600	8.800	8.700	__.	14.100
21T	802	Thomas Goodell	Navy	5.700	8.400	8.500	8.300	8.400	8.400	__.	14.100
23T	308	Ryan Patterson	California	5.100	8.900	9.000	9.100	8.800	8.950	__.	14.050
23T	301	Yordan Aleksandro	California	5.200	8.800	8.800	8.900	9.000	8.850	__.	14.050
25T	119	Arinn Wade	Air Force	4.900	9.100	9.200	9.100	9.100	9.100	__.	14.000
25T	914	Alex Magsam	Nebraska	5.700	8.500	8.300	8.300	8.200	8.300	__.	14.000
27	106	Gared Chapman	Air Force	5.300	8.600	8.500	8.400	8.600	8.550	__.	13.850
28	806	Jonathan Tang	Navy	5.400	8.400	8.400	8.200	8.400	8.400	__.	13.800
29T	303	Michael Diliberto	California	5.000	8.600	8.600	8.400	8.600	8.600	__.	13.600
29T	1301	Joshua Dieker	Springfield	5.200	8.400	8.400	8.500	8.300	8.400	__.	13.600
31T	1306	Jon Zirna	Springfield	4.800	8.600	8.700	8.600	8.800	8.650	__.	13.450
31T	103	Fletcher Braunton	Air Force	5.100	8.300	8.500	8.300	8.400	8.350	__.	13.450
33	1416	Taylor Seaton	Stanford	4.900	8.100	8.200	8.300	8.300	8.250	__.	13.150
34	113	Aaron Nubine	Air Force	4.900	8.100	8.300	8.000	8.300	8.200	__.	13.100
35	807	Eric Viscardi	Navy	5.800	7.300	7.100	7.400	7.200	7.250	__.	13.050
36	906	Travis Gollott	Nebraska	4.800	8.100	8.000	8.100	7.800	8.050	__.	12.850
37	912	Daniel Leal	Nebraska	5.000	7.500	7.400	7.800	7.800	7.650	__.	12.650
38	710	Ellis Mannon	Minnesota	4.200	8.200	8.200	8.300	8.100	8.200	__.	12.400
39	1413	Akash Modi	Stanford	0.000	10.000	10.000	10.000	10.000	0.000	__.	0.000

2015 NCAA Championships - Qualifier

Page: 1
Printed: 4/9/2015 3:46 PM

Event Results - Vault

Men / SR
Session: 1

Apr 9, 2015



Rank	Num	Name	Gym	Diff	E1	E2	E3	E4	Exec	ND	Score
1	1417	Sean Senters	Stanford	5.600	9.700	9.800	9.700	9.600	9.700	__.	15.300
2	803	Mitchell Larios	Navy	5.700	9.300	9.500	9.500	9.500	9.500	__.	15.200
3T	314	Kevin Wolting	California	5.600	9.400	9.500	9.500	9.500	9.500	__.	15.100
3T	713	Yaroslav Pochinka	Minnesota	5.700	9.300	9.500	9.300	9.600	9.400	__.	15.100
5	1211	Trevor Howard	Penn State	5.600	9.300	9.300	9.200	9.300	9.300	__.	14.900
6	1418	Ryan Sheppard	Stanford	5.300	9.500	9.500	9.600	9.600	9.550	__.	14.850
7	1416	Taylor Seaton	Stanford	5.600	9.200	9.000	9.200	9.300	9.200	__.	14.800
8	308	Ryan Patterson	California	5.200	9.500	9.500	9.500	9.500	9.500	__.	14.700
9*	1207	Tristan Duverglas	Penn State	5.600	8.900	9.000	9.200	9.100	9.050	__.	14.650
9*	909	Kyle King	Nebraska	5.600	9.000	9.000	9.100	9.300	9.050	__.	14.650
11T	912	Daniel Leal	Nebraska	5.200	9.400	9.700	9.300	9.400	9.400	__.	14.600
11T	1413	Akash Modi	Stanford	5.600	9.100	9.300	9.300	9.500	9.300	-0.3	14.600
13	1414	Robert Neff	Stanford	5.200	9.200	9.300	9.400	9.400	9.350	__.	14.550
14*	1208	Matthew Felleman	Penn State	5.200	9.300	9.200	9.300	9.300	9.300	__.	14.500
14*	307	Kevin Ko	California	5.200	9.300	9.100	9.300	9.300	9.300	__.	14.500
16*	316	Kyle Zemeir	California	5.200	9.200	9.200	9.400	9.300	9.250	__.	14.450
16*	313	Kevin Tran	California	5.200	9.200	9.300	9.400	9.100	9.250	__.	14.450
16*	120	Tim Wang	Air Force	5.200	9.500	9.000	9.300	9.200	9.250	__.	14.450
19*	702	Sean Bauer	Minnesota	5.200	9.200	9.400	9.200	9.200	9.200	__.	14.400
19*	101	Denis Aurelius	Air Force	5.200	9.200	9.100	9.300	9.200	9.200	__.	14.400
19T	906	Travis Gollott	Nebraska	5.600	8.600	8.800	8.800	8.800	8.800	__.	14.400
22T	903	Sam Chamberlain	Nebraska	5.200	9.000	9.600	9.200	9.200	9.200	-0.1	14.300
22*	910	Louis Klein	Nebraska	5.200	9.000	9.000	9.200	9.300	9.100	__.	14.300
22*	706	Joel Gagnon	Minnesota	5.200	9.100	9.200	9.100	9.100	9.100	__.	14.300
25T	1212	Thad Lawson	Penn State	5.200	9.300	9.200	9.400	9.300	9.300	-0.3	14.200
25T	705	Tristan Duran	Minnesota	5.200	8.900	9.200	9.100	8.900	9.000	__.	14.200
27	1302	Sam Docherty	Springfield	4.800	9.400	9.100	9.500	9.300	9.350	__.	14.150
28T	806	Jonathan Tang	Navy	4.800	9.300	9.200	9.200	9.400	9.250	__.	14.050
28T	710	Ellis Mannon	Minnesota	5.200	8.900	9.200	9.000	8.700	8.950	-0.1	14.050
30	1306	Jon Zirna	Springfield	5.600	8.500	8.600	8.300	8.000	8.400	__.	14.000
31T	105	Chase Cannon	Air Force	4.800	9.000	9.200	9.300	9.300	9.250	-0.1	13.950
31T	115	Josh Pyne	Air Force	5.200	9.000	8.600	8.900	8.800	8.850	-0.1	13.950
33	1303	Tucker McClure	Springfield	4.800	9.300	9.200	9.200	9.100	9.200	-0.1	13.900
34	1219	Alexis Torres	Penn State	5.600	8.200	8.200	8.300	8.300	8.250	__.	13.850
35	106	Gared Chapman	Air Force	5.600	7.800	8.100	8.000	8.100	8.050	-0.1	13.550

2015 NCAA Championships - Qualifier

Page: 1
Printed: 4/9/2015 3:46 PM

Event Results - P Bars

Men / SR
Session: 1

Apr 9, 2015



Rank	Num	Name	Gym	Diff	E1	E2	E3	E4	Exec	ND	Score
1	1413	Akash Modi	Stanford	6.600	9.000	9.200	9.000	9.400	9.100	...	15.700
2	1409	Brian Knott	Stanford	6.000	9.400	9.000	8.900	9.300	9.150	...	15.150
3	316	Kyle Zemeir	California	5.900	9.200	9.000	9.000	9.200	9.100	...	15.000
4	1211	Trevor Howard	Penn State	6.100	8.200	8.600	8.900	9.300	8.750	...	14.850
5T	717	Jalon Stephens	Minnesota	5.400	9.400	9.200	9.600	9.400	9.400	...	14.800
5T	1203	Leroy Clarke, Jr.	Penn State	5.800	9.000	9.000	8.800	9.200	9.000	...	14.800
7	903	Sam Chamberlain	Nebraska	6.000	8.800	8.500	8.700	8.600	8.650	...	14.650
8	712	Paul Montague	Minnesota	6.000	8.600	8.100	8.600	8.700	8.600	...	14.600
9T	308	Ryan Patterson	California	5.400	9.100	8.900	9.200	9.300	9.150	...	14.550
9T	1414	Robert Neff	Stanford	5.500	9.300	8.900	9.000	9.100	9.050	...	14.550
11*	1406	Jordan DeClerk	Stanford	5.500	8.800	9.100	9.100	8.800	8.950	...	14.450
11*	1206	Dominic DiFulvio	Penn State	5.500	9.000	9.000	8.900	8.800	8.950	...	14.450
13T	307	Kevin Ko	California	5.500	8.900	8.900	8.800	8.900	8.900	...	14.400
13T	107	Greg Chaput	Air Force	5.600	8.900	8.600	8.700	9.300	8.800	...	14.400
13T	1420	Dennis Zaremski	Stanford	6.000	8.200	8.400	8.400	8.400	8.400	...	14.400
16	314	Kevin Wolting	California	5.200	8.700	8.800	9.100	9.100	8.950	...	14.150
17	109	Jonathon Fornoff	Air Force	5.700	8.500	8.200	8.400	8.400	8.400	...	14.100
18	1306	Jon Zirna	Springfield	5.300	8.900	8.600	8.600	9.100	8.750	...	14.050
19*	806	Jonathan Tang	Navy	5.300	8.000	8.700	8.900	8.700	8.700	...	14.000
19*	301	Yordan Aleksandro	California	5.300	8.600	8.400	8.800	9.100	8.700	...	14.000
19T	912	Daniel Leal	Nebraska	5.500	8.500	8.500	8.500	8.600	8.500	...	14.000
22T	909	Kyle King	Nebraska	4.800	8.800	9.000	9.100	9.200	9.050	...	13.850
22T	1208	Matthew Felleman	Penn State	5.500	8.200	8.400	8.300	8.900	8.350	...	13.850
24	705	Tristan Duran	Minnesota	5.600	8.000	8.500	8.400	7.900	8.200	...	13.800
25T	119	Arinn Wade	Air Force	5.200	8.600	8.500	8.600	8.500	8.550	...	13.750
25T	918	Christopher Stephe	Nebraska	5.400	8.300	8.200	8.400	8.500	8.350	...	13.750
25T	1219	Alexis Torres	Penn State	6.200	7.700	7.500	7.300	7.600	7.550	...	13.750
28	906	Travis Gollott	Nebraska	4.800	8.800	8.800	9.000	8.600	8.800	...	13.600
29	707	Steve Jaciuk	Minnesota	5.900	7.600	7.700	7.300	7.300	7.450	...	13.350
30*	802	Thomas Goodell	Navy	4.900	7.700	8.300	8.500	8.700	8.400	...	13.300
30*	110	Nick Gaudlip	Air Force	4.900	8.500	8.500	8.300	8.100	8.400	...	13.300
32	116	Josh Ramos	Air Force	5.700	7.700	7.100	7.300	7.900	7.500	...	13.200
33	710	Ellis Mannon	Minnesota	5.800	7.500	7.200	7.000	7.700	7.350	...	13.150
34T	1302	Sam Docherty	Springfield	4.600	8.600	8.400	8.400	8.500	8.450	...	13.050
34T	803	Mitchell Larios	Navy	5.400	7.400	7.900	8.300	7.300	7.650	...	13.050
36	1305	Derek Taranto	Springfield	4.100	8.700	8.300	8.900	9.100	8.800	...	12.900

2015 NCAA Championships - Qualifier

Event Results - H Bar

Apr 9, 2015



Rank	Num	Name	Gym	Diff	E1	E2	E3	E4	Exec	ND	Score
1	314	Kevin Wolting	California	6.000	9.100	9.200	9.400	9.400	9.300	__.	15.300
2	308	Ryan Patterson	California	5.800	9.200	9.300	9.500	9.400	9.350	__.	15.150
3	1413	Akash Modi	Stanford	6.100	9.000	8.900	8.800	9.000	8.950	__.	15.050
4	910	Louis Klein	Nebraska	6.000	8.800	9.100	9.200	8.900	9.000	__.	15.000
5	1409	Brian Knott	Stanford	5.800	9.100	9.100	9.200	9.400	9.150	__.	14.950
6	305	Gagik Gharibyan	California	5.600	9.100	9.100	9.300	9.400	9.200	__.	14.800
7T	704	Danny DiBenedetto	Minnesota	5.400	9.100	9.000	9.400	9.300	9.200	__.	14.600
7T	717	Jalon Stephens	Minnesota	5.500	9.100	9.100	9.400	9.100	9.100	__.	14.600
7T	316	Kyle Zemeir	California	5.800	8.900	8.700	8.600	9.000	8.800	__.	14.600
7T	707	Steve Jaciuk	Minnesota	5.900	8.500	8.600	8.900	8.800	8.700	__.	14.600
11	301	Yordan Aleksandro	California	5.700	8.800	8.700	8.600	8.900	8.750	__.	14.450
12	1418	Ryan Sheppard	Stanford	5.600	8.800	8.700	8.900	8.700	8.750	__.	14.350
13	113	Aaron Nubine	Air Force	5.500	8.700	8.800	8.500	8.800	8.750	__.	14.250
14T	110	Nick Gaudlip	Air Force	5.200	8.800	9.000	9.000	9.100	9.000	__.	14.200
14T	904	Austin Epperson	Nebraska	5.400	8.900	8.700	8.700	9.100	8.800	__.	14.200
16T	1209	Quest Hayden	Penn State	5.300	8.700	8.700	9.000	9.000	8.850	__.	14.150
16T	105	Chase Cannon	Air Force	5.700	8.500	8.600	8.400	8.200	8.450	__.	14.150
18	912	Daniel Leal	Nebraska	5.100	9.000	8.800	9.000	9.000	9.000	__.	14.100
19	712	Paul Montague	Minnesota	5.500	8.600	8.500	8.700	8.500	8.550	__.	14.050
20T	710	Ellis Mannon	Minnesota	5.000	9.000	8.800	9.100	9.000	9.000	__.	14.000
20T	918	Christopher Stephe	Nebraska	5.300	8.900	8.800	8.600	8.500	8.700	__.	14.000
22T	1212	Thad Lawson	Penn State	4.700	9.100	9.200	9.200	9.300	9.200	__.	13.900
22T	1208	Matthew Felleman	Penn State	5.500	8.400	8.300	8.600	8.400	8.400	__.	13.900
24	1305	Derek Taranto	Springfield	4.700	8.800	9.100	8.800	9.100	8.950	__.	13.650
25T	119	Arinn Wade	Air Force	4.600	9.000	8.800	8.900	9.300	8.950	__.	13.550
25T	906	Travis Gollott	Nebraska	5.000	8.600	8.500	8.900	8.500	8.550	__.	13.550
25*	1414	Robert Neff	Stanford	5.700	7.900	7.800	7.600	8.200	7.850	__.	13.550
25*	1211	Trevor Howard	Penn State	5.700	8.100	7.700	8.000	7.400	7.850	__.	13.550
29	1303	Tucker McClure	Springfield	4.600	8.800	8.600	9.000	9.000	8.900	__.	13.500
30	801	Noah Beeman	Navy	4.700	8.500	8.400	8.700	8.700	8.600	__.	13.300
31	806	Jonathan Tang	Navy	4.900	8.400	8.100	8.300	8.400	8.350	__.	13.250
32	1203	Leroy Clarke, Jr.	Penn State	5.400	7.400	7.500	7.800	7.900	7.650	__.	13.050
33	1417	Sean Senters	Stanford	5.200	7.800	7.800	7.600	7.200	7.700	__.	12.900
34	1306	Jon Zirna	Springfield	4.300	8.300	8.200	8.300	8.300	8.300	__.	12.600
35	116	Josh Ramos	Air Force	5.400	7.000	7.300	7.100	6.700	7.050	__.	12.450
36	802	Thomas Goodell	Navy	5.000	7.600	7.200	6.900	7.500	7.350	__.	12.350