



STANFORD

GoStanford.com
@StanfordMSoccer
#GoStanford



COMPLETE STUDENT

*Pac-12 students are known for their success on the field, but they are also impressive, **complete** people with outside interests, diverse backgrounds, extracurricular activities, interesting families, busy schedules, and full lives. The release for this week's game is focused on who Stanford students are off the field of play.*



ACADEMIC SPOTLIGHT

- Economics major and senior Ty Thompson is involved with an app called ChitChat, a new voice messaging app for iOS that is one part voice mail, one part Snapchat, and one part walkie-talkie. Created by a small group at design firm IDEO including former Stanford men's soccer players Dominique Yahyavi and Dersu Abolfathi, ChitChat allows your contact to access and listen to your messages whenever they want. Then, just like Snapchat, the message is gone, so messages don't clog your voice message box or take up valuable phone memory SD card space. A recent update of adding emojis brought to life with sound came from Thompson, the app's CEO (Chief Emoji Officer). ChitChat has been a featured app in iTunes app store.
- There are 23 student-athletes at Stanford majoring in economics, including Thompson and fellow captain Brandon Vincent. Both have a cumulative GPA over 3.3 and both will be graduating after fall quarter, two quarters early.



BEST-IN-CLASS

- Eleven of the Cardinal's 25 student-athletes have declared majors. Stanford students declare their majors as juniors.
- Stanford's cumulative team GPA for the 2014-15 academic year was 3.223.
- Andrew Epstein, an electrical engineering major with better than a 3.7 GPA is taking a course load this fall which includes programming abstractions, fundamentals of analog integrated circuit design and probabilistic systems analysis. His fundamentals of analog integrated circuit design course covers an analysis and simulation of elementary transistor stages, current mirrors, supply- and temperature-independent bias and reference circuits, as well as an overview of integrated circuit technologies, circuit components, component variations and practical design paradigms.
- Product design major Brian Nana-Sinkam is a program fellow with Management Leadership for Tomorrow (MLT), an organization which equips high-potential minorities personalized coaching that allows them to reach their full leadership potential and maximize their community impact. In the classroom, Nana-Sinkam has a fall course load which includes introduction to human values in design and design and manufacturing. Design and manufacturing is an integrated experience involving need finding, product definition, conceptual design, detail design, prototype manufacture, public presentation of outcomes, archiving and interpreting the product realization process and its results. The class presents an overview of manufacturing processes crucial to the practice of design.



SILICON VALLEY

On Tuesday, the Cardinal took advantage of its positioning in a global center for innovation and tech development and visited Facebook, meeting with staffers and getting a tour of campus



TOP PERFORMERS

Stanford placed 12 student-athletes on the Pac-12's 2014 All-Academic squads, five more than any other institution.

The Cardinal has had at least 10 honored in each of the three seasons under Jeremy Gunn.



FULL SCHEDULE

Stanford's student-athletes have yet to attend a single class this fall, but not by choice. The first day of school is Sept. 21.

Stanford's undergraduate program is divided into four 10-week quarters. The quarter system provides the opportunity to take several courses each year; allows courses to be focused and specialized; and gives you the opportunity to choose courses 12 times over the course of four years. The result is more flexibility and more choice.

Full-time students must enroll in at least 12 units each quarter. To remain in good academic standing, students are required to meet three conditions: earn nine units each quarter, earn 36 units over three consecutive quarters, and maintain a cumulative 2.0 grade-point average.

Stanford vs. San Francisco/Davidson

September 18 and 20 | 7 p.m. and noon PT
Sunday on Pac-12 Networks

STANFORD

SOCCER

Stanford Athletic Communications
 John Cantalupi • Assistant Director
 Cell: 650.924.8304
 johncan@stanford.edu

vs. San Francisco and Davidson • September 18 and 20 • Stanford, Calif.

RESULTS

overall	5-1-0
home	3-0-0
away	2-1-0
Pac-12	0-0-0

SCHEDULE

August

17	CSU Bakersfield (Exhibition)	W, 2-0
22	Santa Clara (Exhibition)	T, 0-0
28	at UC Santa Barbara	L, 1-0
31	at #18 Louisville	W, 1-0

September

4	Northeastern	W, 1-0
6	VCU (P12N)	W, 2-0
10	San Jose State (P12N)	W, 1-0
13	at SMU	W, 3-2 (OT2)
18	San Francisco	7 p.m.
20	Davidson (P12N)	noon

October

4	at California * (P12N)	4 p.m.
9	Washington * (P12N)	8 p.m.
11	Oregon State * (P12N)	1 p.m.
16	at UCLA * (P12N)	8 p.m.
18	at San Diego State *	11:30 a.m.
23	UCLA * (P12N)	8 p.m.
26	San Diego State * (P12N)	7 p.m.
30	at Oregon State *	5 p.m.

November

2	at Washington * (P12N)	7 p.m.
12	California * (P12N)	6 p.m.
19	NCAA First Round	TBD
22	NCAA Second Round	TBD
29	NCAA Third Round	TBD

December

4-5	NCAA Quarterfinals	TBD
11	NCAA College Cup Semifinals	TBD
13	NCAA College Cup Championship	TBD

* - Pac-12 game;

All times Pacific and subject to change;

Home games in Bold;

- Indicates national ranking (NSCAA)

P12N - Game televised on Pac-12 Networks

PAC-12 STANDINGS

SCHOOL	TP	PAC-12	PCT.	OVERALL	PCT.
Oregon State	0	0-0-0	.000	5-0-0	1.000
Washington	0	0-0-0	.000	3-0-1	.875
Stanford	0	0-0-0	.000	5-1-0	.833
SDSU	0	0-0-0	.000	3-0-2	.800
California	0	0-0-0	.000	3-1-0	.750
UCLA	0	0-0-0	.000	1-3-0	.250

Champion is determined by highest number of points (TP);

Win = 3, Tie = 1, Loss = 0

LOOKING AHEAD: The No. 4 Stanford men's soccer team (5-1-0) wraps up its nonconference schedule this weekend when it hosts San Francisco (2-4-0) on Friday, September 18 (7 p.m.) and Davidson on Sunday, September 20 (noon). The match with the Wildcats will be broadcast on Pac-12 Networks with J.B. Long and Christopher Sullivan on the call.

WEEKEND RECAP: Stanford continued its strong start to 2015 with wins last weekend against San Jose State (1-0) and SMU (3-2). On Thursday, Foster Langsdorf and Corey Baird connected for the second consecutive game to lift the Cardinal to a 1-0 home win over the Spartans. Three days later, Stanford went up 2-0 at SMU on goals from Brandon Vincent (10') and Jordan Morris (47'), but the Mustangs stormed back and leveled the match on a free kick in the 88th minute to force overtime. In the 108th, Corey Baird beat his man out wide and Eric Verso ran onto his cross and hammered it home to seal Stanford's fifth straight victory.

VS. SAN FRANCISCO: Stanford is 13-19-6 all-time against the Dons, but is 6-0-1 in the last seven. USF's most recent victory came on Sept. 16, 2007 in double overtime (2-1) at the Bay Area Classic in Santa Clara, Calif. Last October 24, Stanford closed out the 2014 nonconference portion of its schedule with a 3-0 decision over USF on The Hilltop. Goals were scored by Brandon Vincent (32'), Jimmy Callinan (54') and Jordan Morris (70').

VS. DAVIDSON: The Cardinal has met Davidson twice before, winning matches on September 23, 2007 (2-0) and September 2, 1995 (1-0). The victory eight years ago came on The Farm as part of the Stanford/Nike Invitational. In 1995, the win came in the Stanford's first game of the season at the Wake Forest Tournament in Winston-Salem, N.C.

BUNCHES OF WINS: The Cardinal has now had winning streaks of at least five games in each of the past three seasons. Stanford last did that from 2000-02 when it was NCAA quarterfinals (2000), NCAA semifinalists (2001) and NCAA finalists (2002). Stanford's five-match winning streak is tied with four other schools for second in the country and its five overall victories are also tied with nine others for the second spot in the nation. Elon is 6-0 and first in both categories.

NO PLACE LIKE HOME: In its last 17 matches on The Farm, the Cardinal is 12-1-4. Over that time, Stanford has outscored its opponents at home, 29-10, and not allowed more than one goal in any of the 17 contests.

SHUTOUT STREAK SNAPPED: Freshman Christian Boorum scored his first collegiate goal for SMU in the 62nd minute, the first allowed by the Cardinal since the season opener at UC Santa Barbara. The Cardinal's shutout streak ended at 469:38. The stretch was its longest since 2007 (575:51).

STRONG STARTS: Stanford has gotten off to strong starts each of the last three seasons. Since 2013, the Cardinal is 16-3-1 in the months of August and September, including an 11-1-1 mark at Cagan Stadium.

GETTING DEFENSIVE: Stanford is among the nation's defensive leaders, ranking 20th in team goals against average (0.48) and 13th in shutout percentage (0.67). Continuity has led to Andrew Epstein only being called upon for 11 saves thus far, an average of 1.83 per game which is the 12th fewest in the country. The Cardinal has had consistency at the back, with Brandon Vincent, Tomas Hilliard-Arce and Brian Nana-Sinkam starting together in 24 of the team's last 25 games along with Andrew Epstein in goal. Nana-Sinkam missed one match last year (SJSU) due to injury. Sophomore Drew Skundrich has slid into Jimmy Callinan's position at right back. Callinan had started 56 straight games for the Cardinal to end his career.

MORE MEXICO POSSIBLE FOR MORRIS: On Tuesday, junior forward Jordan Morris was named to the 35-man provisional U.S. roster for the Confederations Cup playoff in Pasadena, California against Mexico on October 10. The provisional team must be cut down to 23 players by October 1. The U.S. U-23 team is also on the radar for Morris, which will be attempting to qualify for next year's Olympics in early October with matches against Canada (October 1), Cuba (October 3) and Panama (October 6). By listing him Tuesday, however, Jurgen Klinsmann gave himself the option of calling up Morris for the playoff.



AND AMIR: Freshman Amir Bashti, a San Jose Earthquakes Academy product, is also a veteran of the U.S. Soccer system and recently returned from the Stevan Vilotic-Cele Tournament in Serbia with the U.S. Under-20 Men's National Team. Bashti came on in the 32nd minute of the United States' 6-1 loss to France in Senta on September 4 and entered a 2-0 victory over Israel in Backa Topola on September 7 in the 78th minute.

RETURNING ALL-AMERICANS: Stanford is the only team in the country welcoming back multiple NSCAA/Continental Tire First Team All-Americans in Morris and Brandon Vincent. Vincent returns to The Farm for his senior campaign after co-captaining the Cardinal to its best season in a decade in 2014. In addition to receiving first team All-America honors, he was also the Pac-12's Defensive Player of the Year, an All-Pac-12 first team selection and earned his second consecutive Pac-12 All-Academic honorable mention nod. Precipitated by a move to left back prior to the season, Vincent exploded offensively while championing Stanford's stout defense. He led the team and was tied for 13th in the conference with six goals after entering 2014 with just one goal in his first 38 career matches.

HERMANN TROPHY WATCH: Both Morris and Vincent were also tabbed as potential contenders for the 2015 Missouri Athletic Club's (MAC) Hermann Trophy. Thirty men and 28 women from NCAA Division I schools made the watch lists. Along with Jane Campbell and Andi Sullivan on the women's side, Stanford is the only institution in the country with multiple players named to both lists.

ALL CLASS: Brandon Vincent was named one of 30 men's soccer Senior CLASS Award candidates for his accomplishments in the classroom and community, and on the field.

DESTINATION STANFORD: In late July, Manchester United used Cagan Stadium for training during their United States tour. The visit continued a trend of top national sides and clubs utilizing the unparalleled facilities and environment of Stanford for training. The USMNT visited campus for camp before the 2014 FIFA World Cup and within the past two years Stanford has also hosted Italian giant Juventus and English side Norwich City.

WHAT HAPPENED IN 2014: Stanford had a historic season in 2014, including the program's first league title since 2001, a No. 1 NSCAA ranking, its most wins (13) since 2002 and its best winning percentage (.763) since 2001. The team went 13-3-3 overall and 6-1-3 in conference to advance to its second consecutive NCAA Tournament. Stanford has posted back-to-back seasons of 10+ wins for the first time since 2001-02.

MAJORS: The following are declared majors for Stanford players. Stanford students declare their majors as juniors, so this list includes only upperclassmen:

- Adrian Alabi (electrical engineering), Nico Corti (political science), Andrew Epstein (electrical engineering), Trevor Hyman (product design), Slater Meehan (management science and engineering), Jordan Morris (science, technology and society), Brian Nana-Sinkam (product design), Ty Thompson (economics), Eric Verso (management science and engineering), Mark Verso (public policy), Brandon Vincent (economics)

STATISTICAL LEADERS

NO	POINTS	GP	G	A	PTS	SHOTS	NO	SHOTS	GP	G	A	SH	SHOT%	
2	Foster Langsdorf	6	2	1	5	13	13	Jordan Morris	5	2	0	15	.133	
15	Eric Verso	6	1	3	5	11	2	Foster Langsdorf	6	2	1	13	.154	
13	Jordan Morris	5	2	0	4	15	15	Eric Verso	6	1	3	11	.091	
10	Corey Baird	6	0	3	3	9	10	Corey Baird	6	0	3	9	.000	
5	Slater Meehan	6	1	0	2	7	5	Slater Meehan	6	1	0	7	.143	
3	Brandon Vincent	6	1	0	2	5	7	Ty Thompson	6	0	1	7	.000	
26	Adam Mosharrafa	4	1	0	2	1								
7	Ty Thompson	6	0	1	1	7								
12	Drew Skundrich	6	0	1	1	3								
NO	GOALS	GP	G	A	PTS	SHOTS	NO	SHOTS ON GOAL	GP	G	A	SH	SOG	SOG%
13	Jordan Morris	5	2	0	4	15	13	Jordan Morris	5	2	0	15	6	.400
2	Foster Langsdorf	6	2	1	5	13	2	Foster Langsdorf	6	2	1	13	5	.385
3	Brandon Vincent	6	1	0	2	5	15	Eric Verso	6	1	3	11	4	.364
26	Adam Mosharrafa	4	1	0	2	1	5	Slater Meehan	6	1	0	7	2	.286
5	Slater Meehan	6	1	0	2	7	3	Brandon Vincent	6	1	0	5	1	.200
15	Eric Verso	6	1	3	5	11	8	B. Nana-Sinkam	6	0	0	5	1	.200
NO	GAME WINNING GOALS	GP	G	A	PTS	SHOTS	NO	GAME WINNING GOALS	GP	G	A	SH	GWG	
2	Foster Langsdorf	6	2	1	5	13	2	Foster Langsdorf	6	2	1	13	1	
13	Jordan Morris	5	2	0	4	15	13	Jordan Morris	5	2	0	15	1	
5	Slater Meehan	6	1	0	2	7	5	Slater Meehan	6	1	0	7	1	
15	Eric Verso	6	1	3	5	11	15	Eric Verso	6	1	3	11	1	

HIGHS/LOWS

STANFORD TEAM HIGHS

POINTS	9	at SMU (9/13)
GOALS	3	at SMU (9/13)
ASSISTS	4	vs. VCU (9/6)
SHOTS	22	vs. SJSU (9/10)
SHOTS ON GOAL	5	2x, last at SMU (9/13)
SAVES	2	5x, last at SMU (9/13)
CORNER KICKS	10	vs. VCU (9/6)
FOULS	19	at UCSB (8/28)

STANFORD TEAM LOWS

POINTS	0	at UCSB (8/28)
GOALS	0	at UCSB (8/28)
ASSISTS	0	at UCSB (8/28)
SHOTS	5	at Louisville (8/31)
SHOTS ON GOAL	3	3x, last vs. SJSU (9/10)
SAVES	1	at UCSB (8/28)
CORNER KICKS	4	at Louisville (8/31)

STANFORD OPPONENT HIGHS

POINTS	5	at SMU (9/13)
GOALS	2	at SMU (9/13)
ASSISTS	1	2x, last at SMU (9/13)
SHOTS	10	at UCSB (8/28)
SHOTS ON GOAL	4	at SMU (9/13)
SAVES	4	2x, last vs. Northeastern (9/4)
CORNER KICKS	4	2x, last vs. Northeastern (9/4)

CAREER NUMBERS

Player	G	A	Pts
Jordan Morris	12	13	37
Eric Verso	12	9	33
Brandon Vincent	8	1	17
Corey Baird	4	7	15
Foster Langsdorf	3	2	8
Ty Thompson	0	7	7
Slater Meehan	2	2	6
Tomas Hilliard-Arce	2	0	4
Adam Mosharrafa	1	0	2
Brian Nana-Sinkam	1	0	2
Drew Skundrich	0	2	2

NSCAA RANKINGS

Rk.	Team	Points
1	Creighton (23)	599
2	Notre Dame (1)	574
3	North Carolina	549
4	Stanford	496
5	Coastal Carolina	476
6	Virginia	436
7	Wake Forest	420
8	Oregon State	413
9	Washington	400
10	Maryland	365
11	Akron	343
12	Old Dominion	317
13	Penn State	282
14	Clemson	265
15	Denver	257
16	Duke	218
17	New Mexico	205
18	Loyola Marymount	167
19	Louisville	152
20	Elon	137
21	American	126
22	Indiana	109
23	Temple	87
24	North Carolina-Wilmington	79
25	UMBC	35



STARTING XI

8/28 UCSB	8/31 LOUISVILLE	9/4 NORTHEASTERN	9/6 VCU	9/10 LOUISVILLE	9/13 SMU
Epstein	Epstein	Epstein	Epstein	Epstein	Epstein
Vincent	Vincent	Vincent	Vincent	Vincent	Vincent
Hilliard-Arce	Hilliard-Arce	Hilliard-Arce	Hilliard-Arce	Hilliard-Arce	Hilliard-Arce
Nana-Sinkham	Nana-Sinkham	Nana-Sinkham	Nana-Sinkham	Nana-Sinkham	Nana-Sinkham
Skundrich	Skundrich	Skundrich	Skundrich	Skundrich	Skundrich
Baird	Baird	Baird	Werner	Baird	Baird
Thompson	Thompson	Thompson	Thompson	Thompson	Thompson
Meehan	Meehan	Meehan	Meehan	Meehan	Meehan
E. Verso	E. Verso	E. Verso	E. Verso	E. Verso	E. Verso
Langsdorf	Langsdorf	Langsdorf	Langsdorf	Langsdorf	Langsdorf
Morris	Morris	Morris	Baird	Morris	Morris



STANFORD STATISTICS RECORD: 5-1-0, PAC-12: 0-0-0, HOME: 3-0-0, ROAD: 2-1-0

NO	NAME	GP-GS	G	A	PTS	SH	SHOT%	SOG	SOG%	GW	PK-ATT
2	Langsdorf, Foster	6-6	2	1	5	13	.154	5	.385	2	0-0
15	Verso, Eric	6-6	1	3	5	11	.091	4	.364	1	0-0
13	Morris, Jordan	5-5	2	0	4	15	.133	6	.400	1	0-0
10	Baird, Corey	6-6	0	3	3	9	.000	0	.000	0	0-0
5	Meehan, Slater	6-6	1	0	2	7	.143	2	.286	1	0-0
3	Vincent, Brandon	6-6	1	0	2	5	.200	1	.200	0	1-1
26	Mosharrafa, Adam	4-0	1	0	2	1	1.000	1	1.000	0	0-0
7	Thompson, Ty	6-6	0	1	1	7	.000	0	.000	0	0-0
8	Nana-Sinkam, Brian	6-6	0	0	0	5	.000	1	.200	0	0-0
4	Hilliard-Arce, Tomas	6-6	0	0	0	4	.000	1	.250	0	0-0
12	Skundrich, Drew	6-6	0	1	1	3	.000	1	.333	0	0-0
11	Bashti, Amir	4-0	0	0	0	3	.000	1	.333	0	0-0
9	Verso, Mark	3-0	0	0	0	2	.000	0	.000	0	0-0
29	Marion, Bryce	2-0	0	0	0	1	.000	0	.000	0	0-0
24	Alabi, Adrian	1-0	0	0	0	1	.000	0	.000	0	0-0
23	Werner, Sam	5-1	0	0	0	1	.000	0	.000	0	0-0
14	Kahl, Justin	1-0	0	0	0	1	.000	0	.000	0	0-0
6	Hyman, Trevor	1-0	0	0	0	0	.000	0	.000	0	0-0
Total		6	8	9	25	89	.090	23	.258	5	1-1
Opponents		6	3	2	8	50	.060	14	.280	1	0-0

GOALS BY PERIOD	1st	2nd	OT	OT2	Total
Stanford	4	3	0	1	8
Opponents	1	2	0	0	3

SHOTS BY PERIOD	1st	2nd	OT	OT2	Total
Stanford	41	44	2	2	89
Opponents	21	28	1	0	50

SAVES BY PERIOD	1st	2nd	OT	OT2	Total
Stanford	4	6	1	0	11
Opponents	7	7	1	0	15

CORNERS BY PRD	1st	2nd	OT	OT2	Total
Stanford	18	23	0	0	41
Opponents	4	8	0	2	14

FOULS BY PERIOD	1st	2nd	OT	OT2	Total
Stanford	40	40	1	0	81
Opponents	33	30	1	0	64

ATTENDANCE SUMMARY	STAN	OPP
Total	2804	6133
Dates/Avg Per Date	3/935	2/2044

NO	NAME	GP-GS	MINUTES	GA	AVG	SAVES	PCT	W	L	T	SHO
30	Corti, Nico	1-0	4:56	0	0.00	0	.000	0	0	0	0/1
1	Epstein, Andrew	6-6	552:52	3	0.49	11	.786	5	1	0	3/1
TM	TEAM		0:00	0	0.00	0	.000	0	0	0	1/0
Total		6	557:48	3	0.48	11	.786	5	1	0	4
Opponents		6	557:48	8	1.29	15	.652	1	5	0	1

DATE	OPPONENT	RESULT	SCORE	OVERALL	CONF	ATT.	GOALS SCORED
Aug. 28	at UC Santa Barbara	L	1-0	0-1-0	0-0-0	3,312	--
Aug. 31	at #18 Louisville	W	1-0	1-1-0	0-0-0	2,156	Jordan Morris (Thompson)
Sept. 4	NORTHEASTERN	W	1-0	2-1-0	0-0-0	546	Slater Meehan (unassisted)
Sept. 6	VCU	W	2-0	3-1-0	0-0-0	671	Foster Langsdorf (Baird, E. Verso) Adam Mosharrafa (Langsdorf, E. Verso)
Sept. 10	SJSU	W	1-0	4-1-0	0-0-0	1587	Foster Langsdorf (Baird)
Sept. 13	at SMU	W	3-2 (OT2)	5-1-0	0-0-0	665	Brandon Vincent (penalty kick) Jordan Morris (Skundrich, E. Verso) Eric Verso (Baird)



#1 Andrew Epstein

Goalkeeper • Junior • 6-0 • 180 • Fort Collins, Colo. (Poudre)

2015 Game-By-Game Stats

Date	Opponent	Score	GP-GS	Mins	GA	GAA	Saves	Save%	W	L	T	SHO
8/28	at UCSB	0-1	**	90:00	1	1.00	1	.500	0	1	0	-
8/31	at Louisville	1-0	**	90:00	0	0.50	2	.750	1	1	0	1
9/4	Northeastern	1-0	**	90:00	0	0.33	2	.833	2	1	0	1
9/6	VCU	2-0	**	85:04	0	0.25	2	.875	3	1	0	0/1
9/10	SJSU	1-0	**	90:00	0	0.20	2	.900	4	1	0	1/1
9/13	at SMU	3-2	**	107:48	2	0.49	2	.786	5	1	0	0/1
Totals		8-3	6-6	552:52	3	0.49	11	.786	5	1	0	3/1

#2 Foster Langsdorf

Forward • Sophomore • 5-10 • 165 • Vancouver, Wash. (Mountain View)

2015 Game-By-Game Stats

Date	Opponent	Score	GP-GS	G	A	Pts	Sh	Shot%	SOG	SOG%	GW	PK-ATT
8/28	at UCSB	0-1	**	0	0	0	3	.000	1	.333	0	0-0
8/31	at Louisville	1-0	**	0	0	0	1	.000	0	.250	0	0-0
9/4	Northeastern	1-0	**	0	0	0	4	.000	1	.250	0	0-0
9/6	VCU	2-0	**	1	1	3	2	.100	1	.300	1	0-0
9/10	SJSU	1-0	**	1	0	2	3	.154	2	.385	1	0-0
9/13	at SMU	3-2	**	0	0	0	0	.154	0	.385	0	0-0
Totals		8-3	6-6	2	1	5	13	.154	5	.385	2	0-0

#3 Brandon Vincent

Defender • Senior • 5-11 • 175 • Valencia, Calif. (West Ranch)

2015 Game-By-Game Stats

Date	Opponent	Score	GP-GS	G	A	Pts	Sh	Shot%	SOG	SOG%	GW	PK-ATT
8/28	at UCSB	0-1	**	0	0	0	0	.000	0	.000	0	0-0
8/31	at Louisville	1-0	**	0	0	0	0	.000	0	.000	0	0-0
9/4	Northeastern	1-0	**	0	0	0	0	.000	0	.000	0	0-0
9/6	VCU	2-0	**	0	0	0	2	.000	0	.000	0	0-0
9/10	SJSU	1-0	**	0	0	0	1	.000	0	.000	0	0-0
9/13	at SMU	3-2	**	1	0	2	2	.200	1	.200	0	1-1
Totals		8-3	6-6	1	0	2	5	.200	1	.200	0	1-1

#4 Tomas Hilliard-Arce

Defender • Sophomore • 6-1 • 168 • Matthews, N.C. (Providence Day School)

2015 Game-By-Game Stats

Date	Opponent	Score	GP-GS	G	A	Pts	Sh	Shot%	SOG	SOG%	GW	PK-ATT
8/28	at UCSB	0-1	**	0	0	0	0	.000	0	.000	0	0-0
8/31	at Louisville	1-0	**	0	0	0	0	.000	0	.000	0	0-0
9/4	Northeastern	1-0	**	0	0	0	1	.000	1	1.000	0	0-0
9/6	VCU	2-0	**	0	0	0	0	.000	0	.000	0	0-0
9/10	SJSU	1-0	**	0	0	0	2	.000	0	.333	0	0-0
9/13	at SMU	3-2	**	0	0	0	1	.000	0	.250	0	0-0
Totals		8-3	6-6	0	0	0	4	.000	1	.250	0	0-0

#5 Slater Meehan

Midfielder • Senior • 5-11 • 170 • Soquel, Calif. (Santa Cruz)

2015 Game-By-Game Stats

Date	Opponent	Score	GP-GS	G	A	Pts	Sh	Shot%	SOG	SOG%	GW	PK-ATT
8/28	at UCSB	0-1	**	0	0	0	1	.000	1	1.000	0	0-0
8/31	at Louisville	1-0	**	0	0	0	1	.000	0	.500	0	0-0
9/4	Northeastern	1-0	**	1	0	2	3	.200	1	.400	1	0-0
9/6	VCU	2-0	**	0	0	0	0	.200	0	.400	0	0-0
9/10	SJSU	1-0	**	0	0	0	2	.143	0	.286	0	0-0
9/13	at SMU	3-2	**	0	0	0	0	.143	0	.286	0	0-0
Totals		8-3	6-6	1	0	2	7	.143	2	.286	1	0-0

#6 Trevor Hyman

Midfielder • Junior • 5-10 • 160 • Irvine, Calif. (Vista Grande)

2015 Game-By-Game Stats

Date	Opponent	Score	GP-GS	G	A	Pts	Sh	Shot%	SOG	SOG%	GW	PK-ATT
8/28	at UCSB							DNP				
8/31	at Louisville							DNP				
9/4	Northeastern							DNP				
9/6	VCU	2-0	*	0	0	0	0	.000	0	.000	0	0-0
9/10	SJSU							DNP				
9/13	at SMU							DNP				
Totals		2-0	1-0	0	0	0	0	.000	0	.000	0	0-0

#7 Ty Thompson

Midfielder • Senior • 5-8 • 165 • Sacramento, Calif. (Granite Bay)

2015 Game-By-Game Stats

Date	Opponent	Score	GP-GS	G	A	Pts	Sh	Shot%	SOG	SOG%	GW	PK-ATT
8/28	at UCSB	0-1	**	0	0	0	0	.000	0	.000	0	0-0
8/31	at Louisville	1-0	**	0	1	1	0	.000	0	.000	0	0-0
9/4	Northeastern	1-0	**	0	0	0	1	.000	0	.000	0	0-0
9/6	VCU	2-0	**	0	0	0	2	.000	0	.000	0	0-0
9/10	SJSU	1-0	**	0	0	0	2	.000	0	.000	0	0-0
9/13	at SMU	3-2	**	0	0	0	2	.000	0	.000	0	0-0
Totals		8-3	6-6	0	1	1	7	.000	0	.000	0	0-0

#8 Brian Nana-Sinkam

Defender • Junior • 5-11 • 180 • Lititz, Pa. (Manheim Township)

2015 Game-By-Game Stats

Date	Opponent	Score	GP-GS	G	A	Pts	Sh	Shot%	SOG	SOG%	GW	PK-ATT
8/28	at UCSB	0-1	**	0	0	0	0	.000	0	.000	0	0-0
8/31	at Louisville	1-0	**	0	0	0	0	.000	0	.000	0	0-0
9/4	Northeastern	1-0	**	0	0	0	1	.000	1	1.000	0	0-0
9/6	VCU	2-0	**	0	0	0	3	.000	0	.250	0	0-0
9/10	SJSU	1-0	**	0	0	0	1	.000	0	.200	0	0-0
9/13	at SMU	3-2	**	0	0	0	0	.000	0	.200	0	0-0
Totals		8-3	6-6	0	0	0	5	.000	1	.200	0	0-0

#9 Mark Verso

Forward • Junior • 6-1 • 185 • Los Angeles, Calif. (St. Francis)

2015 Game-By-Game Stats

Date	Opponent	Score	GP-GS	G	A	Pts	Sh	Shot%	SOG	SOG%	GW	PK-ATT
8/28	at UCSB	0-1	*	0	0	0	1	.000	0	.000	0	0-0
8/31	at Louisville							DNP				
9/4	Northeastern	1-0	*	0	0	0	1	.000	0	.000	0	0-0
9/6	VCU	2-0	*	0	0	0	0	.000	0	.000	0	0-0
9/10	SJSU							DNP				
9/13	at SMU							DNP				
Totals		3-1	3-0	0	0	0	2	.000	0	.000	0	0-0

#10 Corey Baird

Midfielder • Sophomore • 5-11 • 165 • Escondido, Calif. (Vista Grande)

2015 Game-By-Game Stats

Date	Opponent	Score	GP-GS	G	A	Pts	Sh	Shot%	SOG	SOG%	GW	PK-ATT
8/28	at UCSB	0-1	**	0	0	0	2	.000	0	.000	0	0-0
8/31	at Louisville	1-0	**	0	0	0	0	.000	0	.000	0	0-0
9/4	Northeastern	1-0	**	0	0	0	3	.000	0	.000	0	0-0
9/6	VCU	2-0	**	0	1	1	3	.000	0	.000	0	0-0
9/10	SJSU	1-0	**	0	1	1	1	.000	0	.000	0	0-0
9/13	at SMU	3-2	**	0	1	1	0	.000	0	.000	0	0-0
Totals		8-3	6-6	0	3	3	9	.000	0	.000	0	0-0



#11 Amir Bashti

Midfielder • Freshman • 5-9 • 145 • Cupertino, Calif. (Monta Vista)

2015 Game-By-Game Stats

Date	Opponent	Score	GP-GS	G	A	Pts	Sh	Shot%	SOG	SOG%	GW	PK-ATT
8/28	at UCSB	0-1	*	0	0	0	1	.000	1	1.000	0	0-0
8/31	at Louisville	1-0	*	0	0	0	0	.000	0	1.000	0	0-0
9/4	Northeastern											
9/6	VCU											
9/10	SJSU	1-0	*	0	0	0	2	.000	0	.333	0	0-0
9/13	at SMU	3-2	*	0	0	0	0	.000	0	.333	0	0-0
Totals		5-3	4-0	0	0	0	3	.000	1	.333	0	0-0

#12 Drew Skundrich

Defender • Sophomore • 5-11 • 165 • Lancaster, Pa. (Hempfield)

2015 Game-By-Game Stats

Date	Opponent	Score	GP-GS	G	A	Pts	Sh	Shot%	SOG	SOG%	GW	PK-ATT
8/28	at UCSB	0-1	**	0	0	0	1	.000	1	1.000	0	0-0
8/31	at Louisville	1-0	**	0	0	0	0	.000	0	1.000	0	0-0
9/4	Northeastern	1-0	**	0	0	0	0	.000	0	1.000	0	0-0
9/6	VCU	2-0	**	0	0	0	0	.000	0	1.000	0	0-0
9/10	SJSU	1-0	**	0	0	0	1	.000	0	.500	0	0-0
9/13	at SMU	3-2	**	0	1	1	1	.000	0	.333	0	0-0
Totals		8-3	6-6	0	1	1	3	.000	1	.333	0	0-0

#13 Jordan Morris

Forward • Junior • 5-11 • 185 • Mercer Island, Wash. (Mercer Island)

2015 Game-By-Game Stats

Date	Opponent	Score	GP-GS	G	A	Pts	Sh	Shot%	SOG	SOG%	GW	PK-ATT
8/28	at UCSB	0-1	**	0	0	0	1	.000	0	.000	0	0-0
8/31	at Louisville	1-0	**	1	0	2	2	.333	2	.667	1	0-0
9/4	Northeastern	1-0	**	0	0	0	1	.250	1	.750	0	0-0
9/6	VCU											
9/10	SJSU	1-0	**	0	0	0	4	.125	1	.500	0	0-0
9/13	at SMU	3-2	**	1	0	2	7	.133	2	.400	0	0-0
Totals		6-3	5-5	2	0	4	15	.133	6	.400	1	0-0

#14 Justin Kahl

Midfielder • Freshman • 6-0 • 165 • Charlotte, N.C. (Providence Day)

2015 Game-By-Game Stats

Date	Opponent	Score	GP-GS	G	A	Pts	Sh	Shot%	SOG	SOG%	GW	PK-ATT
8/28	at UCSB											
8/31	at Louisville											
9/4	Northeastern											
9/6	VCU	2-0	*	0	0	0	1	.000	0	.000	0	0-0
9/10	SJSU											
9/13	at SMU											
Totals		2-0	1-0	0	0	0	1	.000	0	.000	0	0-0

#15 Eric Verso

Midfielder • RS Senior • 5-10 • 160 • Los Angeles, Calif. (St. Francis)

2015 Game-By-Game Stats

Date	Opponent	Score	GP-GS	G	A	Pts	Sh	Shot%	SOG	SOG%	GW	PK-ATT
8/28	at UCSB	0-1	**	0	0	0	2	.000	0	.000	0	0-0
8/31	at Louisville	1-0	**	0	0	0	1	.000	1	.333	0	0-0
9/4	Northeastern	1-0	**	0	0	0	1	.000	0	.250	0	0-0
9/6	VCU	2-0	**	0	2	2	3	.000	1	.286	0	0-0
9/10	SJSU	1-0	**	0	0	0	1	.000	0	.250	0	0-0
9/13	at SMU	3-2	**	1	1	3	3	.091	2	.364	1	0-0
Totals		8-3	6-6	1	3	5	11	.091	4	.364	1	0-0

#16 Colin Hyatt

Midfielder • Freshman • 6-4 • 175 • Santa Barbara, Calif. (Santa Barbara)

2015 Game-By-Game Stats

Date	Opponent	Score	GP-GS	G	A	Pts	Sh	Shot%	SOG	SOG%	GW	PK-ATT
8/28	at UCSB											
8/31	at Louisville											
9/4	Northeastern											
9/6	VCU											
9/10	SJSU											
9/13	at SMU											
Totals												

#20 Charlie Furrer

Goalkeeper • Freshman • 6-2 • 185 • Georgetown, Texas (Lone Star)

2015 Game-By-Game Stats

Date	Opponent	Score	GP-GS	Mins	GA	GAA	Saves	Save%	W	L	T	SHO
8/28	at UCSB											
8/31	at Louisville											
9/4	Northeastern											
9/6	VCU											
9/10	SJSU											
9/13	at SMU											
Totals												

#21 Tanner Beason

Defender • Freshman • 6-0 • 160 • Winston-Salem, N.C. (Forsyth Country Day)

2015 Game-By-Game Stats

Date	Opponent	Score	GP-GS	G	A	Pts	Sh	Shot%	SOG	SOG%	GW	PK-ATT
8/28	at UCSB											
8/31	at Louisville											
9/4	Northeastern											
9/6	VCU											
9/10	SJSU											
9/13	at SMU											
Totals												

#23 Sam Werner

Midfielder • RS Freshman • 5-10 • 165 • Bozeman, Mont. (Bozeman)

2015 Game-By-Game Stats

Date	Opponent	Score	GP-GS	G	A	Pts	Sh	Shot%	SOG	SOG%	GW	PK-ATT
8/28	at UCSB	0-1	*	0	0	0	0	.000	0	.000	0	0-0
8/31	at Louisville	1-0	*	0	0	0	0	.000	0	.000	0	0-0
9/4	Northeastern											
9/6	VCU	2-0	**	0	0	0	0	.000	0	.000	0	0-0
9/10	SJSU	1-0	*	0	0	0	1	.000	0	.000	0	0-0
9/13	at SMU	3-2	*	0	0	0	0	.000	0	.000	0	0-0
Totals		7-3	5-1	0	0	0	1	.000	0	.000	0	0-0

#24 Adrian Alabi

Forward • Senior • 5-11 • 173 • Snellville, Ga. (Brookwood)

2015 Game-By-Game Stats

Date	Opponent	Score	GP-GS	G	A	Pts	Sh	Shot%	SOG	SOG%	GW	PK-ATT
8/28	at UCSB											
8/31	at Louisville											
9/4	Northeastern											
9/6	VCU	2-0	*	0	0	0	1	.000	0	.000	0	0-0
9/10	SJSU											
9/13	at SMU											
Totals		2-0	1-0	0	0	0	1	.000	0	.000	0	0-0



#26 Adam Mosharrafa

Defender • RS Freshman • 6-2 • 160 • Paradise Valley, Ariz. (Brophy)

2015 Game-By-Game Stats

Date	Opponent	Score	GP-GS	G	A	Pts	Sh	Shot%	SOG	SOG%	GW	PK-ATT
8/28	at UCSB					DNP						
8/31	at Louisville					DNP						
9/4	Northeastern	1-0	*	0	0	0	0	.000	0	.000	0	0-0
9/6	VCU	2-0	*	1	0	2	1	1.000	1	1.000	0	0-0
9/10	SJSU	1-0	*	0	0	0	0	1.000	0	1.000	0	0-0
9/13	at SMU	3-2	*	0	0	0	0	1.000	0	1.000	0	0-0
Totals		7-2	4-0	1	0	2	1	1.000	1	1.000	0	0-0

#28 Collin Liberty

Defender • RS Freshman • 6-0 • 165 • Van Nuys, Calif. (Cleveland)

2015 Game-By-Game Stats

Date	Opponent	Score	GP-GS	G	A	Pts	Sh	Shot%	SOG	SOG%	GW	PK-ATT
8/28	at UCSB					DNP						
8/31	at Louisville					DNP						
9/4	Northeastern					DNP						
9/6	VCU					DNP						
9/10	SJSU					DNP						
9/13	at SMU					DNP						
Totals						--						

#29 Bryce Marion

Forward • Sophomore • 5-7 • 141 • Cypress, Texas (Cy Ranch)

2015 Game-By-Game Stats

Date	Opponent	Score	GP-GS	G	A	Pts	Sh	Shot%	SOG	SOG%	GW	PK-ATT
8/28	at UCSB					DNP						
8/31	at Louisville					DNP						
9/4	Northeastern					DNP						
9/6	VCU	2-0	*	0	0	0	0	.000	0	.000	0	0-0
9/10	SJSU	1-0	*	0	0	0	1	.000	0	.000	0	0-0
Totals		3-0	2-0	0	0	0	1	.000	0	.000	0	0-0

#30 Nico Corti

Goalkeeper • Junior • 6-2 • 187 • Westlake Village, Calif. (Agoura)

2015 Game-By-Game Stats

Date	Opponent	Score	GP-GS	Mins	GA	GAA	Saves	Save%	W	L	T	SHO
8/28	at UCSB					DNP						
8/31	at Louisville					DNP						
9/4	Northeastern					DNP						
9/6	VCU	2-0	*	4:56	0	0.00	0	.000	0	0	0	0/1
9/10	SJSU					DNP						
9/13	at SMU					DNP						
Totals		2-0	1-0	4:56	0	0.00	0	.000	0	0	0	0/1

#31 Pierce Ashworth

Goalkeeper • Freshman • 6-1 • 170 • Laguna Beach, Calif. (Laguna Beach)

2015 Game-By-Game Stats

Date	Opponent	Score	GP-GS	Mins	GA	GAA	Saves	Save%	W	L	T	SHO
8/28	at UCSB					DNP						
8/31	at Louisville					DNP						
9/4	Northeastern					DNP						
9/6	VCU					DNP						
9/10	SJSU					DNP						
9/13	at SMU					DNP						
Totals						--						



UC Santa Barbara 1, Stanford 0

August 28, 2015 • Santa Barbara, Calif.

	<u>1</u>	<u>2</u>	<u>F</u>
Stanford	0	0	0
UCSB	1	0	1

Scoring Summary

UCSB - DePuy (Kim), 41:48

	<u>STAN</u>	<u>UCSB</u>
Shots	12	10
Saves	1	4
Corner Kicks	7	3
Fouls	19	20
Offsides	1	0

Attendance.....3,312

Stanford Record.....0-1-0

Stanford 1, Louisville 0

August 31, 2015 • Louisville, Ky.

	<u>1</u>	<u>2</u>	<u>F</u>
Stanford	0	1	1
Louisville	0	0	0

Scoring Summary

STAN - Morris (Thompson), 80:51

	<u>STAN</u>	<u>L'VILLE</u>
Shots	5	8
Saves	2	2
Corner Kicks	4	4
Fouls	17	9
Offsides	7	0

Attendance.....2,156

Stanford Record.....1-1-0

Stanford 1, Northeastern 0

September 4, 2015 • Stanford, Calif.

	<u>1</u>	<u>2</u>	<u>F</u>
Northeastern	0	0	0
Stanford	1	0	1

Scoring Summary

STAN - Meehan (unassisted), 37:38

	<u>STAN</u>	<u>NU</u>
Shots	16	9
Saves	2	4
Corner Kicks	6	4
Fouls	12	8
Offsides	0	0

Attendance.....546

Stanford Record.....2-1-0

Stanford 2, VCU 0

September 6, 2015 • Stanford, Calif.

	<u>1</u>	<u>2</u>	<u>F</u>
Northeastern	0	0	0
Stanford	1	1	2

Scoring Summary

STAN - Langsdorf (Baird, E. Verso), 26:58

STAN - Mosharrafa (Langsdorf, E. Verso), 67:35

	<u>STAN</u>	<u>VCU</u>
Shots	18	9
Saves	2	1
Corner Kicks	10	0
Fouls	16	13
Offsides	2	0

Attendance.....671

Stanford Record.....3-1-0

Stanford 1, SJSU 0

September 10, 2015 • Stanford, Calif.

	<u>1</u>	<u>2</u>	<u>F</u>
SJSU	0	0	0
Stanford	1	0	1

Scoring Summary

STAN - Langsdorf (Baird), 32:12

	<u>STAN</u>	<u>SJSU</u>
Shots	22	7
Saves	2	2
Corner Kicks	8	1
Fouls	8	8
Offsides	1	2

Attendance.....1587

Stanford Record.....4-1-0

Stanford 3, SMU 2 (OT2)

September 13, 2015 • Dallas, Texas

	<u>1</u>	<u>2</u>	<u>OT</u>	<u>OT2</u>	<u>F</u>
Stanford	1	1	0	1	3
SMU	0	2	0	0	2

Scoring Summary

STAN - Vincent (penalty kick), 9:32

STAN - Morris (Skundrich, E. Verso), 46:51

SMU - Boorum (Lee), 61:26

SMU - Cichero (unassisted), 87:02

STAN - E. Verso (Baird), 107:48


	<u>STAN</u>	<u>SMU</u>
Shots	16	7
Saves	2	2
Corner Kicks	6	2
Fouls	9	6
Offsides	1	0

Attendance.....665

Stanford Record.....5-1-0



TV/RADIO ROSTER



#1 • ANDREW EPSTEIN
GK • 6-0 • JR
FORT COLLINS, COLO.
POUDRE



#2 • FOSTER LANGSDORF
MF • 5-10 • SO
VANCOUVER, WASH.
MOUNTAIN VIEW



#3 • BRANDON VINCENT
D • 5-11 • SR
VALENCIA, CALIF.
WEST RANCH



#4 • TOMAS HILLIARD-ARCE
D • 6-1 • SO
MATTHEWS, N.C.
PROVIDENCE DAY SCHOOL



#5 • SLATER MEEHAN
MF • 5-11 • SR
SOQUEL, CALIF.
SANTA CRUZ



#6 • TREVOR HYMAN
MF • 5-10 • JR
IRVINE, CALIF.
VISTA GRANDE



#7 • TY THOMPSON
MF • 5-8 • SR
SACRAMENTO, CALIF.
GRANITE BAY



#8 • BRIAN NANA-SINKAM
D • 5-11 • JR
LITITZ, PA.
MANHEIM TOWNSHIP



#9 • MARK VERSO
F • 6-1 • JR
LOS ANGELES, CALIF.
ST. FRANCIS




#10 • COREY BAIRD
MF • 5-11 • SO
ESCONDIDO, CALIF.
VISTA GRANDE



#11 • AMIR BASHTI
MF • 5-9 • FR
CUPERTINO, CALIF.
MONTA VISTA



#12 • DREW SKUNDRICH
D • 5-11 • SO
LANCASTER, PA.
HEMPFIELD



#13 • JORDAN MORRIS
F • 5-11 • JR
MERCER ISLAND, WASH.
MERCER ISLAND



#14 • JUSTIN KAHL
MF • 6-0 • FR
CHARLOTTE, N.C.
PROVIDENCE DAY




#15 • ERIC VERSO
F • 5-10 • RS SR
LOS ANGELES, CALIF.
ST. FRANCIS



#16 • COLIN HYATT
MF • 6-4 • FR
SANTA BARBARA, CALIF.
SANTA BARBARA



#20 • CHARLIE FURRER
GK • 6-2 • FR
GEORGETOWN, TEXAS
LONE STAR




#21 • TANNER BEASON
D • 6-0 • FR
WINSTON-SALEM, N.C.
FORSYTH COUNTRY DAY



#23 • SAM WERNER
MF • 5-10 • RS FR
BOZEMAN, MONT.
BOZEMAN



#24 • ADRIAN ALABI
F • 5-11 • SR
SNELLVILLE, GA.
BROOKWOOD



#26 • ADAM MOSHARRAFA
D • 6-2 • RS FR
PARADISE VALLEY, ARIZ.
BROPHY



#28 • COLLIN LIBERTY
D • 6-0 • RS FR
VAN NUYS, CALIF.
CLEVELAND



#29 • BRYCE MARION
F • 5-7 • FR
CYPRESS, TEXAS
CY RANCH



#30 • NICO CORTI
GK • 6-2 • JR
WESTLAKE VILLAGE, CALIF.
AGOURA



#31 • PIERCE ASHWORTH
GK • 6-1 • FR
LAGUNA BEACH, CALIF.
LAGUNA BEACH



JEREMY GUNN
HEAD COACH



JOHN SMITH
ASSOCIATE HEAD COACH



NICK KIRCHHOF
ASSISTANT COACH



BEN GRAHAM
VOLUNTEER ASSISTANT

