

# NCAA Gymnastics Score Sheet

Teams: Home \*Stanford University Visitor San Jose State University

Date Jan 24, 2016 Place Gymtowne Gymnastics Attendance 1141

Name		1	2	3	4	nd	AVE	Name		1	2	3	4	nd	AVE
V A U L T	1 Danielle McNair	143	9.80	9.80			9.800	1 Hannah Gilbert	121	9.70	9.75				9.725
	2 Taylor Rice	146	9.90	9.80			9.850	2 Kaitlin Won	134	9.70	9.75				9.725
	3 Taryn Fitzgerald	137	9.75	9.85			9.800	3 Maddie Herr	123	9.75	9.70				9.725
	4 Nikki McNair	144	9.75	9.85			9.800	4 Elie Pascoe-Long	128	9.75	9.70				9.725
	5 Elizabeth Price	145	9.95	9.90			9.925	5 Josalyn Ray	129	9.75	9.75				9.750
	6 Melissa Chuang	135	9.60	9.65			9.625	6 Erica Matos	125	9.80	9.75				9.775

Vault Score: **49.175** Running Score: **49.175** Vault Score: **48.700** Running Score: **48.700**

B A R S	1 Nikki McNair	144	9.90	9.85			9.875	1 Kaitlin Won	134	9.85	9.75				9.800
	2 Taylor Rice	146	9.30	9.15			9.225	2 Alyssa Kaschak	124	9.80	9.80				9.800
	3 Danielle McNair	143	9.80	9.75			9.775	3 Haleigh Shepard	132	9.75	9.65				9.700
	4 Dare Maxwell	142	9.85	9.80			9.825	4 Marissa Unpingco	133	9.85	9.70				9.775
	5 Elizabeth Price	145	9.95	9.90			9.925	5 Allison Bellingham	118	9.80	9.70				9.750
	6 Ivana Hong	141	9.80	9.80			9.800	6 Maddie Herr	123	9.10	9.00				9.050

Bars Score: **49.200** Running Score: **98.375** Bars Score: **48.825** Running Score: **97.525**

B E A M	1 Nikki McNair	144	9.85	9.80			9.825	1 Kaitlin Won	134	9.20	9.05				9.125
	2 Taryn Fitzgerald	137	9.80	9.80			9.800	2 Amy Bellingham	119	9.60	9.70				9.650
	3 Taylor Rice	146	8.50	8.70			8.600	3 Alisa Bogdan	120	9.70	9.60				9.650
	4 Ivana Hong	141	9.95	9.90			9.925	4 Allison Bellingham	118	9.75	9.75				9.750
	5 Elizabeth Price	145	9.85	9.80			9.825	5 Maddie Herr	123	9.80	9.70				9.750
	6 Melissa Chuang	135	9.85	9.90			9.875	6 Marissa Unpingco	133	9.85	9.85				9.850

Beam Score: **49.250** Running Score: **147.625** Beam Score: **48.650** Running Score: **146.175**

F L O O R	1 Jenna Frowein	138	9.85	9.75			9.800	1 Haleigh Shepard	132	9.75	9.65				9.700
	2 Taryn Fitzgerald	137	9.70	9.75			9.725	2 Alisa Bogdan	120	9.75	9.80				9.775
	3 Melissa Chuang	135	9.80	9.85			9.825	3 Erica Matos	125	9.70	9.75				9.725
	4 Taylor Rice	146	9.70	9.70			9.700	4 Kaitlin Won	134	9.55	9.70				9.625
	5 Haley Spector	147	9.80	9.85			9.825	5 Maddie Herr	123	9.85	9.65				9.750
	6 Elizabeth Price	145	9.90	9.85			9.875	6 Elie Pascoe-Long	128	9.75	9.75				9.750

Floor Score: **49.050** Running Score: **196.675** Floor Score: **48.700** Running Score: **194.875**

Final Team Score: 196.675

Final Team Score: 194.875

**All-Arounders**

**All-Arounders**

V T	Price	Rice					Herr	Won					
	9.925	9.850					9.725	9.725					
	9.925	9.225					9.050	9.800					
	9.825	8.600					9.750	9.125					
	9.875	9.700					9.750	9.625					
	39.550	37.375					38.275	38.275					

Judge's Signatures: \*VT Melissa DeWane (National) \*UB Donna Franzini (National) \*BB Dhanna Jones (National) \*FX Celeste Hamil (National)  
 \* Head Judge  
 VT Evelyn Parais (National) UB Laurie Ann Balerud (National) BB Dhanna Jones (National) FX Diana Latimore (National)  
 Coach's Signature \_\_\_\_\_ Coach's Signature \_\_\_\_\_

# NCAA Gymnastics Score Sheet

Teams: Home University Of California Berkeley Visitor \_\_\_\_\_

Date Jan 24, 2016 Place Gymtowne Gymnastics Attendance 1141

Name		1	2	3	4	nd	AVE	Name		1	2	3	4	nd	AVE
V A U L T	1 Desiree Palomares 110	9.75	9.80				9.775								
	2 Charlie Owens 109	9.85	9.75				9.800								
	3 Alicia Gallarzo 103	9.80	9.80				9.800								
	4 Arianna Robinson 148	9.80	9.85				9.825								
	5 Emily Richardson 111	9.80	9.85				9.825								
	6 Toni-Ann Williams 117	9.85	9.90				9.875								

Vault Score: **49.125** Running Score: **49.125** Vault Score: **0.000** Running Score: **0.000**

B A R S	1 Emily Richardson 111	9.80	9.75				9.775								
	2 Yuleen Sternberg 115	8.60	8.50				8.550								
	3 Amber Takara 116	9.85	9.80				9.825								
	4 Jessica Howe 107	9.45	9.25				9.350								
	5 Toni-Ann Williams 117	9.85	9.85				9.850								
	6 Alicia Gallarzo 103	9.70	9.75				9.725								

Bars Score: **48.525** Running Score: **97.650** Bars Score: **0.000** Running Score: **0.000**

B E A M	1 Sofie Sehnacht 112	9.80	9.80				9.800								
	2 Charlie Owens 109	9.85	9.85				9.850								
	3 Toni-Ann Williams 117	9.10	9.20				9.150								
	4 Jessica Howe 107	9.85	9.75				9.800								
	5 Desiree Palomares 110	9.70	9.65				9.675								
	6 Zoe Draghi 102	9.70	9.70				9.700								

Beam Score: **48.825** Running Score: **146.475** Beam Score: **0.000** Running Score: **0.000**

F L O O R	1 Charlie Owens 109	9.80	9.75				9.775								
	2 Desiree Palomares 110	9.20	9.20				9.200								
	3 Arianna Robinson 148	9.75	9.75				9.750								
	4 Jessica Howe 107	9.85	9.80				9.825								
	5 Zoe Draghi 102	9.90	9.90				9.900								
	6 Toni-Ann Williams 117	9.90	9.95				9.925								

Floor Score: **49.175** Running Score: **195.650** Floor Score: **0.000** Running Score: **0.000**

Final Team Score: 195.650

Final Team Score: 0.000

**All-Arounders**

**All-Arounders**

V T U B B B F X A A	Williams														
	9.875														
	9.850														
	9.150														
	9.925														
38.800															

Judge's Signatures: \*VT Megan DeWane (National) \*UB Donna Frizzini (National) \*BB Donna Jones (National) \*FX Celeste Hamill (National)  
 \* Head Judge VT Evelyn Paradis (National) UB Launa Ann Balerud (National) BB Dianne Robinson (National) FX Diana Lattimore (National)  
 Coach's Signature [Signature] Coach's Signature \_\_\_\_\_

# Stanford Vs SJSU Vs CAL

## Event Results - Vault

Jan 24, 2016

Page: 1  
Printed: 1/24/2016 4:11:58 PM

Women / C  
Session: 1



Rank	Num	Name	Gym	Start	Score	Out
1	145	Elizabeth Price	Stanford	—.—	<b>9.925</b>	0.000
2	117	Toni-Ann Williams	CAL	—.—	<b>9.875</b>	0.050
3	146	Taylor Rice	Stanford	—.—	<b>9.850</b>	0.075
4T	111	Emily Richardson	CAL	—.—	<b>9.825</b>	0.100
4T	148	Arianna Robinson	CAL	—.—	<b>9.825</b>	0.100
6T	109	Charlie Owens	CAL	—.—	<b>9.800</b>	0.125
6T	144	Nikki McNair	Stanford	—.—	<b>9.800</b>	0.125
6T	137	Taryn Fitzgerald	Stanford	—.—	<b>9.800</b>	0.125
6T	143	Danielle McNair	Stanford	—.—	<b>9.800</b>	0.125
6T	103	Alicia Gallarzo	CAL	—.—	<b>9.800</b>	0.125
11T	110	Desiree Palomares	CAL	—.—	<b>9.775</b>	0.150
11T	125	Erica Matos	SJSU	—.—	<b>9.775</b>	0.150
13	129	Josalyn Ray	SJSU	—.—	<b>9.750</b>	0.175
14*	134	Kaitlin Won	SJSU	—.—	<b>9.725</b>	0.200
14*	123	Maddie Herr	SJSU	—.—	<b>9.725</b>	0.200
14T	128	Ellie Pascoe-Long	SJSU	—.—	<b>9.725</b>	0.200
14T	121	Hannah Gilbert	SJSU	—.—	<b>9.725</b>	0.200
18	135	Melissa Chuang	Stanford	—.—	<b>9.625</b>	0.300

# Stanford Vs SJSU Vs CAL

## Event Results - Bars

Jan 24, 2016

Page: 1  
Printed: 1/24/2016 4:11:59 PM

Women / C  
Session: 1



Rank	Num	Name	Gym	Start	Score	Out
1	145	Elizabeth Price	Stanford	—.—	<b>9.925</b>	0.000
2	144	Nikki McNair	Stanford	—.—	<b>9.875</b>	0.050
3	117	Toni-Ann Williams	CAL	—.—	<b>9.850</b>	0.075
4*	142	Dare Maxwell	Stanford	—.—	<b>9.825</b>	0.100
4*	116	Amber Takara	CAL	—.—	<b>9.825</b>	0.100
6T	134	Kaitlin Won	SJSU	—.—	<b>9.800</b>	0.125
6T	141	Ivana Hong	Stanford	—.—	<b>9.800</b>	0.125
6T	124	Alyssa Kaschak	SJSU	—.—	<b>9.800</b>	0.125
9T	133	Marissa Unpingco	SJSU	—.—	<b>9.775</b>	0.150
9T	111	Emily Richardson	CAL	—.—	<b>9.775</b>	0.150
9T	143	Danielle McNair	Stanford	—.—	<b>9.775</b>	0.150
12	118	Allison Bellingham	SJSU	—.—	<b>9.750</b>	0.175
13	103	Alicia Gallarzo	CAL	—.—	<b>9.725</b>	0.200
14	132	Haleigh Shepard	SJSU	—.—	<b>9.700</b>	0.225
15	107	Jessica Howe	CAL	—.—	<b>9.350</b>	0.575
16	146	Taylor Rice	Stanford	—.—	<b>9.225</b>	0.700
17	123	Maddie Herr	SJSU	—.—	<b>9.050</b>	0.875
18	115	Yuleen Sternberg	CAL	—.—	<b>8.550</b>	1.375

# Stanford Vs SJSU Vs CAL

## Event Results - Beam

Jan 24, 2016

Page: 1  
Printed: 1/24/2016 4:12:00 PM

Women / C  
Session: 1



Rank	Num	Name	Gym	Start	Score	Out
1	141	Ivana Hong	Stanford	—.	<b>9.925</b>	0.000
2	135	Melissa Chuang	Stanford	—.	<b>9.875</b>	0.050
3T	109	Charlie Owens	CAL	—.	<b>9.850</b>	0.075
3T	133	Marissa Unpingco	SJSU	—.	<b>9.850</b>	0.075
5T	145	Elizabeth Price	Stanford	—.	<b>9.825</b>	0.100
5T	144	Nikki McNair	Stanford	—.	<b>9.825</b>	0.100
7T	137	Taryn Fitzgerald	Stanford	—.	<b>9.800</b>	0.125
7T	107	Jessica Howe	CAL	—.	<b>9.800</b>	0.125
7T	112	Sofie Seilnacht	CAL	—.	<b>9.800</b>	0.125
10T	123	Maddie Herr	SJSU	—.	<b>9.750</b>	0.175
10T	118	Allison Bellingham	SJSU	—.	<b>9.750</b>	0.175
12	102	Zoe Draghi	CAL	—.	<b>9.700</b>	0.225
13	110	Desiree Palomares	CAL	—.	<b>9.675</b>	0.250
14T	120	Alisa Bogdan	SJSU	—.	<b>9.650</b>	0.275
14T	119	Amy Bellingham	SJSU	—.	<b>9.650</b>	0.275
16	117	Toni-Ann Williams	CAL	—.	<b>9.150</b>	0.775
17	134	Kaitlin Won	SJSU	—.	<b>9.125</b>	0.800
18	146	Taylor Rice	Stanford	—.	<b>8.600</b>	1.325

# Stanford Vs SJSU Vs CAL

## Event Results - Floor

Jan 24, 2016

Page: 1  
Printed: 1/24/2016 4:12:01 PM

Women / C  
Session: 1



Rank	Num	Name	Gym	Start	Score	Out
1	117	Toni-Ann Williams	CAL	—.—	<b>9.925</b>	0.000
2	102	Zoe Draghi	CAL	—.—	<b>9.900</b>	0.025
3	145	Elizabeth Price	Stanford	—.—	<b>9.875</b>	0.050
4T	135	Melissa Chuang	Stanford	—.—	<b>9.825</b>	0.100
4T	107	Jessica Howe	CAL	—.—	<b>9.825</b>	0.100
4T	147	Haley Spector	Stanford	—.—	<b>9.825</b>	0.100
7	138	Jenna Frowein	Stanford	—.—	<b>9.800</b>	0.125
8T	109	Charlie Owens	CAL	—.—	<b>9.775</b>	0.150
8T	120	Alisa Bogdan	SJSU	—.—	<b>9.775</b>	0.150
10T	123	Maddie Herr	SJSU	—.—	<b>9.750</b>	0.175
10T	148	Arianna Robinson	CAL	—.—	<b>9.750</b>	0.175
10T	128	Ellie Pascoe-Long	SJSU	—.—	<b>9.750</b>	0.175
13T	137	Taryn Fitzgerald	Stanford	—.—	<b>9.725</b>	0.200
13T	125	Erica Matos	SJSU	—.—	<b>9.725</b>	0.200
15T	146	Taylor Rice	Stanford	—.—	<b>9.700</b>	0.225
15T	132	Haleigh Shepard	SJSU	—.—	<b>9.700</b>	0.225
17	134	Kaitlin Won	SJSU	—.—	<b>9.625</b>	0.300
18	110	Desiree Palomares	CAL	—.—	<b>9.200</b>	0.725





# Stanford Vs SJSU Vs CAL

## Event Results - AA

Jan 24, 2016

Page: 1  
Printed: 1/24/2016 4:12:01 PM

Women / C  
Session: 1

Rank	Num	Name	Gym					AA
1	145	Elizabeth Price	Stanford	9.925	9.925	9.825	9.875	39.550
2	117	Toni-Ann Williams	CAL	9.875	9.850	9.150	9.925	38.800
3T	134	Kaitlin Won	SJSU	9.725	9.800	9.125	9.625	38.275
3T	123	Maddie Herr	SJSU	9.725	9.050	9.750	9.750	38.275
5	146	Taylor Rice	Stanford	9.850	9.225	8.600	9.700	37.375