

NCAA Gymnastics Score Sheet

2:14 pm

Teams: Home Cal Men's Gymnastics Visitor Ohio State University

Date Jan 24, 2016 Place Haas Pavilion Attendance 0

		D						AVE																		
		1	2	3	4	nd	AVE			D						AVE										
FLOOR	1	Michael Rauchwerger	131	5.00	8.00	7.60						12.800	1	Alex Wilson	101	5.80	8.70	8.50								14.400
	2	Aaron Mah	132	5.40	9.30	9.20						14.650	2	Andrew Teal	102	5.70	8.90	8.90								14.600
	3	Yordan Aleksandrov	133	5.60	8.90	8.60						14.350	3	Alec Yoder	103	6.10	8.70	8.60								14.750
	4	Nicholas Del Junco	134	5.60	9.00	9.10						14.650	4	Tristan Burke	104	6.00	8.90	9.00								14.950
	5	Kyle Zemeir	135	6.10	7.80	8.00						14.000	5	Jake Martin	105	6.10	7.70	7.80								13.850
	6	Kevin Wolting	136	6.00	9.00	9.10						15.050	6	Emeric Quade	106	5.80	8.30	8.20								14.050

Floor Score: **72.700** Running Score: **72.700** Floor Score: **72.750** Running Score: **72.750**

		D						AVE																	
POMMEL	1	Adam Young	143	5.30	7.00	6.90						12.250	1	Logan Melander	107	5.40	8.50	8.20							13.750
	2	Yordan Aleksandrov	133	4.70	7.20	7.60						12.100	2	Cody Teaney	108	5.50	7.40	7.70							13.050
	3	Michael Diliberto	137	5.00	8.30	8.50						13.400	3	Brandon Jacoby	109	5.70	8.10	8.10							13.800
	4	Kyle Zemeir	135	5.20	7.70	7.60						12.850	4	Alec Yoder	103	6.10	9.00	9.30							15.250
	5	Kevin Wolting	136	5.60	8.40	8.40						14.000	5	Jake Martin	105	5.60	8.80	8.50							14.250
	6	Takahiro Kawada	139	5.90	8.40	8.30						14.250	6	Donald Yeager	110	5.90	8.00	8.10							13.950

Pommel Score: **66.750** Running Score: **139.450** Pommel Score: **71.000** Running Score: **143.750**

		D						AVE																	
RINGS	1	Michael Diliberto	137	5.20	8.80	8.90						14.050	1	Ryan Lemezis	111	5.80	8.90	8.90							14.700
	2	Harrison Plate	141	5.10	8.70	8.60						13.750	2	Evan Eigner	112	5.50	8.80	9.00							14.400
	3	Gagik Gharibyan	140	4.70	9.20	9.00						13.800	3	Alex Wilson	101	4.90	7.40	7.50							12.350
	4	Yordan Aleksandrov	133	5.20	9.10	9.00						14.250	4	Alec Yoder	103	5.90	9.30	9.20							15.150
	5	Kevin Wolting	136	5.30	9.60	9.40						14.800	5	Tristan Burke	104	5.70	8.90	8.70							14.500
	6	Kyle Zemeir	135	5.20	9.00	9.20						14.300	6	Cody Teaney	108	6.30	8.90	8.60							15.050

Rings Score: **71.200** Running Score: **210.650** Rings Score: **73.800** Running Score: **217.550**

		D						AVE																	
VAULT	1	Adam Young	143	4.80	8.90	9.20						13.850	1	Logan Melander	107	5.20	9.30	9.40							14.550
	2	Michael Rauchwerger	131	5.30	9.10	9.20						14.450	2	Andrew Teal	102	5.20	9.00	9.00							14.200
	3	Yordan Aleksandrov	133	4.80	9.40	9.50						14.250	3	Alec Yoder	103	5.20	9.10	9.30							14.400
	4	Kevin Ko	142	5.20	9.00	8.90						14.150	4	Tristan Burke	104	5.60	8.90	9.00							14.550
	5	Kyle Zemeir	135	5.60	8.90	9.00						14.550	5	Jake Martin	105	5.20	9.30	9.40							14.550
	6	Kevin Wolting	136	5.60	9.60	9.60						15.200	6	Alex Wilson	101	5.60	9.50	9.40							15.050

Vault Score: **72.600** Running Score: **283.250** Vault Score: **73.100** Running Score: **290.650**

		D						AVE																	
PARALLEL BARS	1	Kevin Ko	142	5.50	8.70	8.80						14.250	1	Seth Delbridge	113	5.80	8.80	8.50							14.450
	2	Michael Diliberto	137	5.30	8.00	7.60						13.100	2	Andrew Rickly	114	5.80	8.60	8.70							14.450
	3	Gagik Gharibyan	140	5.40	6.60	6.60						12.000	3	Tristan Burke	104	5.60	8.60	8.70							14.250
	4	Kevin Wolting	136	4.90	9.50	9.50						14.400	4	Jake Martin	105	5.80	7.20	7.00							12.900
	5	Kyle Zemeir	135	5.70	9.00	8.80						14.600	5	Alex Johnson	115	5.70	9.00	8.80							14.600
	6	Yordan Aleksandrov	133	6.10	8.40	8.60						14.600	6	Alex Wilson	101	5.80	8.80	8.80							14.600

P. Bar Score: **70.950** Running Score: **354.200** P. Bar Score: **72.350** Running Score: **363.000**

		D						AVE																	
HORIZONTAL BARS	1	Kevin Ko	142	5.40	9.20	9.20						14.600	1	Seth Delbridge	113	5.80	9.00	9.10							14.850
	2	Aaron Mah	132	5.30	8.20	8.20						13.500	2	Donald Yeager	110	5.80	8.30	8.30							14.100
	3	Gagik Gharibyan	140	5.40	9.30	9.30						14.700	3	Alec Yoder	103	5.70	8.80	8.70							14.450
	4	Yordan Aleksandrov	133	5.70	9.00	8.90						14.650	4	Jake Martin	105	6.20	8.20	8.40							14.500
	5	Kyle Zemeir	135	5.50	8.00	8.30						13.650	5	Andrew Rickly	114	6.00	8.60	8.70							14.650
	6	Kevin Wolting	136	5.70	7.50	7.80						13.350	6	Alex Johnson	115	5.40	8.10	8.10							13.500

H. Bar Score: **71.100** Running Score: **425.300** H. Bar Score: **72.550** Running Score: **435.550**







Final Team Score: 425.300







Final Team Score: 435.550



All-Arounders

All-Arounders

	Aleksandrov	Zemeir	Wolting											
FX	14.350	14.000	15.050											
PH	12.100	12.850	14.000											
SR	14.250	14.300	14.800											
VT	14.250	14.550	15.200											
PB	14.600	14.600	14.400											
HB	14.650	13.650	13.350											
AA	84.200	83.950	86.800											

Judge's Signatures *FX  *PH  *SR  *VT  *PB  *HB 

*Head Judge FX  PH  SR  VT  PB  HB 

Coach's Signature  Coach's Signature 

NCAA Gymnastics Score Sheet

Teams: Home Stanfor Men's Gymnastics Visitor _____

Date Jan 24, 2016 Place Haas Pavilion Attendance 0

Name		D	1	2	3	4	nd	AVE	Name		D	1	2	3	4	nd	AVE
FLOOR	1 Drew Burton	116	5.80	8.30	8.20			14.050									
	2 Robert Neff	117	5.90	8.40	8.20			14.200									
	3 Ryan Sheppard	118	5.70	9.10	9.20			14.850									
	4 Akash Modi	119	6.70	9.30	9.30			16.000									
	5 Gabe Flores	120	6.20	9.40	9.40			15.600									
	6 Taylor Seaton	121	6.10	9.30	9.10			15.300									

Floor Score: **75.950** Running Score: **75.950** Floor Score: **0.000** Running Score: **0.000**

Pommel	1 Ryan Sheppard	118	5.60	8.80	9.00			14.500									
	2 Drew Willoughby	122	5.40	8.80	8.90			14.250									
	3 Akash Modi	119	6.40	8.90	9.10			15.400									
	4 Andrew Misiolek	123	6.00	8.70	8.60			14.650									
	5 Brian Knott	124	6.10	9.10	8.90			15.100									
	6 Luke Sturm	125	4.90	8.90	8.90			13.800									

Pommel Score: **73.900** Running Score: **149.850** Pommel Score: **0.000** Running Score: **0.000**

Rings	1 Drew Burton	116	5.20	8.50	8.30			13.600									
	2 Ryan Sheppard	118	5.30	9.40	9.20			14.600									
	3 Taylor Seaton	121	5.50	9.60	9.50			15.050									
	4 Akash Modi	119	5.50	8.70	8.50			14.100									
	5 Jordan DeClerk	126	5.40	9.00	8.90			14.350									
	6 Dennis Zaremski	127	6.50	8.30	8.50			14.900									

Rings Score: **73.000** Running Score: **222.850** Rings Score: **0.000** Running Score: **0.000**

Vault	1 Gareth Weiss	128	5.20	8.90	8.80			14.050									
	2 Grant Breckenridge	129	5.30	9.40	9.40			14.700									
	3 Robert Neff	117	5.20	9.30	9.20			14.450									
	4 Akash Modi	119	5.60	8.70	8.60			14.250									
	5 Gabe Flores	120	5.60	9.10	9.10			14.700									
	6 Taylor Seaton	121	5.60	9.60	9.60			15.200									

Vault Score: **73.300** Running Score: **296.150** Vault Score: **0.000** Running Score: **0.000**

P Bar	1 Grant Breckenridge	129	5.50	9.00	8.90			14.450									
	2 Robert Neff	117	5.50	9.40	9.40			14.900									
	3 Ryan Sheppard	118	6.20	8.70	8.90			15.000									
	4 Dennis Zaremski	127	6.20	8.70	8.40			14.750									
	5 Akash Modi	119	6.60	8.60	8.70			15.250									
	6 Brian Knott	124	6.00	8.10	7.80			13.950									

P. Bar Score: **74.350** Running Score: **370.500** P. Bar Score: **0.000** Running Score: **0.000**

H Bar	1 Grant Breckenridge	129	5.60	9.00	9.20			14.700									
	2 Ryan Sheppard	118	5.80	9.20	9.10			14.950									
	3 Robert Neff	117	5.90	9.10	9.10			15.000									
	4 Akash Modi	119	6.60	8.80	9.10			15.550									
	5 Taylor Seaton	121	5.70	9.10	9.00			14.750									
	6 Brian Knott	124	5.40	9.40	9.40			14.800									

H. Bar Score: **75.050** Running Score: **445.550** H. Bar Score: **0.000** Running Score: **0.000**







Final Team Score: 445.550







Final Team Score: 0.000


All-Arounders

All-Arounders

	Sheppard	Modi															
FX	14.850	16.000															
PH	14.500	15.400															
SR	14.600	14.100															
VT	14.400	14.250															
PB	15.000	15.250															
HB	14.950	15.550															
AA	88.300	90.550															

Judge's Signatures * FX  * PH  * SR  * VT  * PB  * HB 

* Head Judge FX  PH  SR  VT  PB  HB 

Coach's Signature  Coach's Signature 