

# STANFORD

## MEN'S BASKETBALL

Stanford Athletic Communications  
 Doug Drabik • Assistant Director  
 Cell: 650.683.5528  
 ddrabik@stanford.edu

Washington • March 9 • MGM Grand Garden Arena • Las Vegas, Nev. • 12 p.m. PT • Pac-12 Networks

### RESULTS

Overall .....	15-14
Pac-12 .....	8-10
Home .....	12-5
Away .....	2-8
Neutral .....	1-1

### SCHEDULE

<b>N13</b>	<b>Green Bay (1)</b> .....	<b>W, 93-89 (OT)</b>
<b>N15</b>	<b>Charleston Southern (1)</b> .....	<b>W, 93-59</b>
<b>N19</b>	<b>SMU [ESPN2]</b> .....	<b>L, 85-70</b>
<b>N22</b>	at Saint Mary's [ESPNU] .....	L, 78-61
<b>N26</b>	vs. #8/9 Villanova (2) [ESPN2] .....	L, 59-45
<b>N27</b>	vs. Arkansas (2) [ESPNU] .....	W, 69-66
<b>D12</b>	<b>Dartmouth [P12NET]</b> .....	<b>W, 64-50</b>
<b>D15</b>	<b>DePaul [FS1]</b> .....	<b>W, 79-60</b>
<b>D19</b>	<b>RV/RV Texas [ESPN2]</b> .....	<b>L, 75-73</b>
<b>D21</b>	<b>Sacramento State [P12NET]</b> .....	<b>W, 70-60</b>
<b>D27</b>	<b>Carroll College [P12NET]</b> .....	<b>W, 83-38</b>
<b>J1</b>	<b>#21/22 Utah [ESPNU]</b> .....	<b>W, 70-68 (OT)</b>
<b>J3</b>	<b>RV/RV Colorado [ESPNU]</b> .....	<b>L, 56-55</b>
<b>J6</b>	at RV/RV Oregon State [ESPNU] .....	W, 78-72
<b>J10</b>	at RV/RV Oregon [ESPNU] .....	L, 71-58
<b>J14</b>	<b>-/RV California [FS1]</b> .....	<b>W, 77-71</b>
<b>J21</b>	<b>#12/11 Arizona [P12NET]</b> .....	<b>L, 71-57</b>
<b>J23</b>	<b>Arizona State [P12NET]</b> .....	<b>W, 75-73</b>
<b>J27</b>	at RV/- Colorado [P12NET] .....	L, 91-75
<b>J30</b>	at RV/RV Utah [P12NET] .....	L, 96-74
<b>F6</b>	at -/RV California [ESPN2] .....	L, 76-61
<b>F11</b>	<b>Oregon State [FS1]</b> .....	<b>L, 62-50</b>
<b>F13</b>	<b>#11/12 Oregon [P12NET]</b> .....	<b>W, 76-72</b>
<b>F18</b>	at Washington State [P12NET] .....	W, 72-56
<b>F20</b>	at Washington [P12NET] .....	L, 64-53
<b>F25</b>	<b>USC [P12NET]</b> .....	<b>W, 84-64</b>
<b>F27</b>	<b>UCLA [FOX]</b> .....	<b>W, 79-70</b>
<b>M3</b>	at Arizona State [FS1] .....	L, 74-64
<b>M5</b>	at #18/16 Arizona [CBS] .....	L, 94-62
<b>M9</b>	Washington [P12NET] (3) .....	12 p.m.

All Times Pacific | Pac-12 Conference | Home games in **BOLD**  
 (1) NIT Season Tip-Off - campus sites - Stanford, Calif.  
 (2) NIT Season Tip-Off - Barclays Center - Brooklyn, N.Y.  
 (3) Pac-12 Tournament - MGM Grand Garden Arena - Las Vegas, Nev.

### PROJECTED LINEUP

No.	Name	Pos.	Yr.	Ht.	Wt.	PPG.	RPG.	Notes
21	Cameron Walker	F	Fr.	6-7	200	1.3	1.3	First career start last time at Arizona last time out (10.7 mpg overall)
11	Dorian Pickens	G	So.	6-5	210	12.2	3.6	Started last time out at Arizona after coming off the bench the previous six games
25	Rosco Allen	F	Sr.	6-9	220	15.7	6.3	Fifth in the Pac-12 in scoring in conference games (16.8 ppg), ninth overall
10	Michael Humphrey	F	So.	6-9	218	10.4	6.4	Ninth in the Pac-12 in blocks (1.3 bpg), averaging 15.5 ppg in last six games
30	Grant Verhoeven	C	Sr.	6-9	245	3.2	2.1	Career-high 13 points against Oregon, has started last seven games

### OFF THE BENCH

15	Marcus Allen	G	Jr.	6-3	190	11.0	3.7	Sixth in the Pac-12 in steals (1.4 spg), third on team in scoring (regular starters)
3	Malcolm Allen	G	Jr.	6-1	180	2.3	0.7	Averaging 11.6 minutes, started two games
14	Marcus Sheffield	G	Fr.	6-5	180	6.1	2.3	Averaging 16.8 minutes, missed two games on the year, including last contest
20	Josh Sharma	C	Fr.	7-0	210	2.0	1.6	Has scored 19 of his 50 points on the season in the last five games
12	Josh Hanson	G	So.	6-1	175	0.0	0.3	Walk-on who has appeared in four games, last saw action against USC (Feb. 27)



No. 9 seed Stanford ..... 15-14, 8-10 Pac-12  
 No. 8 seed Washington..... 17-13, 9-9 Pac-12  
 Series Record..... Stanford leads, 74-70  
 Location ..... Las Vegas, Nev. • MGM Grand Garden Arena [16,800]  
 Television.... Pac-12 Networks [Kevin Calabro, Don MacLean, Jill Savage]  
 Radio.....KNBR 1050 AM [John Platz, Scott Reiss]



### PAC-12 TOURNAMENT OPENER

Stanford earned the No. 9 seed in the Pac-12 Tournament after it completed the regular season 15-14 overall and 8-10 in the conference. The Cardinal faces eighth-seeded Washington at 12 p.m. PT Wednesday in the event's opening game. The winner faces Oregon in the quarterfinals.

### WE MEET AGAIN

Stanford and Washington meet in a Pac-12 Tournament opening-round game for the second year in a row. In the 2015 Pac-12 Tournament, Chasson Randle hit a three-pointer with 2.4 seconds left to lift sixth-seeded Stanford to a 71-69 win over 11th-seeded Washington.

### THE CARDINAL IN THE CONFERENCE TOURNAMENT

- Stanford owns a 16-17 all-time record in the conference tournament.
- The Cardinal is 2-4 all-time against Washington in the conference tournament.
- Stanford defeated UW (77-66) March 13, 2004 to capture its only conference tournament title.
- Stanford enters the conference tournament as the No. 9 seed for only the second time.
- In its only other appearance as the No. 9 seed, Stanford defeated No. 8 seed Oregon State (62-54) in its opening-round game in 2009. It lost to Washington (85-73) in the quarterfinals.
- Johnny Dawkins owns a 6-7 all-time record in the conference tournament

### ROSCO ALLEN GARNERS FIRST TEAM ALL-PAC-12 HONORS

Senior Rosco Allen was a First Team All-Pac-12 selection by the league's head coaches. The science, technology & society major completed the regular season fifth in the conference in scoring during league action at 16.8 ppg. He was ninth in scoring overall at 15.7 ppg. Allen also ranked seventh in the Pac-12 in three-point field goals (1.9 per game) during the regular season.

### NOTABLE STATS ON ROSCO ALLEN

- Recorded a three-pointer in 23 consecutive games (streak ended at Arizona on March 5)
- Averaging 17.9 ppg over his last seven contests
- Averaging 13.2 points in the second half alone, over the last five games
- Posted three double-doubles this season, against California, Green Bay and Sacramento State
- Registered four of his seven career 20-point games in the last 12 contests



## QUICK FACTS

Location..... Stanford, Calif.  
 Founded..... 1891  
 Enrollment..... 16,795 (7,019 undergraduate)  
 Nickname..... Cardinal  
 Colors..... Cardinal and White  
 Conference..... Pac-12  
 President..... John Hennessy  
 Provost..... John Etchemendy  
 Director of Athletics..... Bernard Muir  
 Faculty Representative..... Pat Jones  
 Ticket Office Phone..... 1-800-STANFORD  
 Home Arena (Capacity)..... Maples Pavilion (7,233)  
 Website..... www.gostanford.com  
 Pac-12 Web Site..... www.pac-12.com

## HISTORY

First Year..... 1913-14  
 All-Time Record..... 1,484-1,111 (.572)  
 NCAA National Championships..... 1 (1942)  
 NCAA Tournament Appearances..... 17  
 NCAA Final Four Appearances..... 1998  
 Last NCAA Tournament Appearance..... 2014

## TEAM INFORMATION

2014-15 Record..... 24-13  
 ..... Home: 16-3 Away: 4-8 Neutral: 4-2  
 2014-15 Conference Record..... 9-9  
 Conference Finish..... t5th  
 Starters Returning/Lost..... 2/3  
 Letterwinners Returning/Lost..... 9/6

## COACHING STAFF

Anne and Tony Joseph Director of Men's Basketball..... Johnny Dawkins  
 Seasons..... Eighth at Stanford, Eighth overall  
 Alma Mater..... Duke '86  
 Stanford Record..... 156-114 (8th season)  
 Career Record..... 156-114 (8th season)  
 Assistant Coach..... Tim O'Toole (3rd season)  
 Alma Mater..... Fairfield '87  
 Assistant Coach..... Charles Payne (8th season)  
 Alma Mater..... Florida International '89  
 James C. Gaither Assistant Coach of Men's Basketball..... Mike Schrage (8th season)  
 Alma Mater..... Indiana '98

## SUPPORT STAFF

Director of Operations..... Jeff LaMere  
 Video Coordinator..... Roman DiPasquale  
 Director of External Relations..... Jared Todd  
 Athletic Trainer..... Tomoo Yamada  
 Sports Performance Coach..... Juan Pablo Reggiardo  
 Administrative Associate..... Samantha Rossi

## COMMUNICATIONS

Assistant AD/Communications..... Brian Risso  
 Asst. Dir. [MBB Contact]..... Doug Drabik  
 Asst. Dir. [Secondary MBB Contact]... Regina Verlengiere

## PRONUNCIATIONS

**AYO ADEDEJI**..... EYE-oh ah-D-G  
**Ian PROULX**..... Prew  
**Mike SCHRAGE**..... SHRAWG-ee  
**Alex SEUTIN**..... SOO-tin  
**Grant VERHOEVEN**..... Ver-WHO-vin

## AGAINST WASHINGTON

Stanford leads the all-time series, 74-70. The Cardinal had its three-game winning streak against the Huskies snapped with a 64-53 defeat in Seattle on Feb. 20. After dropping nine of his first 10 games against Washington, Johnny Dawkins has won four of his last six against the Huskies. The Cardinal won all three games against UW last year, including a 71-69 victory in the Pac-12 Tournament in Las Vegas.

## STRENGTH OF SCHEDULE

Stanford's schedule, the second-toughest in the nation in ESPN's Daily RPI on March 7, includes 17 games against RPI top-50 teams - tied with Kansas for the most in the nation on March 7. Stanford has five RPI top-50 wins already with victories over Oregon (4), Utah (8), California (15), Oregon State (30) and USC (45) in the RPI rankings on March 7. The Cardinal has played five top-25 teams in both the Coaches and Associated Press Poll national polls, with wins over No. 21/22 Utah and No. 11/12 Oregon.

## SOPHOMORE STANDOUTS

Sophomores Michael Humphrey and Dorian Pickens have each played in every game this season, combining for 44 starts on the year. In the Cardinal's last seven games, the duo has combined to average 28.6 ppg of Stanford's 70.0 ppg.

Player	Overall		Last Seven Games	
	Scoring	Minutes	Scoring	Minutes
Dorian Pickens	12.2	29.2	15.3	29.3
Michael Humphrey	10.4	24.5	13.3	30.0

## PICKENS MOST IMPROVED IN PAC-12

Sophomore Dorian Pickens owns the largest increase in scoring average from last season to this season among returning Pac-12 players. *Note: Colorado's George King redshirted last season.*

Player	School	Points (14-15)	Points (15-16)	Increase
Dorian Pickens	Stanford	2.0	12.2	10.2
Jakob Poeltl	Utah	9.1	17.5	8.4
Rosco Allen	Stanford	7.3	15.7	8.4

## MOST STEALS IN 19 YEARS

Stanford's 6.8 steals-per-game average is its highest since the 1996-97 season (6.9 spg). With 196 steals this season, the Cardinal is on pace to record at least 200 steals for the fourth time in the last five seasons. The 6.8 spg average is fourth-best in the Pac-12.

## 2015-16 ROSTER

NO.	NAME	POS.	HT.	WT.	YR.	HOMETOWN (HIGH SCHOOL)
1	Christian Sanders	G	6-4	185	Sr.	Houston, Texas (St. Thomas)
2	Robert Cartwright	G	6-2	170	So.	Pasadena, Calif. (Flintridge Prep)
3	Malcolm Allen	G	6-1	180	Jr.	Las Vegas, Nev. (Centennial)
4	Ian Proulx	G	6-1	185	Sr.	Atherton, Calif. (Menlo Atherton)
10	Michael Humphrey	F	6-9	218	So.	Phoenix, Ariz. (Sunnyslope)
11	Dorian Pickens	G/F	6-5	210	So.	Phoenix, Ariz. (Pinnacle)
12	Josh Hanson	G	6-1	175	So.	Houston, Texas (St John's School)
14	Marcus Sheffield	G/F	6-5	180	Fr.	Alpharetta, Ga. (Chattahoochee)
15	Marcus Allen	G	6-3	190	Jr.	Las Vegas, Nev. (Centennial)
20	Josh Sharma	C	7-0	210	Fr.	Lexington, Mass. (Northfield Mt. Hermon)
21	Cameron Walker	F	6-7	200	Fr.	Santa Maria, Calif. (Righetti)
22	Reid Travis	F	6-8	245	So.	Minneapolis, Minn. (DeLaSalle)
24	Alex Seutin	F	6-5	207	So.	San Francisco, Calif. (International)
25	Rosco Allen	F	6-9	220	Sr.	Budapest, Hungary (Bishop Gorman)
30	Grant Verhoeven	C	6-9	245	Sr.	Hanford, Calif. (Central Valley Christian)
31	Ayo Adedeji	G	6-4	195	Jr.	San Dimas, Calif. (Damien HS)



**THE LINEUP**

Stanford has presented a different starting lineup in six of its last nine games after utilizing the same lineup the previous 12 contests. Rosco Allen is the lone Cardinal to have started all 29 games. Grant Verhoeven has started seven of the last eight contests. Stanford has used 11 different lineups in its 29 games. Cameron Walker made his first career start last time out at Arizona.

**BALANCED SCORING ATTACK**

Five members of the Cardinal are averaging double figures in the scoring column. It's the first time a Stanford team has had five individuals average double figures, dating back to the 1948-49 season. Rosco Allen (15.7), Dorian Pickens (12.2), Marcus Allen (11.0), Michael Humphrey (10.4) and Reid Travis (12.8) have averaged double figures so far. Travis played in the first eight games before missing the remainder of the season.

**MORE MINUTES... MORE POINTS**

The group of Rosco Allen, Marcus Allen, Michael Humphrey and Dorian Pickens combined to average 23.7 points in 69.1 (17.3 per player) minutes per game last season. That same group is averaging a combined 49.3 points in 119.0 (29.8 per player) minutes this year.

Player	Minutes (14-15)	Points (14-15)	Minutes (15-16)	Points (15-16)
Rosco Allen	26.4	7.3	34.2	15.7
Marcus Allen	22.8	6.4	31.1	11.0
Dorian Pickens	8.6	2.0	29.2	12.2
Michael Humphrey	11.3	3.1	24.5	10.4
TOTAL	92.2	25.0	119.0	49.3

**HUMPHREY'S PERFORMANCE AT WSU ONE OF COLLEGE BASKETBALL'S BEST IN LAST FIVE SEASONS**

Michael Humphrey scored a career-high 26 points - the most by a Stanford player this season - at Washington State (Feb. 18). He also collected 10 rebounds, a career-best four steals, and three blocks in a career-long 37 minutes. Humphrey is one of only seven college players in the last five seasons to record at least 25 points, 10 rebounds, four steals and three blocks in a game.

Player	School	Date	Opponent	Pts.	Rebs.	Blks.	Stls.
Ben Simmons	LSU	Dec. 2, 2015	N. Florida	43	14	3	5
Kelvin Martin	Charleston So.	Dec. 23, 2012	VMI	31	11	4	4
Paris Bass	Detroit Mercy	Jan. 4, 2016	Cleveland St.	28	13	3	4
Jamaal Franklin	San Diego St.	Dec. 30, 2011	Redlands	26	10	3	6
<b>Michael Humphrey</b>	<b>Stanford</b>	<b>Feb. 18, 2016</b>	<b>Washington St.</b>	<b>25</b>	<b>10</b>	<b>3</b>	<b>4</b>
C.J. McCollum	Lehigh	Jan. 29, 2012	Army	25	10	3	5
Ryan Bacon	Saint Peter's	Jan. 21, 2011	Siena	25	15	5	4

**ROSCO ALLEN FROM DEEP**

Rosco Allen ranks seventh in the Pac-12 in three-point field goals made (1.9). He recorded at least one three-pointer in 23 consecutive games, before having his streak snapped at Arizona (March 7). Allen has posted multiple three-pointers in 11 of the last 16 games. The senior ranks fifth in scoring in the Pac-12 (16.8 ppg) during conference games and ninth (15.7 ppg) overall.

**VERHOEVEN FROM DOWNTOWN**

After not attempting a three-pointer in his first 74 career games, senior center Grant Verhoeven is 4-for-8 from beyond the arc in his last 12 contests. He has scored 70 of his 84 points on the season in the last 13 games.

**MARCUS ALLEN EXCELLING ON BOTH ENDS OF THE COURT**

Marcus Allen ranks third on the team in scoring, averaging 11.0 ppg. He also ranks sixth in the Pac-12 in steals (1.4). Allen recorded a double-double with 16 points and 10 rebounds in the win over California on Jan. 14.

**DUNK COUNTER**

Michael Humphrey	.....23	Marcus Sheffield	.....2
Rosco Allen	.....14	Malcolm Allen	.....1
Josh Sharma	.....8	Cameron Walker	.....1
Marcus Allen	.....5	<b>TOTAL</b>	<b>..... 59</b>
Reid Travis	.....5		



**GAME-BY-GAME STARTERS**

Opponent	G	G	F	F	C
<b>Green Bay</b>	Sanders	Pickens	R. Allen	Sheffield	Travis
<b>Charleston Southern</b>	Sanders	Pickens	R. Allen	Humphrey	Travis
<b>SMU</b>	Sanders	Pickens	R. Allen	Humphrey	Travis
<b>at Saint Mary's</b>	Mal. Allen	Marc. Allen	R. Allen	Pickens	Travis
<b>vs. Villanova</b>	Sanders	Marc. Allen	R. Allen	Humphrey	Travis
<b>vs. Arkansas</b>	Sanders	Marc. Allen	R. Allen	Humphrey	Travis
<b>Dartmouth</b>	Sanders	Marc. Allen	R. Allen	Humphrey	Travis
<b>DePaul</b>	Sanders	Marc. Allen	R. Allen	Humphrey	Travis
<b>Texas</b>	Sanders	Marc. Allen	R. Allen	Humphrey	Verhoeven
<b>Sacramento State</b>	Sanders	Marc. Allen	Pickens	R. Allen	Humphrey
<b>Carroll College</b>	Sanders	Marc. Allen	Pickens	R. Allen	Humphrey
<b>Utah</b>	Sanders	Marc. Allen	Pickens	R. Allen	Humphrey
<b>Colorado</b>	Sanders	Marc. Allen	Pickens	R. Allen	Humphrey
<b>at Oregon State</b>	Sanders	Marc. Allen	Pickens	R. Allen	Humphrey
<b>at Oregon</b>	Sanders	Marc. Allen	Pickens	R. Allen	Humphrey
<b>California</b>	Sanders	Marc. Allen	Pickens	R. Allen	Humphrey
<b>Arizona</b>	Sanders	Marc. Allen	Pickens	R. Allen	Humphrey
<b>Arizona State</b>	Sanders	Marc. Allen	Pickens	R. Allen	Humphrey
<b>at Colorado</b>	Sanders	Marc. Allen	Pickens	R. Allen	Humphrey
<b>at Utah</b>	Sanders	Marc. Allen	Pickens	R. Allen	Humphrey
<b>at California</b>	Sheffield	Marc. Allen	Pickens	R. Allen	Verhoeven
<b>Oregon State</b>	Sheffield	Marc. Allen	Pickens	R. Allen	Humphrey
<b>Oregon</b>	Sanders	Sheffield	R. Allen	Humphrey	Verhoeven
<b>at Washington State</b>	Sanders	Marc. Allen	R. Allen	Humphrey	Verhoeven
<b>at Washington</b>	Sanders	Marc. Allen	R. Allen	Humphrey	Verhoeven
<b>USC</b>	Sanders	Marc. Allen	R. Allen	Humphrey	Verhoeven
<b>UCLA</b>	Sanders	Marc. Allen	R. Allen	Humphrey	Verhoeven
<b>at Arizona State</b>	Mal. Allen	Marc. Allen	R. Allen	Humphrey	Verhoeven
<b>at Arizona</b>	Walker	Pickens	R. Allen	Humphrey	Verhoeven
<b>vs. Washington</b>					

**CAREER STARTS**

Name	Career	2015-16
Malcolm Allen	2	2
Marcus Allen	47	24
Rosco Allen	59	29
Robert Cartwright	1	-
Michael Humphrey	32	26
Dorian Pickens	19	18
Christian Sanders	33	24
Josh Sharma	-	-
Marcus Sheffield	4	4
Reid Travis	20	8
Grant Verhoeven	13	9
Cameron Walker	1	1

**Stanford's Record When**

Scoring First	11-7
Opponent Scores First	4-7
Lead at Half	12-1
Trail at Half	3-12
Tied at Half	0-1
Overtime	2-0
vs. Top 25	2-3
Decided by 1-4 Points	5-2
Decided by 5-9 Points	3-0
Decided by 10+ Points	7-12
Scoring 100+	0-0
Scoring 90-99	2-0
Scoring 80-89	2-0
Scoring 70-79	9-4
Scoring 60-69	2-4
Scoring 50-59	0-5
Scoring 40-49	0-1
Opp. Scoring 90-99	0-3
Opp. Scoring 80-89	1-1
Opp. Scoring 70-79	5-5
Opp. Scoring 60-69	5-2
Opp. Scoring 50-59	3-3
Opp. 49 or Fewer	1-0
Shoot 50% or better	4-0
Opp. shoots 50% or better	1-5
Better FG% than Opp.	12-1
FG% is Equal	0-0
Opp. Better FG%	3-13
Outrebounding Opp.	10-2
Rebounds are Equal	1-1
Outrebounded by Opp.	4-11
Fewer TO than Opp.	10-7
Turnovers are Equal	1-1
More TO than Opp.	4-6
6 in Double Figures	1-0
5 in Double Figures	0-0
4 in Double Figures	8-2
Bench Scores More	8-6
Opp. Bench Scores More	6-6
Bench scoring tied	1-2
Wearing Black	0-5
Wearing White	13-5
Wearing Cardinal	2-4
On ESPN/2/U	3-7
On Pac-12 Networks	9-4
On FS1	2-2
On FOX	1-0
On CBS	0-1

**PICKENS PROVIDES SCORING PUNCH**

Dorian Pickens ranks second on the Cardinal in three-pointers (52). The guard also ranks second in scoring at 12.2 ppg. Pickens had 24 points (on six three-pointers) against Texas. He scored a career-high 25 points, including 22 in the first half, against USC. The guard is averaging 15.3 ppg with 17 three-pointers, and is shooting 18-of-34 from three-point range, the last seven games.

**HUMPHREY STEPPING UP WITH TRAVIS OUT**

Stanford opened the season with a starting frontcourt of sophomores Reid Travis and Michael Humphrey. Travis sustained a leg injury and was forced to the sidelines after eight games.

	Games	Points	Rebounds	Minutes
With Reid Travis	8	8.3	6.4	22.0
Without Reid Travis	21	11.2	6.4	25.4

**SHEFFIELD IN PAC-12 PLAY**

Freshman Marcus Sheffield averaged 7.6 points in 21.6 minutes per game in 15 Pac-12 regular-season contests, after averaging 4.0 points in 11.2 minutes in the Cardinal's 11 nonconference games.

**HOME SWEET HOME**

Stanford has won at least 10 home games for 23 straight seasons, dating back to 1992-93. The Cardinal completed the 2015-16 regular-season home slate 12-5 and owns a 104-35 record at Maples Pavilion under Johnny Dawkins.

**KIM BELTON TO BE INDUCTED INTO THE PAC-12 HALL OF HONOR**

A standout from 1977-80, Kim Belton will be inducted into the Pac-12 Hall of Honor March 12 in Las Vegas. A three-time all-conference honoree, he ranks among the top-seven in both scoring (seventh, 1,615 points) and rebounding (third, 955) in Stanford history. He has enjoyed a successful career as a producer for ESPN/ABC overseeing studio shows and event broadcasts for the network.

**TRI-CAPTAINS**

Senior Rosco Allen, junior Marcus Allen and sophomore Reid Travis were voted captains for the 2015-16 season. Combined, the trio has played in 228 career games.

**BROOKLYN COMEBACK**

Stanford erased a 17-point deficit (48-65) with 6:11 to play, scoring 21 of the game's final 22 points to earn a 69-66 comeback win over Arkansas in the NIT Season Tip-Off Nov. 27 at the Barclays Center in Brooklyn. Senior Rosco Allen scored eight of his career-high 25 points in the final 4:27 of the game.

**TRAVIS OUT FOR REMAINDER OF THE SEASON**

Forward Reid Travis, who started the first eight games and averaged 12.8 ppg and 7.1 rpg, is forced to miss the remainder of the season with a leg injury sustained in the middle of December.

**CARTWRIGHT SIDELINED FOR THE YEAR**

Guard Robert Cartwright sustained a compound fracture in his right arm and will miss the 2015-16 season. The injury occurred during Stanford's practice at Maples Pavilion Nov. 2. Cartwright played in all but one game as a freshman during Stanford's 2015 Postseason NIT Championship run.

**STANFORD TO PLAY IN SHANGHAI**

Stanford will open the 2016-17 season against Harvard in the Pac-12 China game, to be played in Shanghai on Nov. 12, 2016. The game will be televised live back in the United States Nov. 11.

**CARDINAL IN THE NBA**

Five former Stanford standouts – Brook Lopez (Nets), Robin Lopez (Knicks), Dwight Powell (Mavericks), Josh Huestis (Thunder) and Anthony Brown (Lakers) – opened the 2015-16 season on NBA rosters. Powell, Huestis and Brown all played under head coach Johnny Dawkins.

**TOUR OF ITALY**

Stanford enjoyed a 17-day tour of Italy, visiting Rome, Florence, Venice, Bologna, Como and Pesaro Aug. 19-Sept. 4, playing six exhibition games against some of the country's top professional teams.

**STANBACK JOINS CARDINAL**

Trevor Stanback, regarded as one of the highest-rated prospects on the West Coast, signed a National Letter of Intent with Stanford. The 6-10, 220-pound power forward from Maranatha High School in Pasadena, Calif., is a consensus four-star prospect by the major recruiting services. He ranks as the 13th-best power forward in the nation by Scout.com and is a member of the Rivals100 for the Class of 2016. Scout.com ranks the power forward as the third-best prospect in the state of California.







**The Anne and Tony Joseph  
Director of Men's Basketball  
Johnny Dawkins**

**Overall: 156-114 (Eighth season)  
Stanford: 156-114 (Eighth season)**

Johnny Dawkins' contributions since arriving on The Farm have come in the form of both team and individual success, most notably guiding the Cardinal to the 2014 NCAA Tournament Sweet 16 and the 2012 Postseason NIT championship.

Meanwhile, Dawkins has also been responsible for overseeing the development of Landry Fields, Josh Huestis and Dwight Powell, all of whom parlayed outstanding senior seasons into NBA Draft selections. Huestis (first round) and Powell (second round) were taken in the first round of the 2014 NBA Draft while Fields (second round) was chosen in 2010.

Dawkins has also made significant strides off the court, with the 2014 recruiting class representing the latest top-20 crop of freshmen to arrive on The Farm. Even more impressively, that same young talent is being developed quickly. In 2012, Chasson Randle became the fourth player to earn All-Freshman Team status among conference players during Dawkins' tenure following a six-year period in which only two Cardinal rookies were honored.

A very high standard in the classroom has also been established during Dawkins' tenure. In 2013-14, Stanford totaled the most Pac-12 All-Academic selections (6) of any conference school for the fifth consecutive season while Powell and Randle were tabbed back-to-back Pac-12 Scholar-Athletes of the Year.

The 2013-14 campaign was especially memorable, as Stanford (23-13, 10-8 Pac-12) advanced to the Sweet 16 for only the fifth time in school history after upsets of No. 7 seed New Mexico and No. 2 seed Kansas. Despite losing two starters and two key reserves to season-ending injuries, the Cardinal finished tied for third in the highly-competitive Pac-12.

Stanford finished 19-15 overall two seasons ago, advancing to the NIT second round. The Cardinal finished 9-9 in the Pac-12, swept the season series against California for the first time since 2008 and notched a 76-52 home upset of No. 10/12 Oregon.

Stanford produced a 26-11 record in 2011-12 en route to capturing the Postseason NIT title, the third championship in school history. The Cardinal chalked up its best win total since a 28-8 campaign in 2007-08. Stanford was the Pac-12's winningest program and tallied a league-best four top-50 RPI victories.

The Cardinal concluded the 2010-11 season at 15-16, fielding a team without a senior for the first time in school history. Stanford finished 14-18 during the 2009-10 campaign, Dawkins' second year at the helm.

In 2008-09, Dawkins directed Stanford to a 20-14 record and reached the CBI semifinals. In addition to surpassing Robert Burnett as the winningest first-year head coach in school history, Dawkins ranked third in victories among 21 first-year head coaches in Division I with no prior college head coaching experience.

Dawkins, 52, became Stanford's 17th head coach on April 28, 2008, after 11 years as an assistant at Duke.

## DAWKINS' HEAD COACHING CAREER

Year	School	Overall	Postseason
2008-09	Stanford	20-14	CBI Semifinals
2009-10	Stanford	14-18	-
2010-11	Stanford	15-16	-
2011-12	Stanford	26-11	NIT Champions
2012-13	Stanford	19-15	NIT Second Round
2013-14	Stanford	23-13	NCAA Sweet 16
2014-15	Stanford	24-13	NIT Champions
2015-16	Stanford	15-14	-
		<b>Eighth season</b>	<b>156-114</b>
			<b>5 appearances</b>

### COACHING CAREER

**2008-present:** Head Coach (Stanford)

**2000-08:** Associate Head Coach (Duke)

**1998-99:** Assistant Coach (Duke)

**2006-08:** Player Personnel Director, USA Basketball Senior National Team

### NBA CAREER

**Drafted:** 1986 NBA Draft, San Antonio Spurs, first round, 10th overall pick

**1987-89:** San Antonio Spurs (14.0 points per game, 5.5 assists per game, 178 games)

**1990-94:** Philadelphia 76ers (10.6 points per game, 5.7 assists per game, 313 games)

**1995:** Detroit Pistons (6.5 points per game, 4.1 assists per game, 50 games)

**Career Totals:** 9 seasons (11.1 points per game, 5.5 assists per game, 541 games)

### COLLEGE HONORS

Naismith National Player of the Year (1986)

NCAA East Regional MVP (1986)

ACC Tournament MVP (1986)

Co-captain (1986)

Consensus All-American (1985, 1986)

First team All-ACC (1985, 1986)

Second team All-ACC (1983, 1984)

Freshman All-American (1983)

Duke Team MVP (1983, 1984, 1985, 1986)

### PERSONAL

**Birthdate:** September 28, 1963

**Age:** 52

**High School:** Mackin Catholic High School (Washington, D.C.)

**College Career:** Duke (1983-86)

**College Degree:** B.A., Political Science, Duke (1986)

**Wife:** Tracy

**Children:** Blair, Sean, Jillian, Aubrey



# THE LAST TIME

## TEAM

### Scored 100 points

Stanford ..... 103, vs. BYU (11-11-13)  
Opponent..... 112, vs. BYU (11-11-13)

### Scored less than 50 points

Stanford ..... 45, vs. Villanova (11-26-15)  
Opponent..... 38, vs. Carroll College (12-27-15)

### Scored less than 40 points

Stanford ..... 39, at Washington State (2-25-06)  
Opponent..... 38, vs. Carroll College (12-27-15)

### Overtime game

Stanford win ..... vs. Utah (70-68 on 1-1-16)  
Stanford loss..... at UCLA (86-61 in 2OT on 1-8-15)

### Double Overtime game

Stanford win ..... at Oregon State (103-101 in 4OT on 1-7-12)  
Stanford loss..... at UCLA (86-61 in 2OT on 1-8-15)

### 40-point win

Stanford ..... Stanford 83, Carroll College 38 (12-27-15)  
Opponent..... Oregon State 81, Stanford 38 (1-11-82)

### 50-point win

Stanford ..... Stanford 111, Harvard 56 (11-9-07)  
Opponent..... never

### 60 points in a half

Stanford ..... 63 (1st half), vs. Harvard (11-9-07)  
Opponent..... 60 (2nd half), at USC (1-26-02)

### Between 16-20 points in a half

Stanford ..... 17 (1st half), vs. Denver (12-13-14)  
Opponent..... 19 (2nd half), vs. Colorado (1-3-15)

### 15 points or less in a half

Stanford ..... 12 (1st half), vs. Santa Clara (12-16-06)  
Opponent..... 14 (1st half), vs. Arkansas-Pine Bluff (12-29-14)

### 50 rebounds by a team

Stanford ..... 55, vs. Villanova (11-26-15)  
Opponent..... 51, at UCLA (1-8-15)

### 12 or more three-pointers in a game

Stanford ..... 15, at UCLA (1-8-15)  
Opponent..... 18, at Arizona (3-5-16)

### 10 or more steals in a game

Stanford ..... 10, at Utah (1-30-16)  
Opponent..... 12, vs. Villanova (11-26-15)

### 25 turnovers in a game

Stanford ..... 27, at USC (1-26-02)  
Opponent..... 25, vs. Arkansas-Pine Bluff (12-29-14)

### Five players scoring in double digits

Stanford ..... 6, vs. Green Bay (11-13-15)  
Opponent..... 5, at California (2-6-16)

### More than five players scoring in double digits

Stanford ..... 6, vs. Green Bay (11-13-15)  
Opponent..... 6, vs. BYU (11-11-13)

## INDIVIDUAL

### Player recorded a double-double

Stanford ... Michael Humphrey (26 pts, 10 rebs), at Washington State (2-18-16)  
Opponent..... Kameron Rooks (11 pts/12 rebs), California (2-6-16)

### Two players recorded a double-double

Stanford... R. Allen (22 pts/10 rebs)/M. Allen (16 pts/10 rebs), vs. California (1-14-16)  
Opponent..... Kevon Looney/Tony Parker, at UCLA (1-8-15)

### Player recorded a triple-double

Stanford..... Brook Lopez (18 pts/11 reb/12 blk), vs. USC (1-25-07)  
Opponent..... Kyle Weaver (14 pts/13 reb/10 ast), vs. Wash. St. (1-13-07)

### Game decided by buzzer-beater

Stanford win ..... Lawrence Hill, at Virginia (1-7-07)  
Stanford loss..... Lamont Jones, vs. Arizona (2-27-10)

### 30 points

Stanford ..... Chasson Randle (35), vs. Rhode Island (3-22-15)  
Opponent..... Gabe York (32), Arizona (3-5-16)

### 40 points

Stanford ..... Casey Jacobsen (41), vs. Oregon (2-7-02)  
Opponent..... Damon Stoudamire (45), vs. Arizona (1-14-95)

### Two players with 20 or more points

Stanford ..... Humphrey (21)/Pickens (20), vs. Sacramento State (12-21-15)  
Opponent ..... King (23)/Fortune (21), at Colorado (1-27-16)

### Three players with 20 or more points

Stanford ..... Brown (21)/Randle (21)/Nastic (20), vs. Arizona St. (1-24-15)  
Opponent ..... Moore (25)/Brown (23)/Carmichael (21), vs. Illinois St. (3-19-12)

### No double digit scorer

Stanford ..... at USC (1-20-11)  
Opponent..... vs. Carroll College (12-27-15)

### 12 field goals

Stanford ..... Michael Humphrey (12), vs. UCLA (2-27-16)  
Opponent..... Corey Hawkins (12), vs. UC Davis (3-17-15)

### 7 three-pointers

Stanford ..... Chasson Randle (7), at UCLA (1-8-15)  
Opponent ..... Gabe York (9), Arizona (3-5-16)

### 15 free throws

Stanford ..... Chasson Randle (15), vs. Rhode Island (3-22-15)  
Opponent..... Jared Cunningham (15), vs. Oregon State (3-9-11)

### 15 rebounds

Stanford ..... Michael Humphrey (15), vs. Oregon State (2-26-15)  
Opponent..... Kevon Looney (19), at UCLA (1-8-15)

### 20 rebounds

Stanford ..... Matt Haryasz (20), vs. Oregon (1-29-05)  
Opponent..... Andre Roberson (20), at Colorado (1-24-13)

### Three players with 10 or more rebounds

Stanford ..... Travis (12)/R. Allen (10)/Pickens (10), vs. Villanova (11-26-15)  
Opponent..... Johnson (13)/Scott (10), at Colorado (2-15-15)

### 10 assists

Stanford ..... Christian Sanders (10), vs. Oregon (2-13-16)  
Opponent..... T.J. McConnell (11), at Arizona (3-7-15)



### 2015-16 Stanford Men's Basketball Stanford Combined Team Statistics (as of Mar 05, 2016) All games

RECORD:	OVERALL	HOME	AWAY	NEUTRAL
ALL GAMES	15-14	12-5	2-8	1-1
CONFERENCE	8-10	6-3	2-7	0-0
NON-CONFERENCE	7-4	6-2	0-1	1-1

#	Player	gp-gs	min	avg	Total		3-Point		F-Throw		Rebounds				pf	dq	a	to	blk	stl	pts	avg
					fg-fga	fg%	3fg-fga	3fg%	ft-fa	ft%	off	def	tot	avg								
25	ALLEN, Rosco	29-29	991	34.2	140-324	.432	56-160	.350	119-160	.744	47	136	183	6.3	80	2	49	56	5	35	455	15.7
22	TRAVIS, Reid	8-8	262	32.8	39-70	.557	0-0	.000	24-50	.480	26	31	57	7.1	19	1	6	17	5	6	102	12.8
11	PICKENS, Dorian	29-18	846	29.2	111-265	.419	52-140	.371	79-106	.745	39	64	103	3.6	63	0	55	32	3	30	353	12.2
15	ALLEN, Marcus	27-24	840	31.1	96-237	.405	17-72	.236	88-121	.727	31	68	99	3.7	66	1	50	42	1	38	297	11.0
10	HUMPHREY, Michael	29-26	710	24.5	124-254	.488	9-28	.321	45-68	.662	54	131	185	6.4	90	4	22	44	38	30	302	10.4
14	SHEFFIELD, Marcus	27-4	453	16.8	55-139	.396	17-42	.405	39-55	.709	16	47	63	2.3	39	0	28	29	2	12	166	6.1
01	SANDERS, Christian	27-24	585	21.7	32-106	.302	7-36	.194	44-54	.815	6	54	60	2.2	41	0	70	42	0	16	115	4.3
30	VERHOEVEN, Grant	26-9	378	14.5	30-70	.429	4-8	.500	20-30	.667	29	26	55	2.1	73	6	6	11	13	9	84	3.2
03	ALLEN, Malcolm	27-2	312	11.6	25-52	.481	5-14	.357	6-14	.429	2	18	20	0.7	20	0	29	32	1	10	61	2.3
20	SHARMA, Josh	25-0	194	7.8	22-45	.489	1-6	.167	5-13	.385	13	27	40	1.6	38	1	3	6	22	5	50	2.0
21	WALKER, Cameron	24-1	257	10.7	7-24	.292	1-6	.167	17-37	.459	10	21	31	1.3	39	2	23	16	2	5	32	1.3
31	Adedeji, Ayo	3-0	6	2.0	0-3	.000	0-2	.000	3-4	.750	2	3	5	1.7	1	0	0	0	0	0	3	1.0
04	PROULX, Ian	1-0	4	4.0	0-0	.000	0-0	.000	0-0	.000	0	0	0	0.0	0	0	0	0	0	0	0	0.0
12	HANSON, Josh	4-0	6	1.5	0-3	.000	0-3	.000	0-0	.000	0	1	1	0.3	2	0	0	0	0	0	0	0.0
24	SEUTIN, Alex	2-0	6	3.0	0-1	.000	0-0	.000	0-0	.000	0	0	0	0.0	0	0	0	0	0	0	0	0.0
Team											41	42	83				13					
Total.....		29	5850		681-1593	.427	169-517	.327	489-712	.687	316	669	985	34.0	571	17	341	340	92	196	2020	69.7
Opponents.....		29	5850		697-1585	.440	221-607	.364	405-610	.664	305	700	1005	34.7	622	16	403	393	86	154	2020	69.7

TEAM STATISTICS	STAN	OPP	Date	Opponent	Score	Att.
SCORING	2020	2020	11/13/15	GREEN BAY	Wot 93-89	3783
Points per game	69.7	69.7	11/15/15	CHARLESTON SOUTHERN	W 93-59	3427
Scoring margin	+0.0	-	11/19/15	SMU	L 70-85	3687
FIELD GOALS-ATT	681-1593	697-1585	11/22/15	at Saint Mary's (CA)	L 61-78	3500
Field goal pct	.427	.440	11/26/15	vs Villanova	L 45-59	1283
3 POINT FG-ATT	169-517	221-607	11/27/15	vs Arkansas	W 69-66	4156
3-point FG pct	.327	.364	12/12/15	DARTMOUTH	W 64-50	4452
3-pt FG made per game	5.8	7.6	12/15/15	DEPAUL	W 79-60	4912
FREE THROWS-ATT	489-712	405-610	12/19/15	TEXAS	L 73-75	3930
Free throw pct	.687	.664	12/21/15	SACRAMENTO STATE	W 70-60	3436
F-Throws made per game	16.9	14.0	12/27/15	CARROLL COLLEGE	W 83-38	3607
REBOUNDS	985	1005	* 1/1/16	NO. 21/22 UTAH	Wot 70-68	4065
Rebounds per game	34.0	34.7	* 1/3/16	COLORADO	L 55-56	3887
Rebounding margin	-0.7	-	* 1/6/16	at Oregon State	W 78-72	5563
ASSISTS	341	403	* 01-10-16	at Oregon	L 58-71	7318
Assists per game	11.8	13.9	* 1/14/16	CALIFORNIA	W 77-71	5023
TURNOVERS	340	393	* 1/21/16	ARIZONA	L 57-71	5275
Turnovers per game	11.7	13.6	* 1/23/16	ARIZONA STATE	W 75-73	4776
Turnover margin	+1.8	-	* 1/27/16	at Colorado	L 75-91	8001
Assist/turnover ratio	1.0	1.0	* 01/30/16	at Utah	L 74-96	14109
STEALS	196	154	* 2-6-16	at California	L 61-76	11858
Steals per game	6.8	5.3	* 2/11/16	OREGON STATE	L 50-62	4519
BLOCKS	92	86	* 2/13/16	OREGON	W 76-72	5462
Blocks per game	3.2	3.0	* 02/18/16	at Washington State	W 72-56	2711
ATTENDANCE	74685	87461	* 02/20/16	at Washington	L 53-64	9161
Home games-Avg/Game	17-4393	10-8202	* 2/25/16	USC	W 84-64	4080
Neutral site-Avg/Game	-	2-2720	* 2/27/16	UCLA	W 79-70	6364
Score by Periods	1st	2nd	OT	Totals		
Stanford	944	1050	26	2020		
Opponents	938	1062	20	2020		
* = Conference game						



### 2015-16 Stanford Men's Basketball Stanford Combined Team Statistics (as of Mar 05, 2016) Conference games

<b>RECORD:</b>	<b>OVERALL</b>	<b>HOME</b>	<b>AWAY</b>	<b>NEUTRAL</b>
ALL GAMES	8-10	6-3	2-7	0-0
CONFERENCE	8-10	6-3	2-7	0-0
NON-CONFERENCE	0-0	0-0	0-0	0-0

#	Player	gp-gs	min	avg	Total		3-Point		F-Throw		Rebounds				pf	dq	a	to	blk	stl	pts	avg
					fg-fga	fg%	3fg-fga	3fg%	ft-fa	ft%	off	def	tot	avg								
25	Allen, Rosco	18-18	618	34.3	92-219	.420	34-108	.315	84-113	.743	25	90	115	6.4	54	1	34	40	1	24	302	16.8
11	Pickens, Dorian	18-12	540	30.0	68-164	.415	30-85	.353	39-56	.696	23	44	67	3.7	42	0	28	18	2	21	205	11.4
10	Humphrey, Michael	18-17	456	25.3	82-175	.469	7-22	.318	25-38	.658	34	72	106	5.9	60	4	10	26	15	22	196	10.9
15	Allen, Marcus	18-16	558	31.0	54-141	.383	9-47	.191	63-85	.741	23	44	67	3.7	44	1	25	28	1	21	180	10.0
14	Sheffield, Marcus	16-3	330	20.6	41-101	.406	12-29	.414	28-37	.757	11	30	41	2.6	24	0	19	19	1	7	122	7.6
30	Verhoeven, Grant	18-8	305	16.9	28-58	.483	4-8	.500	17-25	.680	22	19	41	2.3	62	6	5	7	9	7	77	4.3
01	Sanders, Christian	16-14	326	20.4	15-61	.246	3-22	.136	20-23	.870	2	27	29	1.8	22	0	38	23	0	10	53	3.3
20	Sharma, Josh	16-0	130	8.1	17-31	.548	1-5	.200	2-6	.333	8	19	27	1.7	32	1	2	3	10	2	37	2.3
21	Walker, Cameron	17-1	184	10.8	6-18	.333	1-3	.333	12-24	.500	6	15	21	1.2	31	2	18	11	0	3	25	1.5
03	Allen, Malcolm	17-1	173	10.2	10-23	.435	2-4	.500	1-5	.200	0	8	8	0.5	7	0	19	15	1	7	23	1.4
12	Hanson, Josh	2-0	2	1.0	0-1	.000	0-1	.000	0-0	.000	0	0	0	0.0	0	0	0	0	0	0	0	0.0
31	Adedeji, Ayo	2-0	3	1.5	0-3	.000	0-2	.000	0-0	.000	0	1	1	0.5	1	0	0	0	0	0	0	0.0
Team											25	21	46				9					
Total.....		18	3625		413-995	.415	103-336	.307	291-412	.706	179	390	569	31.6	379	15	198	199	40	124	1220	67.8
Opponents.....		18	3625		432-940	.460	145-383	.379	292-442	.661	184	458	642	35.7	368	6	269	247	60	84	1301	72.3

<b>TEAM STATISTICS</b>	<b>STAN</b>	<b>OPP</b>	<b>Date</b>	<b>Opponent</b>	<b>Score</b>	<b>Att.</b>
SCORING	1220	1301	* 1/1/16	NO. 21/22 UTAH	Wot 70-68	4065
Points per game	67.8	72.3	* 1/3/16	COLORADO	L 55-56	3887
Scoring margin	-4.5	-	* 1/6/16	at Oregon State	W 78-72	5563
FIELD GOALS-ATT	413-995	432-940	* 01-10-16	at Oregon	L 58-71	7318
Field goal pct	.415	.460	* 1/14/16	CALIFORNIA	W 77-71	5023
3 POINT FG-ATT	103-336	145-383	* 1/21/16	ARIZONA	L 57-71	5275
3-point FG pct	.307	.379	* 1/23/16	ARIZONA STATE	W 75-73	4776
3-pt FG made per game	5.7	8.1	* 1/27/16	at Colorado	L 75-91	8001
FREE THROWS-ATT	291-412	292-442	* 01/30/16	at Utah	L 74-96	14109
Free throw pct	.706	.661	* 2-6-16	at California	L 61-76	11858
F-Throws made per game	16.2	16.2	* 2/11/16	OREGON STATE	L 50-62	4519
REBOUNDS	569	642	* 2/13/16	OREGON	W 76-72	5462
Rebounds per game	31.6	35.7	* 02/18/16	at Washington State	W 72-56	2711
Rebounding margin	-4.1	-	* 02/20/16	at Washington	L 53-64	9161
ASSISTS	198	269	* 2/25/16	USC	W 84-64	4080
Assists per game	11.0	14.9	* 2/27/16	UCLA	W 79-70	6364
TURNOVERS	199	247	* 03-03-16	at Arizona State	L 64-74	5157
Turnovers per game	11.1	13.7	* 03/05/16	at Arizona	L 62-94	14644
Turnover margin	+2.7	-				
Assist/turnover ratio	1.0	1.1		* = Conference game		
STEALS	124	84				
Steals per game	6.9	4.7				
BLOCKS	40	60				
Blocks per game	2.2	3.3				
ATTENDANCE	43451	78522				
Home games-Avg/Game	9-4828	9-8725				
Neutral site-Avg/Game	-	0-0				

<b>Score by Periods</b>	<b>1st</b>	<b>2nd</b>	<b>OT</b>	<b>Totals</b>
Stanford	557	656	7	1220
Opponents	596	700	5	1301







**Stanford - TEAM GAME HIGHS**

POINTS	93	CHARLESTON SOUTHERN (11/15/15)
	93	GREEN BAY (11/13/15)
	84	USC (2/25/16)
	83	CARROLL COLLEGE (12/27/15)
	79	UCLA (2/27/16)
	79	DEPAUL (12/15/15)
FIELD GOALS MADE	32	CHARLESTON SOUTHERN (11/15/15)
	31	GREEN BAY (11/13/15)
FIELD GOAL ATTEMPTS	71	at Colorado (1/27/16)
	66	NO. 21/22 UTAH (1/1/16)
FIELD GOAL PERCENTAGE	.612 (30-49)	UCLA (2/27/16)
	.582 (32-55)	CHARLESTON SOUTHERN (11/15/15)
3 PT FIELD GOALS MADE	10	at Arizona State (03-03-16)
	10	USC (2/25/16)
	10	TEXAS (12/19/15)
	10	DEPAUL (12/15/15)
3 PT FG ATTEMPTS	26	at Arizona State (03-03-16)
	26	SACRAMENTO STATE (12/21/15)
3 PT FG PERCENTAGE	.692 (9-13)	OREGON (2/13/16)
	.526 (10-19)	TEXAS (12/19/15)
	.526 (10-19)	DEPAUL (12/15/15)
FREE THROWS MADE	30	CALIFORNIA (1/14/16)
	25	GREEN BAY (11/13/15)
FREE THROW ATTEMPTS	42	GREEN BAY (11/13/15)
	40	CHARLESTON SOUTHERN (11/15/15)
FREE THROW PERCENTAGE	.864 (19-22)	TEXAS (12/19/15)
	.857 (18-21)	ARIZONA STATE (1/23/16)
REBOUNDS	55	vs Villanova (11/26/15)
	49	CARROLL COLLEGE (12/27/15)
ASSISTS	20	CHARLESTON SOUTHERN (11/15/15)
	19	USC (2/25/16)
STEALS	13	DEPAUL (12/15/15)
	11	at Colorado (1/27/16)
BLOCKED SHOTS	12	GREEN BAY (11/13/15)
	8	CARROLL COLLEGE (12/27/15)
TURNOVERS	23	vs Villanova (11/26/15)
	21	GREEN BAY (11/13/15)
FOULS	32	at Utah (01/30/16)
	28	at California (2-6-16)



**Opponent - GAME HIGHS**

POINTS	96	at Utah (01/30/16)
	94	at Arizona (03/05/16)
	91	at Colorado (1/27/16)
	89	GREEN BAY (11/13/15)
	85	SMU (11/19/15)
FIELD GOALS MADE	34	SMU (11/19/15)
	32	TEXAS (12/19/15)
FIELD GOAL ATTEMPTS	77	GREEN BAY (11/13/15)
	66	vs Arkansas (11/27/15)
FIELD GOAL PERCENTAGE	.596 (28-47)	at Utah (01/30/16)
	.566 (30-53)	at Saint Mary's (CA) (11/22/15)
3 PT FIELD GOALS MADE	18	at Arizona (03/05/16)
	13	at Colorado (1/27/16)
3 PT FG ATTEMPTS	36	at Arizona (03/05/16)
	34	vs Villanova (11/26/15)
3 PT FG PERCENTAGE	.684 (13-19)	at Colorado (1/27/16)
	.563 (9-16)	at Saint Mary's (CA) (11/22/15)
FREE THROWS MADE	32	at Utah (01/30/16)
	24	at Colorado (1/27/16)
FREE THROW ATTEMPTS	42	at Utah (01/30/16)
	37	at California (2-6-16)
FREE THROW PERCENTAGE	.875 (14-16)	vs Arkansas (11/27/15)
	.833 (10-12)	SACRAMENTO STATE (12/21/15)
REBOUNDS	46	at Colorado (1/27/16)
	43	COLORADO (1/3/16)
ASSISTS	24	at Arizona (03/05/16)
	21	at Colorado (1/27/16)
STEALS	12	vs Villanova (11/26/15)
	12	GREEN BAY (11/13/15)
BLOCKED SHOTS	8	at Washington (02/20/16)
	7	ARIZONA (1/21/16)
	7	at Oregon (01-10-16)
	7	vs Villanova (11/26/15)
TURNOVERS	20	DEPAUL (12/15/15)
	19	NO. 21/22 UTAH (1/1/16)
FOULS	35	GREEN BAY (11/13/15)
	30	CHARLESTON SOUTHERN (11/15/15)



**Stanford - INDIVIDUAL GAME HIGHS**

Points	26		Humphrey, Michael at Washington State (02/18/16)
	25		Pickens, Dorian vs USC (2/25/16)
	25		Allen, Rosco vs Oregon (2/13/16)
	25		Allen, Rosco at Colorado (1/27/16)
	25		ALLEN, Rosco vs Arkansas (11/27/15)
Field Goals Made	12		Humphrey, Michael vs UCLA (2/27/16)
	10		Humphrey, Michael at Washington State (02/18/16)
Field Goal Att.	17		Allen, Rosco at Washington (02/20/16)
	17		Allen, Rosco at Utah (01/30/16)
	17		Allen, Rosco at Colorado (1/27/16)
FG Pct (min 5 made)	.857	(12-14)	Humphrey, Michael vs UCLA (2/27/16)
	.800	(8-10)	Pickens, Dorian vs USC (2/25/16)
3-Point FG Made	6		Pickens, Dorian vs TEXAS (12/19/15)
	5		Pickens, Dorian vs USC (2/25/16)
3-Point FG Att.	11		Pickens, Dorian vs SACRAMENTO STATE (12/21/15)
	10		Pickens, Dorian at Arizona State (03-03-16)
3-Pt FG Pct (min 2 made)	1.000	(2-2)	Humphrey, Michael at Washington State (02/18/16)
	1.000	(2-2)	Pickens, Dorian vs Oregon (2/13/16)
	1.000	(2-2)	Sheffield, Marcus vs Oregon (2/13/16)
	1.000	(2-2)	SHEFFIELD, Marcus vs Villanova (11/26/15)
Free Throws Made	12		Allen, Marcus vs California (1/14/16)
	12		ALLEN, Rosco vs Arkansas (11/27/15)
Free Throw Att.	16		Allen, Marcus vs California (1/14/16)
	15		ALLEN, Rosco vs Arkansas (11/27/15)
	15		SANDERS, Christian vs GREEN BAY (11/13/15)
FT Pct (min 3 made)	1.000	(6-6)	Allen, Rosco vs TEXAS (12/19/15)
	1.000	(6-6)	Pickens, Dorian vs TEXAS (12/19/15)
	1.000	(5-5)	Allen, Marcus at Oregon (01-10-16)
	1.000	(5-5)	Pickens, Dorian vs DePaul (12/15/15)
	1.000	(4-4)	Humphrey, Michael at Washington State (02/18/16)
	1.000	(4-4)	Allen, Rosco at Utah (01/30/16)
	1.000	(4-4)	Allen, Marcus at Utah (01/30/16)
	1.000	(4-4)	Sanders, Christian vs Arizona State (1/23/16)
	1.000	(4-4)	Pickens, Dorian vs Arizona (1/21/16)
	1.000	(4-4)	Sheffield, Marcus vs Colorado (1/3/16)
	1.000	(4-4)	Sanders, Christian vs Colorado (1/3/16)
	1.000	(4-4)	Allen, Marcus vs No. 21/22 Utah (1/1/16)
	1.000	(4-4)	Allen, Rosco vs DePaul (12/15/15)
	1.000	(4-4)	Sanders, Christian vs DARTMOUTH (12/12/15)
	1.000	(4-4)	PICKENS, Dorian at Saint Mary's (CA) (11/22/15)
	1.000	(4-4)	PICKENS, Dorian vs SMU (11/19/15)
	1.000	(3-3)	SANDERS, Christian vs SMU (11/19/15)
Rebounds	12		Humphrey, Michael vs CARROLL COLLEGE (12/27/15)
	12		Allen, Rosco vs SACRAMENTO STATE (12/21/15)
	12		TRAVIS, Reid vs Villanova (11/26/15)
	12		HUMPHREY, Michael vs CHARLESTON SOUTHERN (11/15/15)
Assists	10		Sanders, Christian vs Oregon (2/13/16)
	8		SANDERS, Christian vs CHARLESTON SOUTHERN (11/15/15)
	8		PICKENS, Dorian vs CHARLESTON SOUTHERN (11/15/15)
Steals	5		Allen, Marcus vs TEXAS (12/19/15)
	4		Humphrey, Michael at Washington State (02/18/16)
	4		Pickens, Dorian at Colorado (1/27/16)
	4		Travis, Reid vs DePaul (12/15/15)








**1 Christian Sanders**

G • 6-4 • 192 • Sr.  
Houston, Texas  
St. Thomas HS



**2 Robert Cartwright**

G • 6-2 • 180 • So.  
Pasadena, Calif.  
Flintridge Prep



**3 Malcolm Allen**

G • 6-1 • 180 • Jr.  
Las Vegas, Nev.  
Centennial HS



**4 Ian Proulx**

G • 6-1 • 185 • Sr.  
Atherton, Calif.  
Menlo Atherton HS



**10 Michael Humphrey**

F • 6-9 • 220 • So.  
Phoenix, Ariz.  
Sunnyslope HS



**11 Dorian Pickens**

G • 6-5 • 215 • So.  
Phoenix, Ariz.  
Pinnacle HS




**12 Josh Hanson**

G • 6-1 • 175 • So.  
Houston, Texas  
St John's School



**14 Marcus Sheffield**

F • 6-5 • 180 • Fr.  
Alpharetta, Ga.  
Chattahoochee HS



**15 Marcus Allen**

G • 6-3 • 190 • Jr.  
Las Vegas, Nev.  
Centennial HS



**20 Josh Sharma**

C • 7-0 • 220 • Fr.  
Lexington, Mass.  
Northfield Mount Hermon School



**21 Cameron Walker**

F • 6-7 • 200 • Fr.  
Santa Maria, Calif.  
Righetti HS



**22 Reid Travis**

F • 6-8 • 245 • So.  
Minneapolis, Minn.  
DeLaSalle HS



**24 Alex Seutin**

F • 6-5 • 207 • So.  
San Francisco, Calif.  
International HS



**25 Rosco Allen**

F • 6-9 • 220 • Sr.  
Budapest, Hungary  
Bishop Gorman HS



**30 Grant Verhoeven**

C • 6-9 • 250 • Sr.  
Hanford, Calif.  
Central Valley Christian HS



**31 Ayo Adedeji**

G • 6-4 • 195 • Jr.  
San Dimas, Calif.  
Damien HS



**Johnny Dawkins**

Anne and Tony Joseph  
Director of Men's Basketball  
Eighth Season



**Tim O'Toole**

Assistant Coach  
Third Season



**Charles Payne**

Assistant Coach  
Eighth Season



**Mike Schrage**

James C. Gaither  
Assistant Coach  
Eighth Season



**Jeff LaMere**

Assistant A.D.  
Director of Operations  
Eighth Season





**CAREER HIGHS**

Points ..... 23, vs. Green Bay (11/13/15)  
 Rebounds... 6, 2x, last vs. Carroll College (12/27/15)  
 Assists..... 10, vs. Oregon (2/13/16)  
 Steals ..... 4, vs. Ark.-PB (12/29/14)  
 Minutes ..... 33, vs. Oregon (2/13/16)

**SEASON HIGHS**

Points ..... 23, vs. Green Bay (11/13/15)  
 Rebounds... 6, 2x, last vs. Carroll College (12/27/15)  
 Assists..... 10, vs. Oregon (2/13/16)  
 Steals ..... 3, 2x, last vs. California (1/14/16)  
 Minutes ..... 33, vs. Oregon (2/13/16)

**2015-16 GAME-BY-GAME**

Opponent	Min.	FG	3FG	FT	O	D	R	PF	A	T	O	B	S	Pts
Green Bay*	31	6-9	1-2	10-15	1	5	6	2	3	6	0	0	2	3
Charleston So.*	23	2-3	0-1	2-2	0	3	3	2	8	0	0	1	6	6
SMU*	26	1-4	0-0	3-3	0	1	1	0	4	1	0	0	5	5
Saint Mary's	19	2-4	0-0	0-1	0	3	3	1	3	2	0	0	5	5
Villanova*	18	0-4	0-0	0-0	1	2	3	3	0	3	0	0	0	0
Arkansas*	24	1-3	0-1	0-0	0	0	0	3	0	2	0	0	2	2
Dartmouth*	25	2-7	1-2	4-4	0	1	1	1	3	1	0	0	9	9
DePaul*	26	0-0	0-0	3-4	1	3	4	1	6	0	0	0	3	3
Texas*	22	1-3	0-1	1-2	0	1	1	3	2	2	0	1	3	3
Sacramento St.*	26	2-7	2-6	0-0	0	3	3	2	2	1	0	3	6	6
Carroll*	19	0-1	0-1	0-0	1	5	6	1	1	1	0	1	0	0
Utah*	25	2-7	0-1	0-0	0	3	3	1	2	1	0	0	4	4
Colorado*	17	1-1	0-1	4-4	0	0	0	1	1	2	0	1	6	6
Oregon State*	29	1-6	0-2	0-0	1	3	4	2	3	0	0	2	2	2
Oregon*	26	0-2	0-0	2-2	0	1	1	2	4	1	0	0	2	2
California*	24	2-3	0-0	2-2	0	0	0	3	4	3	0	3	6	6
Arizona*	10	0-2	0-0	0-0	0	1	1	0	1	0	0	0	0	0
Arizona State*	26	0-2	0-1	4-4	0	4	4	0	4	1	0	0	4	4
Colorado*	13	2-7	0-3	0-0	0	1	1	1	0	0	0	0	4	4
Utah*	14	1-3	0-1	0-0	1	1	2	4	1	1	0	1	2	2
California	7	0-3	0-2	0-0	0	0	0	0	0	0	0	0	0	0
Oregon State	16	0-1	0-1	2-2	0	1	1	1	1	2	0	1	2	2
Oregon*	33	2-6	1-2	0-0	0	3	3	1	10	4	0	1	5	5
Wash. St.*	28	1-8	1-6	0-0	0	2	2	2	3	2	0	1	3	3
Washington*	28	2-5	0-1	4-5	0	3	3	0	1	5	0	0	8	8
USC*	17	1-4	1-2	2-2	0	3	3	2	2	0	0	0	5	5
UCLA*	13	0-1	0-0	0-2	0	1	1	2	1	1	0	0	0	0
Arizona St.				DNP										
Arizona				DNP										
Washington														

Category	2015-16 (Career)
Double-doubles	0 (0)
Double-figure pts.	1 (2)
Double-figure reb.	0 (0)
20-point games	1 (1)
30-point games	0 (0)

- Suspended indefinitely for a violation of team rules
- Point guard, who has started 24 games
- Owns a team-best 2.6 assists per game
- Career-high 10 assists against Oregon
- Logged a career-long 33 minutes against Oregon
- Has played at least 22 minutes in 16 games this season
- Career-high 23 points in season opener against Green Bay
- Posted eight assists, without a turnover, against Charleston Southern
- Finished with six assists and zero turnovers in 26 minutes against DePaul
- Career-high tying six rebounds in just 19 minutes against Carroll College
- Missed 2013-14 season with a hip injury
- Born in Wichita, Kansas

**CAREER STATISTICS**

Year	G-Gs	Min	Fg-Fga	Pct	3p-3pa	Pct	Ft-Fta	Pct	Reb	Avg	Pf	Ast	To	Blk	St	Tp	Avg
2012-13	26-4	234	16-49	.327	3-15	.200	22-27	.815	18	0.7	20	21	13	0	2	57	2.2
2013-14							-DNP-										
2014-15	35-5	272	9-30	.300	4-13	.308	2-7	.286	17	0.5	29	24	15	0	11	24	0.7
2015-16	27-24	585	32-106	.302	7-36	.194	44-54	.815	60	2.2	41	70	42	0	16	115	4.3
<b>Totals</b>	<b>88-33</b>	<b>1,091</b>	<b>57-185</b>	<b>.308</b>	<b>14-64</b>	<b>.219</b>	<b>68-88</b>	<b>.773</b>	<b>95</b>	<b>1.1</b>	<b>90</b>	<b>115</b>	<b>70</b>	<b>0</b>	<b>29</b>	<b>196</b>	<b>2.2</b>



**CAREER HIGHS**

Points ..... 7, vs. Delaware (11/25/14)  
 Rebounds..... 3, 3x, last vs. Arizona St. (1/24/15)  
 Assists..... 3, 2x, last at BYU (12/20/14)  
 Steals ..... 2, vs. LMU (12/17/14)  
 Minutes ..... 27, at Texas (12/23/14)

**SEASON HIGHS**

Points ..... n/a  
 Rebounds..... n/a  
 Assists..... n/a  
 Blocks ..... n/a  
 Steals ..... n/a

**2015-16 GAME-BY-GAME**

Opponent	Min.	FG	3FG	FT	O	D	R	PF	A	T	O	B	S	Pts
Green Bay				DNP										
Charleston So.				DNP										
SMU				DNP										
Saint Mary's				DNP										
Villanova				DNP										
Arkansas				DNP										
Dartmouth				DNP										
DePaul				DNP										
Texas				DNP										
Sacramento St.				DNP										
Carroll				DNP										
Utah				DNP										
Colorado				DNP										
Oregon State				DNP										
Oregon				DNP										
California				DNP										
Arizona				DNP										
Arizona State				DNP										
Colorado				DNP										
Utah				DNP										
California				DNP										
Oregon State				DNP										
Oregon				DNP										
Wash. St.				DNP										
Washington				DNP										
USC				DNP										
UCLA				DNP										
Arizona St.				DNP										
Arizona				DNP										
Washington														

Category	2015-16 (Career)
Double-doubles	0 (0)
Double-figure pts.	0 (0)
Double-figure reb.	0 (0)
20-point games	0 (0)
30-point games	0 (0)

- Expected to enter the season as the starting point guard before suffering compound fracture of right forearm in practice on Nov. 2, requiring immediate surgery. Will miss 2015-16 season.
- Appeared in 36 games, making one start as a freshman
- Averaged 1.9 points in 2014-15.
- Shot 23-of-64 from the field and 12-of-36 from three-point territory last season
- Contributed seven points (3-of-5 FG) and three rebounds versus Delaware (Nov. 25)
- Played season-high 27 minutes against Texas (Dec. 23)
- Made first career start against UCLA (Jan. 8), playing 10 minutes
- Totaled five points and two rebounds against Connecticut (Jan. 17)
- Born in Pasadena, Calif.

**CAREER STATISTICS**

Year	G-Gs	Min	Fg-Fga	Pct	3p-3pa	Pct	Ft-Fta	Pct	Reb	Avg	Pf	Ast	To	Blk	St	Tp	Avg
2014-15	36-1	399	23-64	.359	12-36	.333	11-17	.647	34	0.9	38	24	13	1	9	69	1.9
2015-16	-	-	-	-	-	-	-	-	-	-	-	-	-	-	-	-	-
<b>Totals</b>	<b>36-1</b>	<b>399</b>	<b>23-64</b>	<b>.359</b>	<b>12-36</b>	<b>.333</b>	<b>11-17</b>	<b>.647</b>	<b>34</b>	<b>0.9</b>	<b>38</b>	<b>24</b>	<b>13</b>	<b>1</b>	<b>9</b>	<b>69</b>	<b>1.9</b>



**CAREER HIGHS**

Points..... 10, vs. Green Bay (11/13/15)  
 Rebounds...4, 2x, last vs. Carroll College (12/27/15)  
 Assists..... 4, 2x, last vs. USC (2/25/16)  
 Steals.....3, at California (2/6/16)  
 Minutes.....23, 2x, last at Saint Mary's (11/22/15)

**SEASON HIGHS**

Points..... 10, vs. Green Bay (11/13/15)  
 Rebounds...4, 2x, last vs. Carroll College (12/27/15)  
 Assists..... 4, 2x, last vs. USC (2/25/16)  
 Steals.....3, at California (2/6/16)  
 Minutes.....23, 2x, last at Saint Mary's (11/22/15)

**2015-16 GAME-BY-GAME**

Opponent	Min.	FG	3FG FT	OD R	PF	A	TO	B	S	Pts
Green Bay	23	4-7	1-4	1-2	0 0 0	4	0	2	0 0	10
Charleston So.	20	4-5	0-0	1-2	2 1 3	2	1	2	0 0	9
SMU	14	2-5	1-3	0-1	0 0 0	2	1	1	0 0	5
Saint Mary's*	23	1-3	0-1	2-2	0 0 0	1	4	1	0 1	4
Villanova	14	1-2	0-0	1-2	0 4 4	2	1	4	0 1	3
Arkansas	4	0-0	0-0	0-0	0 0 0	1	0	1	0 0	0
Dartmouth										DNP
DePaul	3	0-0	0-0	0-0	0 0 0	0	1	2	0 0	0
Texas	11	2-4	0-0	0-0	0 0 0	0	1	0	0 0	4
Sacramento St.	9	0-1	0-1	0-0	0 1 1	0	0	1	0 0	0
Carroll	18	1-2	1-1	0-0	0 4 4	1	1	3	0 1	3
Utah	4	0-1	0-0	0-0	0 0 0	0	0	0	0 0	0
Colorado	8	1-2	0-0	0-0	0 1 1	0	0	1	0 1	2
Oregon State	5	0-0	0-0	0-0	0 0 0	1	2	1	0 0	0
Oregon	8	0-1	0-0	0-0	0 0 0	1	1	1	0 0	0
California	2	0-1	0-0	0-0	0 0 0	0	0	1	0 0	0
Arizona	8	0-0	0-0	0-0	0 0 0	0	0	1	0 0	0
Arizona State										DNP
Colorado	10	0-2	0-1	0-0	0 0 0	1	1	0	0 0	0
Utah	13	1-1	0-0	0-0	0 1 1	1	0	1	1 2	2
California	20	4-4	0-0	1-4	0 1 1	1	3	1	0 3	9
Oregon State	10	0-1	0-0	0-0	0 1 1	0	0	1	0 0	0
Oregon	3	0-1	0-0	0-0	0 0 0	0	1	0	0 0	0
Wash. St.	9	0-1	0-0	0-0	0 1 1	0	1	0	0 0	0
Washington	8	0-1	0-0	0-1	0 0 0	0	0	0	0 0	0
USC	19	1-2	0-0	0-0	0 1 1	0	4	3	0 1	2
UCLA	13	2-2	1-1	0-0	0 1 1	0	1	1	0 0	5
Arizona St.*	16	1-1	1-1	0-0	0 0 0	2	3	3	0 0	3
Arizona	21	0-2	0-1	0-0	0 1 1	0	2	0	0 0	0
Washington										

Category	2015-16 (Career)
Double-doubles	0 (0)
Double-figure pts.	1 (1)
Double-figure reb.	0 (0)
20-point games	0 (0)
30-point games	0 (0)

- Point guard, has seen action in 27 games, earning the start at Saint Mary's and at Arizona State
- Recorded nine points and a career-high three steals at California
- Is averaging 17.3 minutes in last four contests (11.6 mpg overall)
- Has totaled 10 points in last four games, after not scoring in the previous four contests.
- First career start at Saint Mary's, playing career-long 23 minutes
- Career-highs in points (10) and minutes (23) against Green Bay
- Suffered broken left wrist in final game of trip to Italy in August and missed most of the preseason
- Missed 2014-15 season due to broken right wrist
- Season-opening Green Bay game on Nov. 13, 2015 was first action since March 27, 2014
- Played in 16 games as a freshman, averaging 4.6 minutes per contest
- Twin brother is Marcus Allen
- Parents, Carl and Trina Allen, are both doctors
- Mother, Trina, was a gymnast at Stanford

**CAREER STATISTICS**

Year	G-Gs	Min	Fg-Fga	Pct	3p-3pa	Pct	Ft-Fta	Pct	Reb	Avg	Pf	Ast	To	Blk	St	Tp	Avg
2013-14	16-0	74	5-9	.556	0-1	.000	3-5	.600	3	0.2	5	1	1	0	1	13	0.8
2014-15																	-DNP-
2015-16	27-2	312	25-52	.481	5-14	.357	6-14	.429	20	0.7	20	29	32	1	10	61	2.3
<b>Totals</b>	<b>43-2</b>	<b>386</b>	<b>30-61</b>	<b>.492</b>	<b>5-15</b>	<b>.333</b>	<b>9-19</b>	<b>.474</b>	<b>23</b>	<b>0.5</b>	<b>25</b>	<b>30</b>	<b>33</b>	<b>1</b>	<b>11</b>	<b>74</b>	<b>1.7</b>



**CAREER HIGHS**

Points..... 26, at Washington State (2/18/16)  
 Rebounds.....15, vs. Oregon State (2/26/15)  
 Assists..... 3, vs. Arizona State (1/24/15)  
 Blocks ..... 7, vs. Green Bay (11/13/15)  
 Minutes.....37, at Washington State (2/18/16)

**SEASON HIGHS**

Points..... 26, at Washington State (2/18/16)  
 Rebounds...12, 2x, last vs. Carroll College (12/27/15)  
 Assists..... 2, 6x, last vs. USC (2/25/16)  
 Blocks ..... 7, vs. Green Bay (11/13/15)  
 Minutes.....37, at Washington State (2/18/16)

**2015-16 GAME-BY-GAME**

Opponent	Min.	FG	3FG FT	OD R	PF	A	TO	B	S	Pts	
Green Bay	35	4-8	0-1	5-6	2 9	11	2	2	3	7	13
Charleston So.*	28	5-10	0-0	3-5	4 8	12	2	0	0	1	13
SMU*	16	3-4	0-0	4-5	1 5	6	4	1	3	3	10
Saint Mary's	14	3-5	0-1	0-0	1 2	3	2	1	2	1	6
Villanova*	7	0-2	0-0	2-2	1 0	1	4	0	2	0	2
Arkansas*	23	6-9	0-0	0-2	2 2	4	3	0	2	2	12
Dartmouth*	27	2-4	0-0	0-1	1 7	8	3	2	2	2	4
DePaul*	26	2-7	1-2	1-2	0 6	6	3	1	0	3	6
Texas*	32	5-9	1-2	0-0	2 5	7	2	2	2	1	11
Sacramento St.*	25	9-15	0-0	3-5	4 5	9	4	1	0	1	21
Carroll*	21	3-6	0-0	2-2	2 10	12	1	2	2	2	8
Utah*	33	4-12	0-1	5-8	4 4	8	5	0	0	2	13
Colorado*	34	8-15	1-3	2-2	1 7	8	4	0	0	1	19
Oregon State*	18	3-7	0-0	2-2	3 5	8	5	0	1	0	8
Oregon*	34	7-13	1-1	3-4	4 1	5	3	0	4	0	18
California*	24	4-11	0-2	0-0	2 2	4	4	0	2	3	8
Arizona*	20	3-8	0-1	3-4	2 2	4	5	0	0	0	9
Arizona State*	25	5-11	0-1	1-1	0 7	7	3	2	2	0	11
Colorado*	16	2-6	0-0	0-2	1 4	5	3	1	0	0	4
Utah*	20	3-6	0-0	1-2	2 1	3	3	0	1	0	7
California*	2	0-1	0-0	0-0	0 0	0	2	1	1	0	0
Oregon State*	20	3-9	0-2	0-0	1 1	2	0	1	4	0	6
Oregon*	12	0-1	0-0	0-0	0 2	2	4	0	2	1	1
Wash. St.*	37	10-15	2-2	4-4	4 6	10	4	1	1	3	26
Washington*	35	1-10	0-1	2-2	2 8	10	3	1	2	0	4
USC*	27	5-13	0-2	0-1	0 6	6	5	2	0	3	10
UCLA*	34	12-14	0-0	0-4	4 5	9	3	1	2	2	24
Arizona St.*	33	6-13	3-5	0-0	1 5	6	3	0	1	0	15
Arizona*	33	6-10	0-1	2-2	3 6	9	1	0	3	0	14
Washington											

Category	2015-16 (Career)
Double-doubles	3 (5)
Double-figure pts.	15 (17)
Double-figure reb.	5 (7)
20-point games	3 (3)
30-point games	0 (0)

- Starting forward, has started 26 games
- Ranks ninth in Pac-12 in blocks (1.3 bpg)
- Has averaged 15.8 ppg in the last four games
- Has averaged 8.3 rpg in last six games (6.4 overall)
- Career-highs in points (26), steals (4) and minutes (37) at Washington State. Posted double-double with 10 rebounds
- Totaled 24 points, nine rebounds and two blocks in win over UCLA
- Blocked Dillon Brooks' shot in final seconds to seal win vs. Oregon
- Has averaged 33.2 minutes per game in last six contests, after being limited to 34 total minutes vs. Cal, Oregon State and Oregon (Feb. 6-13) with a thigh injury
- Opened the season with back-to-back double-doubles, with 13 points and 11 rebounds vs. Green Bay and 13 points and 12 rebounds against Charleston Southern
- Recorded a career-high seven blocks vs. Green Bay, fourth-most in a game in school history
- Has recorded multiple blocks in 11 contests, with at least three blocks in six games this year
- Appeared in 30 games, making six starts as a freshman in 2014-15
- Starting quarterback of his high school football team

**CAREER STATISTICS**

Year	G-Gs	Min	Fg-Fga	Pct	3p-3pa	Pct	Ft-Fta	Pct	Reb	Avg	Pf	Ast	To	Blk	St	Tp	Avg
2014-15	30-6	338	41-74	.554	0-2	.000	11-22	.500	81	2.7	76	13	15	23	11	93	3.1
2015-16	29-26	710	124-254	.488	9-28	.321	45-68	.662	185	6.4	90	22	44	38	30	302	10.4
<b>Totals</b>	<b>59-32</b>	<b>1,048</b>	<b>165-328</b>	<b>.503</b>	<b>9-30</b>	<b>.300</b>	<b>56-90</b>	<b>.622</b>	<b>266</b>	<b>4.5</b>	<b>166</b>	<b>35</b>	<b>59</b>	<b>61</b>	<b>41</b>	<b>395</b>	<b>6.7</b>





**CAREER HIGHS**

Points.....25, vs. USC (2/25/16)  
 Rebounds..... 10, vs. Villanova (11/26/15)  
 Assists..... 8, vs. Charleston So. (11/15/15)  
 Steals.....4, at Colorado (1/27/16)  
 Minutes..... 37, 2x, last vs. Utah (1/1/16)

**SEASON HIGHS**

Points.....25, vs. USC (2/25/16)  
 Rebounds..... 10, vs. Villanova (11/26/15)  
 Assists..... 8, vs. Charleston So. (11/15/15)  
 Steals.....4, at Colorado (1/27/16)  
 Minutes..... 37, 2x, last vs. Utah (1/1/16)

**2015-16 GAME-BY-GAME**

Opponent	Min.	FG	3FG FT	OD R	PF	A	TO	B	S	Pts	
Green Bay*	32	5-11	1-4	3-5	0 0 0	4	2	5	1	2	14
Charleston So.*	31	7-13	3-6	3-5	3 3 6	2	8	1	0	1	20
SMU*	33	1-7	0-3	4-4	2 1 3	1	4	2	0	1	6
Saint Mary's*	26	2-9	2-5	4-4	1 0 1	2	1	1	0	0	10
Villanova	30	3-8	0-3	5-7	4 6 10	1	0	3	0	0	11
Arkansas	23	2-7	1-3	0-0	0 1 1	2	2	0	0	0	5
Dartmouth	14	1-5	0-3	2-2	1 0 1	1	0	1	0	0	4
DePaul	25	4-7	3-5	5-5	0 0 0	3	1	1	0	3	16
Texas	32	6-10	6-7	6-6	1 5 6	2	0	0	0	0	24
Sacramento St.*	37	6-15	3-11	5-8	3 2 5	2	5	0	0	0	20
Carroll*	24	6-9	3-5	3-4	1 2 3	1	4	0	0	2	18
Utah*	37	2-8	0-3	0-2	2 5 7	4	4	0	0	2	4
Colorado*	32	1-10	0-3	1-2	2 4 6	2	0	1	0	0	3
Oregon State*	36	5-13	2-7	2-2	3 2 5	3	4	0	0	0	14
Oregon*	24	1-5	0-2	0-0	0 0 0	3	1	2	0	1	2
California*	34	4-10	2-4	4-5	3 1 4	0	1	0	0	1	14
Arizona*	34	3-10	1-7	4-4	0 3 3	2	1	1	0	1	11
Arizona State*	30	3-7	2-4	1-2	0 2 2	3	1	1	0	0	9
Colorado*	26	3-6	1-3	2-2	0 1 1	3	0	0	1	4	9
Utah*	33	5-11	1-6	5-7	2 3 5	4	1	3	0	1	16
California*	27	4-9	1-4	1-3	3 2 5	1	0	1	0	0	10
Oregon State*	22	2-6	2-4	0-0	1 1 2	4	1	1	0	1	6
Oregon	27	6-9	2-2	2-3	0 3 3	3	2	0	0	2	16
Wash. St.	22	4-8	3-6	3-4	0 1 1	4	1	1	1	0	14
Washington	30	4-10	1-4	0-0	3 1 4	1	1	3	0	2	9
USC	28	8-10	5-7	4-6	2 4 6	0	2	1	0	3	25
UCLA	28	4-8	2-4	6-8	1 2 3	1	3	0	0	1	16
Arizona St.	36	7-14	4-10	1-2	0 3 3	2	3	2	0	1	19
Arizona*	34	2-10	1-5	3-4	1 6 7	2	2	1	0	1	8
Washington											

Category	2015-16 (Career)
Double-doubles	1 (1)
Double-figure pts.	17 (17)
Double-figure reb.	1 (1)
20-point games	4 (4)
30-point games	0 (0)

- Shooting guard, has played in all 29 games with 18 starts
- Returned to starting lineup last time out at Arizona, after coming off the bench the previous six games
- Largest increase among returning players in the Pac-12 in points per game (+10.2) from this season (12.2) to last season (2.0)
- Averaging 15.3 ppg in 28.3 mpg in last seven games
- Recorded 12 three-pointers in the last four games
- Scored a career-high 25 points in 28 minutes, including 22 in the first half, in the win over USC
- Scored 24 points, was 6-of-7 from three-point range, vs. Texas. Six threes was a career-high
- Scored 20 points in a career-long 37 minutes vs. Sacramento State
- Posted first career double-double with 11 points and 10 rebounds against Villanova
- Is averaging 29.2 minutes per game, after logging 8.6 minutes per game as a freshman
- Competed in 31 games as a freshman, averaging 2.0 points and 1.0 rebounds
- Made first career start against BYU (Dec. 20) as a freshman, playing 10 minutes
- Named Arizona's 2014 Gatorade Player of the Year as a senior in high school
- Currently owns more than 150 pairs of shoes

**CAREER STATISTICS**

Year	G-Gs	Min	Fg-Fga	Pct	3p-3pa	Pct	Ft-Fta	Pct	Reb	Avg	Pf	Ast	To	Blk	St	Tp	Avg
2014-15	31-1	267	17-48	.354	9-25	.360	18-26	.692	31	1.0	20	17	14	1	6	61	2.0
2015-16	29-18	846	111-265	.419	52-140	.371	79-106	.745	103	3.6	63	55	32	3	30	353	12.2
<b>Totals</b>	<b>60-19</b>	<b>1,113</b>	<b>128-313</b>	<b>.409</b>	<b>61-165</b>	<b>.370</b>	<b>97-132</b>	<b>.735</b>	<b>134</b>	<b>2.2</b>	<b>83</b>	<b>72</b>	<b>46</b>	<b>4</b>	<b>36</b>	<b>414</b>	<b>6.9</b>



**CAREER HIGHS**

Points.....17, 2x, last vs. Arizona (1/21/16)  
 Rebounds..... 6, vs. Charleston So. (11/15/15)  
 Assists.....3, 3x, last vs. Arizona State (1/23/16)  
 Steals..... 2, 2x, last at Colorado (1/27/16)  
 Minutes.....32, vs. Oregon State (2/11/16)

**SEASON HIGHS**

Points.....17, 2x, last vs. Arizona (1/21/16)  
 Rebounds..... 6, vs. Charleston So. (11/15/15)  
 Assists.....3, 3x, last vs. Arizona State (1/23/16)  
 Steals..... 2, 2x, last at Colorado (1/27/16)  
 Minutes.....32, vs. Oregon State (2/11/16)

**2015-16 GAME-BY-GAME**

Opponent	Min.	FG	3FG FT	OD R	PF	A	TO	B	S	Pts	
Green Bay*	8	0-2	0-0	0-0	0 1 1	2	0	1	0	0	0
Charleston So.	21	1-4	0-1	5-9	2 4 6	3	2	0	0	2	7
SMU	4	0-1	0-1	0-0	0 0 0	0	0	0	0	0	0
Saint Mary's	8	1-3	0-1	0-0	1 1 2	1	0	0	0	1	2
Villanova	13	3-5	2-2	0-0	0 0 0	3	0	1	0	0	8
Arkansas	12	1-3	0-1	1-2	0 2 2	0	1	2	0	0	3
Dartmouth	6	1-3	0-1	0-0	1 1 2	1	0	1	0	0	2
DePaul	12	3-4	1-1	2-3	0 2 2	2	1	1	0	1	9
Texas	13	0-3	0-0	3-4	0 2 2	2	2	2	0	0	3
Sacramento St.	10	0-2	0-1	0-0	0 0 0	0	1	1	1	0	0
Carroll	16	4-8	2-4	0-0	1 4 5	1	2	1	0	1	10
Utah	25	7-13	0-1	3-5	3 1 4	2	0	1	0	0	17
Colorado	23	2-7	1-2	4-4	1 4 5	0	3	2	0	0	9
Oregon State	14	2-3	0-0	2-3	0 2 2	3	2	1	0	0	6
Oregon	25	2-6	0-1	2-3	0 3 3	2	3	0	0	0	6
California	27	3-6	1-1	4-6	1 3 4	1	2	2	1	1	11
Arizona	31	6-10	2-3	3-4	2 1 3	3	1	1	0	1	17
Arizona State	23	1-4	0-2	3-4	0 2 2	2	3	2	0	1	5
Colorado	27	4-15	2-4	2-2	3 1 4	1	1	2	2	2	12
Utah	28	4-10	0-4	5-6	0 4 4	4	1	2	0	1	13
California*	27	3-9	1-2	0-0	0 3 3	3	0	1	0	0	7
Oregon State*	32	3-9	2-4	0-0	0 2 2	1	2	2	0	0	8
Oregon*	23	3-5	2-2	0-0	1 4 5	0	1	1	0	1	8
Wash. St.	2	0-1	0-0	0-0	0 0 0	0	0	0	0	0	0
Washington											
USC	12	1-2	1-2	0-0	0 0 0	0	0	0	0	0	3
UCLA	3	0-0	0-0	0-0	0 0 0	0	0	0	0	0	0
Arizona St.	8	0-1	0-1	0-0	0 0 0	2	0	2	0	0	0
Arizona											
Washington											

Category	2015-16 (Career)
Double-doubles	0 (0)
Double-figure pts.	6 (6)
Double-figure reb.	0 (0)
20-point games	0 (0)
30-point games	0 (0)

- Freshman forward, has played in all but two games (missing games at Washington and at Arizona with an ankle injury)
- Has started four games this season
- Averaging 7.6 points in 20.6 minutes in Pac-12 play, after averaging 4.0 points in 11.2 minutes in first 11 games
- Matched career-high with 17 points against No. 12 Arizona
- Career-high 17 points all in the second half and overtime in win over No. 21 Utah
- Recorded 11 points and four rebounds in 27 minutes in the victory over California
- Started first collegiate game against Green Bay
- Has played at least 10 minutes in 20 games, including 17 of his last 20 contests
- Has played at least 20 minutes in nine of his last 13 games
- 10 points in 16 minutes against Carroll College
- Scored first career points, finishing with seven overall against Charleston Southern
- Also collected six rebounds and two steals in career-long 21 minutes vs. Charleston Southern
- First Team All-State selection in Georgia as a senior, averaging 28.0 ppg
- Father, Marcus, played basketball at Morgan State and in Puerto Rico

**CAREER STATISTICS**

Year	G-Gs	Min	Fg-Fga	Pct	3p-3pa	Pct	Ft-Fta	Pct	Reb	Avg	Pf	Ast	To	Blk	St	Tp	Avg
2015-16	27-4	453	55-139	.396	17-42	.405	39-55	.709	63	2.3	39	28	29	2	12	166	6.1





**CAREER HIGHS**

Points .....22, vs. UC Davis (3/17/15)  
 Rebounds..... 11, vs. USC (2/8/15)  
 Assists ...6, 2x, last vs. Sacramento State (12/21/15)  
 Steals ..... 5, vs. Texas (12/19/15)  
 Minutes.....42, vs. Utah (1/1/16)

**SEASON HIGHS**

Points .....18, vs. SMU (11/19/15)  
 Rebounds..... 10, vs. California (1/14/16)  
 Assists.....6, vs. Sacramento State (12/21/15)  
 Steals ..... 5, vs. Texas (12/19/15)  
 Minutes.....42, vs. Utah (1/1/16)

**2015-16 GAME-BY-GAME**

Opponent	Min.	FG	3FG FT	OD R	PF	A	T	B	S	Pts			
Green Bay										DNP			
Charleston So.										DNP			
SMU	24	4-8	1-3	9-13	2	1	3	2	2	0	0	1	18
Saint Mary's*	28	6-11	2-5	0-0	0	1	1	4	1	2	0	1	14
Villanova*	38	3-12	0-1	6-7	1	4	5	2	2	3	0	2	12
Arkansas*	36	4-9	0-1	3-6	0	2	2	2	5	3	0	1	12
Dartmouth	34	5-9	1-2	1-4	3	2	5	3	4	1	0	1	12
DePaul*	29	7-15	3-5	0-0	0	4	4	2	1	2	0	2	17
Texas*	33	3-12	0-2	2-2	0	3	3	3	4	2	0	5	8
Sacramento St.*	37	3-7	0-2	3-4	1	5	6	2	6	1	0	2	9
Carroll*	24	7-13	1-4	0-0	1	2	3	2	0	0	0	2	15
Utah*	42	4-11	2-5	4-4	2	4	6	3	0	4	0	1	14
Colorado*	35	2-8	0-1	3-6	1	1	2	2	1	0	0	2	7
Oregon State*	35	5-11	1-3	4-6	4	2	6	2	1	2	0	3	15
Oregon*	33	3-9	1-4	5-5	0	1	1	5	1	2	0	1	12
California*	36	2-5	0-0	12-16	2	8	10	2	1	2	0	1	16
Arizona*	35	3-10	0-3	2-3	1	2	3	2	3	0	0	1	8
Arizona State*	38	5-12	1-4	2-2	1	4	5	3	3	1	0	3	13
Colorado*	32	1-4	3-4	2	1	3	3	1	3	0	2	10	10
Utah*	29	3-12	0-5	4-4	3	0	3	2	1	3	0	2	10
California*	32	2-9	0-2	4-5	1	4	5	4	1	0	0	1	8
Oregon State*	34	1-2	0-1	4-5	0	7	7	3	3	2	1	0	6
Oregon	16	1-2	0-1	4-6	0	2	2	3	1	2	0	1	6
Wash. St.*	33	4-10	0-4	2-3	1	2	3	1	3	1	0	0	10
Washington*	28	2-4	1-1	0-0	1	0	1	4	0	2	0	0	5
USC*	27	5-9	1-3	4-5	2	2	4	0	0	1	0	1	15
UCLA*	25	2-5	0-2	1-2	0	0	0	1	2	1	0	0	5
Arizona St.*	23	2-5	0-2	2-2	2	1	3	2	1	2	0	1	4
Arizona	25	5-7	1-2	5-7	0	3	3	2	2	0	0	1	16
Washington													

- Starting guard, who is third (regular starters) in scoring (11.0 ppg)
- Has started 24 of 27 games he has played in this season
- Ranks sixth in the Pac-12 in steals (1.4 spg)
- Scored 16 points (most since Jan. 14 at Cal) last time out at Arizona
- Posted second career double-double with 16 points and 10 rebounds in 37 minutes in the win over California
- Scored all 12 of his points at Oregon in the second half
- Recorded a season-high 18 points in 24 minutes in season debut against SMU
- Scored 11 points in first 6:14 vs. DePaul, finishing with 17 points in 29 minutes (3-of-5 3-PT FG)
- Has played in 96 career games, tied with Rosco Allen for the most career games on the roster
- Played in all 36 games with 23 starts during his sophomore season last year
- Competed in 33 games as a freshman, averaging 1.7 points and 1.1 rebounds
- Twin brother is Malcolm Allen
- Mother, Trina, was a former gymnast at Stanford

Category	2015-16 (Career)
Double-doubles	1 (2)
Double-figure pts.	17 (24)
Double-figure reb.	1 (3)
20-point games	0 (1)
30-point games	0 (0)

**CAREER STATISTICS**

Year	G-Gs	Min	Fg-Fga	Pct	3p-3pa	Pct	Ft-Fta	Pct	Reb	Avg	Pf	Ast	To	Blk	St	Tp	Avg
2013-14	33-0	286	23-63	.365	3-17	.176	6-16	.375	36	1.1	24	17	10	2	12	55	1.7
2014-15	36-23	820	89-174	.511	13-40	.325	38-71	.535	125	3.5	88	41	41	4	30	229	6.4
2015-16	27-24	840	96-237	.405	17-72	.236	88-121	.727	99	3.7	66	50	42	1	38	297	11.0
<b>TOTAL</b>	<b>96-47</b>	<b>1,946</b>	<b>208-474</b>	<b>.439</b>	<b>33-129</b>	<b>.256</b>	<b>132-208</b>	<b>.635</b>	<b>260</b>	<b>2.7</b>	<b>178</b>	<b>108</b>	<b>93</b>	<b>7</b>	<b>80</b>	<b>581</b>	<b>6.1</b>



**CAREER HIGHS**

Points .....8, at Oregon State (1/6/16)  
 Rebounds.....5, at Colorado (1/27/16)  
 Assists.....1, 2x, last vs. Arizona (1/21/16)  
 Blocks .....4, vs. Carroll College (12/27/15)  
 Minutes.....16, vs. Carroll College (12/27/15)

**SEASON HIGHS**

Points .....8, at Oregon State (1/6/16)  
 Rebounds.....5, at Colorado (1/27/16)  
 Assists.....1, 3x, last vs. UCLA (2/27/16)  
 Blocks .....4, vs. Carroll College (12/27/15)  
 Minutes.....19, at Arizona (3/5/16)

**2015-16 GAME-BY-GAME**

Opponent	Min.	FG	3FG FT	OD R	PF	A	T	B	S	Pts			
Green Bay	9	1-1	0-0	0-2	1	3	4	1	0	0	3	0	2
Charleston So.	14	2-5	0-1	2-2	1	2	3	4	0	0	2	0	6
SMU	8	0-1	0-0	0-0	1	1	2	0	0	1	0	0	0
Saint Mary's													DNP
Villanova	3	0-1	0-0	0-0	1	0	1	0	0	0	0	0	0
Arkansas													DNP
Dartmouth	2	0-0	0-0	0-0	0	0	0	0	0	1	0	0	0
DePaul	2	0-0	0-0	0-0	0	0	0	0	0	0	0	0	0
Texas	5	0-1	0-0	0-0	1	0	1	0	0	1	2	1	0
Sacramento St.	5	1-1	0-0	0-0	0	0	0	0	0	0	1	1	2
Carroll	16	1-4	0-0	1-3	0	2	2	1	1	0	4	1	3
Utah	4	0-0	0-0	0-1	0	0	0	3	0	0	0	0	0
Colorado													DNP
Oregon State	6	4-6	0-1	0-0	1	1	2	1	0	1	1	0	8
Oregon	3	0-0	0-0	0-0	0	1	1	0	0	0	0	0	0
California	5	0-0	0-0	0-0	0	2	2	3	0	0	1	0	0
Arizona	7	0-1	0-0	0-1	1	2	3	2	1	0	0	0	0
Arizona State	1	0-0	0-0	0-0	0	0	0	0	0	0	0	0	0
Colorado	10	2-3	0-0	0-0	3	2	5	2	0	0	2	0	4
Utah	6	0-0	0-0	0-0	0	1	1	2	0	0	0	0	0
California	11	2-4	0-1	0-0	1	0	1	5	0	0	0	0	4
Oregon State													DNP
Oregon	8	1-2	0-1	0-0	0	1	1	3	0	0	1	0	2
Wash. St.	5	0-0	0-0	0-0	0	1	1	0	0	0	0	0	0
Washington	11	1-1	0-0	0-1	0	2	2	1	0	1	1	1	2
USC	12	1-2	0-0	0-0	1	2	3	1	0	0	1	0	2
UCLA	15	2-4	1-1	0-0	1	2	3	4	1	1	1	1	5
Arizona St.	7	2-4	0-0	1-2	0	1	1	2	0	0	1	0	5
Arizona	19	2-4	0-1	1-1	0	1	1	3	0	0	1	0	5
Washington													

- Freshman center, who has seen action in 25 games (did not play against Saint Mary's, Arkansas, Colorado and OSU)
- Tallest member of the team
- Posted a career-best eight points in six minutes at Oregon State
- Five rebounds in 10 minutes of action at Colorado
- Scored 19 of his 50 points on the season in last five games
- Averaging 12.8 minutes (7.8 mpg overall) in the last five contests, career-long 19 minutes at Arizona
- Has 22 blocks and 40 rebounds in 194 minutes on the year
- Career-high four blocks in 16 minutes vs. Carroll College
- Five points with three rebounds, a block and a steal in 15 minutes against UCLA
- Played 14 minutes against Charleston Southern, collecting six points and two blocks
- Led Stanford in blocks during six-game exhibition tour of Italy
- Four-star recruit by Rivals.com (No. 83 overall) and ESPN.com (No. 75 overall), which also placed him as the nation's 13th-ranked center in 2014 class
- Averaged 11.5 points, 10 rebounds, three blocks and two assists, while shooting 44 percent from three-point range his senior season

Category	2015-16 (Career)
Double-doubles	0 (0)
Double-figure pts.	0 (0)
Double-figure reb.	0 (0)
20-point games	0 (0)
30-point games	0 (0)

**CAREER STATISTICS**

Year	G-Gs	Min	Fg-Fga	Pct	3p-3pa	Pct	Ft-Fta	Pct	Reb	Avg	Pf	Ast	To	Blk	St	Tp	Avg
2015-16	25-0	194	22-45	.489	1-6	.167	5-13	.385	40	1.6	38	3	6	22	5	50	2.0



**CAREER HIGHS**

Points .....5, at Colorado (1/27/16)  
 Rebounds.....6, vs. Oregon (2/13/16)  
 Assists..... 4, 2x, last at Arizona State (3/3/16)  
 Steals ..... 1, 3x, last vs. Utah (1/1/16)  
 Minutes.....22, at Arizona State (3/3/16)

**SEASON HIGHS**

Points .....5, at Colorado (1/27/16)  
 Rebounds.....6, vs. Oregon (2/13/16)  
 Assists..... 4, 2x, last at Arizona State (3/3/16)  
 Steals ..... 1, 5x, last at Arizona (3/5/16)  
 Minutes.....22, at Arizona State (3/3/16)

**2015-16 GAME-BY-GAME**

Opponent	Min.	FG	3FG FT	O D R	PF	A TO B	S Pts
Green Bay			DNP				
Charleston Sa.			DNP				
SMU			DNP				
Saint Mary's			DNP				
Villanova	8	0-1	0-0	2 0 2	1 1	0 0	0
Arkansas	13	0-1	0-1	0 2 2	1 1	0 0	0
Dartmouth	14	0-0	0-0	0 1 1	3 1	1 0	0
DePaul	11	0-0	0-0	2 2	0 0	1 1	0 1 2
Texas	5	0-0	0-0	1 2	0 1	0 0	0 0 1
Sacramento St.	3	0-0	0-0	0 0	0 0	0 0	1 0 0
Carroll	19	1-4	0-2	2 4	2 2	4 2	1 2 1 0 4
Utah	11	0-0	0-0	1 2	0 1	1 1	1 0 0 1 1
Colorado	3	0-0	0-0	0 0	0 0	2 0	0 0 0 0 0
Oregon State	7	0-1	0-1	1 3	0 1	1 0	1 0 0 0 1
Oregon	1	1-1	1-1	0 0	0 0	1 0	0 0 0 0 3
California			DNP				
Arizona	10	0-3	0-0	0 0	0 0	2 1	1 1 0 1 0
Arizona State	3	0-0	0-0	0 0	0 0	0 0	0 0 0 0 0
Colorado	16	2-2	0-0	1 2	0 1	1 3	2 0 0 0 5
Utah	6	1-2	0-0	0 0	1 1	2 5	1 0 0 0 2
California	20	0-0	0-0	2 4	0 1	1 3	0 1 0 0 2
Oregon State	6	0-0	0-0	0 0	0 0	1 1	0 0 0 0 0
Oregon	10	0-1	0-0	1 4	2 4	6 2	0 1 0 0 1
Wash. St.	12	1-2	0-0	0 0	1 0	1 2	1 1 0 0 2
Washington	12	0-2	0-0	3 4	0 0	0 3	0 2 0 0 3
USC	17	0-2	0-0	1 2	0 4	4 1	4 0 0 0 1
UCLA	7	0-0	0-0	0 0	0 0	0 0	0 0 0 0 0
Arizona St.	22	1-1	0-0	1 1	0 1	1 5	4 2 0 0 3
Arizona*	21	0-1	0-1	1 2	2 1	3 0	2 3 0 1 1
Washington							

- Freshman guard, has seen action in 24 games
- Made first career start last time out at Arizona
- Has averaged 15.2 minutes per game in last six contests (10.7 overall)
- Career-high tying four assists in a career-long 22 minutes at ASU
- Career-high five points in 16 minutes at Colorado
- Career-best six rebounds against Oregon
- Career-high four assists against USC
- Collected a career-best six rebounds in 10 minutes in home game against Oregon
- Scored first collegiate points (2) against DePaul
- Played in all six games during Stanford's exhibition tour of Italy
- 2015 Lee Central Coast Newspapers All-Area MVP
- Averaged 20.8 points, 11 rebounds and nearly four blocks per game as a senior at Righetti HS.
- Averaged 23.0 ppg. and 12.0 rpg. his junior season
- Nation's 23rd-ranked player at his position by Scout.com
- Four-star recruit by Rivals.com and Scout.com and ranked No. 71 overall by Rivals.com

Category	2015-16 (Career)
Double-doubles	0 (0)
Double-figure pts.	0 (0)
Double-figure reb.	0 (0)
20-point games	0 (0)
30-point games	0 (0)

**CAREER STATISTICS**

Year	G-Gs	Min	Fg-Fga	Pct	3p-3pa	Pct	Ft-Fta	Pct	Reb	Avg	Pf	Ast	To	Blk	St	Tp	Avg
2015-16	24-1	257	7-24	.292	1-6	.167	17-37	.459	31	1.3	39	23	16	2	5	32	1.3



**CAREER HIGHS**

Points .....18, at Saint Mary's (11/22/15)  
 Rebounds.....14, at Texas (12/23/14)  
 Assists..... 4, at Saint Mary's (11/22/15)  
 Blocks .....3, vs. Rhode Island (3/22/15)  
 Minutes.....44, vs. Green Bay (11/13/15)

**SEASON HIGHS**

Points .....18, at Saint Mary's (11/22/15)  
 Rebounds..... 12, vs. Villanova (11/26/15)  
 Assists..... 4, at Saint Mary's (11/22/15)  
 Blocks ..... 3, Dartmouth (12/12/15)  
 Minutes.....44, vs. Green Bay (11/13/15)

**2015-16 GAME-BY-GAME**

Opponent	Min.	FG	3FG FT	O D R	PF	A TO B	S Pts
Green Bay*	44	5-8	0-0	6-12	3 5 8	4 0 2	0 0 16
Charleston Sa.*	27	4-6	0-0	5-10	1 3 4	5 0 4	0 0 13
SMU*	36	6-9	0-0	0-1	1 5 6	2 0 3	1 1 12
Saint Mary's*	34	9-14	0-0	0-2	4 3 7	2 4 1	0 0 18
Villanova*	34	2-8	0-0	3-8	5 7 12	1 0 2	1 0 7
Arkansas*	27	4-9	0-0	2-5	3 3 6	3 1 3	0 0 10
Dartmouth*	32	4-8	0-0	6-8	5 2 7	1 0 0	3 1 14
DePaul*	28	5-8	0-0	2-4	4 3 7	1 1 2	0 4 12
Texas							DNP
Sacramento St.							DNP
Carroll							DNP
Utah							DNP
Colorado							DNP
Oregon State							DNP
Oregon							DNP
California							DNP
Arizona							DNP
Arizona State							DNP
Colorado							DNP
Utah							DNP
California							DNP
Oregon State							DNP
Oregon							DNP
Wash. St.							DNP
Washington							DNP
USC							DNP
UCLA							DNP
Arizona St.							DNP
Arizona							DNP
Washington							

- Starting forward, who will miss the remainder of the season, after sustaining a left leg injury eight games into the season
- Led team in rebounds (7.1), was second in points (12.8), and third in minutes (32.8) at the time of his injury
- Shot a team-best 55.7 percent from the field
- Scored a career-high 18 points in 34 minutes at Saint Mary's
- Career-high four steals against DePaul
- Averaged a double-double during six-game exhibition tour of Italy
- Played in 28 games, making 12 starts as a freshman in 2014-15
- Hauled down career-best 14 rebounds to go along with seven points in 32 minutes at Texas
- Ranked among nation's top-50 by prospects in the 2014 class: Scout.com (No. 40 overall, No. 7 position), Rivals.com (No. 40 overall) and ESPN.com (No. 23 overall, No. 5 position)
- McDonald's All-American Game participant in 2014, Stanford's first since Brook Lopez and Robin Lopez in 2006 and the school's seventh selection overall
- Member of USA Basketball Junior National Select Team, competing at Nike Hoop Summit in 2014

Category	2015-16 (Career)
Double-doubles	0 (1)
Double-figure pts.	7 (13)
Double-figure reb.	1 (5)
20-point games	0 (0)
30-point games	0 (0)

**CAREER STATISTICS**

Year	G-Gs	Min	Fg-Fga	Pct	3p-3pa	Pct	Ft-Fta	Pct	Reb	Avg	Pf	Ast	To	Blk	St	Tp	Avg
2014-15	28-12	646	67-137	.489	0-0	.000	39-85	.459	156	5.6	60	12	27	7	24	173	6.2
2015-16	8-8	262	39-70	.557	0-0	.000	24-50	.480	57	7.1	19	6	17	5	6	102	12.8
<b>Totals</b>	<b>36-20</b>	<b>908</b>	<b>106-207</b>	<b>.512</b>	<b>0-0</b>	<b>.000</b>	<b>63-135</b>	<b>.467</b>	<b>213</b>	<b>5.9</b>	<b>79</b>	<b>18</b>	<b>44</b>	<b>12</b>	<b>30</b>	<b>275</b>	<b>7.6</b>



**CAREER HIGHS**

Points.....25, 3x, last vs. Oregon (2/13/16)  
 Rebounds.....13, vs. UConn (1/17/15)  
 Assists.....5, 2x, last vs. UCLA (2/27/16)  
 Steals.....4, at Oregon (2/23/13)  
 Minutes.....43, vs. Green Bay (11/13/15)

**SEASON HIGHS**

Points.....25, 3x, last vs. Oregon (2/13/16)  
 Rebounds.....12, vs. Sacramento State (12/21/15)  
 Assists.....5, 2x, last vs. UCLA (2/27/16)  
 Steals.....3, at Oregon (1/10/16)  
 Minutes.....43, vs. Green Bay (11/13/15)

**2015-16 GAME-BY-GAME**

Opponent	Min.	FG	3FG	FT	O	D	R	PF	A	T	B	S	Pts
Green Bay*	43	6-14	3-7	0-0	3	8	11	2	3	2	1	1	15
Charleston So.*	27	7-9	2-3	3-5	1	5	6	2	1	0	1	1	19
SMU*	39	5-9	3-5	1-1	2	0	2	3	2	1	0	2	14
Saint Mary's*	34	1-5	0-1	0-0	1	2	3	5	0	1	0	1	2
Villanova*	29	1-6	0-3	0-0	2	8	10	2	0	2	1	1	2
Arkansas*	36	5-8	3-5	12-15	6	9	3	0	2	1	2	2	25
Dartmouth*	34	5-13	4-7	3-5	4	2	6	3	0	1	0	1	17
DePaul*	32	4-10	2-6	4-4	2	3	5	1	4	2	0	0	14
Texas*	39	5-10	3-7	6-6	0	3	3	2	1	2	0	1	19
Sacramento St.*	36	4-14	1-5	2-6	4	8	12	2	1	2	0	1	11
Carroll*	23	5-7	1-3	4-5	0	1	1	1	3	1	0	0	15
Utah*	38	7-14	2-6	1-3	0	5	5	4	0	1	0	1	17
Colorado*	32	2-10	1-6	2-4	0	1	1	3	2	0	0	2	7
Oregon State*	33	5-10	3-5	8-12	2	6	8	2	1	3	0	1	21
Oregon*	35	4-12	2-6	3-4	2	5	7	3	2	1	0	3	13
California*	37	6-10	2-4	8-9	1	9	10	3	1	4	0	0	22
Arizona*	30	1-12	1-7	1-2	1	6	7	3	3	3	0	1	4
Arizona State*	37	8-14	3-7	5-6	1	2	3	3	1	1	0	1	24
Colorado*	34	7-17	3-8	8-11	3	6	9	4	1	1	1	2	25
Utah*	37	5-17	2-9	4-4	3	2	5	3	1	1	0	0	16
California*	34	4-12	1-3	7-8	2	6	8	3	2	0	0	1	16
Oregon State*	38	3-10	1-6	5-7	2	4	6	2	5	3	0	2	12
Oregon*	36	9-12	4-5	3-5	0	7	7	2	1	6	0	2	25
Wash. St.*	38	4-9	2-5	4-6	2	7	9	2	1	2	0	1	14
Washington*	39	7-17	1-6	5-6	3	6	9	3	1	4	0	3	20
USC*	19	4-7	2-4	7-8	1	0	1	4	4	2	0	0	17
UCLA*	37	7-12	2-6	3-5	1	8	9	2	5	3	0	2	19
Arizona St.*	34	5-10	2-7	2-2	0	9	9	5	1	3	0	1	14
Arizona*	30	4-14	0-8	8-11	1	1	2	3	2	2	0	1	16
Washington													

- Leads team in scoring (15.7 ppg) and minutes (34.2 mpg)
- Fifth in the Pac-12 in scoring in league games (16.8), ninth overall
- Ranks seventh in the Pac-12 in three-point field goals (1.9)
- Has averaged 17.9 ppg over the last seven games
- Has averaged 13.2 points in second half alone in last five games
- Scored all 16 of his points in the second half at California
- Posted a three-pointer in 23 straight games (ended March 5 at Arizona)
- Posted 20 of career-high tying 25 points in second half along with nine rebounds at Colorado
- Matched his career-high again with 25 in the win over No. 11 Oregon
- Double-double with 22 points and 10 rebounds in win over California
- Scored a career-high 25 points, including 11 in final 4:27 in comeback win over Arkansas
- Scored the game-winning basket with 3.2 seconds left to go along with 24 points in win over ASU
- Has played in 96 games, tied with Marcus Allen for most on roster
- Born in Budapest, Hungary and moved to Las Vegas, Nev., at the age of 12
- Has played for the Hungarian National Team

Category	2015-16 (Career)
Double-doubles	3 (3)
Double-figure pts.	22 (34)
Double-figure reb.	4 (6)
20-point games	7 (7)
30-point games	0 (0)

**CAREER STATISTICS**

Year	G-Gs	Min	Fg-Fga	Pct	3p-3pa	Pct	Ft-Fta	Pct	Reb	Avg	Pf	Ast	To	Blk	St	Tp	Avg
2012-13	33-7	391	31-90	.344	5-21	.238	37-56	.661	70	2.1	38	16	29	4	19	104	3.2
2013-14	1-0	7	0-1	.000	0-0	.000	0-0	.000	0	0.0	0	0	0	0	1	0	0.0
2014-15	33-23	872	82-215	.381	38-105	.362	38-55	.691	144	4.4	77	39	37	12	18	240	7.3
2015-16	29-29	991	140-324	.432	56-160	.350	119-160	.744	183	6.3	80	49	56	5	35	455	15.7
<b>TOTAL</b>	<b>96-59</b>	<b>2,261</b>	<b>253-630</b>	<b>.402</b>	<b>99-286</b>	<b>.346</b>	<b>194-271</b>	<b>.716</b>	<b>397</b>	<b>4.1</b>	<b>195</b>	<b>104</b>	<b>122</b>	<b>21</b>	<b>73</b>	<b>799</b>	<b>8.3</b>



**CAREER HIGHS**

Points.....13, vs. Oregon (2/13/16)  
 Rebounds.....8, vs. Northwestern (11/14/13)  
 Assists.....2, 4x, last vs. Oregon (2/13/16)  
 Blocks.....3, vs. Arizona State (1/23/16)  
 Minutes.....32, vs. Oregon (2/13/16)

**SEASON HIGHS**

Points.....13, vs. Oregon (2/13/16)  
 Rebounds.....7, at Oregon State (1/6/16)  
 Assists.....2, 3x, last vs. Oregon (2/13/16)  
 Blocks.....3, vs. Arizona State (1/23/16)  
 Minutes.....32, vs. Oregon (2/13/16)

**2015-16 GAME-BY-GAME**

Opponent	Min.	FG	3FG	FT	O	D	R	PF	A	T	B	S	Pts
Green Bay													DNP
Charleston So.													DNP
SMU													DNP
Saint Mary's	14	0-2	0-0	0-0	0	2	2	2	0	0	1	1	0
Villanova	6	0-1	0-0	0-0	0	1	1	3	0	2	0	1	0
Arkansas	2	0-0	0-0	0-0	0	0	0	1	0	0	0	0	0
Dartmouth	12	0-1	0-0	2-2	2	2	4	0	0	0	2	0	2
DePaul	7	0-0	0-0	0-0	0	0	0	2	0	0	0	0	0
Texas*	8	0-1	0-0	0-0	0	1	1	2	0	1	0	0	0
Sacramento St.	12	0-3	0-0	1-2	3	0	3	1	0	0	0	0	1
Carroll	12	2-4	0-0	0-0	2	1	3	0	1	1	1	0	4
Utah	6	0-0	0-0	0-0	0	1	1	2	0	0	0	0	0
Colorado	16	0-1	0-0	2-2	2	3	5	1	0	0	1	1	2
Oregon State	17	1-3	0-0	1-2	4	3	7	3	0	1	0	1	3
Oregon	11	1-1	0-0	0-0	0	1	1	3	0	1	0	0	2
California	11	0-1	0-0	0-0	0	2	2	3	0	0	0	0	0
Arizona	15	3-6	0-0	2-2	1	0	1	1	0	1	0	1	8
Arizona State	17	3-3	1-1	2-2	1	2	3	4	0	0	3	0	9
Colorado	16	1-3	0-0	0-0	3	1	4	3	0	1	1	0	2
Utah	14	3-3	0-0	0-0	2	1	3	4	1	0	0	0	6
California*	19	2-3	1-1	0-0	0	0	0	5	1	0	0	0	5
Oregon State	22	5-8	0-0	0-3	2	0	2	2	2	0	0	0	10
Oregon*	32	4-8	0-0	5-6	1	1	2	5	2	2	0	2	13
Wash. St.*	14	1-1	1-1	0-0	0	0	0	4	0	0	0	0	3
Washington*	13	1-5	0-0	0-0	3	0	3	5	0	1	0	0	2
USC*	18	1-3	0-1	2-2	2	1	3	5	1	0	0	1	4
UCLA*	25	1-3	1-1	2-4	1	1	2	5	0	0	0	2	5
Arizona St.*	22	0-2	0-0	1-2	0	2	2	2	0	0	2	0	1
Arizona*	17	1-4	0-2	0-0	0	0	0	5	0	2	0	0	2
Washington													

- Senior center who has played in 26 games
- Has started eight of the last nine games
- Scored a career-high 13 in a career-long 32 minutes in the win over No. 11 Oregon
- Recorded 10 points in 22 minutes against Oregon State
- Combined for 17 points in 32 minutes against Arizona and ASU
- Finished with eight points in 15 minutes vs. No. 12 Arizona
- Collected season-high seven rebounds in 17 minutes at Oregon State
- Has played in 86 career games with 11 starts; ranks fourth on the roster in career games
- Limited to eight games his junior season with a hip injury
- Played in 32 games, averaging 1.1 rebounds per contest as a sophomore
- Competed in 20 games during his freshman season
- Father, Pete, played for four teams during a six-year NBA career

Category	2015-16 (Career)
Double-doubles	0 (0)
Double-figure pts.	2 (2)
Double-figure reb.	0 (0)
20-point games	0 (0)
30-point games	0 (0)

**CAREER STATISTICS**

Year	G-Gs	Min	Fg-Fga	Pct	3p-3pa	Pct	Ft-Fta	Pct	Reb	Avg	Pf	Ast	To	Blk	St	Tp	Avg
2012-13	20-0	104	5-10	.500	0-0	.000	4-10	.400	16	0.8	14	5	4	3	3	14	0.7
2013-14	32-0	182	6-16	.375	0-0	.000	9-13	.692	34	1.1	42	7	7	1	3	21	0.7
2014-15	8-4	92	5-12	.417	0-0	.000	2-4	.500	18	2.3	16	4	3	4	3	12	1.5
2015-16	26-9	378	30-70	.429	4-8	.500	20-30	.667	55	2.1	73	6	11	13	9	84	3.2
<b>TOTAL</b>	<b>86-13</b>	<b>756</b>	<b>46-108</b>	<b>.426</b>	<b>4-8</b>	<b>.500</b>	<b>35-57</b>	<b>.614</b>	<b>123</b>	<b>1.4</b>	<b>145</b>	<b>22</b>	<b>25</b>	<b>21</b>	<b>18</b>	<b>131</b>	<b>1.5</b>











NO. 12/11 ARIZONA 71, STANFORD 57
JANUARY 21, 2016 • MAPLES PAVILION • STANFORD, CALIF.

STANFORD 75, ARIZONA STATE 73
JANUARY 23, 2016 • MAPLES PAVILION • STANFORD, CALIF.

Official Basketball Box Score -- Game Totals -- Final Statistics
No. 12/11 Arizona vs Stanford
1/21/16 8:06 p.m. at Stanford, Calif. (Maples Pavilion)

No. 12/11 Arizona 71 • 16-3, 4-2

Table with 13 columns: ##, Player, FG-FGA, 3-Ptr, FT-FTA, Rebounds, PF, TP, A TO Blk Stl, Min. Lists player stats for Arizona.

FG % 1st Half: 9-20 45.0% 2nd half: 13-26 50.0% Game: 22-46 47.8%
3FG % 1st Half: 5-9 55.6% 2nd half: 3-9 33.3% Game: 8-18 44.4%
FT % 1st Half: 8-10 80.0% 2nd half: 11-17 64.7% Game: 19-27 70.4%

Stanford 57 • 10-7, 3-3

Table with 13 columns: ##, Player, FG-FGA, 3-Ptr, FT-FTA, Rebounds, PF, TP, A TO Blk Stl, Min. Lists player stats for Stanford.

FG % 1st Half: 11-32 34.4% 2nd half: 8-30 26.7% Game: 19-62 30.6%
3FG % 1st Half: 3-9 33.3% 2nd half: 1-12 8.3% Game: 4-21 19.0%
FT % 1st Half: 5-6 83.3% 2nd half: 10-14 71.4% Game: 15-20 75.0%

Officials: Verne Harris, Kipp Kissingner, Rick Randall
Technical fouls: No. 12/11 Arizona-None. Stanford-None.
Attendance: 5275

Score by periods

Score by periods table with columns: 1st, 2nd, Total. Shows scores for Arizona and Stanford.

Last FG - ARIZ 2nd-01:46, STAN 2nd-01:33.
Largest lead - ARIZ by 16 2nd-03:34, STAN by 1 2nd-14:19.
ARIZ led for 35:45. STAN led for 01:46. Game was tied for 02:29.

Official Basketball Box Score -- Game Totals -- Final Statistics
Arizona State vs Stanford
1/23/16 8:06 p.m. at Stanford, Calif. (Maples Pavilion)

Arizona State 73 • 11-9 (1-6)

Table with 13 columns: ##, Player, FG-FGA, 3-Ptr, FT-FTA, Rebounds, PF, TP, A TO Blk Stl, Min. Lists player stats for Arizona State.

FG % 1st Half: 12-30 40.0% 2nd half: 15-33 45.5% Game: 27-63 42.9%
3FG % 1st Half: 4-13 30.8% 2nd half: 5-13 38.5% Game: 9-26 34.6%
FT % 1st Half: 6-10 60.0% 2nd half: 4-7 57.1% Game: 10-17 58.8%

Stanford 75 • 11-7 (4-3)

Table with 13 columns: ##, Player, FG-FGA, 3-Ptr, FT-FTA, Rebounds, PF, TP, A TO Blk Stl, Min. Lists player stats for Stanford.

FG % 1st Half: 14-30 46.7% 2nd half: 11-23 47.8% Game: 25-53 47.2%
3FG % 1st Half: 4-10 40.0% 2nd half: 3-10 30.0% Game: 7-20 35.0%
FT % 1st Half: 8-9 88.9% 2nd half: 10-12 83.3% Game: 18-21 85.7%

Officials: Randy McCall, Michael Irving, Casey McClellan
Technical fouls: Arizona State-None. Stanford-None.
Attendance: 4776

Score by periods

Score by periods table with columns: 1st, 2nd, Total. Shows scores for Arizona State and Stanford.

Last FG - ASU 2nd-00:48, STAN 2nd-00:05.
Largest lead - ASU by 1 2nd-01:41, STAN by 11 1st-09:22.
ASU led for 00:23. STAN led for 37:41. Game was tied for 01:56.

COLORADO 91, STANFORD 75
JANUARY 27, 2016 • COORS EVENTS CENTER • BOULDER, COLO.

Official Basketball Box Score -- Game Totals -- Final Statistics
Stanford vs Colorado
1/27/16 7 p.m. at Boulder, Colo. (Coors Events Center)

Stanford 75 • 11-8, 4-4 Pac-12

Table with 13 columns: ##, Player, FG-FGA, 3-Ptr, FT-FTA, Rebounds, PF, TP, A TO Blk Stl, Min. Lists player stats for Stanford.

FG % 1st Half: 10-34 29.4% 2nd half: 16-37 43.2% Game: 26-71 36.6%
3FG % 1st Half: 1-10 10.0% 2nd half: 6-13 46.2% Game: 7-23 30.4%
FT % 1st Half: 7-13 53.8% 2nd half: 9-10 90.0% Game: 16-23 69.6%

Colorado 91 • 16-5, 5-3 Pac-12

Table with 13 columns: ##, Player, FG-FGA, 3-Ptr, FT-FTA, Rebounds, PF, TP, A TO Blk Stl, Min. Lists player stats for Colorado.

FG % 1st Half: 12-27 44.4% 2nd half: 15-28 53.6% Game: 27-55 49.1%
3FG % 1st Half: 8-13 61.5% 2nd half: 5-6 83.3% Game: 13-19 68.4%
FT % 1st Half: 10-13 76.9% 2nd half: 14-18 77.8% Game: 24-31 77.4%

Officials: Deron White, Bill Vinovich, Hal Lusk
Technical fouls: Stanford-None. Colorado-None.
Attendance: 8001

Score by periods

Score by periods table with columns: 1st, 2nd, Total. Shows scores for Stanford and Colorado.

Last FG - STAN 2nd-00:05, COLO 2nd-02:53.
Largest lead - STAN None, COLO by 23 2nd-14:03.
STAN led for 00:00. COLO led for 39:08. Game was tied for 00:52.

UTAH 96, STANFORD 74
JANUARY 30, 2016 • HUNTSMAN CENTER • SALT LAKE CITY, UTAH

Official Basketball Box Score -- Game Totals -- Final Statistics
Stanford vs Utah
01/30/16 3:05 p.m. at Salt Lake City, Utah (Huntsman Center)

Stanford 74 • 11-9, 4-5

Table with 13 columns: ##, Player, FG-FGA, 3-Ptr, FT-FTA, Rebounds, PF, TP, A TO Blk Stl, Min. Lists player stats for Stanford.

FG % 1st Half: 16-33 48.5% 2nd half: 10-32 31.3% Game: 26-65 40.0%
3FG % 1st Half: 2-9 22.2% 2nd half: 1-16 6.3% Game: 3-25 12.0%
FT % 1st Half: 5-6 83.3% 2nd half: 14-17 82.4% Game: 19-23 82.6%

Utah 96 • 17-5, 6-3

Table with 13 columns: ##, Player, FG-FGA, 3-Ptr, FT-FTA, Rebounds, PF, TP, A TO Blk Stl, Min. Lists player stats for Utah.

FG % 1st Half: 17-24 70.8% 2nd half: 11-23 47.8% Game: 28-47 59.6%
3FG % 1st Half: 6-10 60.0% 2nd half: 2-7 28.6% Game: 8-17 47.1%
FT % 1st Half: 8-12 66.7% 2nd half: 24-30 80.0% Game: 32-42 76.2%

Officials: David Hall, Tom O'Neill, Nate Harris
Technical fouls: Stanford-Humphrey, Michael. Utah-BONAM, Lorenzo.
Attendance: 14109

Score by periods

Score by periods table with columns: 1st, 2nd, Total. Shows scores for Stanford and Utah.

Last FG - STAN 2nd-01:46, UTAH2 2nd-00:21.
Largest lead - STAN by 2 1st-19:38, UTAH2 by 22 2nd-00:21.
STAN led for 02:33. UTAH2 led for 34:23. Game was tied for 03:04.







**NO. 18/16 ARIZONA 94, STANFORD 62**  
**MARCH 5, 2016 • MCKALE CENTER • TUCSON, ARIZ.**

**Official Basketball Box Score -- Game Totals -- Final Statistics**  
**Stanford vs Arizona**  
**03/05/16 2:00 p.m. at Olson Court, McKale Center**

**Stanford 62 • 15-14,8-10 Pac12**

#	Player	Total		3-Ptr	Rebounds			PF	TP	A	TO	Blk	Stl	Min	
		FG-FGA	FG-FGA	FT-FTA	Off	Def	Tot								
10	Humphrey, Michael	f	6-10	0-1	2-2	3	6	9	1	14	0	3	0	1	33
21	Walker, Cameron	f	0-1	0-1	1-2	2	1	3	0	1	2	3	0	1	21
25	Allen, Rosco	f	4-14	0-8	8-11	1	1	2	3	16	2	2	0	1	30
30	Verhoeven, Grant	c	1-4	0-2	0-0	0	0	0	5	2	0	2	0	0	17
11	Pickens, Dorian	g	2-10	1-5	3-4	1	6	7	2	8	2	1	0	1	34
03	Allen, Malcolm	g	0-2	0-1	0-0	0	1	1	0	0	2	0	0	0	21
15	Allen, Marcus	g	5-7	1-2	5-7	0	3	3	2	16	2	0	0	1	25
20	Sharma, Josh	g	2-4	0-1	1-1	0	1	1	3	5	0	0	1	0	19
Team						1	0	1							
Totals			20-52	2-21	20-27	8	19	27	16	62	10	11	1	5	200

FG % 1st Half: 10-25 40.0% 2nd half: 10-27 37.0% Game: 20-52 38.5% Deadball  
 3FG % 1st Half: 1-10 10.0% 2nd half: 1-11 9.1% Game: 2-21 9.5% Rebounds  
 FT % 1st Half: 3-4 75.0% 2nd half: 17-23 73.9% Game: 20-27 74.1% 7,1

**Arizona 94 • 24-7, 12-6 Pac12**

#	Player	Total		3-Ptr	Rebounds			PF	TP	A	TO	Blk	Stl	Min	
		FG-FGA	FG-FGA	FT-FTA	Off	Def	Tot								
12	Anderson, Ryan	f	5-8	0-0	4-4	5	7	12	2	14	1	0	0	0	24
35	Tarczewski, Kaleb	c	4-5	0-0	5-7	4	5	9	3	13	0	2	1	0	21
01	York, Gabe	g	9-15	9-14	5-8	1	1	2	2	32	4	0	0	1	30
05	Allen, Kadeem	g	0-1	0-0	0-0	0	0	0	2	0	6	1	0	1	22
11	Trier, Allonzo	g	2-9	2-7	4-6	1	3	4	1	10	2	2	0	2	23
00	Jackson-Cartwright	g	2-4	2-4	0-0	0	3	3	2	6	4	0	0	0	17
03	Simon, Justin	g	2-3	1-2	0-0	0	0	0	0	5	0	0	0	0	5
14	Ristic, Dusan	g	1-3	0-0	0-0	0	0	0	2	2	2	4	0	0	19
21	Comanche, Chance	g	0-1	0-0	0-0	0	0	0	2	0	2	0	0	0	8
23	Tollefsen, Mark	g	1-5	1-4	0-0	2	2	4	2	3	3	0	0	1	20
50	Hazzard, Jacob	g	3-4	3-4	0-0	0	0	0	1	9	0	0	0	0	7
51	Cruz, Paulo	g	0-1	0-1	0-0	0	0	0	1	0	0	0	0	0	4
Team						8	3	3							
Totals			29-59	18-36	18-25	13	24	37	20	94	24	9	1	5	200

FG % 1st Half: 11-26 42.3% 2nd half: 18-33 54.5% Game: 29-59 49.2% Deadball  
 3FG % 1st Half: 6-11 54.5% 2nd half: 12-25 48.0% Game: 18-36 50.0% Rebounds  
 FT % 1st Half: 12-16 75.0% 2nd half: 6-9 66.7% Game: 18-25 72.0% 4

Officials: David Hall, Kevin Brill, Deron White  
 Technical fouls: Stanford-None. Arizona-None.  
 Attendance: 14644  
 Fouled Out: STAN - VERHOEVEN, Grant 6:39 ZH  
 TV: CBS (Dedes/Gottlieb)

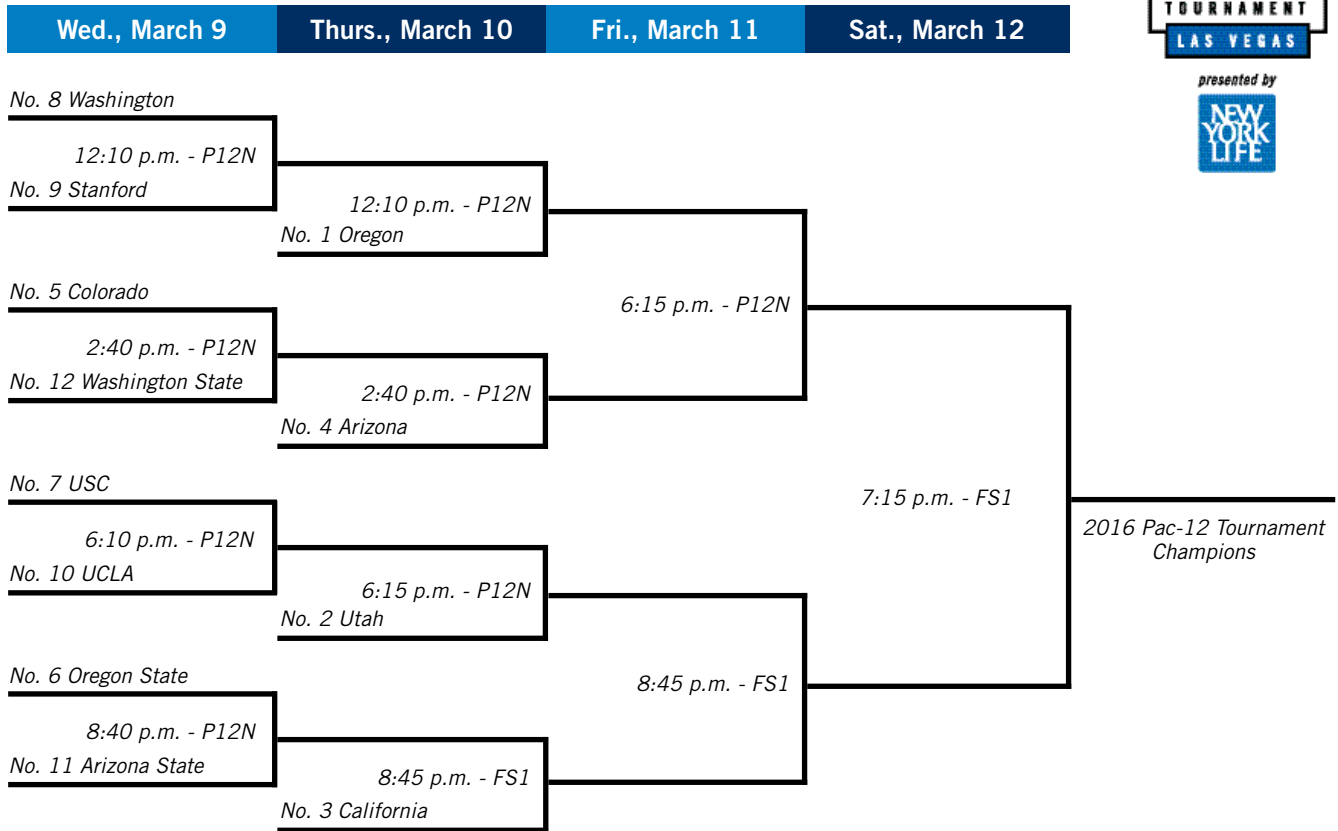
Score by periods	1st	2nd	Total
Stanford	24	38	62
Arizona	40	54	94

Points	In	Off	2nd	Fast	Bench
	Paint	T/O	Chance	Break	
STAN	30	10	11	2	21
ARIZ	20	17	19	11	25

Last FG - STAN 2nd-01:26, ARIZ 2nd-02:03. Score tied - 0 times.  
 Largest lead - STAN None, ARIZ by 39 2nd-05:44. Lead changed - 0 times.  
 STAN led for 00:00. ARIZ led for 39:11. Game was tied for 00:49.

# 2016 PAC-12 MEN'S BASKETBALL TOURNAMENT BRACKET

March 9-12, 2016 – MGM Grand Garden Arena - Las Vegas



## 2016 Pac-12 Men's Basketball Tournament Schedule MGM Grand Garden Arena - Las Vegas (times listed at PT)

### Wed., March 9

Game 1: No. 8 Washington vs. No. 9 Stanford, 12:10 p.m. PT - P12N  
 Game 2: No. 5 Colorado vs. No. 12 Washington State, 2:40 p.m. PT - P12N  
 Game 3: No. 7 USC vs. No. 10 UCLA, 6:10 p.m. PT - P12N  
 Game 4: No. 6 Oregon State vs. No. 11 Arizona State, 8:40 p.m. PT - P12N

### TV Play-by-Play, Color Analyst, Sideline

Kevin Calabro, Don MacLean, Jill Savage  
 Kevin Calabro, Dan MacLean, Jill Savage  
 Ted Robinson, Bill Walton, Lewis Johnson  
 Ted Robinson, Bill Walton, Lewis Johnson

### Thur., March 10

Game 5: Game 1 Winner vs. No. 1 Oregon, 12:10 p.m. PT - P12N  
 Game 6: Game 2 Winner vs. No. 4 Arizona, 2:40 p.m. PT - P12N  
 Game 7: Game 3 Winner vs. No. 2 Utah, 6:15 p.m. PT - P12N  
 Game 8: Game 4 Winner vs. No. 3 California, 8:45 p.m. PT - FS1

Kevin Calabro, Don MacLean, Jill Savage  
 Kevin Calabro, Don MacLean, Jill Savage  
 Ted Robinson, Bill Walton, Lewis Johnson  
 Joe Davis, Sean Elliott, Kevin Burkhardt

### Fri., March 11

Game 9: Semifinal 1 - Game 5 Winner vs. Game 6 Winner, 6:15 p.m. PT - P12N  
 Game 10: Semifinal 2 - Game 7 Winner vs. Game 8 Winner, 8:45 p.m. PT - FS1

Ted Robinson, Bill Walton, Lewis Johnson  
 Joe Davis, Sean Elliott, Kevin Burkhardt

### Sat., March 12

Game 11: Pac-12 Championship, 7:15 p.m. PT - FS1

Joe Davis, Sean Elliott, Kevin Burkhardt

Game times are local to site