



SID Contact:

Eric Dolan
edolan@stanford.edu
585-260-8322

2016 SCHEDULE

February (5-3)

Sat. 20	#22 Cal State Fullerton..2-0, W
Sat. 20	#22 Cal State Fullerton..2-1, W
Sun. 21	#22 Cal State Fullerton...3-4, L
Mon. 22	at UC Davis5-2, W
Thu. 25	at #23 Texas 1-0 (12), W
Fri. 26	at #23 Texas 3-4, L
Sat. 27	at #23 Texas 0-9, L
Sun. 28	at #23 Texas11-1, W

March (7-4)

Tue. 1	St. Mary's (CA).....9-1, W
Thu. 3	#2 Vanderbilt4-1, W
Thu. 3	#2 Vanderbilt1-4, L
Sun. 6	#2 Vanderbilt2-5, L
Fri. 18	Kansas2-0, W
Sat. 19	Kansas10-4, W
Sun. 20	Kansas6-2, W
Mon. 21	at UC Davis12-9, Susp.
Thu. 24	Washington State* ..2-5 (10), L
Fri. 25	Washington State*6-1, W
Sat. 26	Washington State*5-0, W
Mon. 28	at San Jose State.....9-10, L

April



Fri. 1	USC* 7 p.m.
Sat. 2	USC* 1 p.m.
Sun. 3	USC* 4 p.m.
Tue. 5	at Cal 7 p.m.
Thu. 7	at UCLA* 7 p.m.
Fri. 8	at UCLA* 7 p.m.
Sat. 9	at UCLA*4:30 p.m.
Tue. 12	San Jose State5:30 p.m.
Fri. 15	at Arizona* 6 p.m.
Sat. 16	at Arizona* 7 p.m.
Sun. 17	at Arizona* 1 p.m.
Tue. 19	at Cal 7 p.m.
Fri. 22	Arizona State* 6 p.m.
Sat. 23	Arizona State* 2 p.m.
Sun. 24	Arizona State* 1 p.m.
Tue. 26	at Santa Clara 6 p.m.
Fri. 29	at Oregon State*5:35 p.m.
Sat. 30	at Oregon State*1:35 p.m.

May

Sun. 1	at Oregon State*1:05 p.m.
Tue. 3	San Francisco5:30 p.m.
Thu. 5	Cal* 7 p.m.
Fri. 6	Cal* 7 p.m.
Sat. 7	Cal* 7 p.m.
Tue. 10	Santa Clara5:30 p.m.
Fri. 13	at Utah*11 a.m.
Sat. 14	at Utah* 5 p.m.
Sun. 15	at Utah*Noon
Tue. 17	UC Davis5:30 p.m.
Fri. 20	at Washington* 5 p.m.
Sat. 21	at Washington* 2 p.m.
Sat. 22	at Washington* 1 p.m.
Thu. 26	Oregon* 7 p.m.
Fri. 27	Oregon* 7 p.m.
Sat. 28	Oregon* 1 p.m.

*=Pac-12 game; All times PST


Follow the Cardinal...

-  **On the Web**
GoStanford.com
-  **On Facebook**
StanfordBaseball
-  **On Snapchat**
StanfordBSB
-  **On Instagram**
StanfordBSB
-  **On Twitter**
@StanfordBSB;
#GoStanford

Stanford Cardinal (12-7, 2-1) vs. USC Trojans (11-12, 2-1)

 **Location:** Stanford, Calif. •  **Stadium:** Klein Field at Sunken Diamond (4,000)

 **TV:** Pac-12 Networks •  **Radio:** KZSU 90.1 FM

 **Live Stats:** GoStanford.com/livestats •  **Tickets:** GoStanford.com/tickets

Stanford will have seven straight games on the Pac-12 Networks beginning with a three-game series against USC at Sunken Diamond, Friday-Sunday.

PROBABLE STARTERS

Friday: RHP Tristan Beck (4-1, 1.57 ERA) vs. RHP Joe Navilhon (1-2, 4.43 ERA)

Saturday: LHP Chris Castellanos (3-1, 3.07 ERA) vs. RHP Mitch Hart (0-0, -- ERA)

Sunday: TBA vs. TBA

Tuesday (at Cal): TBA vs. TBA

SERIES HISTORY

All-time vs. USC: 151-143-2 (.512)

• **First meeting in 1959 | Streak: USC, 1**

• **Last Series: L (1-0); W (3-2); L (2-0) at Los Angeles, Calif. (May 8-10, 2015)**

• USC has won this series the last two years, but Stanford won the two previous series.

• USC won two of three in its last visit to Sunken Diamond.

• Stanford is 4-5 against USC since Dan Hubbs became head coach of the Trojans in 2013.

Against USC

• Outfielder Quinn Brodey is 5-for-9 (.556) in three career games against the Trojans.

• Shortstop Tommy Edman is 5-of-15 (.333) with three walks and no strikeouts in six games.

• Saturday starter Chris Castellanos allowed just on run in six innings, but took a loss to USC last year. He also had three strikeouts and allowed just one hit and one walk.

• In two career starts against USC, Brett Hanewich is 0-1 with a 0.75 ERA (1 ER in 12.0 inn).

• In 6.2 career innings vs. the Trojans (one start, one relief appearance), Chris Viall has allowed one run (1.50 ERA) and one hit, and has struck out six.

LAST TIME OUT

• Stanford took two of three against Washington State at Sunken Diamond, but fell on a walk-off Monday night at San Jose State.

• Several early missed opportunities led to a 5-2 extra-inning defeat in the Pac-12 opener against Washington State on Thursday. Stanford placed a runner on third in five of the first six innings, but did not score. Starter Brett Hanewich did not surrender a hit until the fifth inning, and did not allow a baserunner into scoring position until the seventh. The Cougars scored two in the seventh. Stanford tied it in the eighth. WSU won with three in the tenth.

• On Friday night, freshman Tristan Beck threw another gem to give Stanford a 6-1 win. He became the first Cardinal with 10 strikeouts in a game since Cal Quantrill in May of 2014. Freshman Nico Hoerner had two hits, and sophomore Quinn Brodey added a two-run home run and the Cardinal evened the series with its first Pac-12 win of the year.

• On Saturday, Chris Castellanos combined with three relievers to shut out the Cougars, 5-0.

• On Monday, Stanford led 5-2 before the Spartans scored four in the seventh. The Cardinal scored four in the ninth to take a three-run lead, but SJSU answered with four runs to win.

UP NEXT

• Stanford plays at home for all but two mid-week games between March 1-April 5.

• Stanford's overnight trip at UCLA, April 7-9, will be its first since Feb. 25-28 at Texas.

QUICK FACTS

Stanford Baseball

Seasons (First)	122nd (1894)
College World Series titles	2
College WS appearances	16
College WS record	40-29 (.580)
NCAA Super Regional appearances	9
NCAA Super Regional record	12-8 (.600)
NCAA Regional appearances	28
NCAA Regional record	78-28 (.736)
Conference titles	17
Winning seasons	81
50+ win seasons	6
40+ win seasons	21
National Player of the Year	3
National Freshman of the Year	5
National Coach of the Year	3
Conference Players of the Year	15
All-Americans	54
U.S. National Team members	33
Olympians	7
MLB first-round draft picks	24

Stanford University

Location	Stanford, Calif.
Founded	1891
Enrollment	18,136
	7,061 undergrad • 11,075 graduate
Twitter	@Stanford
Nickname	Cardinal
Colors	Cardinal and White
Fight Song	All Right Now
President	John Hennessy

Stanford Athletics

Affiliation	NCAA Division I
Conference	Pacific-12
Twitter	@GoStanford
Athletics director	Bernard Muir
Sport admin.	Patrick Dunkley
Dept. phone	650.723.4591
Ticket office	800.STANFORD
Facility	Sunken Diamond
Capacity	4,000
Surface	Bermuda
Dimensions	335-375-400-375-335
Address	641 E. Campus Drive
	Stanford, Calif. 94305

Baseball Support Staff

Director of Baseball Operations	Kevin Bills
Email	kjbills@stanford.edu
Phone	650.723.4528
Athletic Communications Contact	Eric Dolan
Email	edolan@stanford.edu
Cell	585.260.8322
Twitter	@ejdolan
Academic Advisor	Melissa Schellberg
Athletic Trainer	Dominic Vincentini
Equipment Manager	Ted Hanson

Team Information

Record (2015)	24-32 (.429)
Pac-12 record (2015)	9-21 (.300)
Position players returning/lost	27/8
Starters (returning / lost)	6/2
Pitchers (returning / lost)	2/1
Newcomers	11

It's Cardinal, Please

Stanford's nickname is always singular: Cardinal.
Thanks!

CARDINAL NOTES

We're No. 1 🏆

- The Cardinal has allowed the fewest runs in the nation this year (54).
- Stanford pitching also leads the Pac-12 in ERA (2.40), fielding percentage (.986), opposing batting average (.208), and fewest hits (127), walks (56), doubles (20), triples (2) and home runs (2) allowed.
- Most of those numbers aren't even close:
 - ▶ Stanford's ERA is a half-run better than the Pac-12's second-best staff, Cal (2.90).
 - ▶ Stanford has allowed 25 fewer runs than No. 2 Oregon (79).
 - ▶ Cardinal has allowed just 24 extra-base hits this year. Every other team in the Pac-12 has allowed at least 35.
 - ▶ Stanford has allowed nearly 100 fewer hits than USC (208).

Stanford Stats 📊

- Stanford is No. 2 in the nation in fielding percentage (.986). The Cardinal have made the fewest errors in the country (295 teams) with just 10 in the first 19 games.
- Stanford is also No. 6 in the NCAA in WHIP (1.06).
- Stanford has held its opponent to two or fewer runs in 11 of its 12 wins.
- The Cardinal is 8-1 this year when scoring first and 6-0 when hitting a home run.

Stanford Streaks 📈

- Junior catcher Alex Dunlap reached base in his first nine games—that's the longest streak of the season for a Stanford player.
- Quinn Brodey's active six-game hit streak is the longest of the season for a Cardinal.
 - Matt Winaker and Jack Klein also have reached base in six straight games (longest this season for a Cardinal is a nine-game stretch by Alex Dunlap).
- Junior shortstop Tommy Edman has played in 108 straight games (started 105 in a row).
- Three-game sweep of Kansas was Stanford's first since May 24-25, 2015 at Utah.

Closing the Door 🚪

- Stanford's bullpen has an ERA of 1.70 and opponents are hitting just .192.
- The reserves also have 80 strikeouts (compared to just 30 walks and 50 hits) in 74.0 inn.
- Tyler Thorne has not surrendered an ER in nine appearances (12.1 innings).
- Stanford is 11-0 when leading after seven innings this season.

Fab Freshmen 🧑

- Tristan Beck leads the team in wins (4), Nico Hoerner has started every game and leads the team in batting average (.306), Duke Kinamon and Brandon Wulff started all three games against Kansas with slugging percentages of .556 and 1.250, respectively.
- Beck became the second Stanford freshman to start Opening Day since Mike Mussina in 1988 (teammate Cal Quantrill was the other in 2014).
- In all, head coach Mark Marquess added 11 freshmen in his latest recruiting class.
- Three pitchers (one lefty), four infielders, three outfielders and a catcher. Six are from the homestate of California, three from Georgia and one apiece from Colorado & Nevada.

Pac-12 Pitchers of the Week 🔥

- Stanford won the first two Pac-12 Pitcher of the Week awards this season.
- Colton Hock earned the award on March 1 after throwing 5.2 scoreless innings in relief in the longest recorded shut out in the program's history (since 1959)—Stanford won at #23 Texas, 1-0 in 12 innings, on Feb. 25. Hock finished with a career-high eight strikeouts and allowed just three hits.
- Tristan Beck earned the conference honor in the first week—he was the first Stanford hurler to win the award since 2013 MLB first overall pick Mark Appel in May of 2013.

TV Games 📺

- Eighteen Stanford baseball games will be broadcast on the Pac-12 Networks in 2016.
- Eleven of the 18 will feature the newly-renovated Klein Field at Sunken Diamond and 14 will be Pac-12 matchups.
- Only USC and Arizona State will have more televised games on the network (19).



IN THE RANKINGS

Collegiate Baseball News..NR/#21/#28/NR/NR
NCWBA.....NR/#30/NR/NR/NR

2016 HONORS/AWARDS

Tristan Beck (#34)

- Pac-12 Pitcher of the Week (Feb. 23)

Tommy Edman (#10)

- *Baseball America*
Preseason Third-Team All-America
- *College Sports Madness*
Preseason Second-Team All-Pac-12

Colton Hock (#16)

- Pac-12 Pitcher of the Week (March 1)

Cal Quantrill (#19)

- *Baseball America*
Preseason Third-Team All-America
- *College Sports Madness*
Preseason First-Team All-Pac-12
- *Collegiate Baseball News*
Preseason Third-Team All-America
- Golden Spikes Award Preseason Watch List

NCAA TOURNAMENT

Tournament	App.	W	L	PCT
NCAA District/Regionals	32	86	33	.723
NCAA Super Regionals	10	13	10	.565
College World Series	16	40	29	.580
Total Postseason	32	139	72	.659

- Most Games: 13 (2008)
- Fewest Games: 2 (1994, 2010)
- Most Wins: 10 (2008)
- Fewest Wins: 0 (1994, 2010)
- Most Losses: 3 (6x, last: 2008)
- Fewest Losses: 1 (1987)
- Longest Winning Streak, Season: 7 (2x, last: 2008)
- Longest Winning Streak, Total: 9 (1988-89)
- Last Appearance: 2014

2015 DRAFT

Stanford tied for second in the country with eight players drafted in 2014, and had four more drafted in 2015.

Zach Hoffpauir	OF	Diamondbacks (1st Rd)
Marc Brakeman	P	Red Sox (6th)
Logan James	P	Mariners (20th)
Drew Jackson	INF	Mariners (20th)

CARDINAL NOTES

They're Back! 🏆

- Nearly 80 percent of Stanford's starting lineup and rotation return from a year ago.

Preseason All-America 🇺🇸

- Juniors Cal Quantrill and Tommy Edman each earned preseason All-America accolades.
- Quantrill was name third team Louisville Slugger Preseason All-America accolades from Collegiate Baseball News, and third team preseason All-America accolades from Baseball America.
- Quantrill was a Louisville Slugger and Perfect Game Freshman All-American before his sophomore season was cut short due to injury. Prior to the injury, the Port Hope, Ontario, native was 2-0 with a 1.93 ERA last season. As a freshman, Quantrill was 7-5 with a 2.68 ERA in 17 starts, which included two complete games and 98 strikeouts in 110.2 innings. He earned All-Pac-12 honors and was named Pac-12 Freshman of the Year.
- A math and computational science major, Edman was the only Cardinal to start every game last season and finished with a team-high 29 RBI, 13 doubles, 22 multi-hit games, and was third on the team with a .296 average.

Watch List 👁️

- Junior Cal Quantrill was also named to the Golden Spikes Award preseason watch list.
- One of 50 players named to the award given annually to the nation's top amateur player.
- One of 4 players to be on that list for the second straight year.

Klein Field at Sunken Diamond Enhancements 🆕

- Long regarded as one of the most beautiful college baseball facilities in the country, Klein Field at Sunken Diamond underwent several renovations this offseason.
- Upgraded playing surface—completely replaced, laser-graded flat, features Bermuda grass and top-grade Pennsylvania clay in addition to new irrigation system.
- A modernized and expanded clubhouse now includes a players lounge, dedicated athletic training space and coaches locker room.
- Other developments included the modification and expansion of the ticket office, concession stands and restrooms.

2016 Schedule 📅

- 54 regular season games, 30 at Klein Field.
- More than half of the schedule (30/55, 54.5%) is against 2015 tournament teams.
 - Cal (5), Texas (4), Cal St. Fullerton (3), UCLA (3), USC (3), Oregon (3), Oregon State (3), Arizona State (3), Vanderbilt (3).
- Though the Top 25 rankings vary, each has included at least 20+ games for Stanford against Top 25 opponents.
- 11-day break from March 7-17 for finals.
- Longest homestand was seven games and 20 days long (March 1-20).
- Longest road swing is four games (four times).
- First 11 games were played in 13 days.

Preseason Prognostications 📊

- Pac-12 coaches picked Stanford baseball to finish seventh in the conference in 2016.
- Oregon State was selected as the favorite. The Beavers earned 98 points and eight first-place votes, while Stanford garnered 49 points.

----- WELCOME BACK! -----			
Category	Returning	Lost	Percent Returning
Starters	6	2	75.0%
At-Bats	1,589	279	85.1%
Runs	193	44	81.4%
Hits	386	86	81.8%
Extra-Base Hits	88	23	79.3%
Home Runs	14	4	77.8%
Runs Batted In	179	32	84.8%
Stolen Bases	18	7	72.0%

Starting Pitchers	4	1	80.0%
Starts	45	11	80.4%
Wins	20	4	83.3%
Innings Pitched	365.0	132.1	73.4%
Strikeouts	275	108	71.8%

2016 PAC-12 PRESEASON COACHES POLL

Place	School	Points
1.	Oregon State (9)	98
2.	UCLA (1)	89
3.	Cal (1)	84
4.	Oregon	71
5.	USC	67
6.	Arizona State	50
7.	Stanford	49
8.	Washington	34
9.	Arizona	31
10.	Washington State	17
11.	Utah	15

MEET THE PLAYERS



1 MIKEY DIEKROEGER INF • L/R • 6-2 • 195 • So. • Woodside, Calif. (Menlo) • Undeclared

- Perfect Game 2014 All-Region first team
- Turned GW triple play in HS playoffs
- Brother, Danny, is in Cardinals system

Year	avg	gp-gs	ab	r	h	2b	3b	hr	rbi	tb	slg%	bb	hbp	so	gdp	ob%	sf	sh	sb-att	po	a	e	fld%
2015	.315	31-29	108	18	34	5	2	1	15	46	.426	12	8	12	3	.419	1	0	1-2	28	56	4	.955
2016	.205	19-19	73	9	15	4	0	1	11	22	.301	4	4	11	1	.280	1	0	0-0	15	39	3	.947
TOTAL	.271	50-48	181	27	49	9	2	2	26	68	.376	16	12	23	4	.365	2	0	1-2	43	95	7	.952

• Both brothers were Academic All-Americans at Stanford • Mikey's older brothers nicknamed him 'Baby', and still call him by that occasionally.
Career Highs: **HITS** - 4 (at San Jose State, 3/3/15); **RBI** - 4 (v. Texas, 3/6/15); **RUNS** - 3 (v. Texas, 3/6/15)



2 JACK KLEIN OF • R/R • 6-2 • 185 • Jr. • San Francisco, Calif. (St. Ignatius) • Science, Technology & Society • @jackson25klein

- First home run vs. Indiana State in 2014 Regional; second vs. WSU on March 25
- Mother and father attended Stanford
- Grandfather, Bud Klein, played baseball at Stanford
- Stanford's Klein Field named after grandfather

Year	avg	gp-gs	ab	r	h	2b	3b	hr	rbi	tb	slg%	bb	hbp	so	gdp	ob%	sf	sh	sb-att	po	a	e	fld%
2014	.256	27-11	43	13	11	2	0	1	6	16	.372	6	3	6	1	.385	0	5	2-3	34	0	0	1.000
2015	.217	53-44	157	10	34	8	1	0	16	44	.280	8	4	25	2	.267	3	7	1-2	120	3	2	.984
2016	.200	18-16	45	5	9	2	0	1	6	14	.311	6	0	8	1	.294	0	5	1-1	44	1	0	1.000
TOTAL	.220	98-71	245	28	54	12	1	2	28	74	.302	20	7	39	4	.295	3	17	4-6	198	4	2	.990

• Go-to karaoke song is "Fast Car" by Tracy Chapman • Favorite baseball team is San Francisco Giants • Favorite baseball movie is Bull Durham
 • On his bucket list: cage diving, travel Europe, fly a plane
Career Highs: **HITS** - 3 (at Santa Clara, 4/22/14); **RBI** - 3 (v. Utah, 4/18/15); **RUNS** - 3 (at Santa Clara, 4/22/14); **SB** - 2 (five times)



3 BOBBY ZARUBIN RHP • R/R • 6-0 • 190 • Sr. • San Diego, Calif. (Santa Fe Christian) • Science, Technology & Society • @bobbyzarubs

- Converted to infield from pitcher after freshman year due to labrum surgery; healed and back on the hill this year
- First pitching app since 2013 came at #23 Texas and threw 1.1 scoreless innings

Year	avg	gp-gs	ab	r	h	2b	3b	hr	rbi	tb	slg%	bb	hbp	so	gdp	ob%	sf	sh	sb-att	po	a	e	fld%
2013	.000	1-0	1	0	0	0	0	0	0	0	.000	0	0	0	0	.000	0	0	0-0	4	10	0	1.000
2014	.000	1-0	1	0	0	0	0	0	0	0	.000	0	0	0	0	.000	0	0	0-0	0	1	1	.500
2015	.158	11-1	19	2	3	0	0	0	0	3	.158	3	0	8	0	.273	0	1	0-0	3	3	1	.857
TOTAL	.143	13-1	21	2	3	0	0	0	0	3	.143	3	0	8	0	.250	0	1	0-0	7	14	2	.913

- Hit .439 as a senior in high school • Perfect Game first team all-region as a senior in HS • Always keeps chapstick in his back left pocket during games • Favorite show in elementary school was "Rocket Power"

Year	era	w-l	app	gs	cg	sho	sv	ip	h	r	er	bb	so	2b	3b	hr	bf	bavg	wp	hbp	bk	sfa	sha
2013	2.16	3-3	15	10	0	0/0	0	58.1	50	23	14	28	37	9	0	1	252	.238	4	8	0	1	5
2016	0.00	0-0	1	0	0	0/0	0	1.1	1	0	0	0	0	0	0	4	.250	0	0	0	0	0	0
TOTAL	2.11	3-3	16	10	0	0/0	0	59.2	51	23	14	28	37	9	0	1	256	.238	4	8	0	1	5

• Wants to start a clothing company • Favorite baseball movie is sandlot • Favorite TV show is Game of Thrones • Loves mint chip ice cream

Career Highs: **IP** - 8 (v. Texas, 3/3/13); **STRIKEOUTS** - 11 (v. Fresno State, 2/24/13); **HITS** - 1 (three times); **RUNS** - 1 (twice)



4 NICO HOERNER INF • R/R • 5-11 • 190 • Fr. • Oakland, Calif. (Head Royce) • Undeclared • @nico_hoerner

- One of 4 to start every game this yr
- 2 hits in collegiate debut
- Leads team in batting average & hits

Year	avg	gp-gs	ab	r	h	2b	3b	hr	rbi	tb	slg%	bb	hbp	so	gdp	ob%	sf	sh	sb-att	po	a	e	fld%
2016	.306	19-19	72	10	22	3	2	0	10	29	.403	5	1	13	0	.354	1	4	0-1	38	34	0	1.000
TOTAL	.306	19-19	72	10	22	3	2	0	10	29	.403	5	1	13	0	.354	1	4	0-1	38	34	0	1.000

• Two-time Max Preps California Small Schools Player of the Year • Never missed a game in HS • Two-time League MVP in baseball • Two-time all-league in soccer • Volunteered at orphanage in Peru • Used to sleep with his bat as a kid • First word was "ball" • Mother graduated from Stanford

Season/Career Highs: **HITS** - 3 (twice, last at San Jose State, 3/28/16); **RBI** - 2 (twice; last vs. Kansas, 3/20/16); **RUNS** - 2 (at Texas, 2/28/16); **WALKS** - 2 (vs. Kansas, 3/19/16)



5 BEAU BRANTON INF • R/R • 5-7 • 175 • So. • Honolulu, Hawaii (Punahou) • Undeclared • @BeauBranton

- Sixth-inning pinch-hit single broke up perfect game against Cal State Fullerton
- All-state as a sophomore and senior
- 2014 Interscholastic League of Honolulu batting title (.460) • Led HS league in doubles, slugging, OPS in 2014 • Uncle played football at Hawaii • Voted 'best snaps' on the team • Favorite TV show as a kid was Pokemon • Go-to karaoke song is "Love is an Open Door" from Frozen

Year	avg	gp-gs	ab	r	h	2b	3b	hr	rbi	tb	slg%	bb	hbp	so	gdp	ob%	sf	sh	sb-att	po	a	e	fld%
2015	.220	51-28	168	18	37	4	1	0	23	43	.256	20	2	11	6	.306	3	11	2-4	26	48	9	.892
2016	.286	5-0	7	1	2	0	0	0	2	2.86	1	0	0	0	0	.375	0	0	0-1	0	0	0	.000
TOTAL	.223	56-28	175	19	39	4	1	0	23	45	.257	21	2	11	6	.308	3	11	2-5	26	48	9	.892

• Favorite things outside of baseball: hunting, fishing, bowling, trips to arcade • High score in bowling is 223

Career Highs: **HITS** - 2 (11 times); **RBI** - 2 (six times); **RUNS** - 2 (at Oregon, 5/3/15)



6 JONNY LOCHER OF • S/L • 5-11 • 180 • Sr. • Burien, Wash. (Highline) • Economics

- Leads team with two home runs
- Three-time first team 3A all-state
- Struck out only twice in final 2 prep yrs
- Was in chess and drama clubs in HS

Year	avg	gp-gs	ab	r	h	2b	3b	hr	rbi	tb	slg%	bb	hbp	so	gdp	ob%	sf	sh	sb-att	po	a	e	fld%
2013	.194	32-7	31	3	6	4	0	0	2	10	.323	1	0	10	0	.219	0	1	0-0	22	0	0	1.000
2014	.059	39-2	17	2	1	0	0	0	1	1	.059	3	0	6	0	.190	1	0	0-0	11	0	0	1.000
2015	.243	49-40	148	20	36	9	0	2	14	51	.345	12	3	20	2	.309	2	3	3-6	92	1	3	.969
2016	.161	16-8	31	6	5	2	0	2	5	13	.419	0	1	12	0	.182	1	1	0-0	18	0	0	1.000
TOTAL	.211	136-57	227	31	48	15	0	4	22	75	.330	16	4	48	2	.271	4	5	3-6	143	1	3	.980

• Idolized Ken Griffey, Jr. • Favorite baseball movie is sandlot • Favorite MLB team is Los Angeles Dodgers • Favorite TV Show is The Blacklist

Career Highs: **HITS** - 3 (twice, last at Fullerton, 2/22/16); **DOUBLES** - 2 (at St. Mary's, 2/26/13); **RBI** - 3 (at Texas, 2/28/16)



7 JESSE KUETT INF • R/R • 5-10 • 190 • So. • Huntington Beach, Calif. (Huntington Beach) • Undeclared • @jesse_kuett008

- Made start vs. Kansas & had a SB
- Plays the ukulele and guitar
- 2014 Orange County South All-Star
- Led Huntington Beach to 2014 Sunset League title

Year	avg	gp-gs	ab	r	h	2b	3b	hr	rbi	tb	slg%	bb	hbp	so	gdp	ob%	sf	sh	sb-att	po	a	e	fld%
2015	.239	30-18	88	7	21	1	0	1	7	25	.284	4	4	12	1	.299	1	4	1-1	18	38	4	.933
2016	.167	6-1	6	1	0	0	0	0	1	.167	1	0	2	0	0	.286	0	0	1-1	1	0	1	.500
TOTAL	.234	36-19	94	8	21	1	0	1	7	26	.277	5	4	14	1	.298	1	4	2-2	19	38	5	.919

• 2009 USA 14-U MVP • Presidents Award for Educational Excellence • MLB Urban Youth Academy volunteer in Compton • Best Halloween costume was a bottle of ketchup • Looking for a career in investment banking

Career Highs: **HITS** - 4 (at CS Fullerton, 2/22/15); **RBI** - 2 (at CS Fullerton, 2/22/15); **RUNS** - 2 (at CS Fullerton, 2/22/15)



MEET THE PLAYERS



8 BRYCE CARTER C • L/R • 6-1 • 195 • So. • Tulsa, Okla. (Cascia Hall Prep) • Undeclared • @BCarter2582

- Has a hit in 6 of last 8 starts
- 2014 California Collegiate League All-Star (summer)...2014 Louisville Slugger First Team HS All-American...Graduated Magna Cum Laude
- Over 100 hours of community service during HS • MLB Draft - 40th round - San Diego Padres • Broadway fan and knows nearly every word to Les Miserable, Rent and Phantom of the Opera • Spongebob was his favorite show as a kid • Hates bugs • Wears his favorite number • Favorite baseball movie is Bull Durham • Cereal of choice is Lucky Charms • Texas Rangers fan

Year	avg	gp-gs	ab	r	h	2b	3b	hr	rbi	tb	slg%	bb	hbp	so	gdp	ob%	sf	sh	sb-att	po	a	e	fld%
2015	.156	37-31	96	9	15	1	0	2	6	22	.229	9	1	38	1	.236	0	3	0-0	192	39	3	.987
2016	.222	15-10	36	5	8	2	0	0	6	10	.278	3	0	9	0	.282	0	0	1-2	76	12	0	1.000
TOTAL	.174	52-41	132	14	23	3	0	2	12	32	.242	12	1	47	1	.248	0	3	1-2	268	51	3	.991

Career Highs: **HITS** - 2 (six times, last vs. Kansas, 3/19/16); **RBI** - 2 (twice, last vs. Kansas, 3/19/16); **RUNS** - 3 (v. Utah, 4/18/15); **RUNNERS CS** - 3 (twice, last at Arizona State, 3/28/15)



10 TOMMY EDMAN INF • S/R • 5-10 • 180 • Jr. • San Diego, Calif. (La Jolla Country Day) • Math & Computational Science • @TommyEdman11

- Leads team in runs, walks, triples, steals
- Played 108 straight games dating back to April 15, 2014 (started 105 in a row)
- 2014 Bloomington Regional MOP
- Walk-off HR in Regional was first left-handed
- Hates fresh tomatoes • Was a competitive swimmer as a kid • Drove a golf cart into a pond at age 2

Year	avg	gp-gs	ab	r	h	2b	3b	hr	rbi	tb	slg%	bb	hbp	so	gdp	ob%	sf	sh	sb-att	po	a	e	fld%
2014	.256	58-48	195	21	50	8	0	3	18	67	.344	25	1	25	3	.341	2	6	3-6	105	156	8	.970
2015	.296	56-56	223	42	66	13	1	1	29	84	.377	27	5	16	6	.383	1	3	4-8	138	145	6	.979
2016	.282	19-19	71	14	20	2	3	0	5	28	.394	12	0	9	0	.386	0	3	2-2	30	50	5	.941
TOTAL	.278	133-123	489	77	136	23	4	4	52	179	.366	64	6	50	9	.367	3	12	9-16	273	351	19	.970

Career Highs: **HITS** - 3 (six times); **DOUBLES** - 2 (v. Indiana, 2/14/15); **RBI** - 3 (v. California, 4/27/14); **RUNS** - 3 (twice; last at UC Davis, 2/22/16); **BB** - 3 (3x); **SB** - 2 (at Saint Mary's, 4/23/14)



11 TYLER THORNE RHP • 6-4 • 210 • Jr. • Lubbock, Texas (Coronado) • Science, Technology & Society • @tthorne23

- Has at least 1 K in every outing this yr
- Stanford was 5-0 in his five starts in 2014
- 1.0 IP, 0 R, 2 K vs. Youngstown St. in Regional June 1
- 2014 summer Morehead City (Coastal Plain): 2-2, 2.38 ERA • Graduated fourth in his high school class • Played in 2007 Little League World Series and finished as U.S. runner-up • Went as March of the Penguins for Halloween with Weir, Viall, Quantrill, Edman and Klein for Halloween • Pittsburgh Pirates fan

Year	era	w-l	app	gs	cg	sho	sv	ip	h	r	er	bb	so	2b	3b	hr	bf	bavg	wp	hbp	bk	sfa	sha
2014	4.76	2-0	19	5	0	0/0	2	28.1	27	21	15	16	17	2	1	2	130	.248	7	3	0	1	1
2015	5.18	4-0	23	2	0	0/0	0	48.2	49	30	28	32	37	7	2	4	224	.274	1	2	1	4	7
2016	0.00	0-0	9	0	0	0/2	1	12.1	4	0	0	8	14	0	0	0	47	.103	3	0	0	0	0
TOTAL	4.33	6-0	51	7	0	0/2	3	89.1	80	51	43	56	68	9	3	6	401	.245	11	5	1	5	8

Career Highs: **IP** - 6.0 (at San Jose State, 2/18/14); **STRIKEOUTS** - 4 (five times)



12 DUKE KINAMON INF • R/R • 5-11 • 175 • Fr. • Peachtree, Ga. (McIntosh) • Undeclared • @DukeKinamon

- First career hit vs. Kansas (3/19/16)
- Started seven straight games
- 2015 Perfect Game Honorable Mention
- All-America • 2015 County and Region Player of the Year • Three-time all-region and all-county first team • Also lettered in football and served as captain • Eighth player in Georgia High School history with seven touchdown passes in a game • Volunteer at Midwest Food Bank, Field of Hope Baseball Parks, We Care Respite Center and Special Olympics • Favorite show as a kid was Survivor • Favorite ice cream flavor is peppermint • Uncle, Eric Degraw, played baseball at Stanford and was a member of the 1987 and 1988 World Series teams • Father played football at Air Force, brother boxes at Air Force and sister is a gymnast at Brown

Year	avg	gp-gs	ab	r	h	2b	3b	hr	rbi	tb	slg%	bb	hbp	so	gdp	ob%	sf	sh	sb-att	po	a	e	fld%
2016	.172	11-8	29	4	5	1	0	1	2	9	.310	2	2	7	0	.273	0	0	1-1	9	0	0	1.000
TOTAL	.172	11-8	29	4	5	1	0	1	2	9	.310	2	2	7	0	.273	0	0	1-1	9	0	0	1.000

Career Highs: **HITS** - 2 (vs. San Jose State, 3/28/16)



13 JOHN HENRY STYLES LHP • L/L • 5-11 • 180 • So. • Houston, Texas (Episcopal) • Undeclared • @JHStyles3

- 15-2, 110 IP, 1.46 ERA, 126 K during final two HS seasons
- First college appearance came in hometown of Houston (at Rice)
- Grandfather is on Baylor Wall of Honor for football

Year	era	w-l	app	gs	cg	sho	sv	ip	h	r	er	bb	so	2b	3b	hr	bf	bavg	wp	hbp	bk	sfa	sha
2015	0.00	0-0	5	0	0	0/0	0	3.0	2	1	0	5	2	0	0	0	15	.250	1	1	0	1	0
2016	0.00	0-0	1	0	0	0/0	0	0.2	1	0	0	0	0	0	0	0	3	.500	0	1	0	0	0
TOTAL	0.00	0-0	6	0	0	0/0	0	3.2	3	1	0	5	2	0	0	0	18	.300	1	2	0	1	0

Career Highs: **IP** - 1.0 (vs. Utah, 4/19/15); **STRIKEOUTS** - 1 (twice)



14 ALEC WILSON OF • L/L • 6-0 • 185 • Fr. • Cumming, Ga. (West Forsyth) • Undeclared • @adubillson

- No AB's yet in 6 gms—pinch runner or defensive replacement each time
- 2015 all-state • Three-time first-team all-region and all-county (2013, 2014, 2015) • GPA finished third out of 562 in graduating class • Obsessed with Yahtzee • Biggest fear is snakes • Favorite MLB team: Atlanta Braves • Most embarrassing baseball moment was forgetting his jersey twice in one weekend when he was 12 • Always played as the Cardinal on video games as a kid.

Year	avg	gp-gs	ab	r	h	2b	3b	hr	rbi	tb	slg%	bb	hbp	so	gdp	ob%	sf	sh	sb-att	po	a	e	fld%
2016	.000	6-0	0	1	0	0	0	0	0	0	.000	0	0	0	0	.000	0	0	0-0	0	0	0	.000
TOTAL	.000	6-0	0	1	0	0	0	0	0	0	.000	0	0	0	0	.000	0	0	0-0	0	0	0	.000

Career Highs: **RUNS** - 1 (at Texas, 2/25/16)



15 AUSTIN BARR C • R/R • 6-2 • 220 • Sr. • Camas, Wash. • Camas • Science, Technology & Society • @TheRealABarr15

- Accepted job offer at DarkTrace (cybersecurity based in San Francisco)
- Three-time all-state in high school
- Taught himself chess at age 4
- Throws football, shoots basketball lefty
- Camas' career leader in hits (104), RBI (87), HR (18)
- 2012 MLB Draft - 29th round - New York Mets
- Favorite baseball movie is Sandlot • Told his Mom he wanted to play baseball at Stanford when he was five

Year	avg	gp-gs	ab	r	h	2b	3b	hr	rbi	tb	slg%	bb	hbp	so	gdp	ob%	sf	sh	sb-att	po	a	e	fld%
2013	.217	14-3	23	1	5	1	0	1	3	9	.391	1	0	5	2	.250	0	0	0-0	12	2	1	.933
2014	.146	18-6	41	4	6	2	0	1	3	11	.268	2	1	7	1	.205	0	0	0-0	8	0	0	1.000
2015	.241	36-9	112	12	27	6	0	2	19	39	.348	18	2	30	4	.356	0	0	0-0	38	6	1	.978
2016	.100	8-1	10	0	1	0	0	0	0	1	.100	2	0	4	0	.250	0	1	0-0	2	0	0	1.000
TOTAL	.210	76-19	186	17	39	9	0	4	25	60	.323	23	3	46	7	.307	0	1	0-0	60	8	2	.971

Career Highs: **HITS** - 3 (at San Jose State, 3/3/15); **DOUBLES** - 2 (at Cal, 3/4/14); **RBI** - 3 (three times); **RUNS** - 2 (three times)

MEET THE PLAYERS



16 COLTON HOCK RHP • R/R • 6-5 • 220 • So. • Bloomsburg, Pa. (Bloomsburg) • Undeclared • @Hockeye

- Pac-12 Pitcher of the Week (March 1)
- Third in Pac-12 in ERA (1.33)
- 4.1 scoreless inn & save vs. #2 Vandy
- 16.1 straight scoreless innings dating back to last year (6 hits, 21 strikeouts in that span)

Year	era	w-l	app	gs	cg	sho	sv	ip	h	r	er	bb	so	2b	3b	hr	bf	bavg	wp	hbp	bk	sfa	sha
2015	5.25	0-2	23	2	0	0/2	3	36.0	36	25	21	20	24	6	0	6	164	.265	7	3	2	1	4
2016	1.33	0-1	7	0	0	0/2	2	20.1	10	4	3	10	26	1	0	0	81	.147	2	1	0	0	2
TOTAL	3.83	0-3	30	2	0	0/4	5	56.1	46	29	24	30	50	7	0	6	245	.225	9	4	2	1	6

Most saves (3) by Stanford freshman since Drew Storen (8) in 2008 • First college pitch went for a HR at Cal • 2014 first team all-state as a pitcher and hitter • First all-state player in Bloomsburg history • Close relationship with Mike Mussina • Big Game hunter • Would like to own a company with his brothers • Cereal of choice is Cookie Crisp
Career Highs: IP - 5.2 (at Texas, 2/25/16); **STRIKEOUTS** - 8 (at Texas, 2/25/16)



17 ANDREW SUMMERVILLE LHP • L/L • 6-3 • 195 • So. • Seattle, Wash. (Lakeside) • Management Science & Engineering • @Asummerville17

- Allowed fewest walks in Pac-12
- 7.0 inn; 1 ER in win over St. Mary's
- Tied for team lead in wins (4) in 2015
- Led team in BAA (.221) last year

Year	era	w-l	app	gs	cg	sho	sv	ip	h	r	er	bb	so	2b	3b	hr	bf	bavg	wp	hbp	bk	sfa	sha
2015	3.38	4-1	15	6	0	0/0	0	32.0	25	15	12	19	33	3	1	2	137	.221	2	0	0	1	4
2016	2.05	2-1	5	2	0	0/1	0	22.0	14	6	5	3	18	3	0	1	81	.187	1	1	2	0	2
TOTAL	2.83	6-2	20	8	0	0/1	0	54.0	39	21	17	22	51	6	1	3	218	.207	3	1	2	1	6

2014 Washington State 3A Player of the Year • Led Lakeside to first state tourney appearance • First word was "ball" • First sentence was "hit the ball" • Played in his first competitive game at age 3 • Only redhead in his immediate family • Wants to visit every MLB stadium (seen Safeco, Fenway & old Yankee Stadium) • Father, Clyde, is a 1972 graduate of Stanford
Career Highs: IP - 7.0 (vs. St. Mary's, 3/1/16); **STRIKEOUTS** - 9 (vs. St. Mary's, 3/1/16)



18 GRIFFIN WEIR RHP • 6-4 • 205 • Jr. • Amherst, Ohio (Amherst Steele) • Management Science & Engineering • @griffweir

- 2014 summer Morehead City (Coastal Plain): 0-1, 5.06 ERA
- 7-2, 1.40 ERA during senior HS season
- Top 10 on Amherst Steel's career lists in H, RBI, W, K

Year	era	w-l	app	gs	cg	sho	sv	ip	h	r	er	bb	so	2b	3b	hr	bf	bavg	wp	hbp	bk	sfa	sha
2014	4.15	0-0	10	0	0	0/0	0	8.2	11	6	4	6	4	3	1	0	44	.314	1	3	0	0	0
2015	8.22	1-1	4	1	0	0/0	0	7.2	9	8	7	7	7	1	0	0	38	.310	4	0	0	1	1
TOTAL	6.06	1-1	14	1	0	0/0	0	16.1	20	14	11	13	11	4	1	0	82	.313	5	3	0	1	1

Won two national student Emmy awards in high school • Favorite baseball movie is Bull Durham • Big Cleveland Cavaliers fan
Career Highs: IP - 4.0 (at San Jose State, 3/3/15); **STRIKEOUTS** - 5 (at San Jose State, 3/3/15)



19 CAL QUANTRILL RHP • 6-3 • 185 • Jr. • Port Hope, Ontario (Trinity) • Management Science & Engineering • @cal_quantrill47

- 2014 Pac-12 Freshman of the Year
- 2014 All-Pac-12
- 2014 Louisville Slugger Freshman All-American • Played for Team Canada U18 for three

Year	era	w-l	app	gs	cg	sho	sv	ip	h	r	er	bb	so	2b	3b	hr	bf	bavg	wp	hbp	bk	sfa	sha
2014	2.68	7-5	18	17	2	1/1	0	110.2	90	39	33	34	98	16	2	2	458	.221	14	4	4	2	10
2015	1.93	2-0	3	3	0	0/1	0	18.2	15	4	4	8	20	2	0	0	75	.227	5	0	0	1	0
TOTAL	2.57	9-5	21	20	2	1/2	0	129.1	105	43	37	42	118	18	2	2	533	.222	19	4	4	3	10

Father, Paul, played 13 seasons in MLB • Aspires to be a MLB General Manager • Favorite baseball movie is Rookie of the Year • Best Halloween costume was as Harry Potter • Favorite TV Show is Friends • 2013 MLB Draft - 26th round - New York Yankees
Career Highs: IP - 9.0 (twice); **STRIKEOUTS** - 10 (twice; v. Washington State, 5/16/14 & at Utah 5/23/14)



21 MATT WINAKER 1B/OF • L/L • 6-1 • 195 • So. • Alamo, Calif. (San Ramon Valley) • Undeclared • @winniekid5

- All 65 career starts at first base
- Led the team in walks (31) last yr
- Also a QB and kicker in high school
- Led league in passing yards and touchdowns and

Year	avg	gp-gs	ab	r	h	2b	3b	hr	rbi	tb	slg%	bb	hbp	so	gdp	ob%	sf	sh	sb-att	po	a	e	fld%
2015	.268	52-49	179	23	48	10	2	2	26	68	.380	31	3	30	4	.383	1	2	1-2	414	29	2	.996
2016	.259	19-16	54	11	14	2	1	0	7	18	.333	7	2	8	0	.365	0	0-0	129	9	0	1.000	
TOTAL	.266	71-65	233	34	62	12	3	2	33	86	.369	38	5	38	4	.379	1	2	1-2	543	38	2	.997

was 50-for-50 on field goals and extra points in 2014 • Father, Jeff Winaker '88, and mother, Pam Winaker '87, both attended Stanford University.
Career Highs: HITS - 3 (twice; last at Kansas, 3/19/16); **DOUBLES** - 2 (v. Cal, 4/21/15); **RBI** - 4 (at Fullerton, 2/22/15); **RUNS** - 2 (five times); **WALKS** - 4 (vs. Washington State, 3/24/16)



22 ALEX DUNLAP C • R/R • 6-2 • 195 • Jr. • The Woodlands, Texas (The Woodlands) • Science, Technology & Society • @Dunslap15

- Reached base in his first nine games
- Eight starts at catcher
- Has almost died four times: Got trapped in a river valley after a snow melt in Colorado; nearly slipped while free climbing on the side of a

Year	avg	gp-gs	ab	r	h	2b	3b	hr	rbi	tb	slg%	bb	hbp	so	gdp	ob%	sf	sh	sb-att	po	a	e	fld%
2014	.237	37-20	118	5	28	3	0	0	14	31	.263	10	0	16	7	.295	1	2	0-2	37	1	1	.974
2015	.209	47-46	172	13	36	6	0	2	14	48	.279	13	0	31	12	.262	2	3	1-1	209	21	7	.970
2016	.293	16-8	41	3	12	3	0	0	2	15	.366	7	2	10	0	.420	0	0	1-1	75	3	0	1.000
TOTAL	.230	100-74	331	21	76	12	0	2	30	94	.284	30	2	57	19	.295	3	5	2-4	321	25	8	.977

mountain; had a standoff with a wild boar in the woods in Texas; flipped a kayak while exploring these same woods after a they were flooded by a tropical storm. "I'm an outdoorsy type and sometimes I get myself into trouble."
Career Highs: HITS - 3 (twice); **RBI** - 3 (at Oregon, 5/2/15); **RUNS** - 2 (five times); **WALKS** - 3 (v. San Jose State, 4/28/15); **Runners CS** - 3 (v. Utah, 4/17/15)



23 NICK OAR OF • R/R • 6-1 • 215 • Fr. • Pleasant Hill, Calif. (College Park) • Undeclared

- First career hit at UC Davis
- 2015 first-team all-state and all-league
- 2014 Perfect Game All-America second

Year	avg	gp-gs	ab	r	h	2b	3b	hr	rbi	tb	slg%	bb	hbp	so	gdp	ob%	sf	sh	sb-att	po	a	e	fld%
2016	.077	5-0	13	0	1	0	0	0	0	1	.077	0	0	5	0	.077	0	0-0	0	0	0	0	.000
TOTAL	.077	5-0	13	0	1	0	0	0	0	1	.077	0	0	5	0	.077	0	0-0	0	0	0	0	.000

team • Ranked 2015 No. 1 outfielder in NorCal by NorCal Preps • Drinks a gallon of milk every day • Favorite activity on an off day is mini-golf • Go-to karaoke song is Waterfalls by TLC • Biggest fear is spiders • Dragon Ball Z fan • MLB team is the Boston Red Sox • Favorite movie quote is "You can't handle the truth"
Career Highs: HITS - 1 (at UC Davis, 2/22/16)



MEET THE PLAYERS



24 QUINN BRODEY OF/LHP • L/L • 6-1 • 195 • So. • Los Angeles, Calif. (Loyola) • Undeclared

- Hitting .393 during 6-gm hit streak
- Leads team in slugging, total bases, RBI
- Two-way player
- 2012-14 first team All-Mission League
- 2014 all-state second team
- 2014 MLB Draft - 37th round - Washington Nationals

Year	avg	gp-gs	ab	r	h	2b	3b	hr	rbi	tb	slg%	bb	hbp	so	gdp	ob%	sf	sh	sb-att	po	a	e	fld%
2015	.262	41-28	103	15	27	3	1	1	10	35	.340	12	1	24	1	.345	0	0	4-5	50	2	4	.929
2016	.278	19-19	72	8	20	3	1	2	16	31	.431	3	0	9	1	.288	5	1	0-0	33	1	0	1.000
TOTAL	.269	60-47	175	23	47	6	2	3	26	66	.377	15	1	33	2	.321	5	1	4-5	83	3	4	.956

Year	era	w-l	app	gs	cg	sho	sv	ip	h	r	er	bb	so	2b	3b	hr	bf	bavg	wp	hbp	bk	sfa	sha
2015	3.48	0-3	10	1	0	0/0	0	10.1	15	11	4	10	4	2	0	1	56	.349	4	0	0	0	3
TOTAL	3.48	0-3	10	1	0	0/0	0	10.1	15	11	4	10	4	2	0	1	56	.349	4	0	0	0	3

Career Highs: **HITS** - 3 (twice; Sunday at WSU & Monday vs. SJSU); **RBI** - 4 (at San Jose State, 3/28/16); **RUNS** - 2 (twice); **DOUBLES** - 2 (at UC Davis, 2/22/16) **WALKS** - 2 (four times); **STEALS** - 2 (v. Indiana, 2/14/15); **IP** - 2.0 (three times); **STRIKEOUTS** - 2 (at San Jose State, 3/3/15)



26 KEITH WEISENBERG RHP • R/R • 6-5 • 205 • So. • St. Petersburg, Fla. (Osceola) • Undeclared • @KWeis

- Pitched 4.2 scoreless at Texas (2/25)
- Two-time all-state
- 9-2, 1.09 ERA, 88 K, 64 IP as a HS senior
- 2013 USA Baseball 18-U 40-man roster
- 2014 MLB Draft - 38th round - Toronto Blue Jays • Doesn't like baseball movies • Loves spaghetti and meatballs • Tampa Bay Rays fan

Year	era	w-l	app	gs	cg	sho	sv	ip	h	r	er	bb	so	2b	3b	hr	bf	bavg	wp	hbp	bk	sfa	sha
2015	9.35	1-2	12	3	0	0/0	1	26.0	37	28	27	18	17	6	1	4	127	.363	4	2	0	1	4
2016	1.69	0-0	2	0	0	0/0	0	5.1	4	1	1	3	9	0	0	0	26	.200	1	3	0	0	0
TOTAL	8.04	1-2	14	3	0	0/0	1	31.1	41	29	28	21	26	6	1	4	153	.336	5	5	0	1	4

Career Highs: **IP** - 4.2 (at Texas, 2/25/16); **STRIKEOUTS** - 7 (at Texas, 2/25/16)



27 BRETT HANEWICH RHP • 6-3 • 215 • Jr. • Bradenton, Fla. (IMG Academy) • Product Design • @BrettHanewich

- Allowed just 1 ER in first 14.1 inn
- Threw 7.0 IP, 1 R in elimination game vs. YSU June 1, 2014
- Was a weekend starter for most of the last 2 yrs
- Sister, Corey '14, played softball at Stanford

Year	era	w-l	app	gs	cg	sho	sv	ip	h	r	er	bb	so	2b	3b	hr	bf	bavg	wp	hbp	bk	sfa	sha
2014	3.17	4-4	16	14	1	0/0	0	76.2	79	35	27	31	49	16	2	3	345	.275	8	13	0	2	12
2015	4.00	4-6	15	13	1	0/1	0	78.2	62	38	35	49	62	12	2	2	348	.224	15	10	1	2	10
2016	3.60	2-1	5	5	0	0/0	0	25.0	17	11	10	11	17	3	1	0	107	.202	3	9	0	0	3
TOTAL	3.59	10-11	36	32	2	0/1	0	180.1	158	84	72	91	128	31	5	5	800	.244	26	32	1	4	25

Career Highs: **IP** - 9.0 (twice); **STRIKEOUTS** - 9 (twice)



28 MATT DECKER C • R/R • 6-4 • 215 • Jr. • Portland, Ore. (Jesuit) • Public Policy • @teckdeck28

- 1-3, 2 R in first start at catcher at SJSU
- 2014 summer Mat-Su Miners (Alaska): .253, HR, 14 RBI
- Two-time first team All-Metro League
- Grandfather played football at Kansas

Year	avg	gp-gs	ab	r	h	2b	3b	hr	rbi	tb	slg%	bb	hbp	so	gdp	ob%	sf	sh	sb-att	po	a	e	fld%
2014	.000	1-0	1	0	0	0	0	0	0	0	.000	0	0	1	0	.000	0	0	0-0	0	0	0	.000
2015	.143	7-5	14	3	2	0	0	0	2	143	.143	0	2	7	0	.250	0	1	0-0	34	5	0	1.000
2016	.125	8-4	16	2	2	1	0	0	3	188	.188	2	0	5	0	.222	0	0	0-0	33	1	0	1.000
TOTAL	.129	16-9	31	5	4	1	0	0	5	161	.161	2	2	13	0	.229	0	1	0-0	67	6	0	1.000

Career Highs: **HITS** - 1 (four times); **RUNS** - 2 (twice, last at San Jose State, 3/28/16)



29 BRANDON WULFF OF • 6-1 • 215 • Fr. • Las Vegas, Nev. (Bishop Gorman) • Undeclared • @brandon_wulff

- First two career hits at Texas (2/28)
- First career HR vs. Kansas (3/20)
- Third-team ABCA/Rawlings High School All-America • Skilled pianist
- Has jumped off New Zealand's Sky Tower (629') and Las Vegas' Stratosphere Tower (829') • Wants to design the best rollercoaster in the world • Hates getting slapped on the back

Year	avg	gp-gs	ab	r	h	2b	3b	hr	rbi	tb	slg%	bb	hbp	so	gdp	ob%	sf	sh	sb-att	po	a	e	fld%
2016	.216	12-8	37	3	8	2	0	1	3	13	.351	2	0	10	1	.250	1	1	0-0	8	0	0	1.000
TOTAL	.216	12-8	37	3	8	2	0	1	3	13	.351	2	0	10	1	.250	1	1	0-0	8	0	0	1.000

Career Highs: **HITS** - 2 (three times; last vs. Kansas, 3/20/16); **RUNS** - 1 (twice); **RBI** - 2 (vs. Kansas, 3/20/16); **MULTI-HIT GMS:** 3



31 NICK BELLAFRONTO INF • 6-1 • 205 • Fr. • San Jose, Calif. (Bellarmine) • Undeclared • @nickbellafronto

- 2015 All-Mercury News honorable mention • Two-time all-league • Has seen Toy Story 27 times • Likes to binge watch Prison Break • Volunteered two years to help disabled children play soccer • Best Halloween costume was as Geico caveman • Role models include his Dad and Derek Jeter • Oakland A's fan

Career Highs: **TBA**



33 JOHN HOCHSTATTER LHP • R/L • 6-4 • 215 • Gr. • Danville, Calif. (San Ramon Valley) • Economics

- Made season debut at UC Davis (3/21), but game was suspended (393 days between starts)
- Started and threw two innings at San Jose State
- Injured in second start last year
- Had Tommy John surgery last March
- All-Pac-12 in 2014
- Won 10 straight games from Feb. 23-May 25, 2014 (streak tied for fourth-best at Stanford since 1996)
- Interned at Stanford's business school in summer 2014 • USA Baseball U18 member in 2010 • 2011 MLB Draft - 47th round - Minnesota Twins

Year	era	w-l	app	gs	cg	sho	sv	ip	h	r	er	bb	so	2b	3b	hr	bf	bavg	wp	hbp	bk	sfa	sha
2012	4.53	3-3	12	9	0	0/0	0	43.2	52	29	22	18	15	9	2	2	207	.294	5	5	0	1	6
2013	3.88	3-3	14	13	1	0/0	0	53.1	57	33	23	21	29	8	0	7	239	.279	6	11	0	1	2
2014	3.36	10-3	16	9	2	1/1	0	80.1	60	35	30	35	38	8	1	4	332	.214	2	3	0	1	13
2015	4.09	1-0	2	2	0	0/0	0	11.0	9	5	5	1	8	2	0	1	42	.243	1	1	0	1	2
2016	4.50	0-0	1	1	0	0/0	0	2.0	2	2	1	1	1	0	0	0	10	.250	0	0	0	0	1
TOTAL	3.83	17-9	45	34	3	1/1	0	190.1	180	104	81	76	91	27	3	14	830	.255	14	20	0	4	24

Career Highs: **IP** - 9.0 (three times); **STRIKEOUTS** - 7 (twice)



34 TRISTAN BECK RHP • R/R • 6-4 • 160 • Fr. • Corona, Calif. (Corona) • Undeclared • @t_beck07

- Pac-12 Pitcher of the Week (Feb. 23)
- Second Stanford freshman since Mike Mussina in 1988 to start Opening Day

Year	era	w-l	app	gs	cg	sho	sv	ip	h	r	er	bb	so	2b	3b	hr	bf	bavg	wp	hbp	bk	sfa	sha
2016	1.57	4-1	5	5	0	0/2	0	28.2	21	6	5	5	26	2	0	0	110	.206	0	1	0	0	2
TOTAL	1.57	4-1	5	5	0	0/2	0	28.2	21	6	5	5	26	2	0	0	110	.206	0	1	0	0	2

- First three starts vs. Top 25 teams
 - 2015 first-team all-state and all-section • Threw two no-hitters and a 10-inning, 1-hitter • 2015 Corona High School Male Athlete of the Year
 - Mother (1984) and sister, Megan (2010), graduated from Stanford • Selected in the 34th round of the 2015 MLB Draft by the Milwaukee Brewers • First chair alto sax in HS jazz band
 - Wanted to go to Stanford since the fifth grade when he visited his sister here when she was a student • Anaheim Angels fan
- Season/Career Highs:** IP - 8.0 (vs. Washington State, 3/24/16); **STRIKEOUTS** - 10 (vs. Washington State, 3/24/16)



36 KRIS BUBIC LHP • L/L • 6-2 • 195 • Fr. • San Jose, Calif. (Archbishop Mitty) • Undeclared • @KrisBubic

- Earned save in first collegiate app
- Career-high 7 K's in first two starts
- Two-time first-team all-league

Year	era	w-l	app	gs	cg	sho	sv	ip	h	r	er	bb	so	2b	3b	hr	bf	bavg	wp	hbp	bk	sfa	sha
2016	3.46	0-1	5	3	0	0/1	1	13.0	12	7	5	6	16	4	1	0	57	.240	0	0	0	0	1
TOTAL	3.46	0-1	5	3	0	0/1	1	13.0	12	7	5	6	16	4	1	0	57	.240	0	0	0	0	1

- San Jose Mercury News second team (2015) and first team (2014) honoree • 2014 league co-Pitcher of the Year and team MVP • Also played football and was 2014 all-league honorable mention, third-team all-area and Mercury News second team as a kicker • Owns a collection of autographs from baseball players—most cherished autograph is one from Willie Mays • Superstitious about touching the base line • San Francisco Giants fan
- Season/Career Highs:** IP - 5.0 (v. #2 Vanderbilt, 3/3/16); **STRIKEOUTS** - 7 (twice, last v. #2 Vanderbilt, 3/3/16)



38 CHRIS VIALL RHP • 6-9 • 230 • So. • Soquel, Calif. (Soquel) • Science, Technology & Society • @chris_cmv

- 13 career starts / 27 relief app
- 18.2 consecutive scoreless inn. (9 hits) prior to 4 ER at San Jose State

Year	era	w-l	app	gs	cg	sho	sv	ip	h	r	er	bb	so	2b	3b	hr	bf	bavg	wp	hbp	bk	sfa	sha
2014	4.74	2-3	17	8	0	0/0	0	43.2	45	28	23	31	18	7	1	4	203	.269	4	2	2	1	2
2015	4.73	1-3	14	5	0	0/0	0	32.1	32	22	17	22	21	3	0	2	152	.264	11	5	0	2	2
2016	2.84	1-1	10	0	0	0/3	1	12.2	10	5	4	5	15	0	0	0	55	.208	3	2	0	0	0
TOTAL	4.47	4-7	41	13	0	0/3	1	88.2	87	55	44	58	54	10	1	6	410	.259	18	9	2	3	4

- Rawlings All-America third team in HS
 - Favorite TV Show is the Blacklist
 - 2013 MLB Draft - 39th round - San Francisco Giants • Fear of heights
- Career Highs:** IP - 6.2 (vs. Texas, 3/6/15); **STRIKEOUTS** - 5 (three times)



39 CHRIS CASTELLANOS LHP • 5-10 • 185 • So. • Long Beach, Calif. (Long Beach Poly) • Public Policy

- 3 starts, 2 relief app this yr
- 3.79 ERA as starter, 1.74 out of bullpen
- 0 ER in first seven collegiate app.

Year	era	w-l	app	gs	cg	sho	sv	ip	h	r	er	bb	so	2b	3b	hr	bf	bavg	wp	hbp	bk	sfa	sha
2014	4.12	0-1	22	0	0	0/1	3	24.0	26	14	11	11	15	5	3	1	105	.289	3	1	0	1	2
2015	3.44	2-3	21	6	0	0/1	0	49.2	44	24	19	13	37	11	1	2	213	.230	2	4	1	0	5
2016	3.07	3-1	5	3	0	0/1	0	29.1	29	10	10	4	19	7	0	1	119	.266	0	1	0	1	4
TOTAL	3.50	5-5	48	9	0	0/3	3	103.0	99	48	40	28	71	23	4	4	437	.254	5	6	1	2	11

- 7.0 IP, 0 H, 0 ER vs. California in 1st career start
 - 2012 & 2013 Moore League Pitcher of Yr
 - Perfect game in HS • Poly's all-time leader in strikeouts (243) and wins (25) • Aspires to work in a MLB front office • Favorite TV shows include That 70's Show, Breaking Bad, Dexter • Los Angeles Dodgers fan
- Career Highs:** IP - 7.0 (twice, last vs. Washington State, 3/26/16); **STRIKEOUTS** - 6 (twice; last at Texas, 2/2/16)



40 JOEY STARLING RHP • 6-2 • 225 • Jr. • Bartow, Fla. (Bartow) • Communication • @joey_starling

- Lowest BAA among Stanford pitchers w/5+ appearances last year
- No appearances as a freshman

Year	era	w-l	app	gs	cg	sho	sv	ip	h	r	er	bb	so	2b	3b	hr	bf	bavg	wp	hbp	bk	sfa	sha
2015	3.52	0-0	5	0	0	0/0	0	7.2	5	3	3	4	2	1	0	0	33	.208	1	1	0	0	4
2016	99.00	0-0	1	0	0	0/0	0	0.0	2	2	2	0	0	0	0	0	2	1.000	0	0	0	0	0
TOTAL	5.87	0-0	6	0	0	0/0	0	7.2	7	5	5	4	2	1	0	0	35	.269	1	1	0	0	4

- Four-time all-district in high school • Team MVP as a high school senior
- Career Highs:** IP - 3.1 (at Arizona State, 3/28/15); **STRIKEOUTS** - 2 (vs. Arizona, 3/20/15)



42 CHRISTIAN MOLFETTA C • R/R • 5-11 • 180 • Fr. • Laguna Beach, Calif. (JSerra) • Undeclared • @TheCMo_2

- Two-time league champion and all-league selection (first team in 2015) • Named to 2015 Orange County All-Star team • 2015 Trinity League Scholar Athlete of the Year
- 2015 Trinity League home run and RBI champion • Four-time JSerra Scholar Athlete Award winner • Mariah Carey fan • Jersey number is #4 (Lou Gehrig) and #2 (Derek Jeter) • Grew up a Stanford fan • Favorite baseball movie is Moneyball • Father played professional football in Europe and International rugby • Grandfather, Gordon Otter, was a diver at Stanford • Uncle, Roger Crist, played football at Stanford • **Career Highs:** TBA

2016 ROSTER

No.	Name	Pos.	B/T	Ht.	Wt.	Yr.	Major	Hometown (High School)
1	Mikey Diekroeger	INF	L/R	6-2	195	So.	Undeclared	Woodside, Calif. (Menlo)
2	Jack Klein	OF	R/R	6-2	185	Jr.	Science, Technology & Society	San Francisco, Calif. (St. Ignatius)
3	Bobby Zarubin	RHP	R/R	6-0	190	Sr.	Science, Technology & Society	San Diego, Calif. (Santa Fe Christian)
4	Nico Hoerner	INF	R/R	5-11	190	Fr.	Undeclared	Oakland, Calif. (Head Royce)
5	Beau Branton	INF	R/R	5-7	175	So.	Undeclared	Honolulu, Hawaii (Punahou)
6	Jonny Locher	OF	R/L	5-11	180	Sr.	Economics	Burien, Wash. (Highline)
7	Jesse Kuet	INF	R/R	5-10	190	So.	Undeclared	Huntington Beach, Calif. (Huntington Beach)
8	Bryce Carter	C	L/R	6-1	195	So.	Undeclared	Tulsa, Okla. (Cascia Hall Prep)
10	Tommy Edman	INF	S/R	5-10	180	Jr.	Computer Science	San Diego, Calif. (La Jolla Country Day)
11	Tyler Thorne	RHP	R/R	6-4	210	Jr.	Science, Technology & Society	Lubbock, Texas (Coronado)
12	Duke Kinamon	INF	R/R	5-11	175	Fr.	Undeclared	Peachtree City, Ga. (McIntosh)
13	John Henry Styles	LHP	L/L	5-11	180	So.	Undeclared	Houston, Texas (Episcopal)
14	Alec Wilson	OF	L/L	6-0	185	Fr.	Undeclared	Cumming, Ga. (West Forsyth)
15	Austin Barr	1B/C	R/R	6-2	220	Sr.	Science, Technology & Society	Camas, Wash. (Camas)
16	Colton Hock	RHP	R/R	6-5	220	So.	Undeclared	Bloomsburg, Pa. (Bloomsburg)
17	Andrew Summerville	LHP	L/L	6-3	195	So.	Mgmt. Science & Engineering	Seattle, Wash. (Lakeside)
18	Griffin Weir	RHP	R/R	6-4	205	Jr.	Mgmt. Science & Engineering	Amherst, Ohio (Amherst Steele)
19	Cal Quantrill	RHP	L/R	6-3	185	Jr.	Mgmt. Science & Engineering	Port Hope, Ontario (Trinity)
21	Matt Winaker	1B/OF	L/L	6-1	195	So.	Undeclared	Alamo, Calif. (San Ramon Valley)
22	Alex Dunlap	C	R/R	6-2	195	Jr.	Science, Technology & Society	The Woodlands, Texas (The Woodlands)
23	Nickolas Oar	OF	R/R	6-1	215	Fr.	Undeclared	Pleasant Hill, Calif. (College Park)
24	Quinn Brodey	LHP/OF	L/L	6-1	195	So.	Undeclared	Los Angeles, Calif. (Loyola)
26	Keith Weisenberg	RHP	R/R	6-5	205	So.	Undeclared	St. Petersburg, Fla. (Osceola)
27	Brett Hanewich	RHP	S/R	6-3	215	Jr.	Product Design	Bradenton, Fla. (IMG Academy)
28	Matt Decker	C	R/R	6-4	215	Jr.	Public Policy	Portland, Ore. (Jesuit)
29	Brandon Wulff	OF	R/R	6-1	215	Fr.	Undeclared	Las Vegas, Nev. (Bishop Gorman)
31	Nick Bellafronto	INF	R/R	6-1	205	Fr.	Undeclared	San Jose, Calif. (Bellarmine)
33	John Hochstatter	LHP	R/L	6-4	215	Gr.	Economics	Danville, Calif. (San Ramon Valley)
34	Tristan Beck	RHP	R/R	6-4	160	Fr.	Undeclared	Corona, Calif. (Corona)
36	Kris Bubic	LHP	L/L	6-2	195	Fr.	Undeclared	San Jose, Calif. (Archbishop Mitty)
37	Peter McEvoy	INF	R/R	6-4	185	Fr.	Undeclared	Colorado Springs, Colo. (Pine Creek)
38	Chris Viall	RHP	R/R	6-9	230	Jr.	Science, Technology & Society	Soquel, Calif. (Soquel)
39	Chris Castellanos	LHP	L/L	5-10	185	Jr.	Public Policy	Long Beach, Calif. (Long Beach Poly)
40	Joey Starling	RHP	R/R	6-2	225	Jr.	Communication	Bartow, Fla. (Bartow)
42	Christian Molfetta	C	R/R	5-11	180	Fr.	Undeclared	Laguna Beach, Calif. (Junipero Serra)

ROSTER BREAKDOWN

By Class: Freshmen (10), Sophomores (10), Juniors (11), Seniors (3), Fifth-Year (1)
By Position: Infield (9), Outfield (6), Catchers (5), Right-Handed Pitchers (10), Left-Handed Pitchers (5)
By State: California (16), Colorado (1), Florida (3), Georgia (2), Hawaii (1), Nevada (1), Ohio (1), Oklahoma (1), Oregon (1), Pennsylvania (1), Texas (3), Washington (3); & Canada (1)

PRONUNCIATION GUIDE

Austin Barrbar
 Kris Bubic..... boo-bich
 Chris Castellanos..... Cast-AYE-awn-owes
 Mikey Diekroeger..... deh-CROW-gurr
 Brett Hanewich..... HANN-uh-wich
 John Hochstatter HOCK-statter
 Jonny Locher..... LOW-kurr
 Peter McEvoy..... MAC-uh-voy
 Christian Molfetta..... mahl-fett-uh
 Chris Viall Vy-UHL
 Griffin Weir..... Weer
 Keith Weisenberg Whys-in-burgh
 Matt Winaker WIN-uh-kerr
 Bobby Zarubin..... zuh-RUE-bin
Coaches
 Mark Marquess MARR-KWISS
 Brock Ungricht UNG-rich
 Jon Karcich..... CAR-sitch

COACHING STAFF



9 MARK MARQUESS

Clarke and Elizabeth Nelson Director of Baseball • 40th season • Stanford '69

- 1,566-846-7 (.649) overall, 615-431 (.588) Pac-12
- Two-time national champion (1987, 1988)
- 1st Career Win (February 4, 1977 - vs. USF - 6-1)
- 57 former student-athletes have reached MLB, 49 of those earned their degrees
- Three-time NCAA Coach of the Year, nine-time Pac-10 Coach of the Year
- Head coach of the 1988 gold-medal winning USA Olympic team in Seoul, South Korea

NCAA Division I All-Time Wins Leaders (*= active)

1. Augie Garrido (Texas)*	1,961	48th season
2. Mike Martin (Florida State)*	1,875	37th season
3. Gene Stephenson (Wichita State)	1,768	36 seasons
4. Mark Marquess, (Stanford)*	1,566	40 seasons
5. Larry Hays, (Texas Tech)	1,508	38 seasons



50 RUSTY FILTER

Assistant Coach • Seventh season • San Diego State '90

• Handles Stanford's pitching staff • Coached Stanford's Mark Appel to become the No. 1 overall pick in 2014 • Came to Stanford after spending 21 years on the campus of San Diego State as both an assistant and student-athlete • Mentored Stephen Strasburg while at San Diego State.



25 BROCK UNGRICHT

Assistant Coach • Sixth season • San Diego State '08 • @CoachUngricht

- Coaches third base • Coached and played at San Diego State • Hit .318 with 44 doubles and 117 RBI while at San Diego State
- 2006 MLB Draft - 30th round - New York Yankees



20 JON KARCICH

Volunteer Assistant Coach • Second season • Santa Clara '10 • @JKarcich6

- Coaches first base • Two-time All-West Coast Conference at Santa Clara • Hit .243 in three seasons in the minor leagues • 2009 MLB Draft - 7th round - Anaheim Angels



30 DANIEL STARWALT

Student Assistant • Senior • El Cajon, Calif (Granite Hills) • Communication

- Shoulder injury & will miss senior season • Exhausted eligibility • Stayed on team to serve as coach/manager • Finished career with 5.02 ERA, 2-1 record, 22 K's in 37.2 IP.

Team

27 hits at Arizona • 3.27.94
 26 hits at Arizona • 4.6.02
 24 hits USC • 4.26.08
 23 hits at California • 5.9.12
 27 runs at Arizona • 3.27.94
 26 runs USC • 4.26.08
 25 runs at Nevada • 4.10.95
 20+ runs at Washington State (22-3) • 4.2.11
 Back-to-Back Shutout Losses..... 2006 at Oregon State (3-0 • 1-0)
 18 strikeouts..... at #23 Texas • 2.25.16
 15 strikeouts..... 18 at #23 Texas • 2.25.16
 One-Hitter..... Manship • Cunningham • vs. Santa Clara • 1.26.03
 Two-Hitter Pries • Reed • vs. Cal State Fullerton • 6.4.11
 Triple play..... Diekroeger • Kauppila • Ragira • 4-6-3 • at Oregon State • 5.11.13
 Lost on Walk-Off..... at San Jose State (10-9) • 3.28.13

Individual

7 RBI..... Brian Ragira • at Washington State • 4.2.11
 6 hits Lonnie Kauppila • at Washington State • 4.2.11
 5 hits Zach Hoffpauir • at Utah • 5.23.14
 6 runs Carlos Quentin • at Santa Clara • 4.8.03
 5 runs Cord Phelps • vs. USC 4.26.08
 10 total bases Austin Taylor • vs. San Jose State • 4.23.13
 Hit for cycle..... Brian Ragira • vs. Santa Clara • 3.22.11
 3 home runs..... Edmund Muth • vs. Louisiana-Lafayette • 6.15.00
 2 home runs..... Alex Blandino • at Saint Mary's • 4.23.14
 Back-to-back home runs..... Hoffpauir • Whiting (2nd) • at Indiana • 6.1.14
 Two home runs in same inning..... Michael Taylor (4th) • at USC • 5.26.07
 Game leadoff home run..... Tyler Gaffney • 6.4.10 • 6.5.10
 Walk-off home run..... Tommy Edman • at Indiana (W, 5-4) • 6.2.14
 Inside-the-park home run..... Zach Hoffpauir • at Utah • 5.25.14
 Inside-the-park grand slam..... Sean Ratliff • at Arizona State • 4.6.07
 Grand slam Brian Ragira • at Washington State • 4.2.11
 Shutout John Hochstatter • at UCLA (W, 5-0) • 5.3.14
 Complete game..... John Hochstatter • at UCLA (W, 5-0) • 5.3.14
 16 strikeouts..... Jason Young • vs. Arizona State • 3.5.99
 15 strikeouts..... Mark Appel • vs. UNLV • 3.8.13
 10 strikeouts..... Tristan Beck • vs. Washington State • 3.25.16
 Back-to-back 10 strikeouts..... Cal Quantrill • vs. WSU • 5.16.14 • at Utah • 5.23.14
 No-hitter..... Chad Hutchinson • at Fresno State (4-0) • 2.1.98 (rain - 5 inn.)
 Five errors..... Lonnie Kauppila • vs. USC • 3.26.12
 Four errors..... Kenny Diekroeger • vs. Saint Mary's • 3.29.11
 20 putouts..... Brian Ragira (21) • vs. California • 5.25.12

Longest Games (last 15 years)

18 innings vs. California • 5.25.12 • L, 4-5
 18 innings at Arizona • 4.5.02 • W, 5-4
 15 innings at Washington • 5.2.10 • L, 3-4
 15 innings at Santa Clara • 5.9.06 • W, 8-4

Hitting Streaks (since 1988)

37 Jeffrey Hammonds • 1990
 28 Troy Paulsen • 1988
 26 Carlos Quentin • 2003
 24 Tyler Gaffney • 2011-12
 23 Kenny Diekroeger • 2010
 22 Austin Slater • 2014
 21 Brian Hall • 2004
 20 Ryan Garko • 2001
 19 Josh Hochgesang • 1997
 17 Sam Fuld • 2003
 16 John Mayberry Jr. • 2003
 16 Kenny Diekroeger • 2011
 15 Donny Lucy • 2004
 15 Danny Putnam • 2004
 15 Andy Topham • 2001
 15 Jason Cooper • 2002
 15 Paul Carey • 1988

Consecutive Winning Streaks (since 1996)

16 Wayne • 1999-2000
 12 Romanczuk • 2003
 11 Guthrie • 2001-02
 10 Hochstatter • 2014
 10 Iglesias • 1996
 10 Cunningham • 2001-02
 9 Romanczuk • 2004
 9 Austin • 1998
 9 McArdle • 2010-11
 8 Bruksch • 2002
 8 Young • 2000
 8 Hudgins • 2002

Hit for Cycle (since 1992)

Brian Ragira vs. Santa Clara • 3.22.11
 Michael Taylor vs. San Jose State • 4.19.05
 Steve Soloman vs. California • 5.9.92

One-Hitters (since 1966)

Manship • Cunningham..... vs. Santa Clara • 1.26.03
 Jeff Austin (7) vs. Cal State Fullerton • 2.9.98
 Brian Sager (6) • Mike Gosling (3) at California • 2.26.00
 Kyle Peterson (8) • Chad Hutchinson (9)..... at Cal State Fullerton • 2.2.96

No-Hitters (since 1956)

Chad Hutchinson (5, rain shortened)..... at Fresno State (W, 4-0) • 2.1.98
 Jason Middlebrook (9) vs. UCLA (W, 3-0) • 5.8.94
 Jamie Sepeda (6) • Willie Adams (3)..... vs. Pacific (W, 6-0) • 2.12.92
 Paul Grame (9)..... vs. Cal State Hayward (W, 8-0) • 2.4.81
 Phil Keller (9) vs. Arizona State (W, 1-0) • 3.23.70
 Steve Dunning (9)..... vs. Cal Poly Pomona (W, 10-1) • 3.7.69
 Bob Leopold (9) vs. USC (W, 4-0) • 4.14.57
 Ed Verdurmen (7) vs. Pepperdine (W, 11-0) • 4.7.56





**2016 Stanford Baseball
Games Summary for Stanford (as of Mar 29, 2016)
(All games)**

Score by innings	1	2	3	4	5	6	7	8	9	EX	Total
Stanford	9	4	11	5	17	14	6	9	7	1	83
Opponents	6	6	6	8	4	3	10	3	5	3	54

Record when ...

Overall	12-7	After 6 leading	11-1
Conference	2-1 trailing	0-5
Non-Conference	10-6 tied	1-1
Home games	9-4	After 7 leading	11-0
Away games	3-3 trailing	0-7
Neutral site	0-0 tied	1-0
Day games	9-3	After 8 leading	11-0
Night games	3-4 trailing	0-6
vs Left starter	4-2 tied	1-1
vs Right starter	8-5	Hit 0 home runs	5-7
1-Run games	2-3	... 1 home run	6-0
2-Run games	2-0	... 2+ home runs	1-0
5+Run games	5-1	Opponent 0 home runs	11-6
Extra innings	1-1 1 home run	1-1
Shutouts	4-1 2+ HRs	0-0
Scoring 0-2 runs	4-4	Made 0 errors	8-4
..... 3-5 runs	3-2	... 1 error	4-0
..... 6-9 runs	3-1	... 2+ errors	0-3
..... 10+ runs	2-0	Opp. made 0 errors	4-0
Opponent 0-2 runs	11-0 1 error	5-5
..... 3-5 runs	1-5 2+ errors	3-2
..... 6-9 runs	0-1	Out-hit opponent	8-1
..... 10+ runs	0-1	Out-hit by opponent	2-6
Scored in 1st inning	4-1	Hits are tied	2-0
Opp. scored in 1st	3-1		
Scores first	8-1		
Opp. scores first	4-6		

Record when team scores:

Runs	0	1	2	3	4	5	6	7	8	9	10+
W-L	0-1	1-1	3-2	0-2	1-0	2-0	2-0	0-0	0-0	1-1	2-0

Record when opponent scores:

Runs	0	1	2	3	4	5	6	7	8	9	10+
W-L	4-0	5-0	2-0	0-0	1-3	0-2	0-0	0-0	0-0	0-1	0-1

Record when leading after:

Inn.	1	2	3	4	5	6	7	8
W-L	3-0	4-1	8-1	10-1	11-1	11-1	11-0	11-0

Record when trailing after:

Inn.	1	2	3	4	5	6	7	8
W-L	2-0	2-2	0-4	0-4	0-4	0-5	0-7	0-6

Record when tied after:

Inn.	1	2	3	4	5	6	7	8
W-L	7-7	6-4	4-2	2-2	1-2	1-1	1-0	1-1

Current losing streak: 1
 Longest winning streak: 3
 Longest losing streak: 2

Home attendance : 19959 (13 dates avg = 1535)
 Away attendance : 23244 (6 dates avg = 3874)
 Total attendance: 43203 (19 dates avg = 2273)

**Starting Lineup By Position
(Team W-L record when starter)**

PITCHER:	
34 Beck, Tristan	5 (4-1)
27 Hanewich, Brett	5 (3-2)
36 Bubic, Kris	3 (2-1)
39 Castellanos, Chris	3 (2-1)
17 Summerville, Andr	2 (1-1)
33 Hochstatter, John	1 (0-1)
CATCHER:	
8 Carter, Bryce	10 (7-3)
22 Dunlap, Alex	8 (5-3)
28 Decker, Matt	1 (0-1)
FIRST BASE:	
21 Winaker, Matt	16 (10-6)
28 Decker, Matt	3 (2-1)
SECOND BASE:	
4 Hoerner, Nico	19 (12-7)
THIRD BASE:	
1 Diekroeger, Mikey	19 (12-7)
SHORTSTOP:	
10 Edman, Tommy	19 (12-7)
LEFT FIELD:	
24 Brodey, Quinn	12 (7-5)
12 Kinamon, Duke	7 (5-2)
CENTER FIELD:	
2 Klein, Jack	16 (10-6)
6 Locher, Jonny	2 (1-1)
24 Brodey, Quinn	1 (1-0)
RIGHT FIELD:	
29 Wulff, Brandon	6 (4-2)
6 Locher, Jonny	6 (3-3)
24 Brodey, Quinn	6 (4-2)
7 Kuet, Jesse	1 (1-0)

TEAM GAME HIGHS

Batting

At bats:	40	-	(2 times)
Runs scored:	11	-	at Texas (Feb 28, 2016)
Hits:	16	-	at San Jose State (Mar 28, 2016)
RBIs:	9	-	(2 times)
Doubles:	4	-	(3 times)
Triples:	2	-	(2 times)
Home runs:	2	-	vs Kansas (Mar 20, 2016)
Total bases:	22	-	at Texas (Feb 28, 2016)
Walks:	10	-	vs Washington State (Mar 24, 2016)
Strikeouts:	12	-	at Texas (Feb 27, 2016)
Sac hits:	4	-	at Texas (Feb 25, 2016)
Sac flies:	2	-	vs Vanderbilt (Mar 03, 2016)
Stolen bases:	2	-	(2 times)
Hit by pitch:	2	-	(2 times)
Caught stealing:	1	-	(3 times)
Runners LOB:	13	-	vs Washington State (Mar 24, 2016)
Hit into DP:	3	-	at San Jose State (Mar 28, 2016)

Fielding

Putouts:	36	-	at Texas (Feb 25, 2016)
Assists:	14	-	(2 times)
Errors:	2	-	(3 times)
Passed balls:	3	-	at UC Davis (Feb 22, 2016)
DPs turned:	2	-	(4 times)

Pitching

Innings pitched:	12.0	-	at Texas (Feb 25, 2016)
Runs allowed:	10	-	at San Jose State (Mar 28, 2016)
Earned runs:	9	-	at Texas (Feb 27, 2016)
Walks allowed:	6	-	(3 times)
Strikeouts:	18	-	at Texas (Feb 25, 2016)
Hits allowed:	13	-	at Texas (Feb 27, 2016)
Doubles allowed:	4	-	vs Kansas (Mar 19, 2016)
Triples allowed:	1	-	(2 times)
Homers allowed:	1	-	(2 times)
Wild pitches:	4	-	at San Jose State (Mar 28, 2016)
Hit batters:	3	-	(3 times)

TEAM GAME HIGHS

Batting

At bats:	40	-	(2 times)
Runs scored:	11	-	at Texas (Feb 28, 2016)
Hits:	16	-	at San Jose State (Mar 28, 2016)
RBIs:	9	-	(2 times)
Doubles:	4	-	(3 times)
Triples:	2	-	(2 times)
Home runs:	2	-	vs Kansas (Mar 20, 2016)
Total bases:	22	-	at Texas (Feb 28, 2016)
Walks:	10	-	vs Washington State (Mar 24, 2016)
Strikeouts:	12	-	at Texas (Feb 27, 2016)
Sac hits:	4	-	at Texas (Feb 25, 2016)
Sac flies:	2	-	vs Vanderbilt (Mar 03, 2016)
Stolen bases:	2	-	(2 times)
Hit by pitch:	2	-	(2 times)
Caught stealing:	1	-	(3 times)
Runners LOB:	13	-	vs Washington State (Mar 24, 2016)
Hit into DP:	3	-	at San Jose State (Mar 28, 2016)

Fielding

Putouts:	36	-	at Texas (Feb 25, 2016)
Assists:	14	-	(2 times)
Errors:	2	-	(3 times)
Passed balls:	3	-	at UC Davis (Feb 22, 2016)
DPs turned:	2	-	(4 times)

Pitching

Innings pitched:	12.0	-	at Texas (Feb 25, 2016)
Runs allowed:	10	-	at San Jose State (Mar 28, 2016)
Earned runs:	9	-	at Texas (Feb 27, 2016)
Walks allowed:	6	-	(3 times)
Strikeouts:	18	-	at Texas (Feb 25, 2016)
Hits allowed:	13	-	at Texas (Feb 27, 2016)
Doubles allowed:	4	-	vs Kansas (Mar 19, 2016)
Triples allowed:	1	-	(2 times)
Homers allowed:	1	-	(2 times)
Wild pitches:	4	-	at San Jose State (Mar 28, 2016)
Hit batters:	3	-	(3 times)

Multiple Hit Games	2	3	4	5+	Total
10 Edman, Tommy	5	2	-	-	7
4 Hoerner, Nico	5	2	-	-	7
1 Diekroeger, Mikey	4	-	-	-	4
21 Winaker, Matt	3	1	-	-	4
24 Brodey, Quinn	2	2	-	-	4
29 Wulff, Brandon	3	-	-	-	3
22 Dunlap, Alex	2	-	-	-	2
8 Carter, Bryce	2	-	-	-	2
2 Klein, Jack	1	-	-	-	1
12 Kinamon, Duke	1	-	-	-	1
TEAM	28	7	0	0	35

Hitting Streaks **Longest** **Current**

24 Brodey, Quinn	6	6
4 Hoerner, Nico	6	1
8 Carter, Bryce	5	-
22 Dunlap, Alex	4	1
2 Klein, Jack	4	4
10 Edman, Tommy	3	1
21 Winaker, Matt	3	3
1 Diekroeger, Mikey	3	3
29 Wulff, Brandon	2	-
12 Kinamon, Duke	2	1
6 Locher, Jonny	2	-
23 Oar, Nick	1	-
7 Kuet, Jesse	1	-
5 Branton, Beau	1	1
15 Barr, Austin	1	-
28 Decker, Matt	1	1

Reached Base Streaks **Longest** **Current**

22 Dunlap, Alex	9	2
8 Carter, Bryce	7	-
24 Brodey, Quinn	6	6
4 Hoerner, Nico	6	1
2 Klein, Jack	6	6
21 Winaker, Matt	6	6
10 Edman, Tommy	5	1
29 Wulff, Brandon	4	-
1 Diekroeger, Mikey	4	4
12 Kinamon, Duke	4	1
6 Locher, Jonny	2	-
28 Decker, Matt	2	2
15 Barr, Austin	2	-
5 Branton, Beau	2	2
7 Kuet, Jesse	1	1
23 Oar, Nick	1	-



2016 Stanford Baseball
Team Game-by-Game for Stanford (as of Mar 29, 2016)
Batting (All games)

Date	Opponent	ab	r	h	rbi	2b	3b	hr	tb	bb	ibb	sb	cs	hbp	sac	sf	gdp	k	po	a	e	lob	avg
Feb 20	CAL STATE FULLE	27	2	5	2	2	0	1	10	2	0	0	0	0	1	0	0	5	27	14	0	4	.185
Feb 20	CAL STATE FULLE	30	2	7	2	1	0	0	8	1	0	0	0	0	0	0	0	5	27	13	0	5	.211
Feb 21	CAL STATE FULLE	31	3	4	2	1	0	0	5	2	0	0	0	1	0	0	0	8	27	14	0	4	.182
Feb 22	at UC Davis	38	5	11	5	4	1	1	20	2	0	0	0	0	0	1	0	5	27	9	1	9	.214
Feb 25	at Texas	37	1	4	1	0	0	0	4	7	1	0	0	1	4	0	1	3	36	11	0	12	.190
Feb 26	at Texas	33	3	5	3	1	0	0	6	4	1	0	0	1	0	0	0	9	24	8	2	8	.184
Feb 27	at Texas	29	0	2	0	0	0	0	2	1	0	0	1	1	0	0	0	12	24	9	0	4	.169
Feb 28	at Texas	40	11	15	9	4	0	1	22	4	0	1	0	0	2	0	0	5	27	12	0	8	.200
Mar 01	ST. MARY'S	34	9	10	8	4	0	1	17	1	0	2	0	0	0	1	0	4	27	12	0	3	.211
Mar 03	VANDERBILT	32	4	12	4	0	0	0	12	1	0	0	1	1	0	2	0	6	27	6	0	8	.227
Mar 03	VANDERBILT	26	1	2	1	0	0	0	2	4	0	0	0	1	2	1	0	10	27	10	2	6	.216
Mar 06	VANDERBILT	34	2	6	2	3	0	0	9	1	0	0	0	0	0	0	0	7	27	12	0	6	.212
Mar 18	KANSAS	29	2	6	2	1	2	0	11	0	0	2	0	0	0	1	0	9	27	8	1	4	.212
Mar 19	KANSAS	34	10	13	8	1	1	0	16	7	0	0	0	2	1	1	0	4	27	10	0	11	.225
Mar 20	KANSAS	30	6	8	5	2	0	2	16	2	0	0	1	1	1	0	0	3	27	9	1	4	.227
*Mar 24	WASHINGTON STA	32	2	3	0	1	0	0	4	10	0	1	0	1	1	1	0	8	30	8	0	13	.219
*Mar 25	WASHINGTON STA	30	6	9	5	0	1	1	14	1	0	1	0	0	1	0	0	9	27	6	1	2	.223
*Mar 26	WASHINGTON STA	27	5	7	5	0	2	1	14	2	0	0	0	0	2	1	0	5	27	3	0	3	.225
Mar 28	at San Jose State	40	9	16	9	2	0	0	18	5	1	0	0	2	1	0	3	5	26	11	2	12	.237
Totals		613	83	145	73	27	7	8	210	57	3	7	3	12	16	9	4	122	518	185	10	126	.237

2016 Stanford Baseball
Team Game-by-Game for Stanford (as of Mar 29, 2016)
Pitching (All games)

Date	Opponent	ip	h	r	er	bb	so	2b	3b	hr	wp	bk	hbp	dp	ibb	score	w-l	sv	era
Feb 20	CAL STATE FULLE	9.0	4	0	0	2	4	0	0	0	0	0	0	0	0	2-0	1-0	1	0.00
Feb 20	CAL STATE FULLE	9.0	5	1	1	0	6	0	0	0	0	0	0	0	0	2-1	2-0	2	0.50
Feb 21	CAL STATE FULLE	9.0	9	4	4	0	4	2	0	0	1	0	1	0	0	3-4	2-1	2	1.67
Feb 22	at UC Davis	9.0	3	2	1	2	7	0	0	0	1	0	3	0	0	5-2	3-1	3	1.50
Feb 25	at Texas	12.0	5	0	0	6	18	0	0	0	0	0	1	0	0	1-0	4-1	3	1.12
Feb 26	at Texas	8.0	8	4	3	2	11	1	0	0	1	0	3	2	0	3-4	4-2	3	1.45
Feb 27	at Texas	8.0	13	9	9	1	6	3	0	1	0	0	1	2	0	0-9	4-3	3	2.53
Feb 28	at Texas	9.0	5	1	1	2	6	1	1	0	1	0	3	2	0	11-1	5-3	3	2.34
Mar 01	ST. MARY'S	9.0	2	1	1	2	12	0	0	1	0	0	1	1	0	9-1	6-3	3	2.20
Mar 03	VANDERBILT	9.0	6	1	1	4	8	1	0	0	0	0	0	0	0	4-1	7-3	4	2.08
Mar 03	VANDERBILT	9.0	5	4	2	6	9	2	1	0	1	0	1	0	0	1-4	7-4	4	2.07
Mar 06	VANDERBILT	9.0	9	5	5	5	8	2	0	0	1	0	2	0	0	2-5	7-5	4	2.31
Mar 18	KANSAS	9.0	6	0	0	2	13	0	0	0	0	0	0	1	0	2-0	8-5	5	2.14
Mar 19	KANSAS	9.0	8	4	4	4	6	4	0	0	1	0	2	0	0	10-4	9-5	5	2.27
Mar 20	KANSAS	9.0	8	2	1	4	5	2	0	0	0	1	0	2	0	6-2	10-5	5	2.18
*Mar 24	WASHINGTON STA	10.0	7	5	5	5	10	1	0	0	1	0	1	1	0	2-5	10-6	5	2.34
*Mar 25	WASHINGTON STA	9.0	5	1	1	1	12	0	0	0	0	0	0	1	0	6-1	11-6	5	2.26
*Mar 26	WASHINGTON STA	9.0	9	0	0	2	8	0	0	0	1	0	0	1	0	5-0	12-6	5	2.14
Mar 28	at San Jose State	8.2	10	10	7	6	8	1	0	0	4	1	0	0	0	9-10	12-7	5	2.40
Totals		172.2	127	54	46	56	161	20	2	2	13	2	19	13	0	83-54	12-7	5	2.40



2016 Stanford Baseball Overall Statistics for Stanford (as of Mar 28, 2016) (All games Sorted by Batting avg)

Record: 12-7 Home: 9-4 Away: 3-3 Pac-12: 2-1

Player	avg	gp-gs	ab	r	h	2b	3b	hr	rbi	tb	slg%	bb	hp	so	gdp	ob%	sf	sh	sb-att	po	a	e	fld%
4 Hoerner, Nico	.306	19-19	72	10	22	3	2	0	10	29	.403	5	1	13	0	.354	1	4	0-1	38	34	0	1.000
22 Dunlap, Alex	.293	16-8	41	3	12	3	0	0	2	15	.366	7	2	10	0	.420	0	0	1-1	75	3	0	1.000
5 Branton, Beau	.286	5-0	7	1	2	0	0	0	0	2	.286	1	0	0	0	.375	0	0	0-1	0	0	0	.000
10 Edman, Tommy	.282	19-19	71	14	20	2	3	0	5	28	.394	12	0	9	0	.386	0	3	2-2	30	50	5	.941
24 Brodey, Quinn	.278	19-19	72	8	20	3	1	2	16	31	.431	3	0	9	1	.288	5	1	0-0	33	1	0	1.000
21 Winaker, Matt	.259	19-16	54	11	14	2	1	0	7	18	.333	7	2	8	0	.365	0	0	0-0	129	9	0	1.000
8 Carter, Bryce	.222	15-10	36	5	8	2	0	0	6	10	.278	3	0	9	0	.282	0	0	1-2	76	12	0	1.000
29 Wulff, Brandon	.216	12-8	37	3	8	2	0	1	3	13	.351	2	0	10	1	.250	1	1	0-0	8	0	0	1.000
1 Diekroeger, Mikey	.205	19-19	73	9	15	4	0	1	11	22	.301	4	4	11	1	.280	1	0	0-0	15	39	3	.947
2 Klein, Jack	.200	18-16	45	5	9	2	0	1	6	14	.311	6	0	8	1	.294	0	5	1-1	44	1	0	1.000
12 Kinamon, Duke	.172	11-8	29	4	5	1	0	1	2	9	.310	2	2	7	0	.273	0	0	1-1	9	0	0	1.000
7 Kuet, Jesse	.167	6-1	6	1	1	0	0	0	0	1	.167	1	0	2	0	.286	0	0	1-1	1	0	1	.500
6 Locher, Jonny	.161	16-8	31	6	5	2	0	2	5	13	.419	0	1	12	0	.182	1	1	0-0	18	0	0	1.000
28 Decker, Matt	.125	8-4	16	2	2	1	0	0	0	3	.188	2	0	5	0	.222	0	0	0-0	33	1	0	1.000
15 Barr, Austin	.100	8-1	10	0	1	0	0	0	0	1	.100	2	0	4	0	.250	0	1	0-0	2	0	0	1.000
23 Oar, Nick	.077	5-0	13	0	1	0	0	0	0	1	.077	0	0	5	0	.077	0	0	0-0	0	0	0	.000
Totals	.237	19	613	83	145	27	7	8	73	210	.343	57	12	122	4	.310	9	16	7-10	518	185	10	.986
Opponents	.208	19	611	54	127	20	2	2	47	157	.257	56	19	161	5	.294	1	15	16-26	498	204	22	.970

LOB - Team (126), Opp (130). DPs turned - Team (13), Opp (16). IBB - Team (3), Brodey, Q. 1, Edman, T. 1, Winaker, M. 1.

(All games Sorted by Earned run avg)

Player	era	w-l	app	gs	cg	sho	sv	ip	h	r	er	bb	so	2b	3b	hr	b/avg	wp	hp	bk	sfa	sha
11 Thorne, Tyler	0.00	0-0	9	0	0	0/2	1	12.1	4	0	0	8	14	0	0	0	.103	3	0	0	0	0
3 Zarubin, Bobby	0.00	0-0	1	0	0	0/0	0	1.1	1	0	0	0	0	0	0	0	.250	0	0	0	0	0
13 Styles, JH	0.00	0-0	1	0	0	0/0	0	0.2	1	0	0	0	0	0	0	0	.500	0	1	0	0	0
16 Hock, Colton	1.33	0-1	7	0	0	0/2	2	20.1	10	4	3	10	26	1	0	0	.147	2	1	0	0	2
34 Beck, Tristan	1.57	4-1	5	5	0	0/2	0	28.2	21	6	5	5	26	2	0	0	.206	0	1	0	0	2
26 Weisenberg, Keith	1.69	0-0	2	0	0	0/0	0	5.1	4	1	1	3	9	0	0	0	.200	1	3	0	0	0
17 Summerville, Andre	2.05	2-1	5	2	0	0/1	0	22.0	14	6	5	3	18	3	0	1	.187	1	1	2	0	2
38 Viall, Chris	2.84	1-1	10	0	0	0/3	1	12.2	10	5	4	5	15	0	0	0	.208	3	2	0	0	0
39 Castellanos, Chris	3.07	3-1	5	3	0	0/1	0	29.1	29	10	10	4	19	7	0	1	.266	0	1	0	1	4
36 Bubic, Kris	3.46	0-1	5	3	0	0/1	1	13.0	12	7	5	6	16	4	1	0	.240	0	0	0	0	1
27 Hanewich, Brett	3.60	2-1	5	5	0	0/0	0	25.0	17	11	10	11	17	3	1	0	.202	3	9	0	0	3
33 Hochstatter, John	4.50	0-0	1	1	0	0/0	0	2.0	2	2	1	1	1	0	0	0	.250	0	0	0	0	1
40 Starling, Joey	99.00	0-0	1	0	0	0/0	0	0.0	2	2	2	0	0	0	0	0	1.000	0	0	0	0	0
Totals	2.40	12-7	19	19	0	4/4	5	172.2	127	54	46	56	161	20	2	2	.208	13	19	2	1	15
Opponents	4.01	7-12	19	19	1	1/1	4	166.0	145	83	74	57	122	27	7	8	.237	17	12	1	9	16

PB - Team (8), Dunlap, A. 6, Carter, B. 2, Opp (4). Pickoffs - Team (2), Hanewich, B. 2. SBA/ATT - Carter, B. (8-12), Dunlap, A. (7-8), Beck, T. (5-6), Castellanos (2-4), Summerville (1-3), Weisenberg (3-3), Hanewich, B. (0-3), Viall, C. (1-2), Bubic, K. (1-2), Thorne, T. (1-1), Hochstatter (1-1), Hock, C. (1-1), Decker, M. (1-1).