

OFFICE OF FINANCIAL RESOURCES

FY 2016 ASSISTANCE SNAPSHOT

The Office of Financial Resources (OFR) awards more than 25,000 acquisition and assistance actions each year, obligating more than \$12 billion in federal funds. This allows public health funds to more quickly and effectively reach intended populations to maximize public health outcomes.



In FY 2016, the Office of Grants Services (OGS) supported 4,416 grant awards to 1,632 grantees. These awards generated 11,630 actions that placed more than \$6.6 billion into public health programs and research around the world.

Comparison of FY 2015 and FY 2016 Total Grant Actions and Obligations Processed by OGS

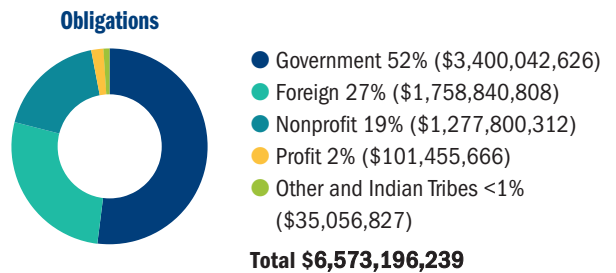
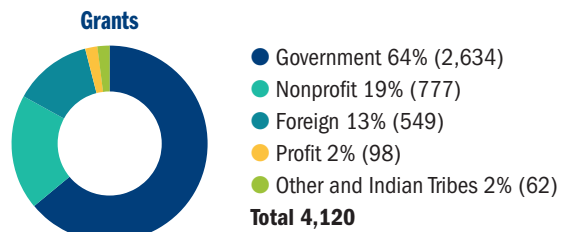


CDC FY 2016 Grant Funds Obligated Through Centers, Institutes, and Offices (CIOs)

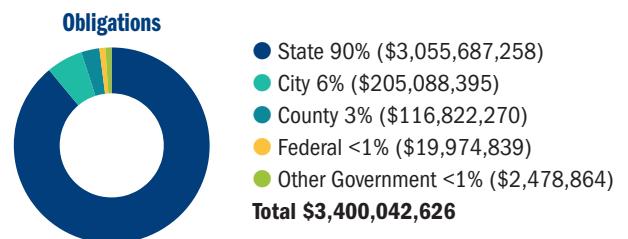
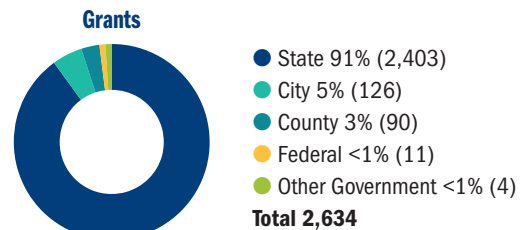
CIO	Grants	Actions	Obligations	% of Actions	% of Obligations
ATSDR	56	94	\$19,681,331	0.8%	0.3%
CGH	629	1,850	\$2,530,035,316	15.9%	38.3%
CSELS	108	164	\$51,375,764	1.4%	0.8%
NCBDDD	228	562	\$79,909,016	4.8%	1.2%
NCCDPHP	843	2,564	\$744,451,066	22.0%	11.3%
NCEH	197	419	\$62,110,553	3.6%	0.9%
NCEZID	148	620	\$373,524,266	5.3%	5.7%
NCHHSTP	913	2,197	\$953,849,086	18.9%	14.4%
NCHS	6	10	\$817,971	0.1%	0.0%
NCIPC	312	679	\$141,809,671	5.8%	2.1%
NCIRD	341	824	\$444,414,437	7.1%	6.7%
NIOSH	338	740	\$111,886,979	6.4%	1.7%
OD	32	47	\$4,552,682	0.4%	0.1%
OPHPR	156	608	\$822,304,643	5.2%	12.4%
OSTLTS	103	246	\$268,962,258	2.1%	4.1%
OTHER	6	6	\$0*	0.1%	0.0%
Total	4,416	11,630	\$6,609,685,038	100.0%	100.0%

Grant and action counts are based on the organization that administers the grant. Dollars are based on the organization providing funding, regardless of which organization administers the grant. *These actions were of an administrative nature and non-monetary.

CDC FY 2016 Percentage of Grants Awarded by Grantee Type



CDC FY 2016 Percentage of Grants Awarded by the Type of Government Recipient


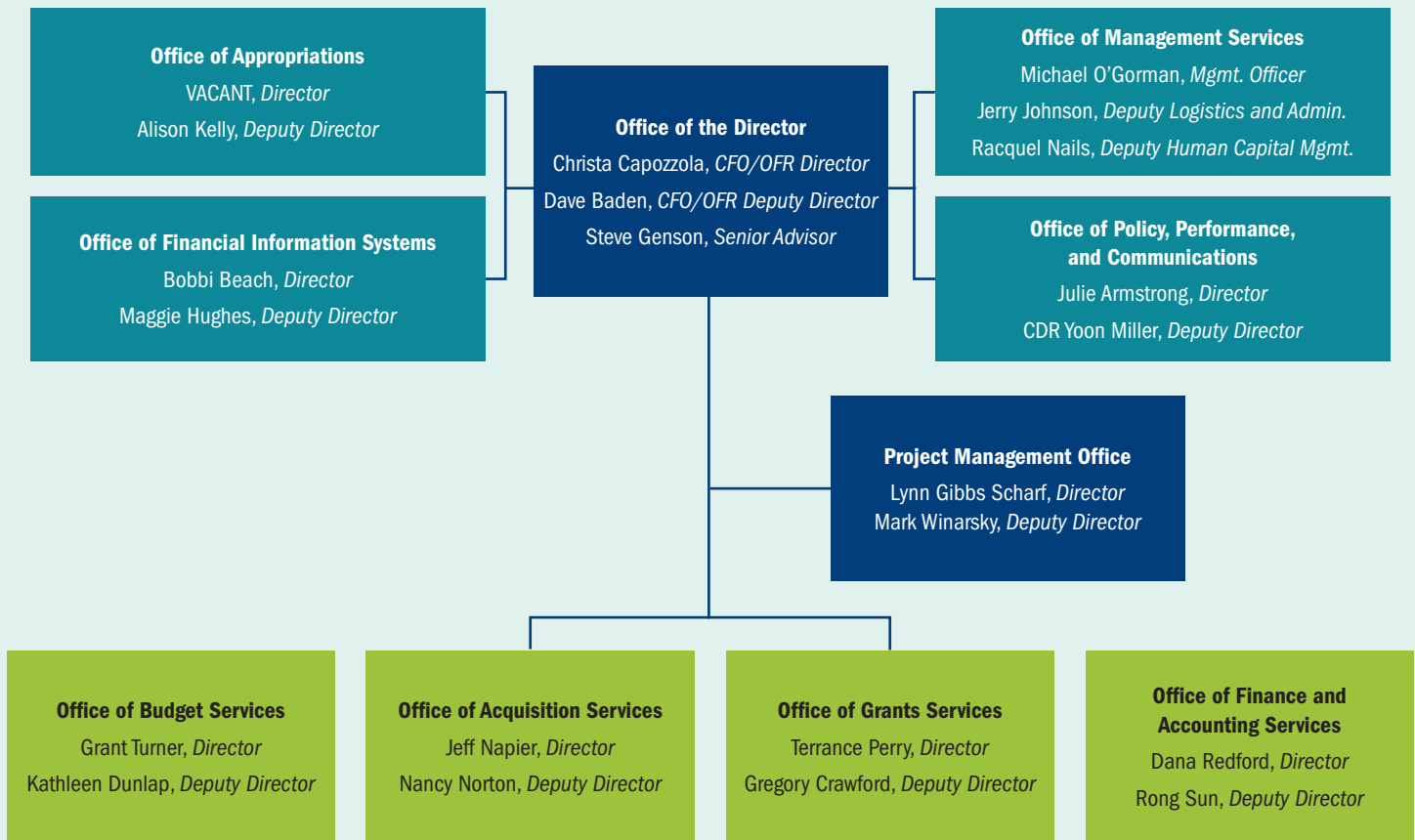


Data for these charts are from <http://tags.hhs.gov>. These data are inclusive of obligated and de-obligated information as well as administrative and closeout actions. Thus, when reviewing funding totals in the aggregate, it does not match FY 2016 amount in other charts on this page.



Centers for Disease Control and Prevention
Office of the Chief Operating Officer

Office of Financial Resources Organization Chart



OFR's Vision and Mission

VISION

Excellence and innovation in the investment and management of public funds for public health through the proud contributions of a talented and diverse workforce.

MISSION

The Office of Financial Resources contributes to the achievement of positive public health outcomes at CDC by providing exemplary customer-focused leadership and fiscal stewardship in appropriations, acquisitions, assistance, and financial management with accountability and sound business practices.