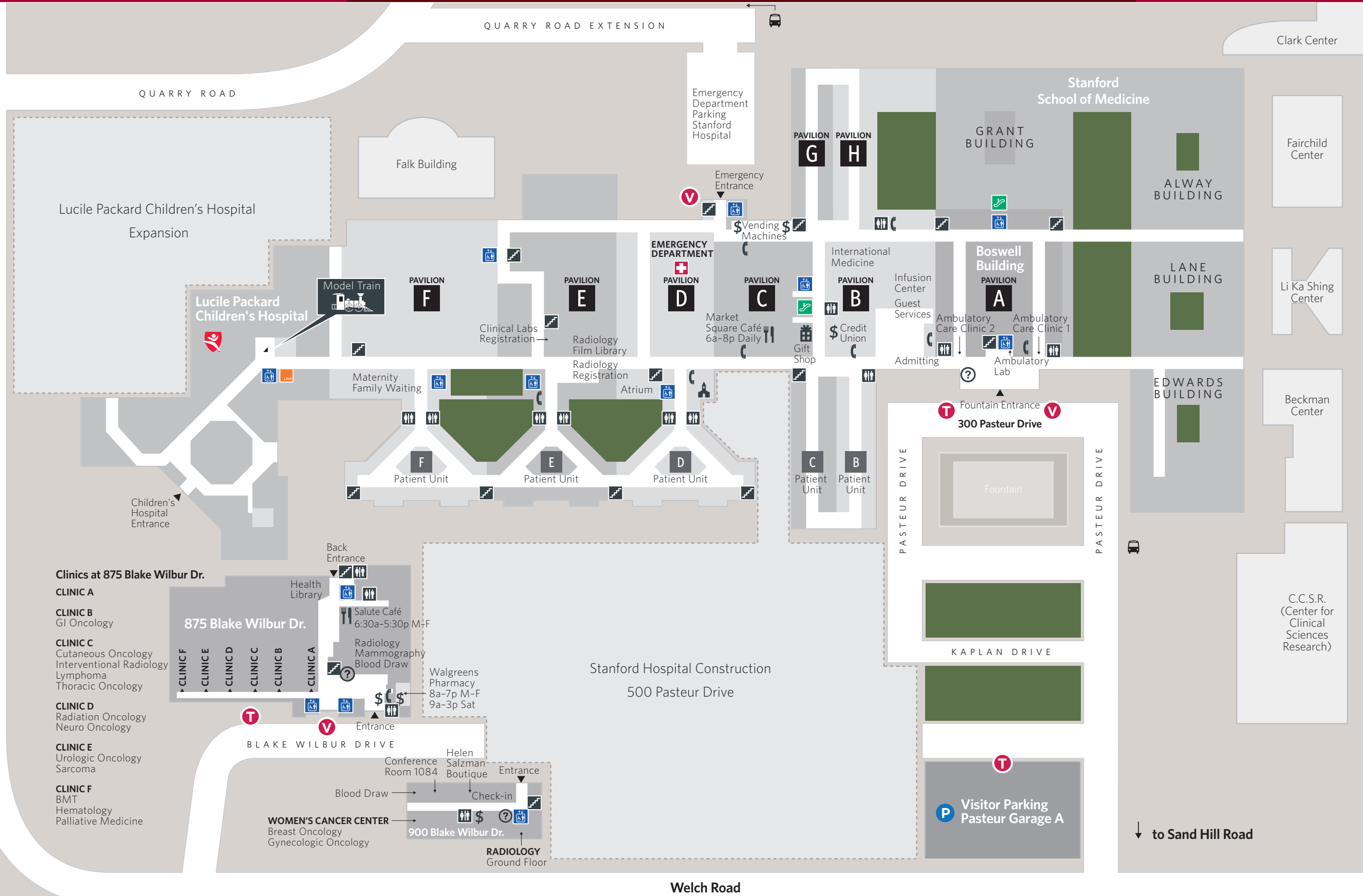


# STANFORD MEDICAL CENTER

- |                |                   |             |               |                                      |
|----------------|-------------------|-------------|---------------|--------------------------------------|
| Emergency Dept | Building Entrance | Chapel      | Bus Stop      | Under Construction                   |
| Elevator       | Restrooms         | ATM         | Tram Stop     | Gardens & Lawns                      |
| Escalator      | Cafeteria         | Phone       | Valet Parking | Link to 875 & 900 Blake Wilbur Drive |
| Stairs         | Gift Shop         | Information | Parking Lot   |                                      |

Stanford Hospital  
 Lucile Packard Children's Hospital Stanford  
 875 & 900 Blake Wilbur Drive  
 Stanford School of Medicine



**Clinics at 875 Blake Wilbur Dr.**

- CLINIC A**
- CLINIC B**  
GI Oncology
- CLINIC C**  
Cutaneous Oncology  
Interventional Radiology  
Lymphoma  
Thoracic Oncology
- CLINIC D**  
Radiation Oncology  
Neuro Oncology
- CLINIC E**  
Urologic Oncology  
Sarcoma
- CLINIC F**  
BMT  
Hematology  
Palliative Medicine

**875 Blake Wilbur Dr.**

- CLINIC F
- CLINIC E
- CLINIC D
- CLINIC C
- CLINIC B
- CLINIC A

**WOMEN'S CANCER CENTER**

- Breast Oncology
- Gynecologic Oncology

**RADIOLOGY Ground Floor**

- Conference Room 1084
- Helen Salzman Boutique
- Check-in
- Blood Draw
- Salute Café 6:30a-5:30p M-F
- Radiology Mammography
- Blood Draw
- Walgreens Pharmacy 8a-7p M-F 9a-3p Sat

# STANFORD HOSPITAL 300 PASTEUR DRIVE

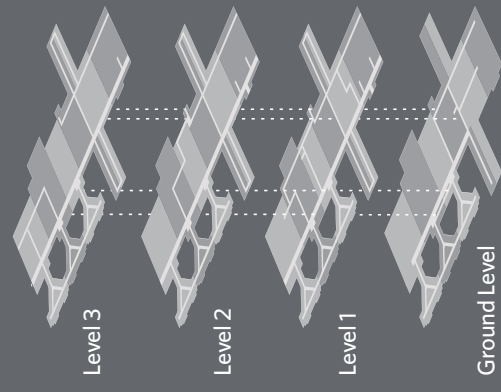
## LEGEND



Location Number

- Emergency Department
- Elevator
- Escalator
- Stairs
- Building Entrance
- Restrooms
- Cafeteria
- Gift Shop
- Chapel
- ATM
- Phone
- Information
- Link to 875 & 900 Blake Wilbur Drive

## BUILDING LEVELS



## CAMPUS MAP



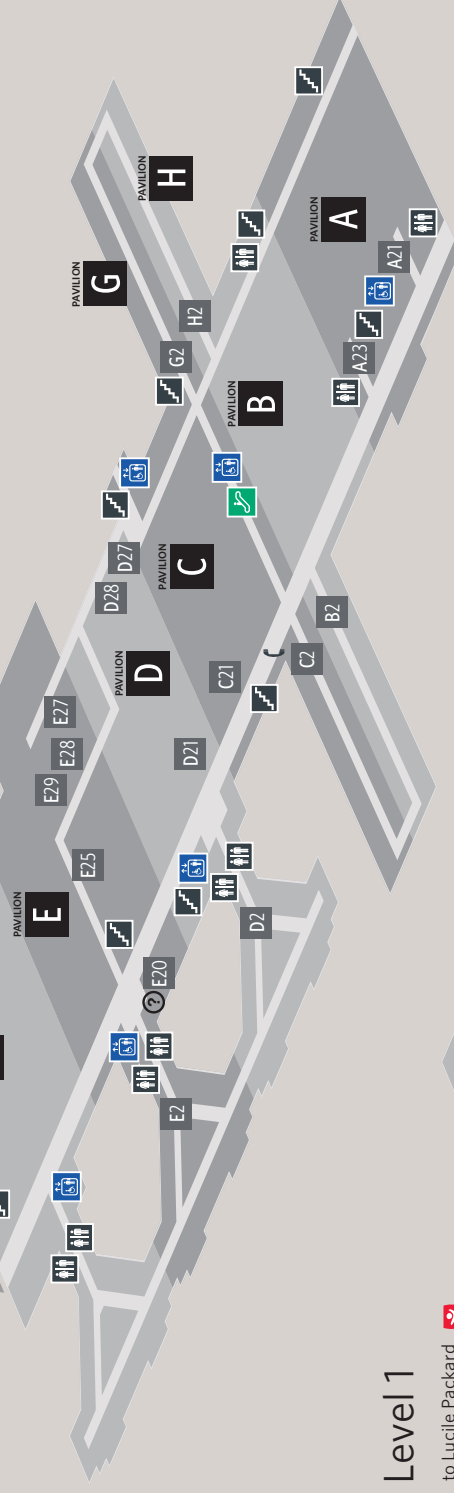
### Level 3

to Lucile Packard Children's



### Level 2

to Lucile Packard Children's



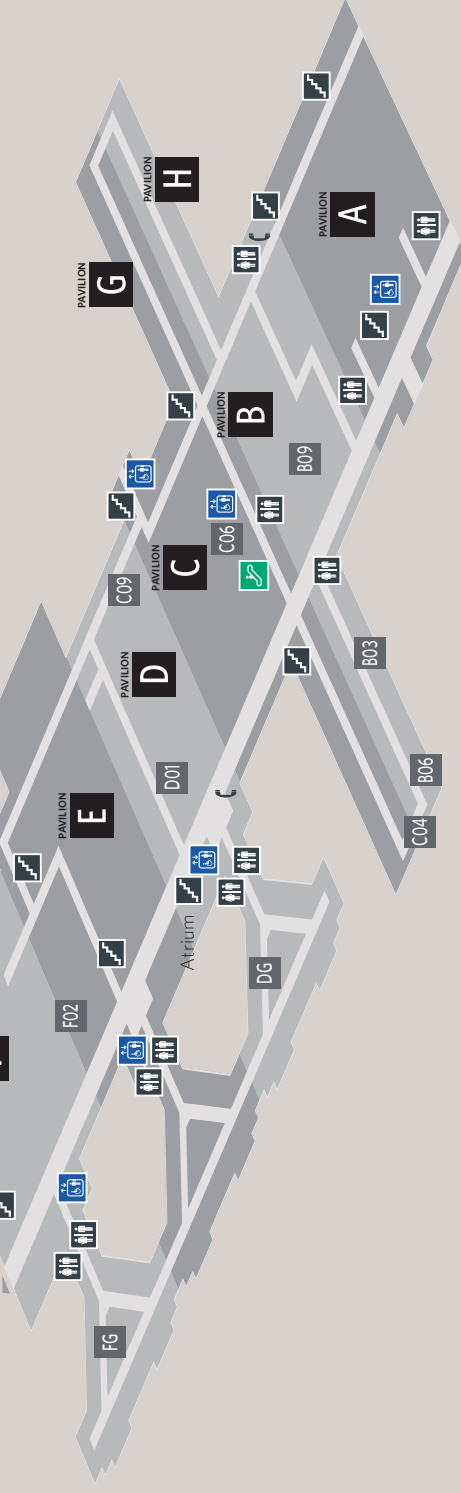
### Level 1

to Lucile Packard Children's  
to 875 & 900  
Blake Wilbur Drive



### Ground Level

to Lucile Packard Children's



DEPARTMENT	PAVILION	LVL	LOC
Administration	C	3	C32
Admitting	B	1	B13
Ambulatory Care Clinic 1	A	1	A11
Ambulatory Care Clinic 2	A	1	A13
Ambulatory Lab	A	1	A12
Anesthesia Preoperative Clinic	E	2	E25
Atrium	D	G	
Bing Dining Room	C	3	C34
Cath Lab Discharge Area	D	2	D21
Cath Lab Registration	D	2	D27
Cath Lab Waiting Area	D	2	D28
Chapel	D	1	D10
Clinical Lab Registration	E	1	E13
Credit Union	B	1	B14
E28 Patient Unit - ICU Waiting	E	2	E28

DEPARTMENT	PAVILION	LVL	LOC
Echo Lab	E	2	E27
Emergency Department	D	1	D18
Endoscopy	C	G	C06
Gift Shop	C	1	C11
Guest Services	B	1	B11
Heart Clinic 1	A	2	A21
Heart Clinic 2	A	2	A23
Heart Testing	A	2	A23
Hospitality Lounge	E	3	E32
Infusion Center	B	1	B12
International Medicine	B	1	B16
Lost and Found	C	G	C09
Market Square Café	C	1	C12
Materials Mgmt. Vendor Sign-In	F	G	F02
Maternity Family Waiting	F	1	F10

DEPARTMENT	PAVILION	LVL	LOC
Medical Records	B	G	B06
MRI Registration	D	G	D01
Nuclear Medicine Registration	C	2	C21
Occupational Health	B	G	B09
Pager Services	C	G	C04
Photo ID	C	G	C09
Radiology Film Library	E	1	E11
Radiology Registration	E	1	E12
Rehabilitation Services	B	3	B33
Security	C	G	C09
Social Work / Case Management	B	G	B03
Surgery Registration	E	2	E25
Surgery Waiting	E	2	E20
Vascular Center	F	3	F33

PATIENT UNIT	PAVILION	LOC
B1 Patient Unit	B	1
B2 Patient Unit	B	2
B3 Patient Unit	B	3
C1 Patient Unit	C	1
C2 Patient Unit	C	2
C3 Patient Unit	C	3
DG Patient Unit	D	G
D1 Patient Unit	D	1
D2 Patient Unit	D	2
D3 Patient Unit	D	3
E1 Patient Unit	E	1
E2 Patient Unit - ICU	E	2
E29 Patient Unit - ICU	E	29

PATIENT UNIT PAVILION LOC

PATIENT UNIT PAVILION LOC

DEPT PAVILION LVL LOC

DEPT PAVILION LVL LOC

DEPT PAVILION LVL LOC