



1540 Eisenhower Place
Ann Arbor, MI 48108

734.971.7080 PHONE
734.971.9022 FAX

www.TRCSolutions.com

April 13, 2012

Ms. Michelle Mullin
Project Manager
USEPA, Region 5
77 West Jackson Boulevard
LU-95
Chicago, IL 60604-3590

Subject: **RCRA 3008(h) Administrative Order on Consent (RCRA-05-2010-0012) –
Tecumseh Products Company
First Quarter 2012 Progress Report – MID 005-049-440**

Dear Ms. Mullin:

Pursuant to Section VI of the above referenced Administrative Order on Consent (Consent Order) effective March 29, 2010, TRC Environmental Corporation (TRC), on behalf of the Respondent, Tecumseh Products Company (TPC) submits this First Quarter 2012 Progress Report. This report covers activities related to the Consent Order completed by TPC during the First Quarter 2012 and planned for completion in the near future. The organization of this document includes, as major headings, the items required under Sections V through VIII of the Consent Order.

V. Project Manager

- n The TPC Project Manager is Graham Crockford of TRC.
- n The USEPA Project Manager is Michelle Mullin.

VI. Work to be Performed – Remedial Investigation Report and Environmental Indicators Reports

1. A Description of activities related to the completion of the Remedial Investigation (RI) Report and the Environmental Indicator (EI) Reports:
 - n **Investigation Activities**
 - **Characterize Releases at or from the Facility** – Results of the on-site investigations are presented in the following documents: Environmental Site Assessment for Tecumseh Products Company, Tecumseh, Michigan (ENVIRON, October 2007), Phase I

Environmental Site Assessment for the Tecumseh Products (Atwell-Hicks, October 2008), Phase II Environmental Site Assessment, Tecumseh Products Company (ATC, September 2009), the Current Conditions Report (RMT, September 2009), and the January 10, 2011 Technical Memorandum titled, "Summary of 2010 Soil and Groundwater Source Area Investigation Activities," which was submitted with the Fourth Quarter 2010 Quarterly Progress Report.

- **Define Appropriate Screening Criteria** – As described in the September 2009 Current Conditions Report (CCR) and the September 2011 Current Human Exposures Under Control Environmental Indicator Report (EI Report), the Michigan Department of Environmental Quality (MDEQ) Part 201 Criteria will typically be used to assess risk related to the ingestion of, or direct contact with, affected media. Currently, groundwater data indicate that groundwater in a well upgradient of the River Raisin (MW-31) has concentrations above generic Part 201 groundwater/surface water interface (GSI) criteria. Preparation of a mixing zone determination application for site specific GSI criteria is underway. This mixing zone determination application and report will be submitted to MDEQ for review and determination. Screening levels for the volatilization to indoor air migration pathway were developed in accordance with both current regulation and state and federal guidance. These screening levels were updated in February 2012 to reflect recent changes in toxicity values. Revised calculation sheets are included in Attachment 1 of Appendix A.
- **Define Any Unacceptable Risks to Human Health** – Current human exposure to affected media is described in the September 2011 EI Report.
 - § **Groundwater** – As of November 2011, all properties within the area of affected groundwater were connected to the municipal water supply system. No private wells within this area are in use. A Groundwater Use Ordinance was passed in June 2011. This ordinance prohibits new private water wells within the area of affected groundwater and vicinity.
 - § **Surface Water** – In March 2011, USEPA notified TPC that a "spring or artesian well that residents commonly drink from is located on the west bank of the River Raisin, on the north side of the old Blood Road Bridge." In December 2011, USEPA reiterated concerns regarding human exposures to affected surface water in a comment letter regarding the September 2011 EI Report. Investigation activities to address USEPA concerns were originally documented in the Second Quarter 2011 Progress Report, and were reiterated in the December 19, 2011 response to USEPA comments. In April 2011, TRC communicated with a local resident for help locating the spring and conducted site reconnaissance to locate and identify the alleged spring. The resident stated that persons may have drunk from the spring years ago,



when he was a child, but that he was unaware of continued use. During site reconnaissance near the old Blood Road Bridge, no well, fountain, or other device to facilitate collection of seeping groundwater was identified, and the groundwater seep was of insufficient volume to reasonably fill a water bottle or cupped hands. As documented to in the September 2011 EI Report, current human exposure to affected surface water is under control; however to facilitate a favorable environmental indicators-groundwater stabilized determination in September 2012, TPC did agree, during the March 2012 project meeting with USEPA, to collect a sample for analysis of volatile organic compounds (VOCs) at this groundwater seep. This sample will be collected in conjunction with the regular second quarter 2012 groundwater sample event.

- § **Volatilization to Indoor Air** – An evaluation of the potential for off-site vapor intrusion at the site was provided in the September 2011 EI Report. This evaluation was supplemented with crawlspace and indoor air sample data collected in October and November 2011. These data were documented in the December 19, 2011 response to USEPA comments on the September 2011 EI Report. Recent changes in the trichloroethene (TCE) toxicity data have resulted in a reduction in TCE soil gas screening levels. With these reductions, several locations north of the site have exceeded the most-conservative residential SGSL for TCE during one or more sample event. During the March 2012 project meeting, TPC and USEPA agreed to an investigation/mitigation strategy to address these exceedences in 2012. Off-site soil gas data from the sample event conducted in January 2012 are reported in the April 6, 2012 Technical Memorandum titled, “Summary of First Quarter 2012 Soil Gas Investigation Activities,” which is included as Appendix A.
- **Define Any Unacceptable Risks to the Environment** – The potential for unacceptable risk to the environment related to the discharge of affected groundwater to nearby surface water and wetlands was partially defined in the September 2009 CCR and the February 2010 Technical Memorandum titled “Status Update – Characterization of Volatile Organic Compounds in Groundwater.” Further investigation was conducted between March 2010 and June 2010 to define the maximum extent of affected groundwater. The results of this investigation were included in a Technical Memorandum titled “Summary of Groundwater Investigation Activities – March 2010 through June 2010, Former Tecumseh Products Company Site, Tecumseh, Michigan,” which was submitted with the Second Quarter 2010 Progress Report. Currently, groundwater data indicate that groundwater in a well upgradient of the River Raisin (MW-31) has concentrations of TCE above generic Part 201 GSI criteria. Preparation of a mixing zone determination application for site specific GSI criteria is underway. This

mixing zone determination application and report will be submitted to MDEQ for review and determination. Mixing zone based GSI criteria typically range between ten times the generic GSI criterion (2,000 ug/L for TCE) and the MDEQ final acute value (3,500 ug/L for TCE). Therefore, the site-specific mixing zone based GSI criterion for TCE at the former TPC site is expected to be well above groundwater concentrations near the River Raisin (up to 340 ug/L at MW-31).

- **Determine the Stability of Contaminated Groundwater** – A quarterly groundwater monitoring program is underway to assess the stability of contaminated groundwater. Concentrations of chlorinated volatile organic compounds (CVOCs) at previously sampled locations are generally consistent with historic data. (See Appendix B for a copy of the April 4, 2012 Technical Memorandum titled, “First Quarter 2012 Groundwater Monitoring Event.”) Once a sufficient quantity of data (typically eight sample events at each location) have been collected, TRC will statistically assess the stability of the CVOCs in groundwater to determine the stability of contaminated groundwater.

n **Response and Mitigation Measures**

- **Decommission Affected Private Wells** – Two off-site private wells with affected water were identified. The first was decommissioned in 2009 (parcel number 323-0330-00) and the second was decommissioned in November 2010 (parcel number 325-0322-00). Three other private wells that were used as a primary water source within the area of potentially affected groundwater were monitored in 2009 and 2010 to confirm that VOCs were not detected at those wells. In December 2011, following the passage of the Local Groundwater Use Ordinance described below, the remaining three private supply wells which were used as a primary water source within the area of affected groundwater were also decommissioned.
- **Declaration of Restrictive Covenant** – As part of the Purchase Agreement between TPC and Tecumseh Bakery, LLC, a Declaration of Restrictive Covenant for the facility was recorded with the Lenawee County Resister of Deeds. This Restrictive Covenant restricts the installation and use of on-site wells (excluding monitoring wells or other wells installed as part of the environmental work) and restricts Residential and Commercial I land use as defined by the MDEQ at the facility. The License Agreement Regarding Environmental Work provides provisions for additional restrictions to be placed on the property as needed.
- **Local Groundwater Use Ordinance** – The City of Tecumseh and TPC worked with the MDEQ to develop a Groundwater Use Ordinance, which the City of Tecumseh passed on June 6, 2011. This ordinance restricts groundwater use within a restricted area, which



includes the area of affected groundwater, as well as an approximately one block buffer zone around the area of affected groundwater. Groundwater use is restricted as follows:

- § The installation, development, maintenance, and use of private water wells is prohibited;
- § Connection to the municipal water supply is required; and
- § Existing private water wells must be abandoned.

- **Decommission Private Wells in the Vicinity of Affected Groundwater** – In conjunction with the preparation of the Groundwater Use Ordinance, TPC agreed to identify and abandon, with owner consent, private wells within the restricted zone. On March 25, 2011, RMT, on behalf of TPC, mailed a letter to each of the property owners affected by the proposed ordinance. The letters included a well survey card. On May 12, 2011, June 30, 2011, and again on August 8, 2011, follow-up letters with additional copies of the well survey cards were sent to property owners that had not yet responded. A phone survey and/or a door-to-door survey were conducted by TPC at properties which did not return the well survey card. The well survey did not identify any additional wells that are used as a primary water source. At the three properties within the area of affected groundwater where private wells were used as the primary water source, TPC arranged for connection to the municipal water supply (November 2011) and decommissioned those wells (December 2011). In January 2012, the remaining property with a well that is in use as a primary water supply was connected to the municipal water supply; this well is within the restricted area, but outside the area of affected groundwater. In December 2011, TPC initiated communication with the remaining private well owners regarding well abandonment at their properties.
- **Mitigation of Indoor Air (On-Site)** – In February 2012, the site was purchased by Tecumseh Food Machinery & Engineering, LLC (TFME). TFME has dismissed on-site security. Currently the site is occupied by the new TFME site manager who works out of an office located in the old security area (S-Building), and two temporary TFME employees who are in the process of scrapping the equipment TFME has stored on site. A sub-slab depressurization/ventilation (SSDV) system was installed in S-Building in October 2011. TPC employees, who occupied the engineering area (Area H and Area J) under a lease with the new owners since December 2009, are in the process of completing their relocation to the new TPC facility. Only three TPC employees still occupy the site on a daily basis.

Currently TFME plans to separate P-Building and S-Building from the remainder of the plant, so that, that portion of the facility can be leased or sold as a separate parcel, and to demolish the remainder of the facility. Plans for the installation of a soil vapor extraction



system to mitigate the volatilization to indoor air migration pathway in P-Building are underway.

- **Mitigation of Indoor Air (Off-Site)** – SSDV system installation and/or crawlspace sampling activities were conducted in October 2011 at the five residential properties east of the site. In addition, a permeable reactive barrier (PRB) was installed downgradient of the southern source area, along the former TPC site property line in May 2011. This PRB is an interim, proactive, corrective measure designed to address the potential off-site vapor intrusion pathway, by treating shallow CVOC-affected groundwater before the groundwater migrates off-site.
- **Control Unacceptable Risks to the Environment** – At present no unacceptable risks to the environment have been identified.
- **Stabilize Migration of Contaminated Groundwater** – The determination of stability of the affected groundwater is ongoing. A monitoring well network has been installed, and quarterly monitoring is underway to determine stability.

n **Reporting**

- **Environmental Indicators Report: Current Human Exposures under Control** – TRC submitted the Current Human Exposures Under Control Environmental Indicators Report (September 2011 EI Report) to USEPA for review on September 29, 2011. USEPA provided TPC with comments regarding the EI Report on December 5, 2011. TPC responded to the USEPA comments on December 19, 2011. On December 28, 2011, USEPA proposed an extension for USEPA to complete the CA-725 Form until December 12, 2012, so that confirmation indoor air/crawlspace sampling data from the residential properties east of the site (610 Mohawk, 704 Mohawk, 502 Mohawk, 505 South Maumee Street and 507 South Maumee Street) can be evaluated by USEPA. TPC will provide supplemental information as it becomes available in 2012 to support USEPA completion of the CA-725 Form.
- **Environmental Indicators Report: Groundwater Stabilized** – TRC will prepare the Groundwater Stabilized Environmental Indicators Report following completion of the tasks listed above which relate to the stabilization of groundwater contamination. This Groundwater Stabilized Environmental Indicators Report will be submitted to the USEPA no later than September 29, 2012.
- **Remedial Investigation Report** – TRC will prepare the Remedial Investigation Report following completion of remedial investigation activities which determine the nature and extent of any releases of hazardous waste and hazardous constituents at or from the

facility. This Remedial Investigation Report will be submitted to the USEPA no later than September 29, 2012.

2. Estimate of Percentage of Work Completed

- n Work related to Remedial Investigation Report: 80% complete
- n Work related to the Environmental Indicators Report – Current Human Exposures Under Control: 100% complete. TPC is performing confirmation sampling in 2012. USEPA has elected to review confirmation sampling prior to completing the CA-725 Form.
- n Work related to the Environmental Indicators Report – Groundwater Stabilized: 80% complete

3. A Summary of Activities during the Reporting Period

- n January 2012 – The first quarter groundwater sample event was conducted.
- n January 2012 – Groundwater samples were collected at PRB monitoring locations.
- n January 2012 – The remaining property in the vicinity of affected groundwater with private well use as a primary water supply was connected to the municipal water supply.
- n January 2012 – A round of off-site soil gas samples was collected.
- n January 2012 – A round of methane readings was collected at passive vents installed along the length of the PRB.
- n January-February 2012 – An active ventilation system along the northernmost portion of the PRB Section 1 was installed to control methane.
- n January-February 2012 – TPC and TRC responded to property owner questions regarding the active ventilation system and the Fourth Quarter 2012 Progress Report.
- n January-March 2012 – TPC employees, who occupied the engineering area (Area H and Area J) under a lease with the new owners since December 2009, completed the final experiments conducted at the former TPC site. Only three TPC employees still occupy the site on a daily basis.
- n January-March 2012 – TRC began an evaluation of groundwater stability.
- n February 2012 – TRC provided USEPA and the current site owner with a construction documentation report for the SSDV system installed in S-Building which included results of the initial system performance evaluation and indoor air results from the sample collected in November 2011.

- n February 2012 – An indoor air sample was collected from S-Building to evaluate the performance of the SSDV system.
- n February 2012 – A construction documentation report for the PRB was submitted to USEPA.
- n February 2012 – TRC conducted a SSDV system performance evaluation at 704 Mohawk.
- n February 2012 – A round of methane readings was collected at passive vents installed along the length of the PRB.
- n February 2012 – TRC calculated site specific groundwater contact criteria for TCE using new toxicity values.
- n February-March 2012 – Performance of the active ventilation system along the northernmost portion of the PRB Section 1 was evaluated on a bi-weekly basis.
- n March 2012 – Indoor air criteria, soil gas screening levels, and groundwater screening levels for vapor intrusion were recalculated to reflect current toxicity data.
- n March 2012 – TPC provided the new property owner with a copy of the lead and asbestos report prepared by Consolidated Biscuit in 2009.
- n March 2012 – TRC prepared and submitted a letter to the City of Tecumseh documenting the results of the door-to-door evaluation of private wells conducted in December 2011.
- n March 2012 – TPC and TRC met with USEPA in order to discuss current human exposure conditions, the USEPA completion and filing of the CA-725 Form, and upcoming activities including completion of the Environmental Indicators – Groundwater Stabilized determination and the preparation of the Remedial Investigation Report.
- n March 2012 – A pilot soil vapor extraction system was designed for P-Building.
- n March 2012 – A round of methane readings was collected at passive vents installed along the length of the PRB.
- n March 2012 – At USEPA’s request TRC reviewed the locations of licensed child care providers in the City of Tecumseh. The child care provider located nearest to the former TPC site is an in-home provider with a capacity of up to 6 children. This provider is located approximately 650 feet northwest of the former TPC site. No other childcare providers are located within 2,000 feet of the former TPC site.
- n March 2012 – TRC began preparation of groundwater isoconcentration maps.

4. A Summary of Contacts with Representatives of Local Community, Public Interest Groups, or State Government during the Reporting Period

- n At the request of one property owner, TPC provided that owner with a copy of the Fourth Quarter 2011 Progress Report.
- n In January 2012, TPC communicated with property owners of two properties to facilitate their connection to the municipal water supply.
- n In February 2012, TRC communicated with the owner of a residential property east of the site regarding the regular quarterly SSDV system inspection.
- n TRC communicated with the Tecumseh District Library personnel in order to update the public repository at the Tecumseh District Library in January 2012, and again in February 2012.
- n TRC addressed property owner questions regarding the active ventilation system and the quarterly progress report in January and February 2012.
- n In March 2012, TPC submitted a letter report to the City of Tecumseh regarding updated results of the 2011 private well survey.
- n In March 2012, TRC communicated with the City of Tecumseh to obtain a right-of-way permit for the installation of multi-level vacuum monitoring points along Patterson Street.

5. A Summary of Problems and Potential Problems Encountered During the Reporting Period

- n See the Data Quality Assurance sections in the attached technical memoranda (Appendices A and B).

6. Action Taken to Rectify Problems Identified Above

- n See the Data Quality Assurance sections in the attached technical memoranda (Appendices A and B).

7. Changes in Personnel during Reporting Period

- n No project personnel have changed.

8. Projected Work for the Next Reporting Period

- n Submit to USEPA and implement the “Workplan to Conduct a Pilot Study to Facilitate the Design and Installation of a Full-Scale Soil Vapor Extraction System: P-Building at 100 East Patterson Street”;
- n Design and install a full-scale soil vapor extraction system in P-Building;



- n Complete relocation of TPC equipment and the remaining three employees to new their new facility;
- n Conduct a quarterly SSDV system performance evaluation at S-Building;
- n Continue the evaluation of potential source area investigation and control measures;
- n Collect the second quarter PRB groundwater samples;
- n Evaluate and document the results of PRB groundwater data;
- n Conduct a quarterly SSDV system performance evaluation at the residential property located at 704 Mohawk, including collection of a sub-slab sample and an indoor air sample;
- n Collect confirmation crawlspace air samples at four residential properties east of the site;
- n Facilitate private well abandonment within the area restricted by the City of Tecumseh's Groundwater Use Ordinance;
- n Collect and analyze another round of off-site soil gas samples;
- n Install additional soil gas sample points north and west of the site;
- n Prepare and submit a figure illustrating the locations of major utilities around the site;
- n Prepare an evaluation of the northeast clay layer's protectiveness with regards to the potential for vapor intrusion;
- n Prepare and submit a summary of site specific groundwater contact criteria calculations for TCE;
- n Conduct and evaluate the second quarter groundwater sampling event;
- n Collect a sample from the groundwater seep located near the former Blood Road Bridge;
- n Prepare a statistical evaluation of groundwater stability for USEPA review;
- n Prepare groundwater isoconcentration maps for USEPA review;
- n Prepare tables which compare the ATC Phase II investigation results to Part 201 criteria and Rule 57 water quality values; and
- n Following receipt of USEPA comments, finalize the Quality Assurance Project Plan (QAPP).

VI. Work to be Performed – Final Corrective Measures Proposal

Preparation of the Final Corrective Measures Proposal will be initiated following completion of the Remedial Investigation Report and the Environmental Indicators Reports.



VI. Work to be Performed – Final Corrective Measures Implementation

Work related to the Final Corrective Measures Implementation will be initiated following USEPA's Final Decision.

VI. Work to be Performed – Establish Public Repository of Information

TPC established a public repository in the City Clerk's office at City Hall in August 2010. To address USEPA comments, the public repository was relocated to the Tecumseh District Library in November 2011. A notice sheet has been posted on the bulletin board at the Tecumseh District Library which lists and briefly describes the documents included in the public repository. TPC updates the public repository as appropriate.

VII. Access

Prior to the installation of four monitoring wells (MW-16s, MW-17s, MW-22, and MW-31), TPC obtained an access agreement with an off-site property owner so that RMT, now TRC, could access these wells for routine groundwater sampling. TPC obtained a revised access agreement which also provides access for USEPA and its representatives on May 11, 2010. On March 25, 2011, TPC obtained access agreements to install SSDV systems at the residences located at 610 Mohawk Street and 704 Mohawk Street. On September 23, 2011, TPC obtained an access agreement to conduct crawlspace sampling at three additional residential properties located east of the site. In 2011 TPC obtained four access agreements to decommission the existing private wells used as a primary water supply and to connect those properties to the municipal water supply. On December 15, 2011, TPC obtained an access agreement to decommission the existing well (secondary use) at 701 Mill Highway.

VIII. Cost Estimates and Assurances of Financial Responsibility

The Initial Cost Estimate was submitted to the USEPA on April 28, 2010. USEPA approved the Cost Estimate in a letter dated June 22, 2010. TPC submitted a draft Financial Assurance documents to the USEPA for review on June 23, 2010. USEPA provided comments to the draft Financial Assurance document on June 25, 2010. The Financial Assurance documents were finalized on August 20, 2010. In accordance with the Consent Order, TPC submitted an annually updated cost estimate on January 30, 2012 and updated Financial Assurance documents on March 20, 2012.



Ms. Michelle Mullin
USEPA, Region 5
April 13, 2012
Page 12

If you have any questions regarding this progress report, or the attachments, please contact me at (734) 585-7813, or gcrockford@trcsolutions.com.

Sincerely,

TRC Environmental Corporation



Graham Crockford, C.P.G.
Project Manager

Attachments:

Appendix A – April 6, 2012 Technical Memorandum titled, “Summary of First Quarter 2012 Soil Gas Sample Event”

Appendix B – April 4, 2012 Technical Memorandum, titled “Summary of First Quarter 2012 Groundwater Monitoring Event”

cc: Roger Jackson, Tecumseh Products Company
Jason Smith, Tecumseh Products Company
Douglas McClure, Conlin, McKenney & Philbrick, PC
Stacy Metz, TRC Environmental
Tecumseh District Library– Public Repository
Mary Speer, Resident
Central Files



Appendix A
Summary of First Quarter 2012
Soil Gas Sample Event

Technical Memorandum

To: Jason Smith, Tecumseh Products Company

From: Stacy Metz and Graham Crockford, TRC

Subject: Summary of First Quarter 2012 Soil Gas Sample Event
RCRA 3008(h) Consent Order (RCRA-05-2010-0012) – Tecumseh Products Company

Date: April 6, 2012

cc: Roger Jackson, Tecumseh Products Company
Douglas McClure, Conlin, McKenney and Philbrick, PC

Project No.: 004308.0001

Tecumseh Products Company (TPC) retained TRC Environmental Corporation (TRC),¹ to investigate the potential for off-site vapor intrusion near the former TPC site located in Tecumseh, Michigan. TRC has been assisting TPC with investigative activities in accordance with the RCRA Administrative Order on Consent (RCRA 05-2010-0012) for the site.

These investigation activities included the installation of 16 soil gas monitoring points in 2010. Quarterly soil gas monitoring was initiated in April 2010. Quarterly sampling activities are conducted in accordance with the Quality Assurance Project Plan (QAPP) which was submitted to the United States Environmental Protection Agency (USEPA) for review in August 2010 and the Quarterly Sampling Plan described below.

Summary of the Quarterly Sampling Plan

Active soil gas samples are collected quarterly at each of the soil gas sample points as described below:

- n Sample Apparatus – Each sample apparatus consists of a laboratory supplied certified clean 1-liter SUMMA^o canister and a dedicated flow controller or critical orifice. The laboratory sets each flow controller to maintain a sampling rate of approximately 100 mL per minute. Each canister is evacuated to a nominal 26 to 30 inches of mercury (in. Hg), sealed, and shipped to the field under Chain-of-Custody documentation.

¹ On June 6, 2011 TRC acquired the Environmental Business Unit of RMT; for purposes of this memo, references to TRC are inclusive of RMT prior to its acquisition by TRC.

Technical Memorandum

- n Shut-In Leak Test – Each sampling apparatus is assembled according to the instructions provided by the analytical laboratory. The SUMMA® canister is connected to a dedicated flow controller with a Swagelock® connection. An approximately 6-inch section of tubing is then connected to the flow controller. The tubing is fitted with a moisture filter (female luer lock fitting). An approximately 3-inch section of Masterflex tubing, having an inner diameter of ¼ inch, is then connected to the moisture filter (male slip luer fitting). Prior to sample collection, a vacuum is applied to the sample apparatus, and pressure is monitored for at least one minute to ensure that all connections are able to maintain the applied vacuum during that time. If the vacuum is not maintained, connections are checked and tightened as appropriate, and the shut-in leak test is repeated until the vacuum is maintained.
- n Purge Sample Port – Prior to sample collection, the soil gas sample port is connected to a peristaltic pump using 0.25-inch I.D. Masterflex tubing and a Teflon tubing extension, if needed. The peristaltic pump is then used to purge the vapor probe for approximately 5 minutes, removing approximately 5 volumes (1 liter) of vapor to ensure that the sample will be representative of the soil gas and not the stagnant vapor in the sample point.
- n Sample Collection – Upon completion of sample port purging, the sample point tubing is connected to the sample apparatus. A clear garbage bag is placed over the sample apparatus and sample point, and the quantitative tracer (beginning during the fourth quarter of 2011) is applied. The flow valve on the sample canister is opened to begin sample collection. During sample collection, the vacuum gage is monitored for a rapid drop in canister pressure which could indicate a leak in the sample collection apparatus. Once the dedicated flow controller on the sample canister indicates that sample collection is complete (approximately 10 min), the flow valve is closed.
- n Sample Shipment – Once sample collection at all locations is complete, samples are shipped to the analytical laboratory under Chain-of-Custody documentation.
- n Sample Analysis – The analytical laboratory uses analytical method USEPA TO-15 to analyze the samples for the project specific constituents of concern (tetrachloroethene, trichloroethene, 1,1-dichloroethene, cis-1,2-dichloroethene, trans-1,2-dichloroethene, vinyl chloride, 1,1,1-trichloroethane, 1,1-dichloroethane and 1,2-dichloroethane) and the quantitative tracer.

This sampling plan was developed to evaluate the volatilization to indoor air migration pathway. As such, sampling data are validated using level 4 data quality objectives.

Screening Levels for the Volatilization to Indoor Air Migration Pathway

As described in the September 2011 EI Report, screening levels for the volatilization to indoor air migration pathway were developed in accordance with both current regulation and state and federal guidance. In January 2012, at the request of USEPA soil gas screening levels were re-calculated to reflect updated toxicity data. Revised soil gas screening level calculations, along with the associated revised indoor air criteria and groundwater screening level calculations were submitted to USEPA on February 1, 2012. A copy of those calculations sheets is included as Attachment 1.

Technical Memorandum

revised indoor air criteria and groundwater screening level calculations were submitted to USEPA on February 1, 2012. A copy of those calculations sheets is included as Attachment 1.

Summary of Field Activities

First quarter 2012 soil gas investigation activities are summarized below:

- n The first quarter 2012 soil gas sample event was conducted on January 30, 2012. Samples were collected at 11 of the 16 soil gas sample points (SG-01, SG-02, SG-04, SG-06, SG-07, SG-08, SG-09, SG-10, SG-11, SG-13 and SG-16). Water in the soil gas sample ports prevented sample collection at the remaining soil gas sample locations (SG-03, SG-05, SG-12, SG-14, and SG-15).
- n Samples were analyzed by H&P Mobile Geochemistry located in Carlsbad, California.

Summary of Soil Gas Data

Soil gas data are summarized in Table 1, and soil gas sample locations are shown on Figure 1. Laboratory analytical reports are provided in Attachment 2. Soil gas data were compared to soil gas screening levels. No constituents of concern were detected at soil gas sample points SG-04, SG-08, SG-10, SG-11, SG-13, or SG-16. 1,1-Dichloroethane (SG-01 and SG-06), 1,1-dichloroethene (SG-01 and SG-02), cis-dichloroethene (SG-01 and SG-06), and 1,1,1-trichloroethane (SG-01 and SG-09) were detected at one or more sample locations but were NOT detected above any of the soil gas screening levels. Trichloroethene was detected at soil gas sample locations SG-01, SG-02, SG-06, SG-07 and SG-09. The trichloroethene concentration exceeded the most conservative residential soil gas screening at two sample locations SG-01 and SG-06. The trichloroethene concentration also exceeded the non-residential soil gas screening level at sample location SG-01.

Data Quality Assurance

TRC collected eleven soil gas samples, including one field duplicate on January 30, 2012. The samples were analyzed by H&P Mobile Geochemistry located in Carlsbad, California for VOCs by USEPA Method TO-15 following protocols specified in the Quality Assurance Project Plan (QAPP). TRC performed validation of the laboratory data. No problems with the data were identified. The data quality objectives and laboratory completeness goals for the project were met, and the all data are usable. The procedures specified in the methods were implemented, and the data package contained all of the deliverables necessary for validation of the analytical data. The data validation report is included in Attachment 3.

Technical Memorandum

Table

Table 1
Summary of Chlorinated Volatile Organic Compounds in Off-Site Soil Gas
Tecumseh Products Company
Tecumseh, Michigan

Analyte	1,1-Dichloroethane	1,2-Dichloroethane	1,1-Dichloroethene	cis-1,2-Dichloroethene	trans-1,2-Dichloroethene	Tetrachloroethene	1,1,1-Trichloroethane	Trichloroethene	Vinyl Chloride	
Residential SGSLS where $\alpha = 0.1$ ⁽¹⁾	38	2.4	520	93	160	6.2	9,400	4.0	11	
Residential SGSLS where $\alpha = 0.01$ ⁽²⁾	380	24	5,200	930	1,600	62	94,000	40	110	
Site Specific Residential SGSLS where $\alpha = 0.003$ ⁽³⁾	1,300	79	17,000	3,100	5,300	210	310,000	130	360	
Site Specific Non-Residential SGSLS where $\alpha = 0.003$ ⁽³⁾	6,400	400	72,000	13,000	22,000	1,000	1,300,000	560	3,600	
Units	ppbv	ppbv	ppbv	ppbv	ppbv	ppbv	ppbv	ppbv	ppbv	
SG-01 (8-8.5')	4/5/2010	5.7	<2.3	4.4	17.0	<4.4	<2.3	279	396	<2.3
	5/20/2010 ⁽⁴⁾	52.4	<4.4	21.6	184	<4.4	52.1	1,690	2,800	<4.4
	10/21/2010	74.7	<16.8	<16.8	272	25.8	222	8,300	32,100	<16.8
	12/9/2010	<709	<709	<709	<709	<709	<709	6,440	17,800	<709
	4/13/2011	32.8	166	21.0	110	7.79	84.6	2,630	10,500	<6.7
	6/27/2011	<180	<90	<180	<180	<180	98.0	1,420	7,340	<90
	9/28/2011	<100	<100	<100	220	<200	150	4,300	19,000	<100
	11/21/2011	<5.0	<5.0	7.4	39	<10	24	1,300	7,900	<5.0
1/30/2012	10	<4.0	6.2	17	<8.0	<4.0	610	700	<4.0	
SG-01 (DUP-01)	4/5/2010	<2.2	<2.2	<2.2	<2.2	<2.2	<2.2	<2.2	<2.2	<2.2
	5/20/2010 ⁽⁴⁾	63.2	<4.4	31.0	245	22.6	256	2,120	3,770	<4.4
	9/28/2011	<100	<100	<100	270	<200	200	5,800	28,000	<100
	11/21/2011	22 ⁽⁸⁾	<5.0	9.9	48	<10	25	1,700	8,500	<5.0
	1/30/2012	15	<4.0	9.3	26	<8.0	4.0	920	1,000	<4.0
SG-02 (5.5-6')	4/5/2010	<4.0	<4.0	<4.0	<4.0	<4.0	<4.0	19.6	<4.0	<4.0
	10/21/2010	<12.5	<12.5	<12.5	<12.5	<12.5	532	328	1,610	<12.5
	12/9/2010 ⁽⁵⁾	NS	NS	NS	NS	NS	NS	NS	NS	NS
	3/31/2011 ⁽⁵⁾	NS	NS	NS	NS	NS	NS	NS	NS	NS
	6/27/2011	8.5	<3.5	<7.0	28.0	8.6	1,240	943	3,970	<3.5
	9/28/2011	<5.0	<5.0	<5.0	6.1	<10	1,100	230	550	<5.0
	11/21/2011	2.3	<1.0	<1.0	2.6	2.5	400	120	310	1.1
	1/30/2012	<1.0	<1.0	2.1	<1.0	<2.0	<1.0	8.6	2.3	<1.0
SG-03 (5-5.5')	4/5/2010	<2.6	<2.6	<2.6	<2.6	<5.1	<2.6	<2.6	<2.6	<2.6
	10/21/2010	91.0	<15.7	<15.7	193	90.3	<15.7	<15.7	<15.7	<15.7
	12/9/2010	47.7	<11.9	<11.9	98.0	48.5	<11.9	<11.9	<11.9	<11.9
	3/31/2011	<0.56	<0.56	<0.57	<0.57	<0.57	<0.57	<0.56	<0.57	<0.58
	6/27/2011	<0.36	<0.18	<0.37	<0.37	<0.37	6.8	4.8	22.3	<0.18
	9/28/2011	3.0	<2.0	<2.0	<2.0	<4.0	<2.0	<2.0	<2.0	<2.0
	11/21/2011	3.5	<1.0	<1.0	<1.0	<2.0	<1.0	<1.0	<1.0	1.8
	1/30/2012 ⁽⁵⁾	NS	NS	NS	NS	NS	NS	NS	NS	NS

Notes:

- 1) Soil gas screening levels (SGSLs) calculated using an attenuation factor of 0.1 as specified in a comment letter from USEPA dated August 24, 2010.
- 2) SGSLS calculated using an attenuation factor of 0.01, as recommended in the Draft USEPA 2002 OSWER Vapor Intrusion Guidance.
- 3) Site Specific SGSLS calculated used an attenuation factor (0.003). This attenuation factor was determined using the USEPA Johnson and Ettinger Model calculation spreadsheet, Version 3.1. The site specific model used the spreadsheet default parameters conservatively assuming a sand substrate, a depth to foundation of 200 cm (basement), and a sample depth of 200 cm.
- 4) Elevated concentrations of 2-propanol (tracer) detected; DUP-01 results from 5/20/10 reflect true soil gas concentrations. Tracer concentration from SG-01 and analytical data from DUP-01 suggests that sample was diluted with approximately 30-percent ambient air.
- 5) Water in sample point prevented sample collection.
- 6) Analyte was evaluated for detection to the method detection limit.
- 7) Elevated concentrations of 2-propanol (tracer) detected. Analytical data for other analytes are presumed to be invalid (-).
- 8) Quality control results are outside the established control limits, the result is approximate.

Bold font denotes concentrations detected above laboratory reporting limits.

 Denotes concentrations above one or more soil gas screening level

ppbv - parts per billion by volume

NC - No Criteria

NS - No Sample

NA - Not Applicable

Table 1
 Summary of Chlorinated Volatile Organic Compounds in Off-Site Soil Gas
 Tecumseh Products Company
 Tecumseh, Michigan

Analyte	1,1-Dichloroethane	1,2-Dichloroethane	1,1-Dichloroethene	cis-1,2-Dichloroethene	trans-1,2-Dichloroethene	Tetrachloroethene	1,1,1-Trichloroethane	Trichloroethene	Vinyl Chloride
Residential SGSLS where $\alpha = 0.1$ ⁽¹⁾	38	2.4	520	93	160	6.2	9,400	4.0	11
Residential SGSLS where $\alpha = 0.01$ ⁽²⁾	380	24	5,200	930	1,600	62	94,000	40	110
Site Specific Residential SGSLS where $\alpha = 0.003$ ⁽³⁾	1,300	79	17,000	3,100	5,300	210	310,000	130	360
Site Specific Non-Residential SGSLS where $\alpha = 0.003$ ⁽³⁾	6,400	400	72,000	13,000	22,000	1,000	1,300,000	560	3,600
Units	ppbv	ppbv	ppbv	ppbv	ppbv	ppbv	ppbv	ppbv	ppbv
SG-04 (5-5.5')	4/5/2010	<2.6	<1.3 ⁽⁶⁾	<2.6	<2.6	<4.9	<2.6	<2.6	<2.6
	9/23/2010	<1.5	<1.5	<1.5	<1.5	<1.5	<1.5	<1.5	<1.5
	12/9/2010	<0.78	<0.78	<0.78	<0.78	<0.78	<0.78	<0.78	<0.78
	3/31/2011	<1.6	<1.6	<1.6	<1.6	<1.6	2.0	<1.6	<1.6
	6/7/2011	<1.0	<0.53	<1.1	<1.1	<1.1	<0.52	<1.0	<0.53
	9/28/2011	<1.0	<1.0	<1.0	<1.0	<2.0	1.7	<1.0	<1.0
	11/21/2011	<1.0	<1.0	<1.0	<1.0	<2.0	<1.0	<1.0	2.4
1/30/2012	<1.0	<1.0	<1.0	<1.0	<2.0	<1.0	<1.0	<1.0	
SG-05 (7.5-8')	4/5/2010	<2.6	<2.6	<2.6	<2.6	<4.9	<2.6	28.7	26.6
	10/21/2010	<16.8	<16.8	<16.8	<16.8	<16.8	<16.8	708	1,320
	12/9/2010	<15.7	<15.7	<15.7	<15.7	<15.7	<15.7	357	538
	3/31/2011 ⁽⁵⁾	NS	NS	NS	NS	NS	NS	NS	NS
	6/27/2011	<0.34	<0.17	<0.35	<0.35	<0.35	<0.17	2.2	0.20
	9/28/2011	<1.0	<1.0	<1.0	<1.0	<2.0	<1.0	2.1	1.1
	11/21/2011	<1.0	<1.0	<1.0	<1.0	<2.0	<1.0	<1.0	<1.0
1/30/2012 ⁽⁵⁾	NS	NS	NS	NS	NS	NS	NS	NS	
SG-05 (DUP-01)	10/21/2010	<16.8	<16.8	<16.8	<16.8	<16.8	<16.8	581	1,020
	12/9/2010	<211	<211	<211	<211	<211	<211	772	849
SG-06 (8-8.5')	4/5/2010	<2.6	<2.6	<2.6	<2.6	<4.9	<2.6	<2.6	7.2
	5/20/2010	<4.6	<4.6	<4.6	<4.6	<4.6	9.5	6.0	104
	9/21/2010	<29.2	<29.2	<29.2	<29.2	<29.2	62.2	<29.2	263
	12/9/2010	<3.9	<3.9	<3.9	6.1	<3.9	4.3	7.4	64.9
	3/31/2011	0.73	<0.17	<0.35	<0.35	1.3	<0.17	1.7	14.1
	6/7/2011	0.88	<0.18	<0.37	5.6	2.5	7.5	2.5	50.2
	9/28/2011	3.6	<2.0	<2.0	35	6.4	16	7.7	150
	11/21/2011	2.2	<1.0	<1.0	9.2	2.6	<1.0	5.1	29
1/30/2012	1.4	<1.0	<1.0	5.4	<2.0	<1.0	1.3	9.7	

Notes:

- 1) Soil gas screening levels (SGSLs) calculated using an attenuation factor of 0.1 as specified in a comment letter from USEPA dated August 24, 2010.
- 2) SGSLs calculated using an attenuation factor of 0.01, as recommended in the Draft USEPA 2002 OSWER Vapor Intrusion Guidance.
- 3) Site Specific SGSLs calculated used an attenuation factor (0.003). This attenuation factor was determined using the USEPA Johnson and Ettinger Model calculation spreadsheet, Version 3.1. The site specific model used the spreadsheet default parameters conservatively assuming a sand substrate, a depth to foundation of 200 cm (basement), and a sample depth of 200 cm.
- 4) Elevated concentrations of 2-propanol (tracer) detected; DUP-01 results from 5/20/10 reflect true soil gas concentrations. Tracer concentration from SG-01 and analytical data from DUP-01 suggests that sample was diluted with approximately 30-percent ambient air.
- 5) Water in sample point prevented sample collection.
- 6) Analyte was evaluated for detection to the method detection limit.
- 7) Elevated concentrations of 2-propanol (tracer) detected. Analytical data for other analytes are presumed to be invalid (-).
- 8) Quality control results are outside the established control limits, the result is approximate.

Bold font denotes concentrations detected above laboratory reporting limits.

Green background Denotes concentrations above one or more soil gas screening level

ppbv - parts per billion by volume

NC - No Criteria

NS - No Sample

NA - Not Applicable

Table 1
 Summary of Chlorinated Volatile Organic Compounds in Off-Site Soil Gas
 Tecumseh Products Company
 Tecumseh, Michigan

Analyte	1,1-Dichloroethane	1,2-Dichloroethane	1,1-Dichloroethene	cis-1,2-Dichloroethene	trans-1,2-Dichloroethene	Tetrachloroethene	1,1,1-Trichloroethane	Trichloroethene	Vinyl Chloride
Residential SGSLS where $\alpha = 0.1$ ⁽¹⁾	38	2.4	520	93	160	6.2	9,400	4.0	11
Residential SGSLS where $\alpha = 0.01$ ⁽²⁾	380	24	5,200	930	1,600	62	94,000	40	110
Site Specific Residential SGSLS where $\alpha = 0.003$ ⁽³⁾	1,300	79	17,000	3,100	5,300	210	310,000	130	360
Site Specific Non-Residential SGSLS where $\alpha = 0.003$ ⁽³⁾	6,400	400	72,000	13,000	22,000	1,000	1,300,000	560	3,600
Units	ppbv	ppbv	ppbv	ppbv	ppbv	ppbv	ppbv	ppbv	ppbv
SG-07 (8-8.5')	4/5/2010	<75.2	<75.2	<75.2	<75.2	<75.2	<75.2	<75.2	<75.2
	5/20/2010	<5.0	<5.0	<5.0	<5.0	<5.0	13.8	6.8	145
	9/21/2010	<69.6	<69.6	<69.6	<69.6	<69.6	140	<69.6	403
	12/9/2010	<22.2	<22.2	<22.2	<22.2	<22.2	24.4	<22.2	139
	3/31/2011	<0.34	<0.17	<0.35	<0.35	<0.35	5.9	4.3	47.2 ⁽⁸⁾
	6/7/2011	<0.36	<0.18	<0.37	<0.37	<0.37	23.6	4.4 ⁽⁸⁾	171 ⁽⁸⁾
	9/28/2011	<1.0	<1.0	<1.0	<1.0	<2.0	76	16	260
	11/21/2011	<1.0	<1.0	<1.0	<1.0	<2.0	<1.0	2.7	3.1
SG-07 (DUP-01)	3/31/2011	<0.56	<0.56	<0.57	<0.57	<0.57	7.9	5.0	90.6 ⁽⁸⁾
	6/7/2011	<0.36	<0.18	<0.37	<0.37	<0.37	28.4 ⁽⁸⁾	9.5 ⁽⁸⁾	97.2 ⁽⁸⁾
SG-08 (6.5-7')	4/5/2010	<2.6	<1.3 ⁽⁶⁾	<2.6	<2.6	<5.1	<2.6	<2.6	<2.6
	9/23/2010	<2.0	<2.0	<2.0	<2.0	<2.0	<2.0	4.5	3.5
	12/9/2010 ⁽⁵⁾	NS	NS	NS	NS	NS	NS	NS	NS
	3/31/2011	<0.34	<0.17	<0.35	<0.35	<0.35	0.29	3.4	<0.17
	6/27/2011	<0.34	<0.17	<0.35	<0.35	<0.35	<0.17	0.97	<0.18
	9/28/2011	<1.0	<1.0	<1.0	<1.0	<2.0	<1.0	1.9	<1.0
	11/21/2011	<1.0	<1.0	<1.0	<1.0	<2.0	<1.0	6.9	1.3
	1/30/2012	<1.0	<1.0	<1.0	<1.0	<2.0	<1.0	<1.0	<1.0
SG-09 (5.5-6')	4/5/2010 ⁽⁷⁾	--	--	--	--	--	--	--	--
	5/20/2010	10.6	<4.4	<4.4	<4.4	<4.4	<4.4	123	176
	9/23/2010	<23.4	<23.4	<23.4	<23.4	<23.4	<23.4	142	436
	12/9/2010	<13.2	<13.2	<13.2	<13.2	<13.2	<13.2	61.8	51.7
	3/31/2011	4.3	<0.17	<0.35	1.3	<0.35	<0.17	52.5	13.9
	6/27/2011	5.4	<0.17	<0.35	1.4	<0.35	<0.17	52.8	45.8
	9/28/2011	1.7	<1.0	<1.0	<1.0	<2.0	<1.0	13	7.9
	11/21/2011	3.8	<1.0	<1.0	<1.0	<2.0	<1.0	32	9.1
1/30/2012	<1.0	<1.0	<1.0	<1.0	<2.0	<1.0	7.2	1.3	

Notes:

- 1) Soil gas screening levels (SGSLs) calculated using an attenuation factor of 0.1 as specified in a comment letter from USEPA dated August 24, 2010.
- 2) SGSLs calculated using an attenuation factor of 0.01, as recommended in the Draft USEPA 2002 OSWER Vapor Intrusion Guidance.
- 3) Site Specific SGSLs calculated used an attenuation factor (0.003). This attenuation factor was determined using the USEPA Johnson and Ettinger Model calculation spreadsheet, Version 3.1. The site specific model used the spreadsheet default parameters conservatively assuming a sand substrate, a depth to foundation of 200 cm (basement), and a sample depth of 200 cm.
- 4) Elevated concentrations of 2-propanol (tracer) detected; DUP-01 results from 5/20/10 reflect true soil gas concentrations. Tracer concentration from SG-01 and analytical data from DUP-01 suggests that sample was diluted with approximately 30-percent ambient air.
- 5) Water in sample point prevented sample collection.
- 6) Analyte was evaluated for detection to the method detection limit.
- 7) Elevated concentrations of 2-propanol (tracer) detected. Analytical data for other analytes are presumed to be invalid (-).
- 8) Quality control results are outside the established control limits, the result is approximate.

Bold font denotes concentrations detected above laboratory reporting limits.

Green background Denotes concentrations above one or more soil gas screening level

ppbv - parts per billion by volume

NC - No Criteria

NS - No Sample

NA - Not Applicable

Table 1
 Summary of Chlorinated Volatile Organic Compounds in Off-Site Soil Gas
 Tecumseh Products Company
 Tecumseh, Michigan

Analyte	1,1-Dichloroethane	1,2-Dichloroethane	1,1-Dichloroethene	cis-1,2-Dichloroethene	trans-1,2-Dichloroethene	Tetrachloroethene	1,1,1-Trichloroethane	Trichloroethene	Vinyl Chloride
Residential SGSLS where $\alpha = 0.1$ ⁽¹⁾	38	2.4	520	93	160	6.2	9,400	4.0	11
Residential SGSLS where $\alpha = 0.01$ ⁽²⁾	380	24	5,200	930	1,600	62	94,000	40	110
Site Specific Residential SGSLS where $\alpha = 0.003$ ⁽³⁾	1,300	79	17,000	3,100	5,300	210	310,000	130	360
Site Specific Non-Residential SGSLS where $\alpha = 0.003$ ⁽³⁾	6,400	400	72,000	13,000	22,000	1,000	1,300,000	560	3,600
Units	ppbv	ppbv	ppbv	ppbv	ppbv	ppbv	ppbv	ppbv	ppbv

SG-10 (5-5.5')	4/5/2010	<40.3 ⁽⁶⁾	<40.3 ⁽⁶⁾	<80.6	<80.6	<80.6	<40.3 ⁽⁶⁾	<80.6	<40.3 ⁽⁶⁾	<40.3 ⁽⁶⁾
	9/21/2010	<4.4	<2.2 ⁽⁶⁾	<4.4	<4.4	<4.4	<4.4	<4.4	11.5	<4.4
	12/9/2010	<8.7	<4.4 ⁽⁶⁾	<8.7	<8.7	<8.7	<4.4 ⁽⁶⁾	<8.7	<8.7	<8.7
	3/31/2011	<0.61	<0.61	<0.62	<0.62	<0.62	<0.61	<0.59	<0.60	<0.62
	6/27/2011 ⁽⁵⁾	NS	NS	NS	NS	NS	NS	NS	NS	NS
	9/28/2011	<1.0	<1.0	<1.0	<1.0	<2.0	<1.0	1.4	19	<1.0
	11/21/2011	<1.0	<1.0	<1.0	<1.0	<2.0	<1.0	19	56	<1.0
1/30/2012	<1.0	<1.0	<1.0	<1.0	<2.0	<1.0	<1.0	<1.0	<1.0	
SG-11 (7.5-6')	4/5/2010	<2.8	<1.4 ⁽⁶⁾	<2.8	<2.8	<5.4	<2.8	<2.8	<2.8	<2.8
	9/23/2010	<2.4	<2.4	<2.4	<2.4	<2.4	<2.4	<2.4	<2.4	<2.4
	12/9/2010	<0.84	<0.84	<0.84	<0.84	<0.84	<0.84	<0.84	<0.84	<0.84
	3/31/2011	<0.56	<0.56	<0.57	<0.57	<0.57	<0.57	<0.56	<0.57	<0.58
	6/7/2011	<0.39	<0.19	<0.40	<0.40	<0.40	0.89	0.54	1.2	<0.19
	9/28/2011	<1.0	<1.0	<1.0	<1.0	<2.0	<1.0	<1.0	<1.0	<1.0
	11/21/2011	<1.0	<1.0	<1.0	<1.0	<2.0	<1.0	6.8	18	<1.0
1/30/2012	<1.0	<1.0	<1.0	<1.0	<2.0	<1.0	<1.0	<1.0	<1.0	
SG-12 (5-5.5')	4/5/2010 ⁽⁵⁾	NS	NS	NS	NS	NS	NS	NS	NS	NS
	5/20/2020 ⁽⁵⁾	NS	NS	NS	NS	NS	NS	NS	NS	NS
	9/21/2010 ⁽⁵⁾	NS	NS	NS	NS	NS	NS	NS	NS	NS
	12/9/2010	<2.5	<1.3 ⁽⁶⁾	<2.5	<2.5	<2.5	<2.5	<2.5	<2.5	<2.5
	3/31/2011 ⁽⁵⁾	NS	NS	NS	NS	NS	NS	NS	NS	NS
	6/27/2011 ⁽⁵⁾	NS	NS	NS	NS	NS	NS	NS	NS	NS
	9/28/2011 ⁽⁵⁾	NS	NS	NS	NS	NS	NS	NS	NS	NS
	11/21/2011	<1.0	<1.0	<1.0	<1.0	<2.0	<1.0	<1.0	<1.0	<1.0
1/30/2012 ⁽⁵⁾	NS	NS	NS	NS	NS	NS	NS	NS	NS	

Notes:

- 1) Soil gas screening levels (SGSLs) calculated using an attenuation factor of 0.1 as specified in a comment letter from USEPA dated August 24, 2010.
- 2) SGSLs calculated using an attenuation factor of 0.01, as recommended in the Draft USEPA 2002 OSWER Vapor Intrusion Guidance.
- 3) Site Specific SGSLs calculated used an attenuation factor (0.003). This attenuation factor was determined using the USEPA Johnson and Ettinger Model calculation spreadsheet, Version 3.1. The site specific model used the spreadsheet default parameters conservatively assuming a sand substrate, a depth to foundation of 200 cm (basement), and a sample depth of 200 cm.
- 4) Elevated concentrations of 2-propanol (tracer) detected; DUP-01 results from 5/20/10 reflect true soil gas concentrations. Tracer concentration from SG-01 and analytical data from DUP-01 suggests that sample was diluted with approximately 30-percent ambient air.
- 5) Water in sample point prevented sample collection.
- 6) Analyte was evaluated for detection to the method detection limit.
- 7) Elevated concentrations of 2-propanol (tracer) detected. Analytical data for other analytes are presumed to be invalid (-).
- 8) Quality control results are outside the established control limits, the result is approximate.

Bold font denotes concentrations detected above laboratory reporting limits.

Green background Denotes concentrations above one or more soil gas screening level

ppbv - parts per billion by volume

NC - No Criteria

NS - No Sample

NA - Not Applicable

Table 1
 Summary of Chlorinated Volatile Organic Compounds in Off-Site Soil Gas
 Tecumseh Products Company
 Tecumseh, Michigan

Analyte	1,1-Dichloroethane	1,2-Dichloroethane	1,1-Dichloroethene	cis-1,2-Dichloroethene	trans-1,2-Dichloroethene	Tetrachloroethene	1,1,1-Trichloroethane	Trichloroethene	Vinyl Chloride
Residential SGSLs where $\alpha = 0.1$ ⁽¹⁾	38	2.4	520	93	160	6.2	9,400	4.0	11
Residential SGSLs where $\alpha = 0.01$ ⁽²⁾	380	24	5,200	930	1,600	62	94,000	40	110
Site Specific Residential SGSLs where $\alpha = 0.003$ ⁽³⁾	1,300	79	17,000	3,100	5,300	210	310,000	130	360
Site Specific Non-Residential SGSLs where $\alpha = 0.003$ ⁽³⁾	6,400	400	72,000	13,000	22,000	1,000	1,300,000	560	3,600
Units	ppbv	ppbv	ppbv	ppbv	ppbv	ppbv	ppbv	ppbv	ppbv
SG-13 (5.5-6')	4/5/2010	<2.5	<1.3 ⁽⁶⁾	<2.5	<2.5	<2.5	<2.5	<2.5	<2.5
	5/20/2010	<4.5	<2.2 ⁽⁶⁾	<4.5	<4.5	<4.5	<4.5	6.1	<4.5
	9/23/2010	<1.5	<1.5	<1.5	2.5	5.6	<1.5	<1.5	<1.5
	12/9/2010	<1.6	<1.6	<1.6	<1.6	2.9	<1.6	<1.6	<1.6
	3/31/2011	<0.56	<0.56	<0.57	<0.57	<0.57	<0.57	<0.56	<0.57
	6/7/2011	1.5	<0.19	<0.40	4.8	10.8	0.77	0.81	1.6
	9/28/2011	1.1	<1.0	<1.0	6.2	10	<1.0	<1.0	<1.0
	11/21/2011	1.9	<1.0	<1.0	2.0	4.0	<1.0	<1.0	<1.0
1/30/2012	<1.0	<1.0	<1.0	<1.0	<2.0	<1.0	<1.0	<1.0	
SG-14 (6.5-7') ⁽⁵⁾	4/5/2010	NS	NS	NS	NS	NS	NS	NS	NS
	5/20/2010	NS	NS	NS	NS	NS	NS	NS	NS
	9/21/2010	NS	NS	NS	NS	NS	NS	NS	NS
	12/9/2010	NS	NS	NS	NS	NS	NS	NS	NS
	3/31/2011	NS	NS	NS	NS	NS	NS	NS	NS
	6/27/2011	NS	NS	NS	NS	NS	NS	NS	NS
	9/28/2011	NS	NS	NS	NS	NS	NS	NS	NS
	11/21/2011	NS	NS	NS	NS	NS	NS	NS	NS
1/30/2012 ⁽⁵⁾	NS	NS	NS	NS	NS	NS	NS	NS	
SG-15 (11-11.5')	9/23/2010 ⁽⁵⁾	NS	NS	NS	NS	NS	NS	NS	NS
	12/15/2010 ⁽⁵⁾	NS	NS	NS	NS	NS	NS	NS	NS
	3/31/2011 ⁽⁵⁾	NS	NS	NS	NS	NS	NS	NS	NS
	6/27/2011 ⁽⁵⁾	NS	NS	NS	NS	NS	NS	NS	NS
	9/28/2011 ⁽⁵⁾	NS	NS	NS	NS	NS	NS	NS	NS
	11/21/2011	<1.0	<1.0	<1.0	<1.0	<2.0	<1.0	10	30
1/30/2012 ⁽⁵⁾	NS	NS	NS	NS	NS	NS	NS	NS	
SG-16 (7.5-8')	9/23/2010	<2.5	<2.5	<2.5	<2.5	<2.5	2.6	<2.5	<2.5
	12/9/2010	<15.7	<7.8 ⁽⁶⁾	<15.7	<15.7	<15.7	<7.8 ⁽⁶⁾	<15.7	<15.7
	3/31/2011	<0.61	<0.61	<0.60	<0.60	<0.60	<0.61	<0.59	<0.62
	6/7/2011	<1.1	<0.53	<1.1	<1.1	<1.1	<0.54	<1.1	0.62
	9/28/2011	<1.0	<1.0	<1.0	3.3	<2.0	7.4	<1.0	28
	11/21/2011	<1.0	<1.0	<1.0	<1.0	<2.0	<1.0	<1.0	<1.0
1/30/2012	<1.0	<1.0	<1.0	<1.0	<2.0	<1.0	<1.0	<1.0	

Notes:

- 1) Soil gas screening levels (SGSLs) calculated using an attenuation factor of 0.1 as specified in a comment letter from USEPA dated August 24, 2010.
- 2) SGSLs calculated using an attenuation factor of 0.01, as recommended in the Draft USEPA 2002 OSWER Vapor Intrusion Guidance.
- 3) Site Specific SGSLs calculated used an attenuation factor (0.003). This attenuation factor was determined using the USEPA Johnson and Ettinger Model calculation spreadsheet, Version 3.1. The site specific model used the spreadsheet default parameters conservatively assuming a sand substrate, a depth to foundation of 200 cm (basement), and a sample depth of 200 cm.
- 4) Elevated concentrations of 2-propanol (tracer) detected; DUP-01 results from 5/20/10 reflect true soil gas concentrations. Tracer concentration from SG-01 and analytical data from DUP-01 suggests that sample was diluted with approximately 30-percent ambient air.
- 5) Water in sample point prevented sample collection.
- 6) Analyte was evaluated for detection to the method detection limit.
- 7) Elevated concentrations of 2-propanol (tracer) detected. Analytical data for other analytes are presumed to be invalid (-).
- 8) Quality control results are outside the established control limits, the result is approximate.

Bold font denotes concentrations detected above laboratory reporting limits.

Denotes concentrations above one or more soil gas screening level

ppbv - parts per billion by volume

NC - No Criteria

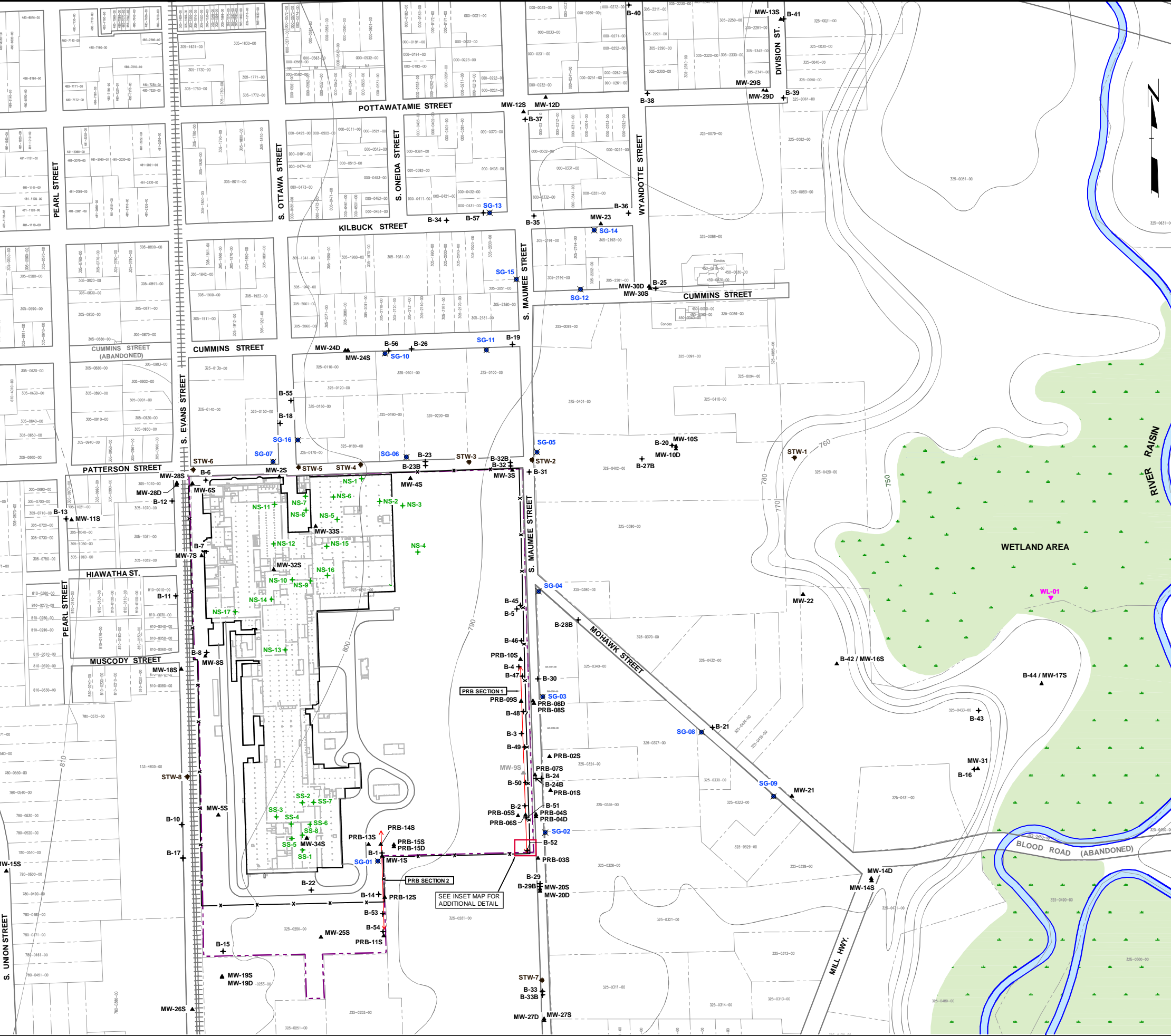
NS - No Sample

NA - Not Applicable

Technical Memorandum

Figure

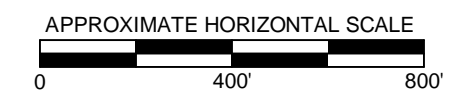
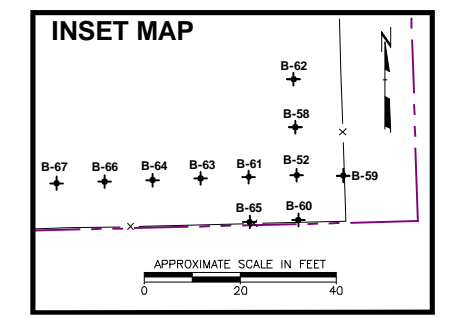
PLOT DATA
 Drawing Name: JA_TRC\Tecumseh Products\1004304\02\2012 10 RPT\004304.02.01.dwg
 Operator Name: STEHLE, DIANA H
 Drawing Plot Scale: 0.386863
 Dwg Size: 3.04 Mb
 Plot Date: April 4, 2012
 Plot Time: 11:46 AM
 Attached Xrefs: tm033109
 Attached Images: FIG01 Surf Topo & Sample Locs
 Layout:




LEGEND

- FORMER TECUMSEH PRODUCTS SITE BOUNDARY
- PARCEL BOUNDARY
- RAILROAD TRACKS (APPROXIMATE LOCATION)
- APPROXIMATE GROUND TOPOGRAPHY BASED OFF 7.5 MINUTE U.S.G.S. TOPOGRAPHIC QUADRANGLE MAP
- PERIMETER / OFF-SITE INVESTIGATION SOIL BORING LOCATION AND NUMBER
- MONITORING WELL LOCATION AND NUMBER
- DECOMMISSIONED MONITORING WELL LOCATION AND NUMBER
- SOURCE AREA INVESTIGATION BORING LOCATION AND NUMBER
- SOIL GAS SAMPLE LOCATION AND NUMBER
- STORM WATER SEWER SAMPLE LOCATION AND NUMBER
- WETLAND SURFACE WATER SAMPLE LOCATION
- FLOODPLAIN / WOODED WETLAND AREA
- PRB LOCATION
- FENCE LINE

- NOTES**
1. BASE MAP DEVELOPED FROM SITE PLAN PROVIDED BY THE CITY OF TECUMSEH, DRAWING NO. CITY.DWG, MARCH 2009.
 2. GROUND TOPOGRAPHY BASED OFF 7.5 MINUTE U.S.G.S TOPOGRAPHIC QUADRANGLE MAP AND GROUND SURVEY DATA.



PROJECT: **FORMER TECUMSEH PRODUCTS SITE
TECUMSEH, MICHIGAN**
 SHEET TITLE: **SURFACE TOPOGRAPHY AND SAMPLE LOCATIONS**
 DRAWN BY: SJL/DGS SCALE: AS INDICATED PROJ. NO. 004304.02
 CHECKED BY: SEM FILE NO. 004304.02.01.dwg
 APPROVED BY: GC DATE PRINTED: **FIGURE 1**
 DATE: APRIL 2012



1540 Eisenhower Place
 Ann Arbor, MI 48108
 Phone: 734.971.7080
 Fax: 734.971.9022

Technical Memorandum

Attachment 1

Calculation Sheets for Indoor Air Criteria, Soil Gas Screening Levels, and Groundwater Screening Levels

Indoor Air Criteria Calculations



1540 Eisenhower Place
Ann Arbor, MI 48108
(734) 971-7080

SHEET 1 OF 2

PROJECT / PROPOSAL NAME / LOCATION: Tecumseh Products Company, Tecumseh, Michigan		PROJECT / PROPOSAL NO.
SUBJECT: Longterm Indoor Air Criteria		2751.13
PREPARED BY: S. Metz	DATE: 2/16/10, 5/17/10, 1/27/12	FINAL <input type="checkbox"/>
CHECKED BY: K. Saucier, D. VanAntwerp, J. Hoffman	DATE: 2/18/10, 5/17/10, 1/31/12	REVISION x

Longterm Indoor Air Criteria (IAC) Calculation for Carcinogens (Residential):		
IAC = (TR * AT) / (IURF * EF * ED * ET)		
Target Risk (TR) =	1.00E-05	
Average Time (AT) =	25,550	days (70 years * 365 days/year)
Inhalation Unit Risk Factor (URF) =	Chemical Specific	(ug/m ³) ⁻¹
Exposure Frequency (EF) =	350	days/year (350 = residential, 250 = non-residential)
Exposure Duration (ED) =	30	years (30 = residential, 25 = non-residential)
Exposure Time (ET) =	1	(24 hr/24 hr = residential, 8 hr/24 hr = non-residential)

Longterm Indoor Air Criteria (IAC) Calculation for Carcinogens (Non-Residential):		
IAC = (TR * AT) / (IURF * EF * ED * ET)		
Target Risk (TR) =	1.00E-05	
Average Time (AT) =	25,550	days (70 years * 365 days/year)
Inhalation Unit Risk Factor (URF) =	Chemical Specific	(ug/m ³) ⁻¹
Exposure Frequency (EF) =	250	days/year (350 = residential, 250 = non-residential)
Exposure Duration (ED) =	25	years (30 = residential, 25 = non-residential)
Exposure Time (ET) =	0.333	(24 hr/24 hr = residential, 8 hr/24 hr = non-residential)

Longterm Indoor Air Criteria (IAC) Calculation for Non-Carcinogens (Residential):		
IAC = (HQ * AT * RfC) / (EF * ED * ET)		
Hazard Quotient (HQ) =	1	
Average Time (AT) =	10,950	days (30 years * 365 days/year)
Reference Concentration (RfC) =	Chemical Specific	(ug/m ³)
Exposure Frequency (EF) =	350	days/year (350 = residential, 250 = non-residential)
Exposure Duration (ED) =	30	years (30 = residential, 25 = non-residential)
Exposure Time (ET) =	1	(24 hr/24 hr = residential, 8 hr/24 hr = non-residential)

Longterm Indoor Air Criteria (IAC) Calculation for Non-Carcinogens (Non-Residential):		
IAC = (HQ * AT * RfC) / (EF * ED * ET)		
Hazard Quotient (HQ) =	1	
Average Time (AT) =	9,125	days (25 years * 365 days/year)
Reference Concentration (RfC) =	Chemical Specific	(ug/m ³)
Exposure Frequency (EF) =	250	days/year (350 = residential, 250 = non-residential)
Exposure Duration (ED) =	25	years (30 = residential, 25 = non-residential)
Exposure Time (ET) =	0.333	(24 hr/24 hr = residential, 8 hr/24 hr = non-residential)



1540 Eisenhower Place
Ann Arbor, MI 48108
(734) 971-7080

SHEET 2 OF 2

PROJECT / PROPOSAL NAME / LOCATION: Tecumseh Products Company, Tecumseh, Michigan		PROJECT / PROPOSAL NO.
SUBJECT: Longterm Indoor Air Criteria		2751.13
PREPARED BY: S. Metz	DATE: 2/16/10, 5/17/10, 1/27/12	FINAL <input type="checkbox"/>
CHECKED BY: K. Saucier, D. VanAntwerp, J. Hoffman	DATE: 2/18/10, 5/17/10, 1/31/12	REVISION x

Chemical Specific Values				
Compound	Conversion Factor (ug/m ³ to ppbv)	Unit Risk Factor (ug/m ³) ⁻¹	Reference Concentration (ug/m ³)	Data Source for URF and RfC Values ⁽¹⁾
1,1-Dichloroethane	0.25	1.60E-06	500	RSLs (URF)/ JEM (RfC)
1,2-Dichloroethane	0.25	2.60E-05	2400	IRIS (URF) / RSLs (RfC)
1,1-Dichloroethene	0.25		200	IRIS
cis-1,2-Dichloroethene	0.25		35	JEM
trans-1,2-Dichloroethene	0.25		60	RSLs
Tetrachloroethene	0.15	5.90E-06	270	RSLs
1,1,1-Trichloroethane	0.18		5000	IRIS
Trichloroethene	0.19	4.10E-06	2	IRIS
Vinyl Chloride ⁽²⁾	0.39	See Note 2	100	IRIS
2-Butanone (MEK)	0.33		5000	IRIS
Trichlorofluoromethane	0.18		700	RSLs

1) IRIS = USEPA Integrated Risk Information System, RSLs = USEPA Regional Screening Levels for Chemical Contaminants at Superfund Sites, JEM = USEPA Johnson and Ettinger Model Spreadsheet

2) IRIS lists two unit risk factors for vinyl chloride: 8.80×10^{-6} (ug/m³)⁻¹ for lifetime (i.e. residential) exposure and 4.40×10^{-6} (ug/m³)⁻¹ for exposure as an adult (i.e. non-residential).

Calculated Longterm Residential Indoor Air Criteria				
Compound	IAC for Carcinogens (ug/m ³)	IAC for Non-Carcinogens (ug/m ³)	Critical IAC (ug/m ³)	Critical IAC (ppbv)
2-Butanone (MEK)	NA	5,200	5,200	1,700
1,1-Dichloroethane	15	520	15	3.8
1,2-Dichloroethane	0.94	2,500	0.94	0.24
1,1-Dichloroethene	NA	210	210	52
cis-1,2-Dichloroethene	NA	37	37	9.3
trans-1,2-Dichloroethene	NA	63	63	16
Tetrachloroethene	4.1	280	4.1	0.62
1,1,1-Trichloroethane	NA	5,200	5,200	940
Trichloroethene	5.9	2.1	2.1	0.40
Trichlorofluoromethane	NA	730	730	130
Vinyl Chloride	2.8	100	2.8	1.1

Calculated Longterm Non-Residential Indoor Air Criteria				
Compound	IAC for Carcinogens (ug/m ³)	IAC for Non-Carcinogens (ug/m ³)	Critical IAC (ug/m ³)	Critical IAC (ppbv)
2-Butanone (MEK)	NA	22,000	22,000	7,300
1,1-Dichloroethane	77	2,200	77	19
1,2-Dichloroethane	4.7	11,000	4.7	1.2
1,1-Dichloroethene	NA	880	880	217
cis-1,2-Dichloroethene	NA	150	150	38
trans-1,2-Dichloroethene	NA	260	260	65
Tetrachloroethene	21	1,200	21	3.1
1,1,1-Trichloroethane	NA	22,000	22,000	4,000
Trichloroethene	30	8.8	8.8	1.7
Trichlorofluoromethane	NA	3,100	3,100	540
Vinyl Chloride	28	440	28	11

Soil Gas Screening Level Calculations



1540 Eisenhower Place
Ann Arbor, MI 48108
(734) 971-7080

SHEET_1__OF__2__

PROJECT / PROPOSAL NAME / LOCATION: Tecumseh Products Company, Tecumseh, Michigan		PROJECT / PROPOSAL NO.
SUBJECT: Soil Gas Screening Levels		2751.13
PREPARED BY: S. Metz	DATE: 2/22/10, rev. 1 - 5/17/10, rev. 2 - 1/27/12	FINAL <input type="checkbox"/>
CHECKED BY: C. Daining, rev. 1 - D. VanAntwerp, J. Hoffman	DATE: 3/12/10, rev. 1 - 5/17/10, 1/31/12	REVISION x

Soil Gas Screening Level (SGSL) Calculation:

$$SGSL = IAC / \alpha$$

- Indoor Air Criteria (IAC) = Chemical Specific (ug/m³ or ppbv)
- Residential Sub-Slab Attenuation Factor (α) = 0.1 Default sub-slab value recommended by USEPA
 - Non-Residential Sub-Slab Attenuation Factor (α) = 0.02 Default sub-slab value recommended by MDEQ
 - Residential DEEP Attenuation Factor (α) = 0.1 Value recommended by USEPA in a comment letter dated 8/24/10
 - Residential DEEP Attenuation Factor (α) = 0.01 Value recommended in 2001 USEPA draft guidance
 - Residential DEEP Attenuation Factor (α) = 0.003 Calculated site specific attenuation factor
 - Non-Residential DEEP Attenuation Factor (α) = 0.003 Calculated site specific attenuation factor

Indoor Air Criteria				
Compound	Residential Indoor Air Criteria (ug/m ³)	Residential Indoor Air Criteria (ppbv)	Non-Residential Indoor Air Criteria (ug/m ³)	Non-Residential Indoor Air Criteria (ppbv)
1,1-Dichloroethane	15	3.8	77	19
1,2-Dichloroethane	0.94	0.24	4.7	1.2
1,1-Dichloroethene	210	52	880	217
cis-1,2-Dichloroethene	37	9.3	150	38
trans-1,2-Dichloroethene	63	16	260	65
Tetrachloroethene	4.1	0.62	21	3.1
1,1,1-Trichloroethane	5,200	940	22,000	4,000
Trichloroethene	2.1	0.40	8.8	1.7
Vinyl Chloride	2.8	1.1	28	11

Calculated Non-Residential Soil Gas Screening Levels				
Compound	Non-Residential Sub-Slab Soil Gas Screening Level (ug/m ³)	Non-Residential Sub-Slab Soil Gas Screening Level (ppbv)	Non-Residential DEEP Soil Gas Screening Level (ug/m ³)	Non-Residential DEEP Soil Gas Screening Level (ppbv)
1,1-Dichloroethane	3,800	960	26,000	6,400
1,2-Dichloroethane	240	59	1,600	400
1,1-Dichloroethene	44,000	11,000	290,000	72,000
cis-1,2-Dichloroethene	7,500	1,900	50,000	13,000
trans-1,2-Dichloroethene	13,000	3,300	87,000	22,000
Tetrachloroethene	1,000	160	6,900	1,000
1,1,1-Trichloroethane	1,100,000	200,000	7,300,000	1,300,000
Trichloroethene	440	84	2,900	560
Vinyl Chloride	1,400	540	9,300	3,600

Calculated Residential Soil Gas Screening Levels (ug/m ³)				
Compound	Residential Sub-Slab Soil Gas Screening Level (ug/m ³) $\alpha = 0.1$	Residential DEEP Soil Gas Screening Level (ug/m ³) $\alpha = 0.003$	Residential DEEP Soil Gas Screening Level (ug/m ³) $\alpha = 0.01$	Residential DEEP Soil Gas Screening Level (ug/m ³) $\alpha = 0.1$
1,1-Dichloroethane	150	5,100	1,500	150
1,2-Dichloroethane	9.4	310	94	9.4
1,1-Dichloroethene	2,100	70,000	21,000	2,100
cis-1,2-Dichloroethene	370	12,000	3,700	370
trans-1,2-Dichloroethene	630	21,000	6,300	630
Tetrachloroethene	41	1,400	410	41
1,1,1-Trichloroethane	52,000	1,700,000	520,000	52,000
Trichloroethene	21	700	210	21
Vinyl Chloride	28	920	280	28



1540 Eisenhower Place
Ann Arbor, MI 48108
(734) 971-7080

SHEET_2__OF__2__

PROJECT / PROPOSAL NAME / LOCATION: Tecumseh Products Company, Tecumseh, Michigan		PROJECT / PROPOSAL NO.
SUBJECT: Soil Gas Screening Levels		8070.13
PREPARED BY: S. Metz	DATE: 2/22/10, rev. 1 - 5/17/10, rev. 2 - 1/27/12	FINAL <input type="checkbox"/>
CHECKED BY: C. Daining, rev. 1 - D. VanAntwerp, J. Hoffman	DATE: 3/12/10, rev. 1 - 5/17/10, 1/31/12	REVISION x

Calculated Residential Soil Gas Screening Levels (ppbv)				
Compound	Residential Sub-Slab Soil Gas Screening Level (ppbv) $\alpha = 0.1$	Residential DEEP Soil Gas Screening Level (ppbv) $\alpha = 0.003$	Residential DEEP Soil Gas Screening Level (ppbv) $\alpha = 0.01$	Residential DEEP Soil Gas Screening Level (ppbv) $\alpha = 0.1$
1,1-Dichloroethane	38	1,300	380	38
1,2-Dichloroethane	2.4	79	24	2.4
1,1-Dichloroethene	520	17,000	5,200	520
cis-1,2-Dichloroethene	93	3,100	930	93
trans-1,2-Dichloroethene	160	5,300	1,600	160
Tetrachloroethene	6.2	210	62	6.2
1,1,1-Trichloroethane	9,400	310,000	94,000	9,400
Trichloroethene	4.0	130	40	4.0
Vinyl Chloride	11	360	110	11

Groundwater Screening Level Calculations



1540 Eisenhower Place
Ann Arbor, MI 48108
(734) 971-7080

SHEET 1 OF 1

PROJECT / PROPOSAL NAME / LOCATION: Tecumseh Products Company, Tecumseh, Michigan		PROJECT / PROPOSAL NO.
SUBJECT: Groundwater Screening Levels		2751.13
PREPARED BY: S. Metz	DATE: 2/22/10, 5/17/10, 1/30/12	FINAL <input type="checkbox"/>
CHECKED BY: C. Daining, D. VanAntwerp, J. Hoffman	DATE: 3/12/10, 5/17/10, 1/31/12	REVISION x

Generic Groundwater Screening Level (GWSL) Calculation:

$$GWSL = IAC / \alpha \times HLC' \times TAF \times 1000 \text{ L/m}^3$$

Indoor Air Criteria (IAC) = Chemical Specific (ug/m³)
 Groundwater Attenuation Factor (α) = 0.001 (Default values recommended by MDNRE and USEPA)
 Dimensionless Henry's Law Coefficient (HLC') = Chemical Specific
 Temperature Adjustment Factor (TAF) = 0.50 (accounts for reduced volatility at avg soil temperatures in MI)

Calculated Generic Groundwater Screening Levels					
Compound	HLC'	Residential IAC (ug/m ³)	Non-Residential IAC (ug/m ³)	Residential GWSL (ug/L)	Non-Residential GWSL (ug/L)
2-Butanone (MEK)	2.29E-03	5,200	22,000	4,500,000	19,000,000
1,1-Dichloroethane	2.30E-01	15	77	130	670
1,2-Dichloroethane	4.00E-02	0.94	4.7	47	240
1,1-Dichloroethene	1.07E+00	210	880	390	1,600
cis-1,2-Dichloroethene	1.67E-01	37	150	440	1,800
trans-1,2-Dichloroethene	3.84E-01	63	260	330	1,400
Tetrachloroethene	7.53E-01	4.1	21	11	55
1,1,1-Trichloroethane	7.03E-01	5,200	22,000	15,000	63,000
Trichloroethene	4.21E-01	2.1	8.8	9.9	42
Trichlorofluoromethane	3.97E+00	730	3,100	370	1,600
Vinyl Chloride	1.10E+00	2.8	28	5.0	50

Technical Memorandum

Attachment 2 First Quarter 2012 Analytical Data



10 February 2012



Ms. Stacy Metz
TRC Environmental - MI
1540 Eisenhower Place
Ann Arbor, MI 48108

H&P Project: TRC020112-11
Client Project: 004308 / Tecumseh

Dear Ms. Stacy Metz:

Enclosed is the analytical report for the above referenced project. The data herein applies to samples as received by H&P Mobile Geochemistry, Inc. on 01-Feb-12 which were analyzed in accordance with the attached Chain of Custody record(s).

The results for all sample analyses and required QA/QC analyses are presented in the following sections and summarized in the documents:

- Sample Summary
- Case Narrative (if applicable)
- Sample Results
- Quality Control Summary
- Notes and Definitions / Appendix
- Chain of Custody

Unless otherwise noted, all analyses were performed and reviewed in compliance with our Quality Systems Manual and Standard Operating Procedures. This report shall not be reproduced, except in full, without the written approval of H&P Mobile Geochemistry, Inc.

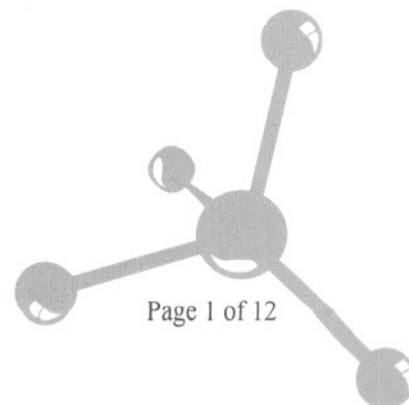
We at H&P Mobile Geochemistry, Inc. sincerely appreciate the opportunity to provide analytical services to you on this project. If you have any questions or concerns regarding this analytical report, please contact me at your convenience at 760-804-9678.

Sincerely,


Janis Villarreal
Laboratory Director

H&P Mobile Geochemistry, Inc. operates under CA Environmental Lab Accreditation Program Numbers 2579, 2740, 2741, 2742, 2743, 2745 and 2754. National Environmental Laboratory Accreditation Conference (NELAC) Standards Lab #11845

2470 Impala Drive, Carlsbad, California 92010 ☎ 760.804.9678 — Fax 760.804.9159
1855 Coronado Avenue, Signal Hill, California 90755
www.HandPmg.com | 1-800-834-9888





2470 Impala Drive
Carlsbad, CA 92010
760-804-9678 Phone
760-804-9159 Fax

TRC Environmental - MI
1540 Eisenhower Place
Ann Arbor, MI 48108

Project: TRC020112-11
Project Number: 004308 / Tecumseh
Project Manager: Ms. Stacy Metz

Reported:
10-Feb-12 11:42

ANALYTICAL REPORT FOR SAMPLES

Sample ID	Laboratory ID	Matrix	Date Sampled	Date Received
SG-01	E202005-01	Vapor	30-Jan-12	01-Feb-12
SG-16	E202005-02	Vapor	30-Jan-12	01-Feb-12
SG-07	E202005-03	Vapor	30-Jan-12	01-Feb-12
SG-10	E202005-04	Vapor	30-Jan-12	01-Feb-12
SG-11	E202005-05	Vapor	30-Jan-12	01-Feb-12
SG-13	E202005-06	Vapor	30-Jan-12	01-Feb-12
SG-02	E202005-07	Vapor	30-Jan-12	01-Feb-12
SG-04	E202005-08	Vapor	30-Jan-12	01-Feb-12
SG-08	E202005-09	Vapor	30-Jan-12	01-Feb-12
SG-09	E202005-10	Vapor	30-Jan-12	01-Feb-12
SG-06	E202005-11	Vapor	30-Jan-12	01-Feb-12
DUP-01	E202005-12	Vapor	30-Jan-12	01-Feb-12



2470 Impala Drive
 Carlsbad, CA 92010
 760-804-9678 Phone
 760-804-9159 Fax

TRC Environmental - MI
 1540 Eisenhower Place
 Ann Arbor, MI 48108

Project: TRC020112-11
 Project Number: 004308 / Tecumseh
 Project Manager: Ms. Stacy Metz

Reported:
 10-Feb-12 11:42

Volatile Organic Compounds by EPA TO-15

H&P Mobile Geochemistry, Inc.

Analyte	Result	Reporting Limit	Units	Dilution Factor	Batch	Prepared	Analyzed	Method	Notes
SG-01 (E202005-01) Vapor Sampled: 30-Jan-12 Received: 01-Feb-12									
1,1-Difluoroethane (LCC)	ND	3600	ppbv	4	EB20603	06-Feb-12	07-Feb-12	EPA TO-15	
Vinyl chloride	ND	4.0	"	"	"	"	"	"	
1,1-Dichloroethene	6.2	4.0	"	"	"	"	"	"	
trans-1,2-Dichloroethene	ND	8.0	"	"	"	"	"	"	
1,1-Dichloroethane	10	4.0	"	"	"	"	"	"	
cis-1,2-Dichloroethene	17	4.0	"	"	"	"	"	"	
1,1,1-Trichloroethane	610	4.0	"	"	"	"	"	"	
1,2-Dichloroethane (EDC)	ND	4.0	"	"	"	"	"	"	
Trichloroethene	700	4.0	"	"	"	"	"	"	
Tetrachloroethene	ND	4.0	"	"	"	"	"	"	

<i>Surrogate: 1,2-Dichloroethane-d4</i>	107 %	76-134	"	"	"	"	"
<i>Surrogate: Toluene-d8</i>	100 %	78-125	"	"	"	"	"
<i>Surrogate: 4-Bromofluorobenzene</i>	101 %	77-127	"	"	"	"	"

SG-16 (E202005-02) Vapor Sampled: 30-Jan-12 Received: 01-Feb-12

1,1-Difluoroethane (LCC)	24000	3600	ppbv	200	EB20603	06-Feb-12	06-Feb-12	EPA TO-15	
Vinyl chloride	ND	1.0	"	1	"	"	"	"	
1,1-Dichloroethene	ND	1.0	"	"	"	"	"	"	
trans-1,2-Dichloroethene	ND	2.0	"	"	"	"	"	"	
1,1-Dichloroethane	ND	1.0	"	"	"	"	"	"	
cis-1,2-Dichloroethene	ND	1.0	"	"	"	"	"	"	
1,1,1-Trichloroethane	ND	1.0	"	"	"	"	"	"	
1,2-Dichloroethane (EDC)	ND	1.0	"	"	"	"	"	"	
Trichloroethene	ND	1.0	"	"	"	"	"	"	
Tetrachloroethene	ND	1.0	"	"	"	"	"	"	

<i>Surrogate: 1,2-Dichloroethane-d4</i>	96.6 %	76-134	"	"	"	"	"
<i>Surrogate: Toluene-d8</i>	98.5 %	78-125	"	"	"	"	"
<i>Surrogate: 4-Bromofluorobenzene</i>	104 %	77-127	"	"	"	"	"



2470 Impala Drive
 Carlsbad, CA 92010
 760-804-9678 Phone
 760-804-9159 Fax

TRC Environmental - MI
 1540 Eisenhower Place
 Ann Arbor, MI 48108

Project: TRC020112-11
 Project Number: 004308 / Tecumseh
 Project Manager: Ms. Stacy Metz

Reported:
 10-Feb-12 11:42

Volatile Organic Compounds by EPA TO-15

H&P Mobile Geochemistry, Inc.

Analyte	Result	Reporting Limit	Units	Dilution Factor	Batch	Prepared	Analyzed	Method	Notes
SG-07 (E202005-03) Vapor Sampled: 30-Jan-12 Received: 01-Feb-12									
1,1-Difluoroethane (LCC)	ND	3600	ppbv	1	EB20603	06-Feb-12	06-Feb-12	EPA TO-15	
Vinyl chloride	ND	1.0	"	"	"	"	"	"	
1,1-Dichloroethene	ND	1.0	"	"	"	"	"	"	
trans-1,2-Dichloroethene	ND	2.0	"	"	"	"	"	"	
1,1-Dichloroethane	ND	1.0	"	"	"	"	"	"	
cis-1,2-Dichloroethene	ND	1.0	"	"	"	"	"	"	
1,1,1-Trichloroethane	ND	1.0	"	"	"	"	"	"	
1,2-Dichloroethane (EDC)	ND	1.0	"	"	"	"	"	"	
Trichloroethene	2.4	1.0	"	"	"	"	"	"	
Tetrachloroethene	ND	1.0	"	"	"	"	"	"	

<i>Surrogate: 1,2-Dichloroethane-d4</i>	99.1 %	76-134	"	"	"	"	"	"
<i>Surrogate: Toluene-d8</i>	100 %	78-125	"	"	"	"	"	"
<i>Surrogate: 4-Bromofluorobenzene</i>	103 %	77-127	"	"	"	"	"	"

SG-10 (E202005-04) Vapor Sampled: 30-Jan-12 Received: 01-Feb-12									
1,1-Difluoroethane (LCC)	ND	3600	ppbv	1	EB20603	06-Feb-12	06-Feb-12	EPA TO-15	
Vinyl chloride	ND	1.0	"	"	"	"	"	"	
1,1-Dichloroethene	ND	1.0	"	"	"	"	"	"	
trans-1,2-Dichloroethene	ND	2.0	"	"	"	"	"	"	
1,1-Dichloroethane	ND	1.0	"	"	"	"	"	"	
cis-1,2-Dichloroethene	ND	1.0	"	"	"	"	"	"	
1,1,1-Trichloroethane	ND	1.0	"	"	"	"	"	"	
1,2-Dichloroethane (EDC)	ND	1.0	"	"	"	"	"	"	
Trichloroethene	ND	1.0	"	"	"	"	"	"	
Tetrachloroethene	ND	1.0	"	"	"	"	"	"	

<i>Surrogate: 1,2-Dichloroethane-d4</i>	97.3 %	76-134	"	"	"	"	"	"
<i>Surrogate: Toluene-d8</i>	103 %	78-125	"	"	"	"	"	"
<i>Surrogate: 4-Bromofluorobenzene</i>	104 %	77-127	"	"	"	"	"	"



2470 Impala Drive
 Carlsbad, CA 92010
 760-804-9678 Phone
 760-804-9159 Fax

TRC Environmental - MI
 1540 Eisenhower Place
 Ann Arbor, MI 48108

Project: TRC020112-11
 Project Number: 004308 / Tecumseh
 Project Manager: Ms. Stacy Metz

Reported:
 10-Feb-12 11:42

Volatile Organic Compounds by EPA TO-15

H&P Mobile Geochemistry, Inc.

Analyte	Result	Reporting Limit	Units	Dilution Factor	Batch	Prepared	Analyzed	Method	Notes
---------	--------	-----------------	-------	-----------------	-------	----------	----------	--------	-------

SG-11 (E202005-05) Vapor Sampled: 30-Jan-12 Received: 01-Feb-12

1,1-Difluoroethane (LCC)	ND	3600	ppbv	1	EB20603	06-Feb-12	06-Feb-12	EPA TO-15	
Vinyl chloride	ND	1.0	"	"	"	"	"	"	
1,1-Dichloroethene	ND	1.0	"	"	"	"	"	"	
trans-1,2-Dichloroethene	ND	2.0	"	"	"	"	"	"	
1,1-Dichloroethane	ND	1.0	"	"	"	"	"	"	
cis-1,2-Dichloroethene	ND	1.0	"	"	"	"	"	"	
1,1,1-Trichloroethane	ND	1.0	"	"	"	"	"	"	
1,2-Dichloroethane (EDC)	ND	1.0	"	"	"	"	"	"	
Trichloroethene	ND	1.0	"	"	"	"	"	"	
Tetrachloroethene	ND	1.0	"	"	"	"	"	"	

Surrogate: 1,2-Dichloroethane-d4

101 % 76-134

"

"

"

"

Surrogate: Toluene-d8

98.3 % 78-125

"

"

"

"

Surrogate: 4-Bromofluorobenzene

102 % 77-127

"

"

"

"

SG-13 (E202005-06) Vapor Sampled: 30-Jan-12 Received: 01-Feb-12

1,1-Difluoroethane (LCC)	ND	3600	ppbv	1	EB20603	06-Feb-12	06-Feb-12	EPA TO-15	
Vinyl chloride	ND	1.0	"	"	"	"	"	"	
1,1-Dichloroethene	ND	1.0	"	"	"	"	"	"	
trans-1,2-Dichloroethene	ND	2.0	"	"	"	"	"	"	
1,1-Dichloroethane	ND	1.0	"	"	"	"	"	"	
cis-1,2-Dichloroethene	ND	1.0	"	"	"	"	"	"	
1,1,1-Trichloroethane	ND	1.0	"	"	"	"	"	"	
1,2-Dichloroethane (EDC)	ND	1.0	"	"	"	"	"	"	
Trichloroethene	ND	1.0	"	"	"	"	"	"	
Tetrachloroethene	ND	1.0	"	"	"	"	"	"	

Surrogate: 1,2-Dichloroethane-d4

104 % 76-134

"

"

"

"

Surrogate: Toluene-d8

101 % 78-125

"

"

"

"

Surrogate: 4-Bromofluorobenzene

104 % 77-127

"

"

"

"



2470 Impala Drive
 Carlsbad, CA 92010
 760-804-9678 Phone
 760-804-9159 Fax

TRC Environmental - MI
 1540 Eisenhower Place
 Ann Arbor, MI 48108

Project: TRC020112-11
 Project Number: 004308 / Tecumseh
 Project Manager: Ms. Stacy Metz

Reported:
 10-Feb-12 11:42

Volatile Organic Compounds by EPA TO-15

H&P Mobile Geochemistry, Inc.

Analyte	Result	Reporting Limit	Units	Dilution Factor	Batch	Prepared	Analyzed	Method	Notes
SG-02 (E202005-07) Vapor Sampled: 30-Jan-12 Received: 01-Feb-12									
1,1-Difluoroethane (LCC)	4100	3600	ppbv	10	EB20603	06-Feb-12	06-Feb-12	EPA TO-15	
Vinyl chloride	ND	1.0	"	1	"	"	07-Feb-12	"	
1,1-Dichloroethene	2.1	1.0	"	"	"	"	"	"	
trans-1,2-Dichloroethene	ND	2.0	"	"	"	"	"	"	
1,1-Dichloroethane	ND	1.0	"	"	"	"	"	"	
cis-1,2-Dichloroethene	ND	1.0	"	"	"	"	"	"	
1,1,1-Trichloroethane	8.6	1.0	"	"	"	"	"	"	
1,2-Dichloroethane (EDC)	ND	1.0	"	"	"	"	"	"	
Trichloroethene	2.3	1.0	"	"	"	"	"	"	
Tetrachloroethene	ND	1.0	"	"	"	"	"	"	

<i>Surrogate: 1,2-Dichloroethane-d4</i>	<i>111 %</i>	<i>76-134</i>	<i>"</i>	<i>"</i>	<i>"</i>	<i>"</i>	<i>"</i>	<i>"</i>
<i>Surrogate: Toluene-d8</i>	<i>101 %</i>	<i>78-125</i>	<i>"</i>	<i>"</i>	<i>"</i>	<i>"</i>	<i>"</i>	<i>"</i>
<i>Surrogate: 4-Bromofluorobenzene</i>	<i>102 %</i>	<i>77-127</i>	<i>"</i>	<i>"</i>	<i>"</i>	<i>"</i>	<i>"</i>	<i>"</i>

SG-04 (E202005-08) Vapor Sampled: 30-Jan-12 Received: 01-Feb-12									
1,1-Difluoroethane (LCC)	ND	3600	ppbv	1	EB20603	06-Feb-12	06-Feb-12	EPA TO-15	
Vinyl chloride	ND	1.0	"	"	"	"	"	"	
1,1-Dichloroethene	ND	1.0	"	"	"	"	"	"	
trans-1,2-Dichloroethene	ND	2.0	"	"	"	"	"	"	
1,1-Dichloroethane	ND	1.0	"	"	"	"	"	"	
cis-1,2-Dichloroethene	ND	1.0	"	"	"	"	"	"	
1,1,1-Trichloroethane	ND	1.0	"	"	"	"	"	"	
1,2-Dichloroethane (EDC)	ND	1.0	"	"	"	"	"	"	
Trichloroethene	ND	1.0	"	"	"	"	"	"	
Tetrachloroethene	ND	1.0	"	"	"	"	"	"	

<i>Surrogate: 1,2-Dichloroethane-d4</i>	<i>101 %</i>	<i>76-134</i>	<i>"</i>	<i>"</i>	<i>"</i>	<i>"</i>	<i>"</i>	<i>"</i>
<i>Surrogate: Toluene-d8</i>	<i>100 %</i>	<i>78-125</i>	<i>"</i>	<i>"</i>	<i>"</i>	<i>"</i>	<i>"</i>	<i>"</i>
<i>Surrogate: 4-Bromofluorobenzene</i>	<i>100 %</i>	<i>77-127</i>	<i>"</i>	<i>"</i>	<i>"</i>	<i>"</i>	<i>"</i>	<i>"</i>



2470 Impala Drive
 Carlsbad, CA 92010
 760-804-9678 Phone
 760-804-9159 Fax

TRC Environmental - MI
 1540 Eisenhower Place
 Ann Arbor, MI 48108

Project: TRC020112-11
 Project Number: 004308 / Tecumseh
 Project Manager: Ms. Stacy Metz

Reported:
 10-Feb-12 11:42

Volatile Organic Compounds by EPA TO-15

H&P Mobile Geochemistry, Inc.

Analyte	Result	Reporting Limit	Units	Dilution Factor	Batch	Prepared	Analyzed	Method	Notes
SG-08 (E202005-09) Vapor Sampled: 30-Jan-12 Received: 01-Feb-12									
1,1-Difluoroethane (LCC)	ND	3600	ppbv	1	EB20603	06-Feb-12	06-Feb-12	EPA TO-15	
Vinyl chloride	ND	1.0	"	"	"	"	"	"	
1,1-Dichloroethene	ND	1.0	"	"	"	"	"	"	
trans-1,2-Dichloroethene	ND	2.0	"	"	"	"	"	"	
1,1-Dichloroethane	ND	1.0	"	"	"	"	"	"	
cis-1,2-Dichloroethene	ND	1.0	"	"	"	"	"	"	
1,1,1-Trichloroethane	ND	1.0	"	"	"	"	"	"	
1,2-Dichloroethane (EDC)	ND	1.0	"	"	"	"	"	"	
Trichloroethene	ND	1.0	"	"	"	"	"	"	
Tetrachloroethene	ND	1.0	"	"	"	"	"	"	

Surrogate: 1,2-Dichloroethane-d4 104 % 76-134 " " " "

Surrogate: Toluene-d8 101 % 78-125 " " " "

Surrogate: 4-Bromofluorobenzene 103 % 77-127 " " " "

SG-09 (E202005-10) Vapor Sampled: 30-Jan-12 Received: 01-Feb-12									
1,1-Difluoroethane (LCC)	ND	3600	ppbv	1	EB20603	06-Feb-12	06-Feb-12	EPA TO-15	
Vinyl chloride	ND	1.0	"	"	"	"	"	"	
1,1-Dichloroethene	ND	1.0	"	"	"	"	"	"	
trans-1,2-Dichloroethene	ND	2.0	"	"	"	"	"	"	
1,1-Dichloroethane	ND	1.0	"	"	"	"	"	"	
cis-1,2-Dichloroethene	ND	1.0	"	"	"	"	"	"	
1,1,1-Trichloroethane	7.2	1.0	"	"	"	"	"	"	
1,2-Dichloroethane (EDC)	ND	1.0	"	"	"	"	"	"	
Trichloroethene	1.3	1.0	"	"	"	"	"	"	
Tetrachloroethene	ND	1.0	"	"	"	"	"	"	

Surrogate: 1,2-Dichloroethane-d4 106 % 76-134 " " " "

Surrogate: Toluene-d8 101 % 78-125 " " " "

Surrogate: 4-Bromofluorobenzene 103 % 77-127 " " " "



2470 Impala Drive
 Carlsbad, CA 92010
 760-804-9678 Phone
 760-804-9159 Fax

TRC Environmental - MI
 1540 Eisenhower Place
 Ann Arbor, MI 48108

Project: TRC020112-11
 Project Number: 004308 / Tecumseh
 Project Manager: Ms. Stacy Metz

Reported:
 10-Feb-12 11:42

Volatile Organic Compounds by EPA TO-15

H&P Mobile Geochemistry, Inc.

Analyte	Result	Reporting Limit	Units	Dilution Factor	Batch	Prepared	Analyzed	Method	Notes
SG-06 (E202005-11) Vapor Sampled: 30-Jan-12 Received: 01-Feb-12									
1,1-Difluoroethane (LCC)	12000	3600	ppbv	2	EB20603	06-Feb-12	07-Feb-12	EPA TO-15	E
Vinyl chloride	ND	1.0	"	1	"	"	"	"	
1,1-Dichloroethene	ND	1.0	"	"	"	"	"	"	
trans-1,2-Dichloroethene	ND	2.0	"	"	"	"	"	"	
1,1-Dichloroethane	1.4	1.0	"	"	"	"	"	"	
cis-1,2-Dichloroethene	5.4	1.0	"	"	"	"	"	"	
1,1,1-Trichloroethane	1.3	1.0	"	"	"	"	"	"	
1,2-Dichloroethane (EDC)	ND	1.0	"	"	"	"	"	"	
Trichloroethene	9.7	1.0	"	"	"	"	"	"	
Tetrachloroethene	ND	1.0	"	"	"	"	"	"	

<i>Surrogate: 1,2-Dichloroethane-d4</i>	106 %	76-134	"	"	"	"	"	"
<i>Surrogate: Toluene-d8</i>	100 %	78-125	"	"	"	"	"	"
<i>Surrogate: 4-Bromofluorobenzene</i>	103 %	77-127	"	"	"	"	"	"

DUP-01 (E202005-12) Vapor Sampled: 30-Jan-12 Received: 01-Feb-12

1,1-Difluoroethane (LCC)	ND	3600	ppbv	4	EB20603	06-Feb-12	07-Feb-12	EPA TO-15	
Vinyl chloride	ND	4.0	"	"	"	"	"	"	
1,1-Dichloroethene	9.3	4.0	"	"	"	"	"	"	
trans-1,2-Dichloroethene	ND	8.0	"	"	"	"	"	"	
1,1-Dichloroethane	15	4.0	"	"	"	"	"	"	
cis-1,2-Dichloroethene	26	4.0	"	"	"	"	"	"	
1,1,1-Trichloroethane	920	4.0	"	"	"	"	"	"	
1,2-Dichloroethane (EDC)	ND	4.0	"	"	"	"	"	"	
Trichloroethene	1000	4.0	"	"	"	"	"	"	
Tetrachloroethene	4.0	4.0	"	"	"	"	"	"	

<i>Surrogate: 1,2-Dichloroethane-d4</i>	110 %	76-134	"	"	"	"	"	"
<i>Surrogate: Toluene-d8</i>	101 %	78-125	"	"	"	"	"	"
<i>Surrogate: 4-Bromofluorobenzene</i>	97.9 %	77-127	"	"	"	"	"	"



2470 Impala Drive
 Carlsbad, CA 92010
 760-804-9678 Phone
 760-804-9159 Fax

TRC Environmental - MI 1540 Eisenhower Place Ann Arbor, MI 48108	Project: TRC020112-11 Project Number: 004308 / Tecumseh Project Manager: Ms. Stacy Metz	Reported: 10-Feb-12 11:42
--	---	------------------------------

Volatile Organic Compounds by EPA TO-15 - Quality Control
H&P Mobile Geochemistry, Inc.

Analyte	Result	Reporting Limit	Units	Spike Level	Source Result	%REC	%REC Limits	RPD	RPD Limit	Notes
---------	--------	-----------------	-------	-------------	---------------	------	-------------	-----	-----------	-------

Batch EB20603 - TO-15

Blank (EB20603-BLK1)

Prepared & Analyzed: 06-Feb-12

1,1-Difluoroethane (LCC)	ND	3600	ppbv							
Vinyl chloride	ND	1.0	"							
1,1-Dichloroethene	ND	1.0	"							
trans-1,2-Dichloroethene	ND	2.0	"							
1,1-Dichloroethane	ND	1.0	"							
cis-1,2-Dichloroethene	ND	1.0	"							
1,1,1-Trichloroethane	ND	1.0	"							
1,2-Dichloroethane (EDC)	ND	1.0	"							
Trichloroethene	ND	1.0	"							
Tetrachloroethene	ND	1.0	"							

<i>Surrogate: 1,2-Dichloroethane-d4</i>	45.4		"	50.2		90.5	76-134			
<i>Surrogate: Toluene-d8</i>	49.9		"	49.8		100	78-125			
<i>Surrogate: 4-Bromofluorobenzene</i>	51.3		"	50.2		102	77-127			

LCS (EB20603-BS1)

Prepared & Analyzed: 06-Feb-12

Vinyl chloride	19	1.0	ppbv	20.2		93.8	65-135			
1,1-Dichloroethene	16	1.0	"	20.1		81.8	65-135			
trans-1,2-Dichloroethene	17	2.0	"	20.1		85.5	65-135			
1,1-Dichloroethane	18	1.0	"	20.1		88.3	65-135			
cis-1,2-Dichloroethene	18	1.0	"	19.9		89.0	65-135			
1,1,1-Trichloroethane	17	1.0	"	20.2		85.6	65-135			
1,2-Dichloroethane (EDC)	17	1.0	"	20.1		84.2	65-135			
Trichloroethene	18	1.0	"	20.1		88.4	65-135			
Tetrachloroethene	18	1.0	"	20.1		89.2	65-135			

<i>Surrogate: 1,2-Dichloroethane-d4</i>	47.6		"	50.2		94.9	76-134			
<i>Surrogate: Toluene-d8</i>	49.7		"	49.8		99.7	78-125			
<i>Surrogate: 4-Bromofluorobenzene</i>	53.2		"	50.2		106	77-127			



2470 Impala Drive
 Carlsbad, CA 92010
 760-804-9678 Phone
 760-804-9159 Fax

TRC Environmental - MI
 1540 Eisenhower Place
 Ann Arbor, MI 48108

Project: TRC020112-11
 Project Number: 004308 / Tecumseh
 Project Manager: Ms. Stacy Metz

Reported:
 10-Feb-12 11:42

Volatile Organic Compounds by EPA TO-15 - Quality Control

H&P Mobile Geochemistry, Inc.

Analyte	Result	Reporting Limit	Units	Spike Level	Source Result	%REC	%REC Limits	RPD	RPD Limit	Notes
---------	--------	-----------------	-------	-------------	---------------	------	-------------	-----	-----------	-------

Batch EB20603 - TO-15

LCS Dup (EB20603-BSD1)

Prepared & Analyzed: 06-Feb-12

Vinyl chloride	19	1.0	ppbv	20.2		92.9	65-135	0.901	35	
1,1-Dichloroethene	18	1.0	"	20.1		88.1	65-135	7.39	35	
trans-1,2-Dichloroethene	17	2.0	"	20.1		85.2	65-135	0.350	35	
1,1-Dichloroethane	18	1.0	"	20.1		88.0	65-135	0.339	35	
cis-1,2-Dichloroethene	18	1.0	"	19.9		89.1	65-135	0.113	35	
1,1,1-Trichloroethane	18	1.0	"	20.2		86.8	65-135	1.38	35	
1,2-Dichloroethane (EDC)	17	1.0	"	20.1		84.3	65-135	0.177	35	
Trichloroethene	18	1.0	"	20.1		89.2	65-135	0.952	35	
Tetrachloroethene	18	1.0	"	20.1		91.3	65-135	2.31	35	
<i>Surrogate: 1,2-Dichloroethane-d4</i>	46.8		"	50.2		93.2	76-134			
<i>Surrogate: Toluene-d8</i>	49.6		"	49.8		99.6	78-125			
<i>Surrogate: 4-Bromofluorobenzene</i>	53.5		"	50.2		107	77-127			



2470 Impala Drive
Carlsbad, CA 92010
760-804-9678 Phone
760-804-9159 Fax

TRC Environmental - MI
1540 Eisenhower Place
Ann Arbor, MI 48108

Project: TRC020112-11
Project Number: 004308 / Tecumseh
Project Manager: Ms. Stacy Metz

Reported:
10-Feb-12 11:42

Notes and Definitions

- E The concentration indicated for this analyte is an estimated value above the calibration range of the instrument. This value is considered an estimate (CLP E-flag).
- DET Analyte DETECTED
- ND Analyte NOT DETECTED at or above the reporting limit
- NR Not Reported
- dry Sample results reported on a dry weight basis
- RPD Relative Percent Difference



2470 Impala Drive
Carlsbad, CA 92010
760-804-9678 Phone
760-804-9159 Fax

TRC Environmental - MI
1540 Eisenhower Place
Ann Arbor, MI 48108

Project: TRC020112-11
Project Number: 004308 / Tecumseh
Project Manager: Ms. Stacy Metz

Reported:
10-Feb-12 11:42

Appendix

H&P Mobile Geochemistry, Inc. is approved as an Environmental Laboratory in conformance with the Environmental Laboratory Accreditation Program (CA) for the category of Volatile and Semi-Volatile Organic Chemistry of Hazardous Waste for the following methods:

Certificate# 2741, 2743, 2579, 2754 & 2740 approved for EPA 8260 and LUFT GC/MS
Certificate# 2742, 2745, & 2741 approved for LUFT
Certificate# 2745 & 2742 approved for EPA 418.1

H&P Mobile Geochemistry, Inc. is approved as an Environmental Laboratory in conformance with the National Environmental Accreditation Conference Standards for the category Environmental Analysis Air and Emissions for the following analytes and methods:

1,2,4-Trichlorobenzene by EPA TO-15 & TO-14A
Hexachlorobutadiene by EPA TO-15 & TO-14A
1,2,4-Trimethylbenzene by EPA TO-14A
1,2-Dichlorobenzene by EPA TO-15 & TO-14A
1,3,5-Trimethylbenzene by EPA TO-14A
1,4-Dichlorobenzene by EPA TO-15 & TO-14A
Benzene by EPA TO-15 & TO-14A
Chlorobenzene by EPA TO-15 & TO-14A
Ethyl benzene by EPA TO-15 & TO-14A
Styrene by EPA TO-15 & TO-14A
Toluene by EPA TO-15 & TO-14A
Total Xylenes by EPA TO-15 & TO-14A
1,1,1-Trichloroethane by EPA TO-15 & TO-14A
1,1,2,2-Tetrachloroethane by EPA TO-15 & TO-14A
1,1,2-Trichloroethane by EPA TO-15 & TO-14A
1,1-Dichloroethane by EPA TO-15 & TO-14A
1,1-Dichloroethene by EPA TO-15 & TO-14A
1,2-Dichloroethane by EPA TO-15 & TO-14A
1,2-Dichloropropane by EPA TO-15 & TO-14A
Bromoform by EPA TO-15
Bromomethane by EPA TO-15 & TO-14A
Carbon tetrachloride by EPA TO-15 & TO-14A
Chloroethane by EPA TO-15
Chloroform by EPA TO-15 & TO-14A
Chloromethane by EPA TO-15 & TO-14A
cis-1,2-Dichloroethene by EPA TO-15
cis-1,2-Dichloropropene by EPA TO-15 & TO-14A
Methylene chloride by EPA TO-15 & TO-14A
Tetrachloroethane by EPA TO-15 & TO-14A
trans-1,2-Dichloroethene by EPA TO-15
trans-1,2-Dichloropropene by EPA TO-15 & TO-14A
Trichloroethene by EPA TO-15 & TO-14A
Vinyl chloride by EPA TO-15 & TO-14A
2-Butanone by EPA TO-15
4-Methyl-2-Pentanone by EPA TO-15
Hexane by EPA TO-15
Methyl tert-butyl ether by EPA TO-15
Vinyl acetate by EPA TO-15

This certification applies to samples analyzed in summa canisters.

Chain of Custody Record



2470 Impala Dr., Carlsbad, CA 92010 • ph 760.804.9678 • fax 760.804.9159
 1855 Coronado Ave., Signal Hill, CA 90755 • ph 800.834.9888

Date: _____
 H&P Project # TRC 20112-11
 Outside Lab: _____

Client: TRC ENVIRONMENTAL Collector: JAMIE HOFFMAN Page: 1 of 2
 Address: 1540 EISENHOWER PLACE Client Project # 004308 Project Contact: STEVE METZ
ANN ARBOR, MI 48108 Location: TECUMSEH
 Email: smetz@trcsolutions.com Phone: 734.971.7080 Fax: 934.971.9022 Turn around time: DUE BY 2/8/12

GeoTracker EDF: Yes No LEVEL IV - YES
 Global ID: (SP)
 Excel EDD: Yes No H&P WO# E202005

Sample Receipt
 Intact: Yes No
 Seal Intact: Yes No N/A
 Cold: Yes No N/A
 Temperature: RT

Special Instructions: Please provide results in ppbv *LOW RL=1L
Shot List: PCE, TCE, 1,1-DCE, cis-DCE, trans-DCE, vinyl chloride, 1,1,1-TCA, 1,1-DCA, 1,2-DCA
FederTrack # 7931 7252 9300 - Box 1
Lab Work Order # 36787 7931 7252 9170 - Box 2
TRC PO (SP)

8260B Full List	<input type="checkbox"/> BTEX/OXY	<input type="checkbox"/> TPH gas	8260B	<input type="checkbox"/> g	<input type="checkbox"/> ext	VOC's: Full List	<input type="checkbox"/> 8260B	<input type="checkbox"/> TO-15	VOC's: <u>Short List</u> <input checked="" type="checkbox"/> TSC <input type="checkbox"/> 8260B <input checked="" type="checkbox"/> TO-15	VOC's: SAM, 8260B	<input type="checkbox"/> SAM A	<input type="checkbox"/> SAM B	Naphthalene	<input type="checkbox"/> 8260B	<input type="checkbox"/> TO-15	Oxygenates	<input type="checkbox"/> 8260B	<input type="checkbox"/> TO-15	TPHv gas	<input type="checkbox"/> 8260B	<input type="checkbox"/> TO-15	Ketones	<input type="checkbox"/> 8260B	<input type="checkbox"/> TO-15	Other	<input type="checkbox"/> 8260B	<input type="checkbox"/> TO-15	Leak Check Compound	<input checked="" type="checkbox"/> 1 DFA <input type="checkbox"/> OTHER	Methane	Fixed Gases	<input type="checkbox"/> CO ₂	<input type="checkbox"/> O ₂	<input type="checkbox"/> N ₂	CAN#	VAC#
-----------------	-----------------------------------	----------------------------------	-------	----------------------------	------------------------------	------------------	--------------------------------	--------------------------------	---	-------------------	--------------------------------	--------------------------------	-------------	--------------------------------	--------------------------------	------------	--------------------------------	--------------------------------	----------	--------------------------------	--------------------------------	---------	--------------------------------	--------------------------------	-------	--------------------------------	--------------------------------	---------------------	--	---------	-------------	--	---	---	------	------

Sample Name	Field Point Name	Purge Vol	Time	Date	Sample Type	Container Type	Total # of containers
SG-01			0845	1.30.12	AIR	SUMMA	1
SG-16			0920				1
SG-07			0933				1
SG-10			1002				1
SG-11			1011				1
SG-13			1044				1
SG-02			1129				1
SG-04			1202				1
SG-08			1223				1
SG-09			1237				1

SOIL/GW								SOIL VAPOR/AIR ANALYSIS																														
								X										X																				185.8
								X											X																			114.1.1
								X											X																			311.1
								X											X																			421.5
								X											X																			198.1.3
								X											X																			401.1.1
								X											X																			398.7
								X											X																			420.5
								X											X																			194.8
								X											X																			408.1.4

Relinquished by: (Signature) Jamie Hoff (company) TRC Received by: (Signature) _____ (company) _____ Date: 1.30.12 Time: 1630
 Relinquished by: (Signature) _____ (company) _____ Received by: (Signature) Steve Metz (company) H&P Date: 2/1/12 Time: 1355
 Relinquished by: (Signature) _____ (company) _____ Received by: (Signature) _____ (company) _____ Date: _____ Time: _____

*Signature constitutes authorization to proceed with analysis and acceptance of condition on back. Sample disposal instruction: Disposal Return to client Pickup

Chain of Custody Record



Mobile Geochemistry Inc.

2470 Impala Dr., Carlsbad, CA 92010 • ph 760.804.9678 • fax 760.804.9159
 1855 Coronado Ave., Signal Hill, CA 90755 • ph 800.834.9888

Date: _____
 H&P Project # TRC 020112-11
 Outside Lab: _____

Client: TRC ENVIRONMENTAL Collector: JAMIE HOFFMAN Page: 2 of 2
 Address: 1540 EISENHOWER PLACE Client Project # 004308 Project Contact: STACY METZ
ANN ARBOR, MI 48108 Location: TECUMSEH
 Email: smutz@trcsolutions.com Phone: 734.971.7080 Fax: 734.971.9022 Turn around time: DUE BY 2/8/12 ^(ST)

GeoTracker EDF: Yes No LEVEL IV - YES ✓
 Global ID: _____
 Excel EDD: Yes No #P WD# E202005
 Sample Receipt
 Intact: Yes No
 Seal Intact: Yes No N/A
 Cold: Yes No N/A
 Temperature: RT

Special Instructions: Please provide results in ppbv *LOW RES, IL summary CS?
 Short list: PCE, TCE, 1,1-DCE, cis-DCE, trans-DCE, vinyl chloride, 1,1,1-TCA, 1,1-DCA, 1,2-DCA
 TRC PO Lab Work Order # 36787 # tracer 1,1-DFA

8260B Full List	<input type="checkbox"/> BTEX/OXY	<input type="checkbox"/> TPH gas																		
8260B	<input type="checkbox"/> g	<input type="checkbox"/> d	<input type="checkbox"/> ext																	
8015M TPH																				
418.1 TRPH																				
VOC's: Full List	<input type="checkbox"/> 8260B	<input type="checkbox"/> TO-15																		
VOC's: Short List/DISC	<input type="checkbox"/> 8260B	<input checked="" type="checkbox"/> TO-15																		
VOC's: SAM, 8260B	<input type="checkbox"/> SAM A	<input type="checkbox"/> SAM B																		
Naphthalene	<input type="checkbox"/> 8260B	<input type="checkbox"/> TO-15																		
Oxygenates	<input type="checkbox"/> 8260B	<input type="checkbox"/> TO-15																		
TPHV gas	<input type="checkbox"/> 8260B	<input type="checkbox"/> TO-15																		
Ketones	<input type="checkbox"/> 8260B	<input type="checkbox"/> TO-15																		
Other	<input type="checkbox"/> 8260B	<input type="checkbox"/> TO-15																		
Leak Check Compound	<input checked="" type="checkbox"/> 1,1-DFA	<input type="checkbox"/> OTHER																		
Methane																				
Fixed Gases	<input type="checkbox"/> CO2	<input type="checkbox"/> O2	<input type="checkbox"/> N2																	
CAN#		VAC#																		

Sample Name	Field Point Name	Purge Vol	Time	Date	Sample Type	Container Type	Total # of containers
SG-02			1300	1.30.12	AIR	SUMMA	1
DUP-01			1200	1.30.12	↓	↓	1

SOIL/GW		SOIL VAPOR/AIR ANALYSIS							
				X				X	413.4
				X				X	440.9

Relinquished by: (Signature) <u>Jamie Hoff</u>	(company) <u>TRC</u>	Received by: (Signature) <u>FEDEX</u>	(company)	Date: <u>1.30.12</u>	Time: <u>1630</u>
Relinquished by: (Signature) <u>Stacy Metz</u>	(company)	Received by: (Signature) <u>smutz</u>	(company) <u>H&P</u>	Date: <u>2/1/12</u>	Time: <u>1355</u>
Relinquished by: (Signature)	(company)	Received by: (Signature)	(company)	Date:	Time:

*Signature constitutes authorization to proceed with analysis and acceptance of condition on back. Sample disposal instruction: Disposal Return to client Pickup

Technical Memorandum

Attachment 3 Data Validation Report

Laboratory Data Validation

January 2012 Soil Gas Sample Event Former Tecumseh Products Company Site Tecumseh, Michigan

Eleven soil gas samples and one field duplicate were collected on January 30, 2012 and analyzed by H&P Mobile Geochemistry, Inc., located in Carlsbad, California. The samples were analyzed for volatile organic compounds using USEPA Method TO-15 following procedures specified in the Quality Assurance Project Plan (QAPP) for the Tecumseh Products Company Site in Tecumseh, Michigan. TRC validated the laboratory data. The following sections summarize the data validation procedure and the results of the validation.

Validation Procedure

The analytical data were validated using the USEPA National Functional Guidelines for Organic Data Review (USEPA, 2008) and the Compendium of Methods for the Determination of Toxic Organic Compounds in Ambient Air (USEPA, 1999). The USEPA National Functional Guidelines for Organic Data Review were written for solid and aqueous samples. Professional judgment was used in applying the guidance to soil gas sample matrix. The data validation included a review of the duplicate and blank results from the laboratory, as well as verification that the sample holding times were met. TRC reviewed additional QC information to check for appropriate matrix performance using the analytical methods specified by the laboratory. The procedures TRC used to evaluate data in general included the following items:

- n Checked technical holding times for analyses
- n Reviewed data for blanks, laboratory duplicates, and laboratory control samples
- n Determined field precision from blind field duplicate data
- n Assessed the usability of the data

The data validation report addresses the following items:

- n Usability of the data if QC results suggest potential problems with all or some of the data
- n Potential sample contamination due to blank contributions
- n Actions regarding specific QC criteria exceedences

TRC reviewed internal standard areas and retention times, method blanks, field duplicate relative percent differences (RPDs), Laboratory Control Sample (LCS) recoveries and RPDs, and holding times. In addition, the 24-hour calibration clock was checked for each sample.

Findings

The data quality objectives and laboratory completeness goals for the project were met, and the data are usable. The procedures specified in the methods were implemented, and the data packages were found to contain all of the deliverables necessary for validation of the analytical data. The discussion that follows describes the QA/QC results and evaluation.

- n The laboratory met the technical holding time of 14 days.
- n Internal standard areas and retention times were reviewed and found to be within acceptable QC limits according to the USEPA National Functional Guidelines for Organic Data Review (USEPA, 2008). In addition, the 24-hour calibration clock was not exceeded for any sample.
- n Surrogate recoveries met QC limits.
- n Contaminants were not detected in the method blank.
- n The laboratory performed an LCS and LCSD. All recoveries and RPDs were within the laboratory control limits.
- n Laboratory duplicates were not performed. One field duplicate sample was collected. Dup-01 corresponded with soil sample SG-01. Five analytes were detected in both samples: 1,1-dichloroethene, cis-1,2-dichloroethene, 1,1,1-trichloroethane, trichloroethene, and 1,1-dichloroethane. Calculated RPDs for all compounds ranged from 35 to 42%. Flags were not assigned to any of these analytes because RPDs were within acceptable ranges. Tetrachloroethene was detected at DUP-01 at 4 ug/L, but it was not detected in SG-01. The reporting limit was 4 ug/L. Because the detection in DUP-01 was equal to the reporting limit, no flags were assigned.
- n Concentrations of the tracer 1,1-difluorethane were less than 0.1-percent by volume at all locations.

Prepared by: Jennifer Meek

Reviewed by: Terry Hertz

Appendix B
Summary of First Quarter 2012
Groundwater Monitoring Event

Technical Memorandum

To: Jason Smith, Tecumseh Products Company

From: Stacy Metz and Graham Crockford, TRC

Subject: First Quarter 2012 Groundwater Monitoring Event
RCRA 3008(h) Consent Order (RCRA-05-2010-0012) - Tecumseh Products Company

Date: April 4, 2012

cc: Roger Jackson, Tecumseh Products Company
Douglas McClure, Conlin, McKenney and Philbrick, PC

Project No.: 004304.0001

Tecumseh Products Company (TPC) retained TRC Environmental Corporation (TRC), formerly RMT, Inc. (RMT), to investigate soil and groundwater conditions at the former TPC site located in Tecumseh, Michigan. TRC has been assisting TPC with investigative activities in accordance with the RCRA Administrative Order on Consent (RCRA 05-2010-0012) for the site.

These investigation activities included the installation of 44 groundwater monitoring wells. Quarterly groundwater monitoring was initiated in December 2009. Quarterly sampling activities are conducted in accordance with the Quality Assurance Project Plan (QAPP) which was submitted to the United States Environmental Protection Agency (USEPA) for review in August 2010 and the Quarterly Sampling Plan described below. Quarterly monitoring was implemented to determine the nature and extent of volatile organic compounds (VOCs) in groundwater that exceed Michigan Part 201 cleanup criteria and USEPA approved groundwater screening levels for vapor intrusion, and to determine the stability of VOC concentrations in groundwater over time.

Summary of the Quarterly Sampling Plan

The sampling plan is summarized below:

- n Quarterly Monitoring
 - Collect static groundwater measurements at each of the groundwater monitoring wells. Note that monitoring well MW-09s was excavated during the installation of the permeable reactive barrier (PRB) in May 2011, and is no longer part of the monitoring program. Since that time, static water levels at monitoring wells PRB-01s and PRB-02s, which are part of the PRB monitoring network, have been collected in conjunction with regular quarterly

Technical Memorandum

monitoring to help define groundwater elevations and flow direction along the eastern perimeter of the site.

- Collect static water levels at each of the two gauge point locations on the River Raisin.
 - Use low-flow sampling techniques to collect groundwater samples at all groundwater monitoring well locations, except at monitoring wells MW-08s, MW-10d, and MW-16s. The following field parameters are measured during groundwater sample collection: pH, specific conductivity, redox potential, dissolved oxygen, turbidity and temperature. Groundwater samples are submitted to the analytical laboratory for VOCs analysis.
 - Collect a surface water sample from the wetland area for VOCs analysis.
- n Semi-Annual Monitoring (conducted during the second and fourth quarters)
- Conduct all quarterly monitoring as described above.
 - At a subset of the groundwater monitoring wells (MW-01s, MW-03s, MW-04s, MW-06s, MW-10s, MW-14d, MW-17s, MW-18s, MW-19s, MW-19d, MW-21, MW-23, MW-24s, MW-24d, MW-27s, MW-27d, MW-32s, MW-33s, and MW-34s) collect samples for analysis of monitored natural attenuation (MNA) parameters: chloride, nitrate, sulfate and ferrous iron.
 - Previous semi-annual monitoring included the collection of drinking water samples from private wells identified in and around the area of VOC-affected groundwater for VOCs analysis. A groundwater use ordinance, restricting the use of private wells within the area of VOC-affected groundwater was passed by the City of Tecumseh during the second quarter of 2011. These wells were decommissioned in December 2011 and are no longer part of the monitoring program; properties not previously connected to municipal water were connected prior to well decommissioning in November 2011.

This sampling plan was developed to determine the stability of VOC concentrations in groundwater. As such, sampling activities are conducted in accordance with the QAPP which was submitted to the USEPA for review in August 2010, and VOC data are evaluated based on level 4 data quality objectives. Once the stability of chlorinated VOCs in groundwater has been assessed using appropriate statistical methods, the sampling plan (e.g. sample locations, frequency, and data quality objectives) may be modified to reflect changing project objectives.

Summary of Field Activities

TRC conducted the first quarter sampling activities between January 3, 2012 and January 10, 2012 in accordance with the sampling plan described above. Samples were analyzed by TriMatrix Laboratories, Inc. (TriMatrix). Sample locations are shown on Figure 1. Static water elevations are provided in Table 1. Field-collected data (pH, specific conductivity, redox potential, dissolved oxygen, turbidity and temperature) are provided in Table 2. Laboratory analytical data are provided in Attachment 1 (First Quarter 2012 Analytical Data), and a summary of detected VOCs is included as Table 3.

Technical Memorandum

Evaluation of Groundwater Chemical Data

Water chemistry data are summarized in Tables 2 and 3. The constituents of concern at the site are chlorinated VOCs (CVOCs), specifically trichloroethene (TCE), 1,1,1-trichloroethane (TCA) and their breakdown products (cis-1,2-dichloroethene [cis-DCE] and vinyl chloride). The highest concentrations of TCE (>1,000 micrograms per liter [ug/L]) are found in the north at monitoring wells MW-4s and MW-32s and in the south at monitoring well MW-1s and along the eastern site perimeter near the location of abandoned monitoring well MW-9s. The highest concentrations of TCA (>500 ug/L) are found at monitoring wells MW-1s and MW-34s in the south. The highest concentrations of degradation products (>1,000 ug/L) are found downgradient of the northern source area at monitoring wells MW-3s and MW-4s.

CVOC concentrations were compared to Michigan Department of Environmental Quality (MDEQ) Part 201 criteria (Remediation and Redevelopment Division, Operational Memorandum No. 1, January 23, 2006, as amended March 25, 2011) and groundwater screening levels (GWSLs) for vapor intrusion. Figure 2 shows the horizontal extent of VOCs above relevant Part 201 criteria. No new exceedences of Part 201 criteria or non-residential GWSLs were identified. One new exceedence of the residential GWSL for vinyl chloride (5.0 ug/L) was identified at monitoring well MW-20d (6.0 ug/L). Concentrations of vinyl chloride measured previously at monitoring well MW-20d (up to 4.4 ug/L) were near, but not above the residential GWSL.

Concentrations of CVOCs at previously sampled locations are generally consistent with historic data (Table 3). Once a sufficient quantity of data (**typically at least eight sample events**) has been collected at each well, TRC will statistically assess the stability of the CVOCs in groundwater.

Groundwater Flow Rate and Direction

The groundwater elevation data collected in January 2012 were used to construct a groundwater contour map and to determine the direction of groundwater flow and hydraulic gradient within the unconsolidated sand underlying the site (Figure 3). Three years of quarterly water level data (March 2009 through January 2012) have been collected (Table 1), and the depth to groundwater and the direction of groundwater flow are generally consistent during this period. Groundwater flow at the former TPC site and surrounding study area is generally east toward the River Raisin, the nearest body of water, located 1,500 to 2,500 feet east of the site. The River Raisin is the regional discharge feature for groundwater beneath the former TPC site. A mean horizontal hydraulic gradient of 0.001 was measured across the former TPC property. Data from *in situ* hydraulic conductivity tests indicate that the hydraulic conductivity of the unconfined sand and gravel aquifer ranges from 0.014 to 0.077 centimeters per second (cm/s), consistent with a sand and gravel aquifer. Assuming a porosity of 0.3, the resultant estimated groundwater velocity ranges from 4.7×10^{-5} to 2.6×10^{-4} cm/s (48 to 265 feet per year).

The vertical hydraulic gradient in the upper sand/gravel aquifer was evaluated at eight of the ten nested well pairs (MW-10s/d, MW-12s/d, MW-19s/d, MW-20s/d, MW-24s/d, MW-27s/d, MW-28s/d, and MW-30s/d). Because water at monitoring well MW-14s is perched with an unsaturated zone

Technical Memorandum

between monitoring well MW-14s and monitoring well MW-14d, the vertical gradient at this nested well pair was not evaluated. At well pair MW-29s/d, the measured depth to water was anomalous when compared to historical data, therefore the vertical gradient at this location was not evaluated for this sample event. At well pairs MW-19s/d, MW-24s/d, and MW-28s/d along the western (upgradient) portion of the site, the measured vertical hydraulic was essentially neutral (ranging from 0.0007 to 0.0024). Northeast of the site the hydraulic gradient varied from downward at well pair MW-12s/d (-0.018) to near neutral at well pair MW-30s/d (0.0021). At well pairs MW-10s/d, MW-20s/d, and MW-27s/d east/southeast (downgradient) of the site, a downward hydraulic gradient ranging from (-0.17 to -0.68) was measured, with the downward hydraulic gradient increasing to the south. This significant vertical downward gradient in the upper sand/gravel aquifer east/southeast of the site is the result of a higher conductivity sand and gravel deposit that underlies the sand deposit and a significant change in surface topography.

The surface topography drops steeply downgradient of the site from an approximate elevation of 780 feet above mean sea level (ft MSL) to an approximate elevation of 750 ft MSL in the wetland area adjacent to the River Raisin. East of the site, in proximity to the change in surface elevation, the horizontal hydraulic gradient increases (Figure 3). East/southeast of the site, the presence of discontinuous gravel and/or sand with gravel units that are more conductive than the bulk of the sand aquifer facilitates the decrease in static water elevation. Vertical groundwater movement is impeded by the continuous clay layer underlying the gravel deposit.

VOCs in Wetland Surface Water

Water chemistry data for the wetland sample (WL-01) collected in January 2012 can be found in Attachment 1. No VOCs were detected at sample location WL-01.

Data Quality Assurance

Field Data

Field data were reviewed in accordance with the QAPP. TRC field personnel collected water levels and water quality data (pH, specific conductivity, redox potential, dissolved oxygen, turbidity and temperature) consistent with the quarterly sampling plan described above. A review field data found the following abnormalities:

- Depth to water measurements at two locations, monitoring wells MW-29s and MW-32 were anomalous when compared to historical data. These data were noted as anomalous in Table 1, and were not used to develop the groundwater contour map (Figure 3) or to calculate vertical gradient.

The data quality objectives for the field data were met, and, with the exception of the two depth to water measurements noted above, the data are usable.

Technical Memorandum

Laboratory Data

Forty-four water samples, including 3 duplicates, were collected by TRC between October 4, 2011 and October 10, 2011. Samples were analyzed by TriMatrix Laboratories, located in Grand Rapids, Michigan for VOCs by USEPA Method 8260B following protocols specified in the QAPP. TRC performed data validation on the VOC laboratory data. Overall, the data quality objectives and laboratory completeness goals for the project were met, and the data are usable. The procedures specified in the methods were implemented, and the data package contained all of the deliverables necessary for validation of the analytical data. The complete laboratory data validation report is included in Attachment 2.

Data validation did identify two potential problems with the analytical VOC data; as described below:

- Iodomethane was detected in the method blanks at a concentration of 4.6 ug/L for quality control (QC) batch 1201202. Iodomethane was also detected in four samples associated with that QC batch (MW-11s, MW-12s, MW-13s and MW-17s). The measured concentration in each of the affected samples (4.6 ug/L) was the same as the method blank concentration. Due to high recovery in the method blank, a “u”-flag was assigned, indicating iodomethane was **not** detected at these locations.
- Headspace was present in the sample collected at monitoring well MW-33s. Due to the presence of headspace in the sample, “j”/“uj” flags, indicating that the sample results are approximate were assigned to all VOC-data.

Although the MW-33s data is estimated, these data and all other water chemistry data collected during the first quarter 2012 sample event are usable.

Technical Memorandum

Tables

Table 1
Groundwater and Surface Water Elevations
Former Tecumseh Products Company Site
Tecumseh, Michigan
First Quarter 2012

Well Location	Top of Well Casing (ft MSL)	Measurement Date	Depth to Groundwater (ft BTOC)	Groundwater Elevation (ft MSL)
MW-01s	796.53	3/16/2009	16.13	780.40
		4/20/2009	15.95	780.58
		6/4/2009	16.14	780.39
		12/7/2009	17.34	779.19
		3/23/2010	17.58	778.95
		5/10/2010	17.40	779.13
		9/2/2010	17.55	778.98
		12/10/2010	18.13	778.40
		2/14/2011	18.45	778.08
		4/25/2011	17.53	779.00
		7/19/2011	16.89	779.64
		10/3/2011	17.30	779.23
1/3/2012	16.70	779.83		
MW-02s	802.14	3/16/2009	21.94	780.20
		4/20/2009	21.60	780.54
		6/4/2009	21.53	780.61
		12/7/2009	22.87	779.27
		3/23/2010	23.27	778.87
		5/10/2010	23.10	779.04
		9/2/2010	23.00	779.14
		12/10/2010	23.64	778.50
		2/14/2011	24.04	778.10
		4/25/2011	23.23	778.91
		7/19/2011	22.48	779.66
		10/3/2011	22.78	779.36
1/3/2012	22.30	779.84		
MW-03s	787.00	3/16/2009	7.63	779.37
		4/20/2009	7.45	779.55
		6/4/2009	7.63	779.37
		12/7/2009	8.57	778.43
		3/23/2010	8.79	778.21
		5/10/2010	8.60	778.40
		9/2/2010	8.70	778.30
		12/10/2010	9.20	777.80
		2/14/2011	9.58	777.42
		4/25/2011	8.71	778.29
		7/19/2011	8.26	778.74
		10/3/2011	8.51	778.49
1/3/2012	8.09	778.91		

Notes:

Survey conducted to feet mean sea level by Midwestern Consultants, Inc. (2009 - 2010)

ft MSL - feet above mean sea level

ft BTOC - feet below top of casing

NI - Not installed at time of measurement

Dry - Insufficient groundwater present for measurement

NM - Not measured

* Measured depth to water is anomalous. Datum was not used.

Table 1
Groundwater and Surface Water Elevations
Former Tecumseh Products Company Site
Tecumseh, Michigan
First Quarter 2012

Well Location	Top of Well Casing (ft MSL)	Measurement Date	Depth to Groundwater (ft BTOC)	Groundwater Elevation (ft MSL)
MW-04s	794.42	3/16/2009	14.64	779.78
		4/20/2009	14.40	780.02
		6/4/2009	14.48	779.94
		12/7/2009	15.65	778.77
		3/23/2010	12.91*	781.51*
		5/10/2010	15.80	778.62
		9/2/2010	15.80	778.62
		12/10/2010	16.40	778.02
		2/14/2011	16.75	777.67
		4/25/2011	15.90	778.52
		7/19/2011	15.26	779.16
		10/3/2011	15.54	778.88
1/3/2012	15.09	779.33		
MW-05s	805.59	3/16/2009	24.73	780.86
		4/20/2009	24.40	781.19
		6/4/2009	24.41	781.18
		12/7/2009	25.77	779.82
		3/23/2010	26.16	779.43
		5/10/2010	26.00	779.59
		9/2/2010	26.00	779.59
		12/10/2010	26.62	778.97
		2/14/2011	26.95	778.64
		4/25/2011	26.20	779.39
		7/19/2011	25.29	780.30
		10/3/2011	25.74	779.85
1/3/2012	25.19	780.40		
MW-06s	803.73	3/16/2009	23.26	780.47
		4/20/2009	22.85	780.88
		6/4/2009	22.72	781.01
		12/7/2009	24.18	779.55
		3/23/2010	24.65	779.08
		5/10/2010	24.58	779.15
		9/2/2010	24.35	779.38
		12/10/2010	24.99	778.74
		2/14/2011	25.40	778.33
		4/25/2011	24.64	779.09
		7/19/2011	23.80	779.93
		10/3/2011	24.05	779.68
1/3/2012	23.61	780.12		

Notes:

Survey conducted to feet mean sea level by Midwestern Consultants, Inc. (2009 - 2010)

ft MSL - feet above mean sea level

ft BTOC - feet below top of casing

NI - Not installed at time of measurement

Dry - Insufficient groundwater present for measurement

NM - Not measured

* Measured depth to water is anomalous. Datum was not used.

Table 1
Groundwater and Surface Water Elevations
Former Tecumseh Products Company Site
Tecumseh, Michigan
First Quarter 2012

Well Location	Top of Well Casing (ft MSL)	Measurement Date	Depth to Groundwater (ft BTOC)	Groundwater Elevation (ft MSL)
MW-07s	804.40	3/16/2009	23.85	780.55
		4/20/2009	23.40	781.00
		6/4/2009	23.24	781.16
		12/7/2009	24.75	779.65
		3/23/2010	25.19	779.21
		5/10/2010	25.08	779.32
		9/2/2010	25.00	779.40
		12/10/2010	25.59	778.81
		2/14/2011	25.53	778.87
		4/25/2011	25.18	779.22
		7/19/2011	24.32	780.08
		10/3/2011	24.64	779.76
1/3/2012	24.20	780.20		
MW-08s	804.39	3/16/2009	23.61	780.78
		4/20/2009	23.30	781.09
		6/4/2009	23.24	781.15
		12/7/2009	24.61	779.78
		3/23/2010	25.00	779.39
		5/10/2010	25.06	779.33
		9/2/2010	24.80	779.59
		12/10/2010	25.47	778.92
		2/14/2011	25.79	778.60
		4/25/2011	25.00	779.39
		7/19/2011	24.18	780.21
		10/3/2011	24.59	779.80
1/3/2012	24.06	780.33		
MW-09s	783.97	3/16/2009	4.46	779.51
		4/20/2009	4.30	779.67
		6/4/2009	4.63	779.34
		12/7/2009	5.65	778.32
		3/23/2010	5.78	778.19
		5/10/2010	5.60	778.37
		9/2/2010	5.85	778.12
		12/10/2010	6.98	776.99
		3/1/2011	6.04	777.93
		4/25/2011	5.48	778.49
		7/19/2011	Well Removed	
		10/3/2011	Well Removed	
1/3/2012	Well Removed			

Notes:

Survey conducted to feet mean sea level by Midwestern Consultants, Inc. (2009 - 2010)

ft MSL - feet above mean sea level

ft BTOC - feet below top of casing

NI - Not installed at time of measurement

Dry - Insufficient groundwater present for measurement

NM - Not measured

* Measured depth to water is anomalous. Datum was not used.

Table 1
Groundwater and Surface Water Elevations
Former Tecumseh Products Company Site
Tecumseh, Michigan
First Quarter 2012

Well Location	Top of Well Casing (ft MSL)	Measurement Date	Depth to Groundwater (ft BTOC)	Groundwater Elevation (ft MSL)
MW-10s	788.65	3/16/2009	NI	NI
		4/20/2009	NI	NI
		6/4/2009	10.46	778.19
		12/7/2009	11.57	777.08
		3/23/2010	11.55	777.10
		5/10/2010	11.20	777.45
		9/2/2010	11.85	776.80
		12/10/2010	12.15	776.50
		2/14/2011	12.46	776.19
		4/25/2011	11.09	777.56
		7/19/2011	11.34	777.31
		10/3/2011	11.54	777.11
1/3/2012	10.76	777.89		
MW-10d	788.40	3/16/2009	NI	NI
		4/20/2009	NI	NI
		6/4/2009	NI	NI
		12/7/2009	12.10	776.30
		3/23/2010	11.98	776.42
		5/10/2010	11.60	776.80
		9/2/2010	12.41	775.99
		12/10/2010	12.68	775.72
		2/14/2011	12.99	775.41
		4/25/2011	11.48	776.92
		7/19/2011	12.05	776.35
		10/3/2011	12.30	776.10
1/3/2012	11.50	776.90		
MW-11s	809.64	3/16/2009	NI	NI
		4/20/2009	NI	NI
		6/4/2009	28.09	781.55
		12/7/2009	29.69	779.95
		3/23/2010	30.29	779.35
		5/10/2010	30.20	779.44
		9/2/2010	29.90	779.74
		12/10/2010	30.49	779.15
		2/14/2011	30.95	778.69
		4/25/2011	30.21	779.43
		7/19/2011	29.43	780.21
		10/3/2011	29.50	780.14
1/3/2012	29.15	780.49		

Notes:

Survey conducted to feet mean sea level by Midwestern Consultants, Inc. (2009 - 2010)

ft MSL - feet above mean sea level

ft BTOC - feet below top of casing

NI - Not installed at time of measurement

Dry - Insufficient groundwater present for measurement

NM - Not measured

* Measured depth to water is anomalous. Datum was not used.

Table 1
Groundwater and Surface Water Elevations
Former Tecumseh Products Company Site
Tecumseh, Michigan
First Quarter 2012

Well Location	Top of Well Casing (ft MSL)	Measurement Date	Depth to Groundwater (ft BTOC)	Groundwater Elevation (ft MSL)
MW-12s	790.90	3/16/2009	NI	NI
		4/20/2009	NI	NI
		6/4/2009	12.40	778.50
		12/7/2009	13.67	777.23
		3/23/2010	14.06	776.84
		5/10/2010	13.90	777.00
		9/2/2010	13.85	777.05
		12/10/2010	14.34	776.56
		2/14/2011	14.70	776.20
		4/25/2011	13.95	776.95
		7/19/2011	13.34	777.56
		10/3/2011	13.61	777.29
1/3/2012	13.06	777.84		
MW-12d	790.48	3/16/2009	NI	NI
		4/20/2009	NI	NI
		6/4/2009	NI	NI
		12/7/2009	NI	NI
		3/23/2010	13.93	776.55
		5/10/2010	13.81	776.67
		9/2/2010	12.70	777.78
		12/10/2010	14.23	776.25
		2/14/2011	14.61	775.87
		4/25/2011	13.90	776.58
		7/19/2011	13.24	777.24
		10/3/2011	13.49	776.99
1/3/2012	13.01	777.47		
MW-13s	787.35	3/16/2009	NI	NI
		4/20/2009	NI	NI
		6/4/2009	14.88	772.47
		12/7/2009	15.81	771.54
		3/23/2010	15.82	771.53
		5/10/2010	15.50	771.85
		9/2/2010	15.70	771.65
		12/10/2010	16.15	771.20
		2/14/2011	16.89	770.46
		4/25/2011	15.50	771.85
		7/19/2011	15.21	772.14
		10/3/2011	15.69	771.66
1/3/2012	15.20	772.15		

Notes:

Survey conducted to feet mean sea level by Midwestern Consultants, Inc. (2009 - 2010)

ft MSL - feet above mean sea level

ft BTOC - feet below top of casing

NI - Not installed at time of measurement

Dry - Insufficient groundwater present for measurement

NM - Not measured

* Measured depth to water is anomalous. Datum was not used.

Table 1
Groundwater and Surface Water Elevations
Former Tecumseh Products Company Site
Tecumseh, Michigan
First Quarter 2012

Well Location	Top of Well Casing (ft MSL)	Measurement Date	Depth to Groundwater (ft BTOC)	Groundwater Elevation (ft MSL)
MW-14s	780.67	3/16/2009	NI	NI
		4/20/2009	NI	NI
		6/4/2009	5.12	775.55
		12/7/2009	6.20	774.47
		3/23/2010	3.62	777.05
		5/10/2010	3.60	777.07
		9/2/2010	7.05	773.62
		12/10/2010	6.80	773.87
		2/14/2011	6.36	774.31
		4/25/2011	2.43	778.24
		7/19/2011	5.88	774.79
		10/3/2011	6.29	774.38
1/3/2012	2.90	777.77		
MW-14d	780.51	3/16/2009	NI	NI
		4/20/2009	NI	NI
		6/4/2009	NI	NI
		12/7/2009	NI	NI
		3/23/2010	29.97	750.54
		5/10/2010	29.85	750.66
		9/2/2010	30.10	750.41
		12/10/2010	30.19	750.32
		2/14/2011	30.28	750.23
		4/25/2011	29.73	750.78
		7/19/2011	29.78	750.73
		10/3/2011	30.06	750.45
1/3/2012	29.51	751.00		
MW-15s	811.72	3/16/2009	NI	NI
		4/20/2009	NI	NI
		6/4/2009	29.59	782.13
		12/7/2009	31.09	780.63
		3/23/2010	31.48	780.24
		5/10/2010	31.50	780.22
		9/2/2010	31.25	780.47
		12/10/2010	32.03	779.69
		2/14/2011	32.33	779.39
		4/25/2011	31.63	780.09
		7/19/2011	30.61	781.11
		10/3/2011	31.10	780.62
1/3/2012	30.61	781.11		

Notes:

Survey conducted to feet mean sea level by Midwestern Consultants, Inc. (2009 - 2010)

ft MSL - feet above mean sea level

ft BTOC - feet below top of casing

NI - Not installed at time of measurement

Dry - Insufficient groundwater present for measurement

NM - Not measured

* Measured depth to water is anomalous. Datum was not used.

Table 1
Groundwater and Surface Water Elevations
Former Tecumseh Products Company Site
Tecumseh, Michigan
First Quarter 2012

Well Location	Top of Well Casing (ft MSL)	Measurement Date	Depth to Groundwater (ft BTOC)	Groundwater Elevation (ft MSL)
MW-16s	782.90	3/16/2009	NI	NI
		4/20/2009	NI	NI
		7/23/2009	Dry	NM
		12/7/2009	Dry	NM
		3/23/2010	Dry	NM
		5/10/2010	Dry	NM
		9/2/2010	Dry	NM
		12/10/2010	Dry	NM
		2/14/2011	Dry	NM
		4/25/2011	Dry	NM
		7/21/2011	Dry	NM
		10/3/2011	Dry	NM
1/3/2012	Dry	NM		
MW-17s	754.49	3/16/2009	NI	NI
		4/20/2009	NI	NI
		7/23/2009	5.33	749.16
		12/7/2009	5.40	749.09
		3/23/2010	5.25	749.24
		5/10/2010	5.18	749.31
		9/2/2010	5.50	748.99
		12/10/2010	5.44	749.05
		2/14/2011	5.41	749.08
		4/25/2011	5.05	749.44
		7/21/2011	5.31	749.18
		10/3/2011	5.40	749.09
1/3/2012	5.02	749.47		
MW-18s	805.49	3/16/2009	NI	NI
		4/20/2009	NI	NI
		6/4/2009	NI	NI
		12/7/2009	25.66	779.83
		3/23/2010	26.02	779.47
		5/10/2010	25.95	779.54
		9/2/2010	25.80	779.69
		12/10/2010	26.50	778.99
		2/14/2011	26.82	778.67
		4/25/2011	26.10	779.39
		7/19/2011	25.31	780.18
		10/3/2011	25.61	779.88
1/3/2012	25.07	780.42		

Notes:

Survey conducted to feet mean sea level by Midwestern Consultants, Inc. (2009 - 2010)

ft MSL - feet above mean sea level

ft BTOC - feet below top of casing

NI - Not installed at time of measurement

Dry - Insufficient groundwater present for measurement

NM - Not measured

* Measured depth to water is anomalous. Datum was not used.

Table 1
Groundwater and Surface Water Elevations
Former Tecumseh Products Company Site
Tecumseh, Michigan
First Quarter 2012

Well Location	Top of Well Casing (ft MSL)	Measurement Date	Depth to Groundwater (ft BTOC)	Groundwater Elevation (ft MSL)
MW-19s	803.92	3/16/2009	NI	NI
		4/20/2009	NI	NI
		6/4/2009	NI	NI
		12/7/2009	24.05	779.87
		3/23/2010	24.26	779.66
		5/10/2010	24.25	779.67
		9/2/2010	24.25	779.67
		12/10/2010	24.91	779.01
		2/14/2011	25.20	778.72
		4/25/2011	24.38	779.54
		7/19/2011	23.58	780.34
		10/3/2011	24.08	779.84
1/3/2012	23.43	780.49		
MW-19d	804.04	3/16/2009	NI	NI
		4/20/2009	NI	NI
		6/4/2009	NI	NI
		12/7/2009	24.17	779.87
		3/23/2010	24.41	779.63
		5/10/2010	24.35	779.69
		9/2/2010	24.40	779.64
		12/10/2010	25.03	779.01
		2/14/2011	25.34	778.70
		4/25/2011	24.50	779.54
		7/19/2011	23.70	780.34
		10/3/2011	24.18	779.86
1/3/2012	23.54	780.50		
MW-20s	783.16	3/16/2009	NI	NI
		4/20/2009	NI	NI
		6/4/2009	NI	NI
		12/7/2009	4.85	778.31
		3/23/2010	4.97	778.19
		5/10/2010	4.80	778.36
		9/2/2010	5.00	778.16
		12/10/2010	5.53	777.63
		2/14/2011	5.81	777.35
		4/25/2011	4.86	778.30
		7/19/2011	4.38	778.78
		10/3/2011	4.73	778.43
1/3/2012	4.11	779.05		

Notes:

Survey conducted to feet mean sea level by Midwestern Consultants, Inc. (2009 - 2010)

ft MSL - feet above mean sea level

ft BTOC - feet below top of casing

NI - Not installed at time of measurement

Dry - Insufficient groundwater present for measurement

NM - Not measured

* Measured depth to water is anomalous. Datum was not used.

Table 1
Groundwater and Surface Water Elevations
Former Tecumseh Products Company Site
Tecumseh, Michigan
First Quarter 2012

Well Location	Top of Well Casing (ft MSL)	Measurement Date	Depth to Groundwater (ft BTOC)	Groundwater Elevation (ft MSL)
MW-20d	783.29	3/16/2009	NI	NI
		4/20/2009	NI	NI
		6/4/2009	NI	NI
		12/7/2009	11.98	771.31
		3/23/2010	12.62	770.67
		5/10/2010	12.80	770.49
		9/2/2010	14.10	769.19
		12/10/2010	14.91	768.38
		2/14/2011	15.17	768.12
		4/25/2011	14.55	768.74
		7/19/2011	14.57	768.72
		10/3/2011	11.28	772.01
1/3/2012	13.71	769.58		
MW-21	780.85	3/16/2009	NI	NI
		4/20/2009	NI	NI
		6/4/2009	NI	NI
		12/7/2009	29.69	751.16
		3/23/2010	29.51	751.34
		5/10/2010	29.35	751.50
		9/2/2010	29.60	751.25
		12/10/2010	29.75	751.10
		2/14/2011	29.87	750.98
		4/25/2011	29.34	751.51
		7/19/2011	29.19	751.66
		10/3/2011	29.54	751.31
1/3/2012	28.91	751.94		
MW-22	782.62	3/16/2009	NI	NI
		4/20/2009	NI	NI
		6/4/2009	NI	NI
		12/7/2009	24.62	758.00
		3/23/2010	24.88	757.74
		5/10/2010	24.88	757.74
		9/2/2010	25.15	757.47
		12/10/2010	25.03	757.59
		2/14/2011	24.91	757.71
		4/25/2011	24.76	757.86
		7/21/2011	24.98	757.64
		10/3/2011	24.96	757.66
1/3/2012	24.86	757.76		

Notes:

Survey conducted to feet mean sea level by Midwestern Consultants, Inc. (2009 - 2010)

ft MSL - feet above mean sea level

ft BTOC - feet below top of casing

NI - Not installed at time of measurement

Dry - Insufficient groundwater present for measurement

NM - Not measured

* Measured depth to water is anomalous. Datum was not used.

Table 1
Groundwater and Surface Water Elevations
Former Tecumseh Products Company Site
Tecumseh, Michigan
First Quarter 2012

Well Location	Top of Well Casing (ft MSL)	Measurement Date	Depth to Groundwater (ft BTOC)	Groundwater Elevation (ft MSL)
MW-23	787.10	3/16/2009	NI	NI
		4/20/2009	NI	NI
		6/4/2009	NI	NI
		12/7/2009	9.27	777.83
		3/23/2010	9.50	777.60
		5/10/2010	9.45	777.65
		9/2/2010	9.45	777.65
		12/10/2010	9.97	777.13
		2/14/2011	10.32	776.78
		4/25/2011	9.47	777.63
		7/19/2011	9.00	778.10
		10/3/2011	9.20	777.90
1/3/2012	8.68	778.42		
MW-24s	797.83	3/16/2009	NI	NI
		4/20/2009	NI	NI
		6/4/2009	NI	NI
		12/7/2009	19.10	778.73
		3/23/2010	19.49	778.34
		5/10/2010	19.37	778.46
		9/2/2010	19.30	778.53
		12/10/2010	19.83	778.00
		2/14/2011	20.24	777.59
		4/25/2011	19.43	778.40
		7/19/2011	18.73	779.10
		10/3/2011	19.04	778.79
1/3/2012	18.45	779.38		
MW24d	797.93	3/16/2009	NI	NI
		4/20/2009	NI	NI
		6/4/2009	NI	NI
		12/7/2009	19.20	778.73
		3/23/2010	19.58	778.35
		5/10/2010	19.45	778.48
		9/2/2010	19.35	778.58
		12/10/2010	19.95	777.98
		2/14/2011	20.31	777.62
		4/25/2011	19.52	778.41
		7/19/2011	18.85	779.08
		10/3/2011	19.15	778.78
1/3/2012	18.60	779.33		

Notes:

Survey conducted to feet mean sea level by Midwestern Consultants, Inc. (2009 - 2010)

ft MSL - feet above mean sea level

ft BTOC - feet below top of casing

NI - Not installed at time of measurement

Dry - Insufficient groundwater present for measurement

NM - Not measured

* Measured depth to water is anomalous. Datum was not used.

Table 1
Groundwater and Surface Water Elevations
Former Tecumseh Products Company Site
Tecumseh, Michigan
First Quarter 2012

Well Location	Top of Well Casing (ft MSL)	Measurement Date	Depth to Groundwater (ft BTOC)	Groundwater Elevation (ft MSL)
MW-25s	798.23	3/16/2009	NI	NI
		4/20/2009	NI	NI
		6/4/2009	NI	NI
		12/7/2009	18.77	779.46
		3/23/2010	18.97	779.26
		5/12/2010	18.80	779.43
		9/2/2010	19.00	779.23
		12/10/2010	19.60	778.63
		2/14/2011	19.90	778.33
		4/25/2011	18.96	779.27
		7/19/2011	18.31	779.92
		10/3/2011	18.76	779.47
1/3/2012	18.11	780.12		
MW-26s	805.73	3/16/2009	NI	NI
		4/20/2009	NI	NI
		6/4/2009	NI	NI
		12/7/2009	NI	NI
		4/6/2010	26.10	779.63
		5/10/2010	26.00	779.73
		9/2/2010	26.00	779.73
		12/10/2010	26.68	779.05
		2/14/2011	26.95	778.78
		4/25/2011	26.11	779.62
		7/19/2011	25.31	780.42
		10/3/2011	25.80	779.93
1/3/2012	25.15	780.58		
MW-27s	781.39	3/16/2009	NI	NI
		4/20/2009	NI	NI
		6/4/2009	NI	NI
		12/7/2009	NI	NI
		3/23/2010	3.12	778.27
		5/10/2010	2.83	778.56
		9/2/2010	3.15	778.24
		12/10/2010	3.58	777.81
		2/14/2011	3.77	777.62
		4/25/2011	2.79	778.60
		7/19/2011	2.45	778.94
		10/3/2011	2.84	778.55
1/3/2012	2.31	779.08		

Notes:

Survey conducted to feet mean sea level by Midwestern Consultants, Inc. (2009 - 2010)

ft MSL - feet above mean sea level

ft BTOC - feet below top of casing

NI - Not installed at time of measurement

Dry - Insufficient groundwater present for measurement

NM - Not measured

* Measured depth to water is anomalous. Datum was not used.

Table 1
Groundwater and Surface Water Elevations
Former Tecumseh Products Company Site
Tecumseh, Michigan
First Quarter 2012

Well Location	Top of Well Casing (ft MSL)	Measurement Date	Depth to Groundwater (ft BTOC)	Groundwater Elevation (ft MSL)
MW-27d	781.40	3/16/2009	NI	NI
		4/20/2009	NI	NI
		6/4/2009	NI	NI
		12/7/2009	NI	NI
		3/23/2010	23.63	757.77
		5/10/2010	23.50	757.90
		9/2/2010	23.65	757.75
		12/10/2010	23.94	757.46
		2/14/2011	24.08	757.32
		4/25/2011	23.40	758.00
		7/19/2011	23.22	758.18
		10/3/2011	23.55	757.85
1/3/2012	23.11	758.29		
MW-28s	804.68	3/16/2009	NI	NI
		4/20/2009	NI	NI
		6/4/2009	NI	NI
		12/7/2009	NI	NI
		3/23/2010	25.53	779.15
		5/10/2010	25.45	779.23
		9/2/2010	25.20	779.48
		12/10/2010	25.86	778.82
		2/14/2011	26.30	778.38
		4/25/2011	25.47	779.21
		7/19/2011	24.70	779.98
		10/3/2011	24.92	779.76
1/3/2012	24.49	780.19		
MW-28d	804.92	3/16/2009	NI	NI
		4/20/2009	NI	NI
		6/4/2009	NI	NI
		12/7/2009	NI	NI
		3/23/2010	25.81	779.11
		5/10/2010	25.70	779.22
		9/2/2010	25.50	779.42
		12/10/2010	26.10	778.82
		2/14/2011	26.54	778.38
		4/25/2011	25.75	779.17
		7/19/2011	24.95	779.97
		10/3/2011	25.16	779.76
1/3/2012	24.71	780.21		

Notes:

Survey conducted to feet mean sea level by Midwestern Consultants, Inc. (2009 - 2010)

ft MSL - feet above mean sea level

ft BTOC - feet below top of casing

NI - Not installed at time of measurement

Dry - Insufficient groundwater present for measurement

NM - Not measured

* Measured depth to water is anomalous. Datum was not used.

Table 1
Groundwater and Surface Water Elevations
Former Tecumseh Products Company Site
Tecumseh, Michigan
First Quarter 2012

Well Location	Top of Well Casing (ft MSL)	Measurement Date	Depth to Groundwater (ft BTOC)	Groundwater Elevation (ft MSL)
MW-29s	788.16	3/16/2009	NI	NI
		4/20/2009	NI	NI
		6/4/2009	NI	NI
		12/7/2009	NI	NI
		3/23/2010	15.80	772.36
		5/10/2010	15.50	772.66
		9/2/2010	15.55	772.61
		12/10/2010	16.18	771.98
		2/14/2011	16.22	771.94
		4/25/2011	15.40	772.76
		7/19/2011	15.50	772.66
10/3/2011	15.48	772.68		
1/3/2012	11.30*	776.86*		
MW-29d	788.16	3/16/2009	NI	NI
		4/20/2009	NI	NI
		6/4/2009	NI	NI
		12/7/2009	NI	NI
		3/23/2010	18.74	769.42
		5/10/2010	18.60	769.56
		9/2/2010	18.55	769.61
		12/10/2010	18.28	769.88
		2/14/2011	18.95	769.21
		4/25/2011	18.90	769.26
		7/19/2011	18.28	769.88
10/3/2011	18.23	769.93		
1/3/2012	18.16	770.00		
MW-30s	787.69	3/16/2009	NI	NI
		4/20/2009	NI	NI
		6/4/2009	NI	NI
		12/7/2009	NI	NI
		3/23/2010	9.89	777.80
		5/10/2010	9.75	777.94
		9/2/2010	9.90	777.79
		12/10/2010	10.36	777.33
		2/14/2011	10.74	776.95
		4/25/2011	9.58	778.11
		7/19/2011	9.40	778.29
10/3/2011	9.66	778.03		
1/3/2012	9.08	778.61		

Notes:

Survey conducted to feet mean sea level by Midwestern Consultants, Inc. (2009 - 2010)

ft MSL - feet above mean sea level

ft BTOC - feet below top of casing

NI - Not installed at time of measurement

Dry - Insufficient groundwater present for measurement

NM - Not measured

* Measured depth to water is anomalous. Datum was not used.

Table 1
Groundwater and Surface Water Elevations
Former Tecumseh Products Company Site
Tecumseh, Michigan
First Quarter 2012

Well Location	Top of Well Casing (ft MSL)	Measurement Date	Depth to Groundwater (ft BTOC)	Groundwater Elevation (ft MSL)
MW-30d	787.66	3/16/2009	NI	NI
		4/20/2009	NI	NI
		6/4/2009	NI	NI
		12/7/2009	NI	NI
		3/23/2010	9.85	777.81
		5/10/2010	9.68	777.98
		9/2/2010	9.80	777.86
		12/10/2010	10.27	777.39
		2/14/2011	10.63	777.03
		4/25/2011	9.25	778.41
		7/19/2011	9.29	778.37
		10/3/2011	9.54	778.12
1/3/2012	9.02	778.64		
MW-31	782.36	3/16/2009	NI	NI
		4/20/2009	NI	NI
		6/4/2009	NI	NI
		12/7/2009	NI	NI
		3/23/2010	NI	NI
		6/18/2010	32.60	749.76
		9/2/2010	33.00	749.36
		12/10/2010	33.03	749.33
		2/14/2011	33.03	749.33
		4/25/2011	31.62	750.74
		7/21/2011	32.76	749.60
		10/3/2011	32.91	749.45
1/3/2012	32.51	749.85		
MW-32s	802.59	3/16/2009	NI	NI
		4/20/2009	NI	NI
		6/4/2009	NI	NI
		12/7/2009	NI	NI
		3/23/2010	NI	NI
		6/18/2010	NI	NI
		9/17/2010	23.45	779.14
		12/10/2010	23.96	778.63
		2/14/2011	24.35	778.24
		4/25/2011	23.54	779.05
		7/19/2011	22.81	779.78
		10/3/2011	23.15	779.44
1/3/2012	21.59*	781.00*		

Notes:

Survey conducted to feet mean sea level by Midwestern Consultants, Inc. (2009 - 2010)

ft MSL - feet above mean sea level

ft BTOC - feet below top of casing

NI - Not installed at time of measurement

Dry - Insufficient groundwater present for measurement

NM - Not measured

* Measured depth to water is anomalous. Datum was not used.

Table 1
Groundwater and Surface Water Elevations
Former Tecumseh Products Company Site
Tecumseh, Michigan
First Quarter 2012

Well Location	Top of Well Casing (ft MSL)	Measurement Date	Depth to Groundwater (ft BTOC)	Groundwater Elevation (ft MSL)
MW-33s	799.49	3/16/2009	NI	NI
		4/20/2009	NI	NI
		6/4/2009	NI	NI
		12/7/2009	NI	NI
		3/23/2010	NI	NI
		6/18/2010	NI	NI
		9/17/2010	20.62	778.87
		12/10/2010	21.11	778.38
		2/14/2011	21.36	778.13
		4/25/2011	20.68	778.81
		7/19/2011	19.95	779.54
		10/3/2011	19.30*	780.19*
1/3/2012	19.77	779.72		
MW-34s	802.78	3/16/2009	NI	NI
		4/20/2009	NI	NI
		6/4/2009	NI	NI
		12/7/2009	NI	NI
		3/23/2010	NI	NI
		6/18/2010	NI	NI
		9/17/2010	23.60	779.18
		12/10/2010	24.15	778.63
		2/14/2011	24.49	778.29
		4/25/2011	23.63	779.15
		7/19/2011	22.89	779.89
		10/3/2011	23.35	779.43
1/3/2012	22.70	780.08		
PRB-01s	784.06	7/19/2011	5.49	778.57
		10/3/2011	5.85	778.21
		1/3/2012	5.20	778.86
PRB-02s	784.07	7/19/2011	5.52	778.55
		10/3/2011	5.82	778.25
		1/3/2012	5.20	778.87

Notes:

Survey conducted to feet mean sea level by Midwestern Consultants, Inc. (2009 - 2010)

ft MSL - feet above mean sea level

ft BTOC - feet below top of casing

NI - Not installed at time of measurement

Dry - Insufficient groundwater present for measurement

NM - Not measured

* Measured depth to water is anomalous. Datum was not used.

Table 1
Groundwater and Surface Water Elevations
Former Tecumseh Products Company Site
Tecumseh, Michigan
First Quarter 2012

Well Location	Top of Well Casing (ft MSL)	Measurement Date	Depth to Groundwater (ft BTOC)	Groundwater Elevation (ft MSL)
E. Chicago Blvd (River Raisin)	756.50	3/16/2009	NI	NI
		4/20/2009	NI	NI
		6/4/2009	NI	NI
		12/7/2009	14.00	742.51
		3/23/2010	13.32	743.18
		6/18/2010	13.42	743.08
		9/2/2010	14.90	741.60
		12/10/2010	13.89	742.61
		2/14/2011	14.46	742.04
		4/25/2011	11.50*	745.00
		7/19/2011	14.60	741.90
		10/3/2011	14.15	742.35
1/3/2012	13.17	743.33		
Russell Road (River Raisin)	755.23	3/16/2009	NI	NI
		4/20/2009	NI	NI
		6/4/2009	NI	NI
		12/7/2009	19.36	735.87
		3/23/2010	18.50	736.73
		6/18/2010	18.65	736.58
		9/2/2010	20.40	734.83
		12/10/2010	22.04	733.19
		2/14/2011	19.99	735.24
		4/25/2011	19.50	735.73
		7/19/2011	22.65	732.58
		10/3/2011	21.70	733.53
1/3/2012	20.75	734.48		

Notes:

- Survey conducted to feet mean sea level by Midwestern Consultants, Inc. (2009 - 2010)
- ft MSL - feet above mean sea level
- ft BTOC - feet below top of casing
- NI - Not installed at time of measurement
- Dry - Insufficient groundwater present for measurement
- NM - Not measured
- * Measured depth to water is anomalous. Datum was not used.

Table 2
 Summary of Field Parameters in Groundwater
 Former Tecumseh Products Company Site
 Tecumseh, Michigan
 First Quarter 2012

Analyte	pH	Conductivity	Redox Potential	Dissolved Oxygen	Turbidity	Temperature	
Units	S.U.	umhos/cm	mV	mg/L	NTU	°C	
MW-01s	12/9/2009	7.29	499	161	5.68	18.3	12.64
	3/17/2010	6.40	521	84	2.4	30.1	13.34
	5/18/2010	7.45	631	110	2.1	10	11.9
	9/10/2010	NM	678	29	3.4	38	15.96
	12/28/2010	6.85	603	140	4.54	29.4	13.08
	2/25/2011	7.67	603	-5	6.80	29.6	11.22
	5/11/2011	6.48	611	121	1.80	20	12.59
	7/28/2011	7.61	720	-74	0.20	21.8	15.40
	10/6/2011	7.16	692	33.1	41.3*	0.50	15.60
	1/9/2012	7.04	628	67	3.11	0.0	13.43
MW-02s	12/9/2009	6.67	1,238	192	3.92	79.1	14.78
	3/17/2010	7.31	859	55	0.80	18.7	14.81
	5/18/2010	7.41	1,379	156	1.2	84	13.9
	9/10/2010	NM	1,413	35	1.6	49	16.16
	12/22/2010	6.97	1,500	28	2.82	33.0	14.90
	2/24/2011	7.06	1,450	-25	2.41	32.7	14.50
	5/10/2011	7.61	1,094	17	2.00	22.9	15.22
	7/28/2011	7.66	1,380	54	1.50	19.1	16.55
	10/7/2011	7.30	1,602	116.9	46.2*	6.08	15.48
	1/10/2012	7.11	2,120	119	2.98	1.30	14.43
MW-03s	12/8/2009	6.85	1,342	63	1.21	30.9	13.67
	3/17/2010	7.11	1,105	70	1.57	25.5	10.47
	5/18/2010	7.25	1,239	160	0.8	10	13.4
	9/10/2010	NM	1,320	11	0.5	39	18.70
	12/22/2010	6.96	1,298	24	0.44	31.9	13.42
	2/25/2011	6.82	1,466	38	0.80	25.2	8.84
	5/10/2011	7.15	1,199	39	1.55	21.5	11.00
	7/28/2011	7.14	1,347	50	0.93	19.5	17.83
	10/6/2011	6.80	1,294	63.0	28.8*	2.85	17.71
	1/10/2012	6.79	1,436	130	1.37	0.0	12.15

Notes:

S.U. = standard pH units

umhos/cm = micromhos per centimeter

mV = millivolts

mg/L = milligrams per liter

NTU = nephelometric turbidity units

°C = degrees Celsius

* = Dissolved oxygen measurement recorded in percent of saturation, not mg/L

NM = not measured

Table 2
 Summary of Field Parameters in Groundwater
 Former Tecumseh Products Company Site
 Tecumseh, Michigan
 First Quarter 2012

Analyte		pH	Conductivity	Redox Potential	Dissolved Oxygen	Turbidity	Temperature
Units		S.U.	umhos/cm	mV	mg/L	NTU	°C
MW-04s	12/9/2009	6.87	970	68	7.17	4.70	15.47
	3/17/2010	6.57	763	78	0.22	16.7	15.69
	5/18/2010	7.20	928	168	0.4	5.0	13.6
	9/17/2010	7.03	817	49	0.4	33.3	18.14
	12/22/2010	6.99	838	-10	0.32	29.9	16.41
	2/25/2011	7.06	795	-9	0.60	24.5	14.15
	5/11/2011	6.84	815	50	0.93	20.2	13.75
	7/28/2011	7.26	777	-10	0.67	18.3	17.98
	10/6/2011	6.94	721	-20.0	13.8*	1.00	18.60
1/10/2012	6.87	770	20	0.53	0.0	16.03	
MW-05s	12/10/2009	7.41	765	131	7.19	NM	10.18
	3/17/2010	7.51	678	20	3.24	39.0	12.80
	5/17/2010	7.70	920	134	1.8	10.0	11.8
	9/9/2010	NM	886	46	3.5	56.0	13.80
	12/21/2010	7.28	852	25	4.52	33.6	11.77
	2/24/2011	6.94	857	65	4.32	28.0	11.78
	5/13/2011	7.53	810	45	7.92	29.3	13.12
	7/27/2011	7.47	880	136	4.80	25.8	13.00
	10/10/2011	7.13	999	74.4	7.19	3.35	13.06
1/9/2012	6.64	999	192	5.62	6.84	11.74	
MW-06s	12/9/2009	7.18	635	171	2.32	22.0	11.72
	3/18/2010	7.40	856	0	0.85	28.5	12.94
	5/17/2010	7.77	768	86	0.7	39	12.6
	9/10/2010	NM	1,254	116	0.9	47	12.70
	12/21/2010	7.13	979	-8	1.19	32.0	12.38
	2/18/2011	6.74	977	35	0.83	27.3	12.51
	5/10/2011	7.47	870	31	1.60	25.0	12.47
	7/27/2011	7.17	1,175	150	1.68	22.0	13.64
	10/5/2011	6.53	1,183	93.8	31.9*	0.50	13.60
1/9/2012	7.01	988	193	1.53	5.66	11.95	

Notes:

S.U. = standard pH units

umhos/cm = micromhos per centimeter

mV = millivolts

mg/L = milligrams per liter

NTU = nephelometric turbidity units

°C = degrees Celsius

* = Dissolved oxygen measurement recorded in percent of saturation, not mg/L

NM = not measured

Table 2
 Summary of Field Parameters in Groundwater
 Former Tecumseh Products Company Site
 Tecumseh, Michigan
 First Quarter 2012

Analyte		pH	Conductivity	Redox Potential	Dissolved Oxygen	Turbidity	Temperature
Units		S.U.	umhos/cm	mV	mg/L	NTU	°C
MW-07s	12/10/2009	7.27	822	95	3.41	NM	10.43
	3/17/2010	7.20	770	-2	1.69	22.9	11.91
	5/17/2010	7.73	930	151	1.5	10	11.8
	9/10/2010	NM	833	109	3.2	39	13.00
	12/21/2010	7.13	846	15	2.80	35.0	12.45
	2/24/2011	6.90	871	92	2.68	25.9	11.95
	5/13/2011	7.41	703	38	6.20	24.8	13.30
	7/27/2011	7.44	806	138	4.15	26.3	13.73
	10/10/2011	7.16	708	79.5	5.67	4.40	14.77
	1/9/2012	7.10	858	182	4.03	1.35	12.22
MW-08s	12/10/2009	7.49	828	119	8.60	NM	10.91
MW-09s	12/9/2009	7.14	661	172	6.32	15.7	11.63
	3/18/2010	7.34	436	121	4.75	44.5	7.32
	5/18/2010	7.56	506	206	3.0	19	10.4
	9/17/2010	7.29	709	58	2.5	46.7	16.92
	2/25/2011	7.45	663	11	6.4	30	6.58
	5/11/2011	7.57	395	87	12.13*	24.6	9.48
MW-10s	12/9/2009	7.01	825	-1	6.16	144	9.99
	3/16/2010	7.28	816	-24	0.17	38.0	7.79
	5/12/2010	5.99	570	223	0.4	28	8.1
	9/3/2010	NM	925	-29	0.3	56	16.10
	12/16/2010	6.95	1,293	-53	0.18	49.5	10.40
	2/15/2011	6.85	1,251	-4	0.68	39.5	7.70
	5/9/2011	7.30	509	-20	0.22	38.6	7.71
	7/20/2011	7.24	878	-22	0.11	21.0	14.35
	10/4/2011	7.00	810	24.5	4.3*	2.00	14.88
1/4/2012	6.77	754	109	0.21	24.9	9.65	
MW-10d	12/9/2009	6.98	1,150	6	1.69	0.88	10.05

Notes:

S.U. = standard pH units

umhos/cm = micromhos per centimeter

mV = millivolts

mg/L = milligrams per liter

NTU = nephelometric turbidity units

°C = degrees Celsius

* = Dissolved oxygen measurement recorded in percent of saturation, not mg/L

NM = not measured

Table 2
 Summary of Field Parameters in Groundwater
 Former Tecumseh Products Company Site
 Tecumseh, Michigan
 First Quarter 2012

Analyte	pH	Conductivity	Redox Potential	Dissolved Oxygen	Turbidity	Temperature	
Units	S.U.	umhos/cm	mV	mg/L	NTU	°C	
MW-11s	12/9/2009	7.14	969	140	8.59	27.2	10.18
	3/15/2010	7.31	632	83	7.05	199	11.43
	5/14/2010	6.89	728	195	2.7	85	12.1
	9/3/2010	NM	828	109	5.4	98	14.50
	12/17/2010	6.71	1,093	108	3.51	51.9	11.00
	2/17/2011	7.04	863	104	5.18	49.5	11.86
	5/12/2011	7.28	691	57	9.48	45.5	12.63
	7/22/2011	7.06	878	96	6.62	29	13.52
	10/7/2011	7.11	1,021	109.6	51.6*	6.40	12.68
1/4/2012	6.96	930	122	5.81	28.5	11.34	
MW-12s	12/10/2009	6.34	906	165	8.03	9.80	10.51
	3/15/2010	7.40	965	80	6.61	39.4	10.12
	5/14/2010	7.11	2,000	200	2.7	10	10.6
	9/3/2010	NM	1,650	108	5.4	46	16.30
	12/14/2010	6.97	1,371	34	6.61	35.3	11.70
	2/14/2011	NM	1,228	41	7.72	27.5	10.87
	5/12/2011	7.23	2,100	37	9.25	27.3	11.73
	7/20/2011	6.89	1,580	149	6.69	24.5	13.80
	10/7/2011	7.21	1,016	84.0	59.0*	5.35	15.60
1/4/2012	6.94	1,201	123	4.35	21.6	12.01	
MW-12d	3/18/2010	7.14	1,780	-94	0.23	59.2	12.07
	5/14/2010	7.19	1,880	-46	0.2	15	12.2
	9/3/2010	NM	2,200	-93	0.3	110	15.60
	12/14/2010	6.96	2,250	-91	0.30	32.8	7.60
	2/14/2011	6.84	2,370	-79	0.24	25.3	11.10
	5/12/2011	7.14	2,450	-96	0.95	25.5	14.78
	7/20/2011	6.97	2,450	-62	0.13	21	14.36
	10/7/2011	7.12	1,568	31.0	17.5*	6.50	14.89
1/4/2012	6.94	2,040	-50	0.11	22.0	10.96	

Notes:

S.U. = standard pH units

umhos/cm = micromhos per centimeter

mV = millivolts

mg/L = milligrams per liter

NTU = nephelometric turbidity units

°C = degrees Celsius

* = Dissolved oxygen measurement recorded in percent of saturation, not mg/L

NM = not measured

Table 2
 Summary of Field Parameters in Groundwater
 Former Tecumseh Products Company Site
 Tecumseh, Michigan
 First Quarter 2012

Analyte	pH	Conductivity	Redox Potential	Dissolved Oxygen	Turbidity	Temperature	
Units	S.U.	umhos/cm	mV	mg/L	NTU	°C	
MW-13s	12/10/2009	6.51	1,264	122	3.26	9.70	11.24
	3/15/2010	7.05	1,760	75	2.38	44.0	10.87
	5/14/2010	7.00	2,810	87	1.5	10	11.4
	9/3/2010	NM	2,170	71	2.6	44	15.70
	12/14/2010	6.85	2,050	18	4.70	45.2	11.30
	2/14/2011	6.80	1,870	8	9.32	261	8.86
	5/12/2011	7.23	2,010	20	8.30	37	12.68
	7/20/2011	6.91	2,610	77	4.79	23	15.59
	10/10/2011	6.78	1,976	114.9	3.49	4.79	14.74
1/4/2012	6.74	2,160	50	3.04	23.4	12.10	
MW-14s	12/8/2009	7.04	1,251	52	1.26	9.44	11.69
	3/15/2010	7.39	610	-7	4.83	29.9	6.63
	5/12/2010	6.96	733	197	3.0	4.5	9.9
	9/3/2010	NM	1,338	57	0.5	35	19.50
	12/20/2010	6.56	2,020	54	0.70	30.2	9.25
	2/16/2011	7.02	1,373	146	4.15	25.9	6.62
	5/11/2011	7.39	844	45	6.49	24	11.80
	7/21/2011	7.11	912	48	0.80	18	19.55
	10/7/2011	6.94	1,215	124.8	14.7*	0.23	16.85
1/4/2012	7.08	837	49	2.67	22.3	8.08	
MW-14d	3/23/2010	7.29	1,151	30	1.18	73.6	11.70
	5/14/2010	7.44	1,324	95	0.9	65	12.9
	9/3/2010	NM	1,371	81	1.2	58	14.30
	12/16/2010	6.91	1,397	45	0.88	57.9	10.90
	2/16/2011	7.01	1,403	114	0.94	32.3	11.06
	5/9/2011	7.15	1,278	46	2.56	39.9	12.32
	7/21/2011	7.24	1,264	75	1.55	37.5	14.84
	10/4/2011	7.18	974	145.7	12.0*	10.50	11.28
1/4/2012	7.03	1,223	64	1.63	28.4	9.80	

Notes:

S.U. = standard pH units

umhos/cm = micromhos per centimeter

mV = millivolts

mg/L = milligrams per liter

NTU = nephelometric turbidity units

°C = degrees Celsius

* = Dissolved oxygen measurement recorded in percent of saturation, not mg/L

NM = not measured

Table 2
 Summary of Field Parameters in Groundwater
 Former Tecumseh Products Company Site
 Tecumseh, Michigan
 First Quarter 2012

Analyte	pH	Conductivity	Redox Potential	Dissolved Oxygen	Turbidity	Temperature	
Units	S.U.	umhos/cm	mV	mg/L	NTU	°C	
MW-15s	12/10/2009	7.07	456	150	9.35	33.7	9.76
	3/15/2010	6.85	448	93	7.07	57.9	11.03
	5/14/2010	7.50	621	131	2.4	52	12.8
	9/8/2010	NM	895	129	5.5	59	12.54
	12/17/2010	7.14	743	82	4.18	44.0	10.69
	2/17/2011	7.01	662	98	4.71	39.0	11.26
	5/12/2011	7.20	720	48	5.83	25.0	11.95
	7/25/2011	7.04	1,043	123	4.92	20.0	13.24
	10/7/2011	6.95	622	129.4	48.7*	5.98	11.61
1/5/2012	6.98	595	189	4.88	6.03	11.02	
MW-16s	12/7/2009	NM	NM	NM	NM	NM	NM
	3/18/2010	NM	NM	NM	NM	NM	NM
	5/12/2010	NM	NM	NM	NM	NM	NM
	9/8/2010	NM	NM	NM	NM	NM	NM
	12/16/2010	NM	NM	NM	NM	NM	NM
2/15/2011	NM	NM	NM	NM	NM	NM	
MW-17s	12/7/2009	7.32	810	124	8.06	8.51	8.82
	3/18/2010	7.47	847	28	3.27	29.2	5.19
	5/12/2010	7.35	870	218	3.1	10	9.1
	9/8/2010	NM	1,136	115	4.6	58	15.34
	12/16/2010	7.25	903	28	5.88	59.2	7.74
	2/15/2011	7.35	1,028	15	10.07	43.3	5.10
	5/11/2011	7.39	890	47	6.31	29.6	9.72
	7/21/2011	7.02	1,119	146	6.80	19.4	14.80
	10/4/2011	6.93	816	117.0	50.5*	NM	14.05
1/5/2012	6.93	924	190.0	3.95	4.50	6.70	

Notes:

S.U. = standard pH units

umhos/cm = micromhos per centimeter

mV = millivolts

mg/L = milligrams per liter

NTU = nephelometric turbidity units

°C = degrees Celsius

* = Dissolved oxygen measurement recorded in percent of saturation, not mg/L

NM = not measured

Table 2
 Summary of Field Parameters in Groundwater
 Former Tecumseh Products Company Site
 Tecumseh, Michigan
 First Quarter 2012

Analyte		pH	Conductivity	Redox Potential	Dissolved Oxygen	Turbidity	Temperature
Units		S.U.	umhos/cm	mV	mg/L	NTU	°C
MW-18s	12/8/2009	7.31	1,043	56	4.52	79.2	11.59
	3/16/2010	6.08	732	107	1.14	97.7	11.82
	5/12/2010	7.82	1,990	208	2.3	10	11.3
	9/8/2010	NM	1,308	91	3.1	50	13.95
	12/20/2010	6.77	1,259	44	4.28	41.5	11.77
	2/17/2011	7.03	1,236	136	3.14	32	11.77
	5/9/2011	7.25	2,620	53	5.63	33.5	12.68
	7/22/2011	7.29	1,820	47	4.92	28.1	13.60
	10/5/2011	NM	1,164	110.8	33.2*	6.00	13.23
	1/5/2012	7.04	1,590	203	4.21	7.58	11.78
MW-19s	12/8/2009	6.82	1,065	53	2.73	15.6	12.37
	3/16/2010	7.15	895	6	1.95	20.2	12.66
	5/18/2010	6.63	971	150	0.6	10	11.6
	9/10/2010	NM	1,470	114	2.7	43	13.34
	12/20/2010	7.04	1,131	7	1.93	31.9	12.49
	2/18/2011	7.17	1,229	36	2.65	25.5	12.25
	5/10/2011	7.19	1,043	12	1.25	22.5	12.67
	7/25/2011	7.17	1,310	30	1.17	19.5	16.90
	10/5/2011	NM	990	-170.4	18.0*	0.50	14.10
	1/5/2012	6.89	1,302	194	2.53	1.50	11.89
MW-19d	12/8/2009	6.86	1,067	-84	0.71	66.6	10.99
	3/16/2010	7.00	913	-76	0.31	96.2	11.89
	5/12/2010	7.91	1,185	-30	0.4	23	11.7
	9/8/2010	NM	1,219	-103	0.2	80	15.75
	12/20/2010	7.18	1,162	-117	0.24	38.0	9.95
	2/18/2011	6.30	1,257	17	0.49	35.3	11.57
	5/10/2011	7.14	1,256	-120	0.26	64.2	12.78
	7/25/2011	7.20	1,293	-116	0.12	22.0	16.20
	10/5/2011	NM	985	-220	2.8*	0.50	15.10
	1/5/2012	7.09	1,041	-72	0.26	7.49	10.78

Notes:

S.U. = standard pH units

umhos/cm = micromhos per centimeter

mV = millivolts

mg/L = milligrams per liter

NTU = nephelometric turbidity units

°C = degrees Celsius

* = Dissolved oxygen measurement recorded in percent of saturation, not mg/L

NM = not measured

Table 2
 Summary of Field Parameters in Groundwater
 Former Tecumseh Products Company Site
 Tecumseh, Michigan
 First Quarter 2012

Analyte	pH	Conductivity	Redox Potential	Dissolved Oxygen	Turbidity	Temperature	
Units	S.U.	umhos/cm	mV	mg/L	NTU	°C	
MW-20s	12/10/2009	7.48	418	15	2.93	8.30	9.75
	3/17/2010	7.15	411	125	2.08	43.0	6.34
	5/18/2010	6.94	488	177	1.4	47	10.7
	9/10/2010	NM	512	109	1.0	42	18.03
	12/21/2010	7.04	553	94	1.11	35.7	9.63
	2/18/2011	7.58	599	34	1.60	29.7	7.17
	5/13/2011	7.47	550	29	5.98	26.9	10.20
	7/25/2011	7.45	487	38	2.48	19.9	17.50
	10/10/2011	7.14	478	57.2	1.65	4.86	17.25
	1/9/2012	7.22	528	204	3.06	3.25	9.15
MW-20d	12/10/2009	6.87	1,006	-41	0.82	0.77	11.18
	3/17/2010	6.98	928	-89	0.82	22.2	10.85
	5/18/2010	6.92	1,183	27	0.3	10	10.4
	9/10/2010	NM	1,184	-30	0.3	49	15.89
	12/21/2010	6.98	1,205	-110	0.19	34.7	11.08
	2/18/2011	7.38	1,216	-135	0.52	33.5	11.61
	5/13/2011	7.28	1,165	-118	0.26	37.0	12.70
	7/25/2011	7.24	1,155	-135	0.24	19.0	16.69
	10/10/2011	7.01	1,057	-73.0	1.30	0.50	14.87
	1/9/2012	6.98	1,106	-167	0.23	0.0	11.55
MW-21	12/8/2009	7.12	1,049	36	4.43	15.7	11.30
	3/23/2010	7.29	1,002	41	3.48	24.9	12.81
	5/18/2010	7.15	1,134	220	1.8	8.0	12.2
	10/15/2010	6.91	1,160	180	4.2	29.3	13.03
	12/22/2010	7.11	1,084	21	5.00	34.3	11.87
	2/24/2011	6.99	1,243	-10	5.02	28.5	12.03
	5/11/2011	7.23	965	92	6.71	23.2	13.08
	7/28/2011	7.32	1,141	60	3.21	18.0	13.42
	10/6/2011	6.95	971	65.3	65.0*	0.39	13.18
	1/10/2012	6.90	1,105	103	3.94	3.00	12.31

Notes:

S.U. = standard pH units

umhos/cm = micromhos per centimeter

mV = millivolts

mg/L = milligrams per liter

NTU = nephelometric turbidity units

°C = degrees Celsius

* = Dissolved oxygen measurement recorded in percent of saturation, not mg/L

NM = not measured

Table 2
 Summary of Field Parameters in Groundwater
 Former Tecumseh Products Company Site
 Tecumseh, Michigan
 First Quarter 2012

Analyte	pH	Conductivity	Redox Potential	Dissolved Oxygen	Turbidity	Temperature	
Units	S.U.	umhos/cm	mV	mg/L	NTU	°C	
MW-22	12/7/2009	5.73	1,220	190	1.75	4.85	9.62
	3/18/2010	7.37	1,010	-121	0.21	17.6	10.64
	5/18/2010	7.07	1,183	-7	0.3	9	9.2
	9/10/2010	NM	1,357	-114	0.2	41	11.12
	12/22/2010	7.00	1,304	-127	0.19	32.8	10.45
	2/24/2011	6.97	1,299	-139	0.38	33.2	10.03
	5/11/2011	7.24	1,066	-131	0.27	24.0	9.80
	7/21/2011	7.13	1,147	-107	0.16	22.7	11.25
	10/4/2011	6.72	981	-36.3	3.0*	4.00	10.90
	1/9/2012	6.95	1,163	-79	0.39	1.35	10.06
MW-23	12/8/2009	6.63	1,520	-29	0.68	49.0	12.91
	3/16/2010	6.84	1,280	-76	0.25	86.5	10.97
	5/18/2010	7.02	1,600	18	0.2	10	10.6
	9/10/2010	NM	1,550	-87	0.2	44	16.15
	12/21/2010	6.99	1,540	-110	0.65	33.0	12.64
	2/18/2011	6.95	1,540	-127	0.30	37.4	12.23
	5/10/2011	7.17	1,424	-102	0.16	39.7	11.78
	7/25/2011	7.17	1,424	-98	0.10	23.0	13.85
	10/5/2011	7.00	1,050	-48.3	12.8*	4.0	15.92
	11/4/2011	5.64	1,709	NM	NM	4.94	14.70
1/9/2012	6.89	1,390	-77	0.24	3.00	13.12	
MW-24s	12/8/2009	7.24	1,710	5	3.86	NM	13.10
	3/15/2010	7.49	1,142	-10	2.29	27.7	12.26
	5/12/2010	7.95	1,262	91	1.7	10	11.3
	9/8/2010	NM	1,495	54	3.2	43	16.10
	12/14/2010	6.76	1,308	152	2.04	32.5	10.85
	2/14/2011	NM	1,203	157	2.48	26.7	12.30
	5/9/2011	6.84	1,096	131	4.38	21.9	11.71
	7/19/2011	7.09	1,820	123	3.82	19.2	14.69
	10/4/2011	6.82	1,137	125.3	20.0*	1.00	14.66
1/5/2012	7.10	1,087	70	3.81	3.78	13.33	

Notes:

S.U. = standard pH units

umhos/cm = micromhos per centimeter

mV = millivolts

mg/L = milligrams per liter

NTU = nephelometric turbidity units

°C = degrees Celsius

* = Dissolved oxygen measurement recorded in percent of saturation, not mg/L

NM = not measured

Table 2
Summary of Field Parameters in Groundwater
Former Tecumseh Products Company Site
Tecumseh, Michigan
First Quarter 2012

Analyte	pH	Conductivity	Redox Potential	Dissolved Oxygen	Turbidity	Temperature	
Units	S.U.	umhos/cm	mV	mg/L	NTU	°C	
MW-24d	12/8/2009	6.89	3,760	-65	0.58	NM	11.89
	3/15/2010	7.16	2,900	-73	0.73	30.4	12.57
	5/12/2010	7.63	3,600	-9	0.3	9	11.9
	9/8/2010	NM	3,360	114	1.4	44	17.3
	12/14/2010	6.76	4,140	-78	0.40	34.8	7.92
	2/14/2011	NM	4,050	-72	0.32	25.5	11.79
	5/9/2011	6.89	3,730	-75	0.22	24.5	13.19
	7/19/2011	6.92	3,910	-56	0.16	19.2	18.85
	10/4/2011	6.84	3,163	-3.0	2.9*	5.80	14.65
	1/5/2012	6.80	3,560	-53	0.23	0.0	11.85
MW-25s	12/10/2009	7.08	743	71	0.93	31.3	11.01
	3/16/2010	7.09	830	38	1.49	23.8	11.69
	5/14/2010	7.72	1,066	118	0.8	52	11.8
	9/8/2010	NM	1,104	77	1.7	40	13.65
	12/22/2010	6.80	1,061	106	1.70	34.0	12.05
	2/24/2011	6.92	1,034	16	1.58	25.2	11.40
	5/13/2011	7.29	734	31	3.05	24.5	12.35
	7/28/2011	7.02	835	92	2.01	21.0	12.73
	10/10/2011	6.77	825	79.3	3.21	5.29	13.34
	1/5/2012	6.87	820	65	2.22	0.88	11.79
MW-26s	4/6/2010	6.09	1,116	140	0.31	16.2	13.08
	5/14/2010	7.81	1,024	-22	0.2	22	14.3
	9/8/2010	NM	1,128	-64	0.2	49	15.08
	12/17/2010	7.22	938	-86	0.15	31.0	11.06
	2/17/2011	6.37	951	91	0.75	63.5	12.29
	5/12/2011	7.01	953	-72	0.27	55.0	12.78
	7/25/2011	7.16	917	-76	0.21	19.5	15.85
	10/7/2011	6.99	1,005	-8.7	13.7*	2.67	12.55
	1/5/2012	6.93	1,264	-27	0.48	0.55	11.68
MW-27s	3/23/2010	7.38	1,198	-57	0.15	67.8	8.27
	5/17/2010	6.62	1,274	150	0.2	58	11.7
	9/9/2010	NM	1,660	-61	0.3	58	16.68
	12/20/2010	6.87	1,374	1	0.20	45.0	10.62
	2/16/2011	7.19	1,158	40	0.53	31.0	7.37
	5/9/2011	7.35	1,253	48	0.81	33.6	10.72
	7/21/2011	7.27	1,780	-34	0.16	29.0	18.90
	10/5/2011	6.10	1,268	8.4	2.3*	8.00	16.99
	1/6/2012	7.04	1,172	120	0.38	3.35	9.96

Notes:

S.U. = standard pH units

umhos/cm = micromhos per centimeter

mV = millivolts

mg/L = milligrams per liter

NTU = nephelometric turbidity units

°C = degrees Celsius

* = Dissolved oxygen measurement recorded in percent of saturation, not mg/L

NM = not measured

Table 2
 Summary of Field Parameters in Groundwater
 Former Tecumseh Products Company Site
 Tecumseh, Michigan
 First Quarter 2012

Analyte	pH	Conductivity	Redox Potential	Dissolved Oxygen	Turbidity	Temperature	
Units	S.U.	umhos/cm	mV	mg/L	NTU	°C	
MW-27d	3/23/2010	7.27	1,175	-108	0.21	23.9	12.79
	5/17/2010	6.90	1,429	127	0.3	3.0	12.7
	9/9/2010	NM	1,468	-12	0.4	35.0	12.89
	12/20/2010	7.01	1,510	-41	0.26	33.9	10.40
	2/16/2011	7.14	1,360	-102	0.29	30.4	12.45
	5/9/2011	7.26	1,363	-61	0.23	22.9	14.25
	7/22/2011	6.88	1,385	-41	0.36	20.0	15.10
	10/5/2011	6.23	1,231	3.0	3.3*	0.10	13.87
	1/6/2012	7.01	1,372	23	0.33	0.0	11.48
MW-28s	3/23/2010	7.30	778	-1	1.93	22.2	11.50
	5/17/2010	7.48	1,260	148	1.5	10	12.1
	9/9/2010	NM	779	42	1.5	41	12.85
	12/17/2010	6.92	736	130	1.19	35.0	10.10
	2/16/2011	7.18	916	26	1.67	26.0	11.99
	5/12/2011	7.72	1,165	51	3.37	23.5	12.86
	7/22/2011	7.08	880	57	1.87	20.0	12.81
	10/7/2011	7.26	688	88.7	28.3*	2.84	13.08
	1/6/2012	7.12	833	99	2.05	0.55	11.87
MW-28d	3/23/2010	7.26	827	-81	0.31	31.9	11.41
	5/17/2010	7.38	926	148	0.5	16	13.2
	9/9/2010	NM	901	10	0.9	58	13.37
	12/17/2010	7.00	999	-129	0.15	34.9	10.20
	2/16/2011	7.26	936	-174	0.21	29	11.33
	5/12/2011	7.35	940	-144	0.24	39.5	14.75
	7/22/2011	7.10	967	-113	0.10	19.1	14.27
	10/7/2011	7.15	957	-53.3	11.8*	5.35	14.25
	1/6/2012	7.20	1,034	-101	0.32	8.68	10.85
MW-29s	3/18/2010	7.05	2,820	-59	0.37	24.8	12.71
	5/17/2010	6.98	3,270	-16	0.2	18	12.8
	9/9/2010	NM	4,410	-107	0.3	35	16.30
	12/15/2010	6.61	6,020	-121	0.42	39.5	12.91
	2/15/2011	6.78	4,910	-241	0.34	33.9	12.65
	5/12/2011	6.78	3,900	-121	0.22	24.7	13.45
	7/20/2011	6.75	4,680	-80	0.15	23	15.55
	10/10/2011	6.30	5,620	-19.1	1.40	4.47	15.73
	1/6/2012	6.63	4,290	-220	0.28	1.50	14.52

Notes:

S.U. = standard pH units

umhos/cm = micromhos per centimeter

mV = millivolts

mg/L = milligrams per liter

NTU = nephelometric turbidity units

°C = degrees Celsius

* = Dissolved oxygen measurement recorded in percent of saturation, not mg/L

NM = not measured

Table 2
 Summary of Field Parameters in Groundwater
 Former Tecumseh Products Company Site
 Tecumseh, Michigan
 First Quarter 2012

Analyte	pH	Conductivity	Redox Potential	Dissolved Oxygen	Turbidity	Temperature	
Units	S.U.	umhos/cm	mV	mg/L	NTU	°C	
MW-29d	3/18/2010	7.24	1,182	-134	0.21	5,999	13.78
	5/17/2010	7.40	1,405	60	1.0	10	15.0
	9/9/2010	NM	1,437	6	0.6	35	19.35
	12/15/2010	6.99	1,570	-90	1.57	42.3	0.52
	2/15/2011	7.15	1,550	-202	0.30	1245	11.28
	5/12/2011	7.26	1,403	-54	6.65	40.5	21.01
	7/20/2011	7.03	1,482	-70	2.40	48	23.15
	10/10/2011	6.76	1,381	78.9	3.01	3.26	12.65
1/6/2012	6.98	1,530	-42	1.30	0.0	11.76	
MW-30s	3/23/2010	7.03	2,120	-14	1.68	102	9.98
	5/17/2010	7.40	2,430	69	0.2	22	12.1
	9/9/2010	NM	1,840	-85	0.2	52	17.01
	12/16/2010	6.78	1,800	-95	0.34	51.0	13.60
	2/15/2011	7.01	1,740	-115	0.18	61.0	11.38
	5/13/2011	6.90	2,340	-34	0.40	30.0	11.25
	7/20/2011	6.94	1,780	-6	0.11	25.0	15.70
	10/10/2011	6.77	1,565	-8.3	1.21	5.74	16.60
1/6/2012	6.82	2,450	5	0.28	5.00	13.58	
MW-30d	3/23/2010	6.92	1,670	-94	0.36	36.0	12.10
	5/17/2010	7.48	1,910	-5	0.2	44	13.6
	9/9/2010	NM	1,870	-98	0.2	52	16.35
	12/16/2010	6.88	1,830	-94	0.22	44.5	11.70
	2/15/2011	7.11	1,800	-146	0.78	40.3	12.60
	5/13/2011	7.03	1,740	-103	0.48	30.0	13.25
	7/20/2011	7.12	1,680	-88	0.18	28.9	16.40
	10/10/2011	6.87	1,546	-46.8	1.15	7.18	15.00
1/6/2012	6.87	1,560	-68	0.23	0.00	13.90	
MW-31	6/18/2010	6.93	1,416	139	4.96	14.8	12.96
	9/17/2010	7.03	1,052	107	4.60	86.9	11.79
	12/22/2010	7.05	1,176	11	6.99	34.9	10.75
	2/24/2011	6.88	1,208	8	6.51	32.7	10.91
	5/11/2011	7.25	1,090	39	10.20	26.0	12.70
	7/21/2011	7.13	1,055	68	6.32	21.7	16.85
	10/4/2011	6.88	889	113.8	48.3*	4.08	12.10
	1/10/2012	6.91	1,102	128	5.95	0.0	11.36

Notes:

S.U. = standard pH units

umhos/cm = micromhos per centimeter

mV = millivolts

mg/L = milligrams per liter

NTU = nephelometric turbidity units

°C = degrees Celsius

* = Dissolved oxygen measurement recorded in percent of saturation, not mg/L

NM = not measured

Table 2
 Summary of Field Parameters in Groundwater
 Former Tecumseh Products Company Site
 Tecumseh, Michigan
 First Quarter 2012

Analyte		pH	Conductivity	Redox Potential	Dissolved Oxygen	Turbidity	Temperature
Units		S.U.	umhos/cm	mV	mg/L	NTU	°C
MW-32s	9/17/2010	7.29	771	-20	0.31	46.8	17.52
	11/19/2010	7.08	800	-101	0.22	25.8	17.56
	12/28/2010	6.80	830	-62	0.24	31.5	17.20
	2/25/2011	7.14	868	-55	0.42	25.8	17.10
	5/10/2011	7.30	804	-85	0.64	21.7	17.22
	7/28/2011	7.40	804	-30	0.43	18.9	17.93
	10/6/2011	7.14	758	9.8	11.5*	1.00	17.32
	1/10/2012	7.02	819	-22	0.47	0.0	17.44
MW-33s	9/17/2010	7.13	1,006	-95	0.48	39.2	16.55
	11/19/2010	6.79	1,059	-101	0.22	26.7	17.42
	12/22/2010	6.98	1,056	-128	0.30	33.4	17.55
	2/24/2011	7.00	991	-157	0.37	23.0	17.28
	5/10/2011	7.20	1,267	-100	1.31	24.4	16.23
	7/28/2011	7.26	1,188	-64	0.42	19.0	16.09
	10/6/2011	7.03	949	-51.3	12.0*	0.50	16.91
	1/9/2012	6.99	1,055	-70	0.28	0.50	17.91
MW-34s	9/17/2010	7.40	562	21	3.83	44.2	16.02
	11/19/2010	7.22	580	27	4.30	30.0	16.07
	12/28/2010	7.08	585	21	5.68	32.5	15.70
	2/25/2011	7.40	630	-15	5.31	25.5	15.55
	5/10/2011	7.53	677	10	7.19	21.7	15.52
	7/28/2011	7.61	600	48	3.90	19.0	16.16
	10/6/2011	7.24	564	78	69.0*	4.85	15.80
	1/10/2012	7.13	652	98.0	4.97	5.28	15.59

Notes:

S.U. = standard pH units

umhos/cm = micromhos per centimeter

mV = millivolts

mg/L = milligrams per liter

NTU = nephelometric turbidity units

°C = degrees Celsius

* = Dissolved oxygen measurement recorded in percent of saturation, not mg/L

NM = not measured

Table 3
Summary of Detected Volatile Organic Compounds in Groundwater
Former Tecumseh Products Company Site
Tecumseh, Michigan
First Quarter 2012

Analyte	2-Butanone	Chloroethane	1,1-Dichloroethane	1,1-Dichloroethene ⁽²⁾	cis-1,2-Dichloroethene	trans-1,2-Dichloroethene	Tetrachloroethene	1,1,1-Trichloroethane	Trichloroethene	Trichloro-fluoromethane	Vinyl Chloride	
Residential DW Criteria	13,000	430	880	7.0	70	100	5.0	200	5.0	2,600	2.0	
Non-Residential DW Criteria	38,000	1,700	2,500	7.0	70	100	5.0	200	5.0	7,300	2.0	
GSI Criteria	2,200	1,100	740	130	620	1,500 ⁽¹⁾	60 ⁽¹⁾	89	200 ⁽¹⁾	NC	13 ⁽¹⁾	
Residential GWSLs for Vapor Intrusion	4.5E+06	NC	130	390	440	330	11	15,000	9.9	370	5.0	
Non-Residential GWSLs for Vapor Intrusion	1.9E+07	NC	670	1,600	1,800	1,400	55	63,000	42	1,600	50	
Groundwater Contact Criteria	2.4E+08	4.4E+05	2.4E+06	11,000	2.0E+05	2.2E+05	12,000	1.3E+06	22,000	1.1E+06	1,000	
Units	ug/L	ug/L	ug/L	ug/L	ug/L	ug/L	ug/L	ug/L	ug/L	ug/L	ug/L	
MW-01s (16-21')	3/13/2009	<100	<100	<20	<20	<20	<20	750	2,700	<20	<20	
	4/20/2009	NA	<500	<100	<100	<100	<100	1,100	2,200	NA	<100	
	12/9/2009	<100	<100	<20	<20	<20	<20	1,000	3,400	<20	<20	
	3/17/2010	<100	<100	<20	<20	<20	<20	1,400	2,500	<20	<20	
	5/18/2010	<100	<100	<20	<20	<20	<20	1,000	2,700	<20	<20	
	9/10/2010	<100	<100	<20	<20	<20	<20	750	2,400	<20	<20	
	12/28/2010	<100	<100	<20	<20	<20	<20	1,100	2,500	<20	<20	
	2/25/2011	<50	<50	<10	<10	<10	<10	560	1,300	<10	<10	
	5/11/2011 ⁽³⁾	<50	<50	<10	<10	<10	<10	860	1,900	<10	<10	
	7/28/2011	<100	<100	<20	<20	<20	<20	500	1,900	<20	<20	
10/6/2011	<100	<100	<20	<20	<20	<20	540	2,000	<20	<20		
1/9/2012	<100	<100	<20	<20	31	<20	<20	530	2,000	<20	<20	
DUP-01 (MW-01s)	3/13/2009	<20	<20	<20	<20	<20	<20	720	2,700	<20	<20	
MW-02s (23-28')	3/13/2009	<10	<10	<2.0	<2.0	2.4	<2.0	2.2	2.5	280	<2.0	<2.0
	4/20/2009	NA	<50	<10	<10	<10	<10	<10	130	NA	<10	
	12/9/2009	<10	<10	<2.0	<2.0	3.7	<2.0	2.7	2.9	250	<2.0	<2.0
	3/17/2010	13	<10	<2.0	<2.0	4.1	<2.0	2.3	3.1	290	<2.0	<2.0
	5/18/2010	<10	<10	<2.0	<2.0	2.3	<2.0	2.4	2.6	210	<2.0	<2.0
	9/10/2010	<10	<10	<2.0	<2.0	2.3	<2.0	2.3	2.3	220	<2.0	<2.0
	12/22/2010	<10	<10	<2.0	<2.0	2.4	<2.0	2.3	3.1	240	<2.0	<2.0
	2/24/2011	<10	<10	<2.0	<2.0	2.0	<2.0	<2.0	2.6	240	<2.0	<2.0
	5/10/2011 ⁽³⁾	<10	<10	<2.0	<2.0	<2.0	<2.0	<2.0	2.3	250	<2.0	<2.0
	7/28/2011 ⁽⁴⁾	<10	<10	<2.0	<2.0	2.0	<2.0	2.2	2.4	280	<2.0	<2.0
	10/7/2011	<10	<10	<2.0	<2.0	<2.0	<2.0	2.5	2.5	220	<2.0	<2.0
1/10/2012	<10	<10	<2.0	<2.0	<2.0	<2.0	2.8	2.5	190	<2.0	<2.0	

Notes:

Residential and Non-Residential Drinking Water (DW) Criteria, Groundwater Surface Water Interface (GSI) Criteria, and Groundwater Contact Criteria from MDEQ RRD Op Memo 1 Part 201 Generic Cleanup Criteria/Part 213 Risk Based Cleanup Levels, January 23, 2006, as amended March 25, 2011.

Groundwater Screening Levels (GWSLs) for Vapor Intrusion were calculated in accordance with the MDEQ Remediation and Redevelopment Division Program Redesign 2009 document titled *Background Document: Draft Proposed Vapor Intrusion Indoor Air Criteria (IAC), Soil Gas Criteria (SGC), and Groundwater Screening Levels (GW_vSLs) for Vapor Intrusion*, using both residential and non-residential exposure scenarios and the most recent chemical specific toxicity values accepted and/or published by the United States Environmental Protection Agency (USEPA) as of February 1, 2012.

ug/L = micrograms per liter

NC = No criteria

NA = Not analyzed

Bold font denotes concentrations detected above laboratory reporting limits

 Denotes concentrations above one or more criteria

1) Criterion is not protective for surface water used as a drinking water source as described in footnote (X) of MDEQ Op Memo 1 Part 201, Attachment 1.

2) Compound may exhibit characteristic ignitability as defined in 40 C.F.R. § 261.21

3) The average temperature in this sample shipment exceeded the recommended temperature range. Sample results are approximate.

4) Quality control results for trichloroethene are outside the established control limits, the result is approximate.

5) Headspace present in the sample, results are approximate.

Table 3
Summary of Detected Volatile Organic Compounds in Groundwater
Former Tecumseh Products Company Site
Tecumseh, Michigan
First Quarter 2012

Analyte	2-Butanone	Chloroethane	1,1-Dichloroethane	1,1-Dichloroethene ⁽²⁾	cis-1,2-Dichloroethene	trans-1,2-Dichloroethene	Tetrachloroethene	1,1,1-Trichloroethane	Trichloroethene	Trichloro-fluoromethane	Vinyl Chloride	
Residential DW Criteria	13,000	430	880	7.0	70	100	5.0	200	5.0	2,600	2.0	
Non-Residential DW Criteria	38,000	1,700	2,500	7.0	70	100	5.0	200	5.0	7,300	2.0	
GSI Criteria	2,200	1,100	740	130	620	1,500 ⁽¹⁾	60 ⁽¹⁾	89	200 ⁽¹⁾	NC	13 ⁽¹⁾	
Residential GWSLs for Vapor Intrusion	4.5E+06	NC	130	390	440	330	11	15,000	9.9	370	5.0	
Non-Residential GWSLs for Vapor Intrusion	1.9E+07	NC	670	1,600	1,800	1,400	55	63,000	42	1,600	50	
Groundwater Contact Criteria	2.4E+08	4.4E+05	2.4E+06	11,000	2.0E+05	2.2E+05	12,000	1.3E+06	22,000	1.1E+06	1,000	
Units	ug/L	ug/L	ug/L	ug/L	ug/L	ug/L	ug/L	ug/L	ug/L	ug/L	ug/L	
MW-03s (9-14')	3/13/2009	<10	<10	9.1	<2.0	240	9.1	<2.0	<2.0	<2.0	<2.0	140
	4/20/2009	NA	<50	18	<10	490	18	<10	<10	<10	NA	210
	12/8/2009	<120	<120	46	<25	2,200	83	<25	<25	<25	<25	130
	3/17/2010	<25	<25	11	<5.0	460	17	<5.0	<5.0	<5.0	<5.0	42
	5/18/2010	<25	<25	14	<5.0	630	24	<5.0	<5.0	<5.0	<5.0	34
	9/10/2010	<50	<50	29	<10	1,600	63	<10	<10	<10	<10	83
	12/22/2010	<50	<50	32	<10	1,800	82	<10	<10	<10	<10	70
	2/25/2011	<100	<100	33	<20	2,200	110	<20	<20	<20	<20	75
	5/10/2011 ⁽³⁾	<100	<100	25	<20	1,600	77	<20	<20	<20	<20	52
	7/28/2011	<100	<100	23	<20	1,700	78	<20	<20	<20	<20	65
10/6/2011	<100	<100	24	<20	2,100	100	<20	<20	<20	<20	91	
1/10/2012	<50	<50	22	<10	1,300	81	<10	<10	<10	<10	51	
DUP-01 (MW-03s)	12/8/2009	<120	<120	42	<25	2,000	73	<25	<25	<25	<25	120
MW-04s (15-20')	3/13/2009	<120	<120	<25	<25	2,100	70	<25	<25	5,000	<25	460
	4/20/2009	NA	<500	<100	<100	1,700	<100	<100	<100	4,000	NA	520
	12/9/2009	<250	<250	<50	<50	2,500	90	<50	<50	7,100	<50	270
	3/17/2010	<250	<250	<50	<50	2,900	82	<50	<50	7,500	<50	520
	5/18/2010	<250	<250	<50	<50	2,100	58	<50	<50	4,700	<50	280
	9/17/2010	<250	<250	<50	<50	2,400	70	<50	<50	5,200	<50	200
	12/22/2010	<250	<250	<50	<50	2,700	91	<50	<50	6,700	<50	270
	2/25/2011	<250	<250	<50	<50	2,500	82	<50	<50	5,900	<50	280
	5/11/2011 ⁽³⁾	<250	<250	<50	<50	1,900	58	<50	<50	4,600	<50	270
	7/28/2011	<250	<250	<50	<50	1,700	50	<50	<50	4,600	<50	190
	10/6/2011	<250	<250	<50	<50	2,000	58	<50	<50	4,600	<50	190
1/10/2012	<250	<250	<50	<50	1,800	72	<50	<50	4,800	<50	190	

Notes:

Residential and Industrial Drinking Water (DW) Criteria, Groundwater Surface Water Interface (GSI) Criteria, and Groundwater Contact Criteria from MDEQ RRD Op Memo 1 Part 201 Generic Cleanup Criteria/Part 213 Risk Based Cleanup Levels, January 23, 2006, as amended March 25, 2011.

Groundwater Screening Levels (GWSLs) for Vapor Intrusion were calculated in accordance with the MDEQ Remediation and Redevelopment Division Program Redesign 2009 document titled *Background Document: Draft Proposed Vapor Intrusion Indoor Air Criteria (IAC), Soil Gas Criteria (SGC), and Groundwater Screening Levels (GW_v SLs) for Vapor Intrusion*, using both residential and non-residential exposure scenarios and the most recent chemical specific toxicity values accepted and/or published by the United States Environmental Protection Agency (USEPA) as of February 1, 2012.

ug/L = micrograms per liter

NC = No criteria

NA = Not analyzed

Bold font denotes concentrations detected above laboratory reporting limits

Green background Denotes concentrations above one or more criteria

1) Criterion is not protective for surface water used as a drinking water source as described in footnote (X) of MDEQ Op Memo 1 Part 201, Attachment 1.

2) Compound may exhibit characteristic ignitability as defined in 40 C.F.R. § 261.21

3) The average temperature in this sample shipment exceeded the recommended temperature range. Sample results are approximate.

4) Quality control results for trichloroethene are outside the established control limits, the result is approximate.

5) Headspace present in the sample, results are approximate.

Table 3
 Summary of Detected Volatile Organic Compounds in Groundwater
 Former Tecumseh Products Company Site
 Tecumseh, Michigan
 First Quarter 2012

Analyte	2-Butanone	Chloroethane	1,1-Dichloroethane	1,1-Dichloroethene ⁽²⁾	cis-1,2-Dichloroethene	trans-1,2-Dichloroethene	Tetrachloroethene	1,1,1-Trichloroethane	Trichloroethene	Trichloro-fluoromethane	Vinyl Chloride	
Residential DW Criteria	13,000	430	880	7.0	70	100	5.0	200	5.0	2,600	2.0	
Non-Residential DW Criteria	38,000	1,700	2,500	7.0	70	100	5.0	200	5.0	7,300	2.0	
GSI Criteria	2,200	1,100	740	130	620	1,500 ⁽¹⁾	60 ⁽¹⁾	89	200 ⁽¹⁾	NC	13 ⁽¹⁾	
Residential GWSLs for Vapor Intrusion	4.5E+06	NC	130	390	440	330	11	15,000	9.9	370	5.0	
Non-Residential GWSLs for Vapor Intrusion	1.9E+07	NC	670	1,600	1,800	1,400	55	63,000	42	1,600	50	
Groundwater Contact Criteria	2.4E+08	4.4E+05	2.4E+06	11,000	2.0E+05	2.2E+05	12,000	1.3E+06	22,000	1.1E+06	1,000	
Units	ug/L	ug/L	ug/L	ug/L	ug/L	ug/L	ug/L	ug/L	ug/L	ug/L	ug/L	
MW-05s (25-30')	3/13/2009	<5.0	<5.0	<1.0	<1.0	<1.0	<1.0	3.5	<1.0	120	<1.0	<1.0
	4/20/2009	NA	<25	<5.0	<5.0	<5.0	<5.0	<5.0	<5.0	140	NA	<5.0
	12/10/2009	<5.0	<5.0	<1.0	<1.0	<1.0	<1.0	5.3	<1.0	190	<1.0	<1.0
	3/17/2010	<5.0	<5.0	<1.0	<1.0	<1.0	<1.0	6.3	<1.0	160	<1.0	<1.0
	5/17/2010	<5.0	<5.0	<1.0	<1.0	<1.0	<1.0	4.6	<1.0	160	<1.0	<1.0
	9/9/2010	<5.0	<5.0	<1.0	<1.0	<1.0	<1.0	4.6	<1.0	140	<1.0	<1.0
	12/21/2010	<5.0	<5.0	<1.0	<1.0	<1.0	<1.0	4.9	<1.0	160	<1.0	<1.0
	2/24/2011	<5.0	<5.0	<1.0	<1.0	<1.0	<1.0	4.4	<1.0	130	<1.0	<1.0
	5/13/2011	<5.0	<5.0	<1.0	<1.0	<1.0	<1.0	4.9	<1.0	160	<1.0	<1.0
	7/27/2011	<5.0	<5.0	<1.0	<1.0	<1.0	<1.0	4.8	<1.0	150	<1.0	<1.0
10/10/2011	<5.0	<5.0	<1.0	<1.0	<1.0	<1.0	5.1	<1.0	150	<1.0	<1.0	
1/9/2012	<5.0	<5.0	<1.0	<1.0	<1.0	<1.0	5.8	<1.0	150	<1.0	<1.0	
MW-06s (24-29')	3/16/2009	<5.0	<5.0	<1.0	<1.0	<1.0	<1.0	<1.0	<1.0	21	<1.0	<1.0
	4/20/2009	NA	<5.0	<1.0	<1.0	<1.0	<1.0	<1.0	<1.0	23	NA	<1.0
	12/9/2009	<5.0	<5.0	<1.0	<1.0	<1.0	<1.0	<1.0	<1.0	37	<1.0	<1.0
	3/18/2010	<5.0	<5.0	<1.0	<1.0	<1.0	<1.0	<1.0	<1.0	31	<1.0	<1.0
	5/17/2010	<5.0	<5.0	<1.0	<1.0	<1.0	<1.0	<1.0	<1.0	33	<1.0	<1.0
	9/10/2010	<5.0	<5.0	<1.0	<1.0	<1.0	<1.0	<1.0	<1.0	29	<1.0	<1.0
	12/21/2010	<5.0	<5.0	<1.0	<1.0	<1.0	<1.0	<1.0	<1.0	34	<1.0	<1.0
	2/18/2011	<5.0	<5.0	<1.0	<1.0	<1.0	<1.0	<1.0	<1.0	35	<1.0	<1.0
	5/10/2011 ⁽³⁾	<5.0	<5.0	<1.0	<1.0	<1.0	<1.0	<1.0	<1.0	27	<1.0	<1.0
	7/27/2011	<5.0	<5.0	<1.0	<1.0	<1.0	<1.0	<1.0	<1.0	27	<1.0	<1.0
10/5/2011	<5.0	<5.0	<1.0	<1.0	<1.0	<1.0	<1.0	<1.0	30	<1.0	<1.0	
1/9/2012	<5.0	<5.0	<1.0	<1.0	<1.0	<1.0	<1.0	<1.0	31	<1.0	<1.0	

Notes:

Residential and Industrial Drinking Water (DW) Criteria, Groundwater Surface Water Interface (GSI) Criteria, and Groundwater Contact Criteria from MDEQ RRD Op Memo 1 Part 201 Generic Cleanup Criteria/Part 213 Risk Based Cleanup Levels, January 23, 2006, as amended March 25, 2011.
 Groundwater Screening Levels (GWSLs) for Vapor Intrusion were calculated in accordance with the MDEQ Remediation and Redevelopment Division Program Redesign 2009 document titled *Background Document: Draft Proposed Vapor Intrusion Indoor Air Criteria (IAC), Soil Gas Criteria (SGC), and Groundwater Screening Levels (GW_vSLs) for Vapor Intrusion*, using both residential and non-residential exposure scenarios and the most recent chemical specific toxicity values accepted and/or published by the United States Environmental Protection Agency (USEPA) as of February 1, 2012.

ug/L = micrograms per liter

NC = No criteria

NA = Not analyzed

Bold font denotes concentrations detected above laboratory reporting limits

Green background Denotes concentrations above one or more criteria

1) Criterion is not protective for surface water used as a drinking water source as described in footnote (X) of MDEQ Op Memo 1 Part 201, Attachment 1.

2) Compound may exhibit characteristic ignitability as defined in 40 C.F.R. § 261.21

3) The average temperature in this sample shipment exceeded the recommended temperature range. Sample results are approximate.

4) Quality control results for trichloroethene are outside the established control limits, the result is approximate.

5) Headspace present in the sample, results are approximate.

Table 3
 Summary of Detected Volatile Organic Compounds in Groundwater
 Former Tecumseh Products Company Site
 Tecumseh, Michigan
 First Quarter 2012

Analyte	2-Butanone	Chloroethane	1,1-Dichloroethane	1,1-Dichloroethene ⁽²⁾	cis-1,2-Dichloroethene	trans-1,2-Dichloroethene	Tetrachloroethene	1,1,1-Trichloroethane	Trichloroethene	Trichloro-fluoromethane	Vinyl Chloride	
Residential DW Criteria	13,000	430	880	7.0	70	100	5.0	200	5.0	2,600	2.0	
Non-Residential DW Criteria	38,000	1,700	2,500	7.0	70	100	5.0	200	5.0	7,300	2.0	
GSI Criteria	2,200	1,100	740	130	620	1,500 ⁽¹⁾	60 ⁽¹⁾	89	200 ⁽¹⁾	NC	13 ⁽¹⁾	
Residential GWSLs for Vapor Intrusion	4.5E+06	NC	130	390	440	330	11	15,000	9.9	370	5.0	
Non-Residential GWSLs for Vapor Intrusion	1.9E+07	NC	670	1,600	1,800	1,400	55	63,000	42	1,600	50	
Groundwater Contact Criteria	2.4E+08	4.4E+05	2.4E+06	11,000	2.0E+05	2.2E+05	12,000	1.3E+06	22,000	1.1E+06	1,000	
Units	ug/L	ug/L	ug/L	ug/L	ug/L	ug/L	ug/L	ug/L	ug/L	ug/L	ug/L	
MW-07s (23.5-28.5')	3/16/2009	<5.0	<5.0	<1.0	<1.0	<1.0	<1.0	<1.0	2.1	10	<1.0	<1.0
	4/20/2009	NA	<5.0	<1.0	<1.0	<1.0	<1.0	<1.0	1.6	11	NA	<1.0
	12/10/2009	<5.0	<5.0	<1.0	<1.0	<1.0	<1.0	<1.0	1.8	14	<1.0	<1.0
	3/17/2010	<5.0	<5.0	<1.0	<1.0	<1.0	<1.0	<1.0	1.9	13	<1.0	<1.0
	5/17/2010	<5.0	<5.0	<1.0	<1.0	<1.0	<1.0	<1.0	1.9	13	<1.0	<1.0
	9/10/2010	<5.0	<5.0	<1.0	<1.0	<1.0	<1.0	<1.0	1.4	12	<1.0	<1.0
	12/21/2010	<5.0	<5.0	<1.0	<1.0	<1.0	<1.0	<1.0	2.1	16	<1.0	<1.0
	2/24/2011	<5.0	<5.0	<1.0	<1.0	<1.0	<1.0	<1.0	1.6	12	<1.0	<1.0
	5/13/2011	<5.0	<5.0	<1.0	<1.0	<1.0	<1.0	<1.0	1.5	12	<1.0	<1.0
	7/27/2011	<5.0	<5.0	<1.0	<1.0	<1.0	<1.0	<1.0	1.2	11	<1.0	<1.0
10/10/2011	<5.0	<5.0	<1.0	<1.0	<1.0	<1.0	<1.0	1.4	13	<1.0	<1.0	
1/9/2012	<5.0	<5.0	<1.0	<1.0	<1.0	<1.0	<1.0	1.6	14	<1.0	<1.0	
MW-08s (23.5-28.5')	3/16/2009	<5.0	<5.0	<1.0	<1.0	<1.0	<1.0	<1.0	<1.0	11	<1.0	<1.0
	4/20/2009	NA	<5.0	<1.0	<1.0	<1.0	<1.0	<1.0	<1.0	10	NA	<1.0
	12/10/2009	<5.0	<5.0	<1.0	<1.0	<1.0	<1.0	<1.0	<1.0	11	<1.0	<1.0
DUP-01 (MW-08s)	4/20/2009	NA	NA	<1.0	<1.0	<1.0	<1.0	<1.0	<1.0	10	NA	<1.0
MW-09s (7-12')	3/16/2009	<100	<100	<20	<20	<20	<20	<20	160	1,700	<20	<20
	4/20/2009	NA	<500	<100	<100	<100	<100	<100	220	2,100	NA	<100
	12/9/2009	<100	<100	<20	<20	<20	<20	<20	150	2,400	<20	<20
	3/18/2010	<100	<100	<20	<20	<20	<20	<20	120	1,500	<20	<20
	5/18/2010	<100	<100	<20	<20	<20	<20	<20	120	1,700	<20	<20
	9/17/2010	<100	<100	<20	<20	<20	<20	<20	120	1,700	<20	<20
	2/25/2011	<50	<50	<10	<10	<10	<10	<10	84	1,100	<10	<10
5/11/2011 ⁽³⁾	<50	<50	<10	<10	<10	<10	<10	83	1,200	<10	<10	

Notes:

Residential and Industrial Drinking Water (DW) Criteria, Groundwater Surface Water Interface (GSI) Criteria, and Groundwater Contact Criteria from MDEQ RRD Op Memo 1 Part 201 Generic Cleanup Criteria/Part 213 Risk Based Cleanup Levels, January 23, 2006, as amended March 25, 2011.

Groundwater Screening Levels (GWSLs) for Vapor Intrusion were calculated in accordance with the MDEQ Remediation and Redevelopment Division Program Redesign 2009 document titled *Background Document: Draft Proposed Vapor Intrusion Indoor Air Criteria (IAC), Soil Gas Criteria (SGC), and Groundwater Screening Levels (GW_{VI}SLs) for Vapor Intrusion*, using both residential and non-residential exposure scenarios and the most recent chemical specific toxicity values accepted and/or published by the United States Environmental Protection Agency (USEPA) as of February 1, 2012.

ug/L = micrograms per liter

NC = No criteria

NA = Not analyzed

Bold font denotes concentrations detected above laboratory reporting limits

Green background denotes concentrations above one or more criteria

1) Criterion is not protective for surface water used as a drinking water source as described in footnote (X) of MDEQ Op Memo 1 Part 201, Attachment 1.

2) Compound may exhibit characteristic ignitability as defined in 40 C.F.R. § 261.21

3) The average temperature in this sample shipment exceeded the recommended temperature range. Sample results are approximate.

4) Quality control results for trichloroethene are outside the established control limits, the result is approximate.

5) Headspace present in the sample, results are approximate.

Table 3
 Summary of Detected Volatile Organic Compounds in Groundwater
 Former Tecumseh Products Company Site
 Tecumseh, Michigan
 First Quarter 2012

Analyte	2-Butanone	Chloroethane	1,1-Dichloroethane	1,1-Dichloroethene ⁽²⁾	cis-1,2-Dichloroethene	trans-1,2-Dichloroethene	Tetrachloroethene	1,1,1-Trichloroethane	Trichloroethene	Trichloro-fluoromethane	Vinyl Chloride
Residential DW Criteria	13,000	430	880	7.0	70	100	5.0	200	5.0	2,600	2.0
Non-Residential DW Criteria	38,000	1,700	2,500	7.0	70	100	5.0	200	5.0	7,300	2.0
GSI Criteria	2,200	1,100	740	130	620	1,500 ⁽¹⁾	60 ⁽¹⁾	89	200 ⁽¹⁾	NC	13 ⁽¹⁾
Residential GWSLs for Vapor Intrusion	4.5E+06	NC	130	390	440	330	11	15,000	9.9	370	5.0
Non-Residential GWSLs for Vapor Intrusion	1.9E+07	NC	670	1,600	1,800	1,400	55	63,000	42	1,600	50
Groundwater Contact Criteria	2.4E+08	4.4E+05	2.4E+06	11,000	2.0E+05	2.2E+05	12,000	1.3E+06	22,000	1.1E+06	1,000
Units	ug/L	ug/L	ug/L	ug/L	ug/L	ug/L	ug/L	ug/L	ug/L	ug/L	ug/L
MW-10s (8-13')	5/15/2009	NA	<1.0	<1.0	<1.0	<1.0	<1.0	<1.0	<1.0	<1.0	<1.0
	12/9/2009	<5.0	<5.0	<1.0	<1.0	<1.0	<1.0	<1.0	<1.0	<1.0	<1.0
	3/16/2010	<5.0	<5.0	<1.0	<1.0	<1.0	<1.0	<1.0	<1.0	<1.0	<1.0
	5/12/2010	<5.0	<5.0	<1.0	<1.0	<1.0	<1.0	<1.0	<1.0	<1.0	<1.0
	9/3/2010	<5.0	<5.0	<1.0	<1.0	<1.0	<1.0	<1.0	<1.0	<1.0	<1.0
	12/16/2010	<5.0	<5.0	<1.0	<1.0	<1.0	<1.0	<1.0	<1.0	<1.0	<1.0
	2/15/2011	<5.0	<5.0	<1.0	<1.0	<1.0	<1.0	<1.0	<1.0	<1.0	<1.0
	5/9/2011 ⁽³⁾	<5.0	<5.0	<1.0	<1.0	<1.0	<1.0	<1.0	<1.0	<1.0	<1.0
	7/20/2011	<5.0	<5.0	<1.0	<1.0	<1.0	<1.0	<1.0	<1.0	<1.0	<1.0
DUP-02 (MW-10s)	5/15/2009	NA	<1.0	<1.0	<1.0	<1.0	<1.0	<1.0	<1.0	<1.0	<1.0
MW-10d (14-19')	12/9/2009	<5.0	<5.0	<1.0	<1.0	<1.0	<1.0	<1.0	<1.0	<1.0	<1.0
MW-11s (29-34')	5/14/2009	NA	<1.0	<1.0	<1.0	<1.0	<1.0	<1.0	<1.0	<1.0	<1.0
	1/13/2010	<5.0	<5.0	<1.0	<1.0	<1.0	<1.0	<1.0	<1.0	<1.0	<1.0
	3/15/2010	<5.0	<5.0	<1.0	<1.0	<1.0	<1.0	<1.0	<1.0	<1.0	<1.0
	5/14/2010	<5.0	<5.0	<1.0	<1.0	<1.0	<1.0	<1.0	<1.0	<1.0	<1.0
	9/3/2010	<5.0	<5.0	<1.0	<1.0	<1.0	<1.0	<1.0	<1.0	<1.0	<1.0
	12/17/2010	<5.0	<5.0	<1.0	<1.0	<1.0	<1.0	<1.0	<1.0	<1.0	<1.0
	2/17/2011	<5.0	<5.0	<1.0	<1.0	<1.0	<1.0	<1.0	<1.0	<1.0	<1.0
	5/12/2011	<5.0	<5.0	<1.0	<1.0	<1.0	<1.0	<1.0	<1.0	<1.0	<1.0
	7/22/2011	<5.0	<5.0	<1.0	<1.0	<1.0	<1.0	<1.0	<1.0	<1.0	<1.0
DUP-02 (MW-11s)	5/14/2010	<5.0	<5.0	<1.0	<1.0	<1.0	<1.0	<1.0	<1.0	<1.0	<1.0
DUP-01 (MW-11s)	9/3/2010	<5.0	<5.0	<1.0	<1.0	<1.0	<1.0	<1.0	<1.0	<1.0	<1.0

Notes:

Residential and Industrial Drinking Water (DW) Criteria, Groundwater Surface Water Interface (GSI) Criteria, and Groundwater Contact Criteria from MDEQ RRD Op Memo 1 Part 201 Generic Cleanup Criteria/Part 213 Risk Based Cleanup Levels, January 23, 2006, as amended March 25, 2011.

Groundwater Screening Levels (GWSLs) for Vapor Intrusion were calculated in accordance with the MDEQ Remediation and Redevelopment Division Program Redesign 2009 document titled *Background Document: Draft Proposed Vapor Intrusion Indoor Air Criteria (IAC), Soil Gas Criteria (SGC), and*

Groundwater Screening Levels (GW_vSLs) for Vapor Intrusion, using both residential and non-residential exposure scenarios and the most recent chemical specific toxicity values accepted and/or published by the United States Environmental Protection Agency (USEPA) as of February 1, 2012.

ug/L = micrograms per liter

NC = No criteria

NA = Not analyzed

Bold font denotes concentrations detected above laboratory reporting limits

Light Green background Denotes concentrations above one or more criteria

1) Criterion is not protective for surface water used as a drinking water source as described in footnote (X) of MDEQ Op Memo 1 Part 201, Attachment 1.

2) Compound may exhibit characteristic ignitability as defined in 40 C.F.R. § 261.21

3) The average temperature in this sample shipment exceeded the recommended temperature range. Sample results are approximate.

4) Quality control results for trichloroethene are outside the established control limits, the result is approximate.

5) Headspace present in the sample, results are approximate.

Table 3
 Summary of Detected Volatile Organic Compounds in Groundwater
 Former Tecumseh Products Company Site
 Tecumseh, Michigan
 First Quarter 2012

Analyte	2-Butanone	Chloroethane	1,1-Dichloroethane	1,1-Dichloroethene ⁽²⁾	cis-1,2-Dichloroethene	trans-1,2-Dichloroethene	Tetrachloroethene	1,1,1-Trichloroethane	Trichloroethene	Trichloro-fluoromethane	Vinyl Chloride	
Residential DW Criteria	13,000	430	880	7.0	70	100	5.0	200	5.0	2,600	2.0	
Non-Residential DW Criteria	38,000	1,700	2,500	7.0	70	100	5.0	200	5.0	7,300	2.0	
GSI Criteria	2,200	1,100	740	130	620	1,500 ⁽¹⁾	60 ⁽¹⁾	89	200 ⁽¹⁾	NC	13 ⁽¹⁾	
Residential GWSLs for Vapor Intrusion	4.5E+06	NC	130	390	440	330	11	15,000	9.9	370	5.0	
Non-Residential GWSLs for Vapor Intrusion	1.9E+07	NC	670	1,600	1,800	1,400	55	63,000	42	1,600	50	
Groundwater Contact Criteria	2.4E+08	4.4E+05	2.4E+06	11,000	2.0E+05	2.2E+05	12,000	1.3E+06	22,000	1.1E+06	1,000	
Units	ug/L	ug/L	ug/L	ug/L	ug/L	ug/L	ug/L	ug/L	ug/L	ug/L	ug/L	
MW-12s (12-17')	5/15/2009	NA	<1.0	<1.0	<1.0	<1.0	<1.0	1.4	<1.0	<1.0	<1.0	<1.0
	12/30/2009	<5.0	<5.0	<1.0	<1.0	<1.0	<1.0	1.4	<1.0	<1.0	<1.0	<1.0
	3/15/2010	<5.0	<5.0	<1.0	<1.0	<1.0	<1.0	<1.0	<1.0	<1.0	<1.0	<1.0
	5/14/2010	<5.0	<5.0	<1.0	<1.0	<1.0	<1.0	1.0	<1.0	<1.0	<1.0	<1.0
	9/3/2010	<5.0	<5.0	<1.0	<1.0	<1.0	<1.0	1.6	<1.0	<1.0	<1.0	<1.0
	12/14/2010	<5.0	<5.0	<1.0	<1.0	<1.0	<1.0	<1.0	<1.0	<1.0	<1.0	<1.0
	2/14/2011	<5.0	<5.0	<1.0	<1.0	<1.0	<1.0	<1.0	<1.0	<1.0	<1.0	<1.0
	5/12/2011	<5.0	<5.0	<1.0	<1.0	<1.0	<1.0	1.6	<1.0	<1.0	<1.0	<1.0
	7/20/2011	<5.0	<5.0	<1.0	<1.0	<1.0	<1.0	1.4	<1.0	<1.0	<1.0	<1.0
10/7/2011	<5.0	<5.0	<1.0	<1.0	<1.0	<1.0	1.9	<1.0	<1.0	<1.0	<1.0	
1/4/2012	<5.0	<5.0	<1.0	<1.0	<1.0	<1.0	2.2	<1.0	<1.0	<1.0	<1.0	
MW-12d (33-38')	3/18/2010	<5.0	<5.0	<1.0	<1.0	<1.0	<1.0	<1.0	<1.0	<1.0	<1.0	<1.0
	5/14/2010	<5.0	<5.0	<1.0	<1.0	<1.0	<1.0	<1.0	<1.0	<1.0	<1.0	<1.0
	9/3/2010	<5.0	<5.0	<1.0	<1.0	<1.0	<1.0	<1.0	<1.0	<1.0	<1.0	<1.0
	12/14/2010	<5.0	<5.0	<1.0	<1.0	<1.0	<1.0	<1.0	<1.0	<1.0	<1.0	<1.0
	2/14/2011	<5.0	<5.0	<1.0	<1.0	<1.0	<1.0	<1.0	<1.0	<1.0	<1.0	<1.0
	5/12/2011	<5.0	<5.0	<1.0	<1.0	<1.0	<1.0	<1.0	<1.0	<1.0	<1.0	<1.0
	7/20/2011	<5.0	<5.0	<1.0	<1.0	<1.0	<1.0	<1.0	<1.0	<1.0	<1.0	<1.0
	10/7/2011	<5.0	<5.0	<1.0	<1.0	<1.0	<1.0	<1.0	<1.0	<1.0	<1.0	<1.0
1/4/2012	<5.0	<5.0	<1.0	<1.0	<1.0	<1.0	<1.0	<1.0	<1.0	<1.0	<1.0	
MW-13s (13-18')	5/15/2009	NA	<1.0	<1.0	<1.0	<1.0	<1.0	<1.0	<1.0	<1.0	<1.0	<1.0
	12/10/2009	<5.0	<5.0	<1.0	<1.0	<1.0	<1.0	<1.0	<1.0	<1.0	<1.0	<1.0
	3/15/2010	<5.0	<5.0	<1.0	<1.0	<1.0	<1.0	<1.0	<1.0	<1.0	<1.0	<1.0
	5/14/2010	<5.0	<5.0	<1.0	<1.0	<1.0	<1.0	<1.0	<1.0	<1.0	<1.0	<1.0
	9/3/2010	<5.0	<5.0	<1.0	<1.0	<1.0	<1.0	<1.0	<1.0	<1.0	<1.0	<1.0
	12/14/2010	<5.0	<5.0	<1.0	<1.0	<1.0	<1.0	<1.0	<1.0	<1.0	<1.0	<1.0
	2/14/2011	<5.0	<5.0	<1.0	<1.0	<1.0	<1.0	<1.0	<1.0	<1.0	<1.0	<1.0
	5/12/2011	<5.0	<5.0	<1.0	<1.0	<1.0	<1.0	<1.0	<1.0	<1.0	<1.0	<1.0
	7/20/2011	<5.0	<5.0	<1.0	<1.0	<1.0	<1.0	<1.0	<1.0	<1.0	<1.0	<1.0
	10/10/2011	<5.0	<5.0	<1.0	<1.0	<1.0	<1.0	<1.0	<1.0	<1.0	<1.0	<1.0
1/4/2012	<5.0	<5.0	<1.0	<1.0	<1.0	<1.0	<1.0	<1.0	<1.0	<1.0	<1.0	

Notes:

Residential and Industrial Drinking Water (DW) Criteria, Groundwater Surface Water Interface (GSI) Criteria, and Groundwater Contact Criteria from MDEQ RRD Op Memo 1 Part 201 Generic Cleanup Criteria/Part 213 Risk Based Cleanup Levels, January 23, 2006, as amended March 25, 2011.
 Groundwater Screening Levels (GWSLs) for Vapor Intrusion were calculated in accordance with the MDEQ Remediation and Redevelopment Division Program Redesign 2009 document titled *Background Document: Draft Proposed Vapor Intrusion Indoor Air Criteria (IAC), Soil Gas Criteria (SGC), and Groundwater Screening Levels (GW_{VI} SLs) for Vapor Intrusion*, using both residential and non-residential exposure scenarios and the most recent chemical specific toxicity values accepted and/or published by the United States Environmental Protection Agency (USEPA) as of February 1, 2012.

ug/L = micrograms per liter

NC = No criteria

NA = Not analyzed

Bold font denotes concentrations detected above laboratory reporting limits

 Denotes concentrations above one or more criteria

- 1) Criterion is not protective for surface water used as a drinking water source as described in footnote (X) of MDEQ Op Memo 1 Part 201, Attachment 1.
- 2) Compound may exhibit characteristic ignitability as defined in 40 C.F.R. § 261.21
- 3) The average temperature in this sample shipment exceeded the recommended temperature range. Sample results are approximate.
- 4) Quality control results for trichloroethene are outside the established control limits, the result is approximate.
- 5) Headspace present in the sample, results are approximate.

Table 3
 Summary of Detected Volatile Organic Compounds in Groundwater
 Former Tecumseh Products Company Site
 Tecumseh, Michigan
 First Quarter 2012

Analyte	2-Butanone	Chloroethane	1,1-Dichloroethane	1,1-Dichloroethene ⁽²⁾	cis-1,2-Dichloroethene	trans-1,2-Dichloroethene	Tetrachloroethene	1,1,1-Trichloroethane	Trichloroethene	Trichloro-fluoromethane	Vinyl Chloride
Residential DW Criteria	13,000	430	880	7.0	70	100	5.0	200	5.0	2,600	2.0
Non-Residential DW Criteria	38,000	1,700	2,500	7.0	70	100	5.0	200	5.0	7,300	2.0
GSI Criteria	2,200	1,100	740	130	620	1,500 ⁽¹⁾	60 ⁽¹⁾	89	200 ⁽¹⁾	NC	13 ⁽¹⁾
Residential GWSLs for Vapor Intrusion	4.5E+06	NC	130	390	440	330	11	15,000	9.9	370	5.0
Non-Residential GWSLs for Vapor Intrusion	1.9E+07	NC	670	1,600	1,800	1,400	55	63,000	42	1,600	50
Groundwater Contact Criteria	2.4E+08	4.4E+05	2.4E+06	11,000	2.0E+05	2.2E+05	12,000	1.3E+06	22,000	1.1E+06	1,000
Units	ug/L	ug/L	ug/L	ug/L	ug/L	ug/L	ug/L	ug/L	ug/L	ug/L	ug/L

MW-14s (4-9')	5/14/2009	NA	<1.0	<1.0	<1.0	<1.0	<1.0	<1.0	<1.0	<1.0	<1.0
	12/8/2009	<5.0	<5.0	<1.0	<1.0	<1.0	<1.0	<1.0	<1.0	<1.0	<1.0
	3/15/2010	<5.0	<5.0	<1.0	<1.0	<1.0	<1.0	<1.0	<1.0	<1.0	<1.0
	5/12/2010	<5.0	<5.0	<1.0	<1.0	<1.0	<1.0	<1.0	<1.0	<1.0	<1.0
	9/3/2010	<5.0	<5.0	<1.0	<1.0	<1.0	<1.0	<1.0	<1.0	<1.0	<1.0
	12/20/2010	<5.0	<5.0	<1.0	<1.0	<1.0	<1.0	<1.0	<1.0	<1.0	<1.0
	2/16/2011	<5.0	<5.0	<1.0	<1.0	<1.0	<1.0	<1.0	<1.0	<1.0	<1.0
	5/11/2011 ⁽³⁾	<5.0	<5.0	<1.0	<1.0	<1.0	<1.0	<1.0	<1.0	<1.0	<1.0
	7/21/2011	<5.0	<5.0	<1.0	<1.0	<1.0	<1.0	<1.0	<1.0	<1.0	<1.0
10/7/2011	<5.0	<5.0	<1.0	<1.0	<1.0	<1.0	<1.0	<1.0	<1.0	<1.0	
1/4/2012	<5.0	<5.0	<1.0	<1.0	<1.0	<1.0	<1.0	<1.0	<1.0	<1.0	
MW-14d (37.5-42.5')	3/23/2010	<5.0	<5.0	<1.0	<1.0	<1.0	<1.0	<1.0	<1.0	<1.0	<1.0
	5/14/2010	<5.0	<5.0	<1.0	<1.0	<1.0	<1.0	<1.0	<1.0	<1.0	<1.0
	9/3/2010	<5.0	<5.0	<1.0	<1.0	<1.0	<1.0	<1.0	<1.0	<1.0	<1.0
	12/16/2010	<5.0	<5.0	<1.0	<1.0	<1.0	<1.0	<1.0	<1.0	<1.0	<1.0
	2/16/2011	<5.0	<5.0	<1.0	<1.0	<1.0	<1.0	<1.0	<1.0	<1.0	<1.0
	5/9/2011 ⁽³⁾	<5.0	<5.0	<1.0	<1.0	<1.0	<1.0	<1.0	<1.0	<1.0	<1.0
	7/21/2011	<5.0	<5.0	<1.0	<1.0	<1.0	<1.0	<1.0	<1.0	<1.0	<1.0
	10/5/2011	<5.0	<5.0	<1.0	<1.0	<1.0	<1.0	<1.0	<1.0	<1.0	<1.0
1/4/2012	<5.0	<5.0	<1.0	<1.0	<1.0	<1.0	<1.0	<1.0	<1.0	<1.0	
DUP-01 (MW-14d)	2/16/2011	<5.0	<5.0	<1.0	<1.0	<1.0	<1.0	<1.0	<1.0	<1.0	<1.0
	5/9/2011 ⁽³⁾	<5.0	<5.0	<1.0	<1.0	<1.0	<1.0	<1.0	<1.0	<1.0	<1.0
	7/21/2011	<5.0	<5.0	<1.0	<1.0	<1.0	<1.0	<1.0	<1.0	<1.0	<1.0
	10/5/2011	<5.0	<5.0	<1.0	<1.0	<1.0	<1.0	<1.0	<1.0	<1.0	<1.0
	1/4/2012	<5.0	<5.0	<1.0	<1.0	<1.0	<1.0	<1.0	<1.0	<1.0	<1.0

Notes:

Residential and Industrial Drinking Water (DW) Criteria, Groundwater Surface Water Interface (GSI) Criteria, and Groundwater Contact Criteria from MDEQ RRD Op Memo 1 Part 201 Generic Cleanup Criteria/Part 213 Risk Based Cleanup Levels, January 23, 2006, as amended March 25, 2011.
 Groundwater Screening Levels (GWSLs) for Vapor Intrusion were calculated in accordance with the MDEQ Remediation and Redevelopment Division Program Redesign 2009 document titled *Background Document: Draft Proposed Vapor Intrusion Indoor Air Criteria (IAC), Soil Gas Criteria (SGC), and Groundwater Screening Levels (GW_v SLs) for Vapor Intrusion*, using both residential and non-residential exposure scenarios and the most recent chemical specific toxicity values accepted and/or published by the United States Environmental Protection Agency (USEPA) as of February 1, 2012.

ug/L = micrograms per liter

NC = No criteria

NA = Not analyzed

Bold font denotes concentrations detected above laboratory reporting limits

Denotes concentrations above one or more criteria

1) Criterion is not protective for surface water used as a drinking water source as described in footnote (X) of MDEQ Op Memo 1 Part 201, Attachment 1.

2) Compound may exhibit characteristic ignitability as defined in 40 C.F.R. § 261.21

3) The average temperature in this sample shipment exceeded the recommended temperature range. Sample results are approximate.

4) Quality control results for trichloroethene are outside the established control limits, the result is approximate.

5) Headspace present in the sample, results are approximate.

Table 3
 Summary of Detected Volatile Organic Compounds in Groundwater
 Former Tecumseh Products Company Site
 Tecumseh, Michigan
 First Quarter 2012

Analyte	2-Butanone	Chloroethane	1,1-Dichloroethane	1,1-Dichloroethene ⁽²⁾	cis-1,2-Dichloroethene	trans-1,2-Dichloroethene	Tetrachloroethene	1,1,1-Trichloroethane	Trichloroethene	Trichloro-fluoromethane	Vinyl Chloride
Residential DW Criteria	13,000	430	880	7.0	70	100	5.0	200	5.0	2,600	2.0
Non-Residential DW Criteria	38,000	1,700	2,500	7.0	70	100	5.0	200	5.0	7,300	2.0
GSI Criteria	2,200	1,100	740	130	620	1,500 ⁽¹⁾	60 ⁽¹⁾	89	200 ⁽¹⁾	NC	13 ⁽¹⁾
Residential GWSLs for Vapor Intrusion	4.5E+06	NC	130	390	440	330	11	15,000	9.9	370	5.0
Non-Residential GWSLs for Vapor Intrusion	1.9E+07	NC	670	1,600	1,800	1,400	55	63,000	42	1,600	50
Groundwater Contact Criteria	2.4E+08	4.4E+05	2.4E+06	11,000	2.0E+05	2.2E+05	12,000	1.3E+06	22,000	1.1E+06	1,000
Units	ug/L	ug/L	ug/L	ug/L	ug/L	ug/L	ug/L	ug/L	ug/L	ug/L	ug/L
MW-15s (30-35')	5/15/2009	NA	<1.0	<1.0	<1.0	<1.0	<1.0	<1.0	<1.0	<1.0	<1.0
	12/30/2009	<5.0	<5.0	<1.0	<1.0	<1.0	<1.0	<1.0	<1.0	<1.0	<1.0
	3/15/2010	<5.0	<5.0	<1.0	<1.0	<1.0	<1.0	<1.0	<1.0	<1.0	<1.0
	5/14/2010	<5.0	<5.0	<1.0	<1.0	<1.0	<1.0	<1.0	<1.0	<1.0	<1.0
	9/8/2010	<5.0	<5.0	<1.0	<1.0	<1.0	<1.0	<1.0	<1.0	<1.0	<1.0
	12/17/2010	<5.0	<5.0	<1.0	<1.0	<1.0	<1.0	<1.0	<1.0	<1.0	<1.0
	2/17/2011	<5.0	<5.0	<1.0	<1.0	<1.0	<1.0	<1.0	<1.0	<1.0	<1.0
	5/12/2011	<5.0	<5.0	<1.0	<1.0	<1.0	<1.0	<1.0	<1.0	<1.0	<1.0
	7/25/2011	<5.0	<5.0	<1.0	<1.0	<1.0	<1.0	<1.0	<1.0	<1.0	<1.0
10/7/2011	<5.0	<5.0	<1.0	<1.0	<1.0	<1.0	<1.0	<1.0	<1.0	<1.0	
1/5/2012	<5.0	<5.0	<1.0	<1.0	<1.0	<1.0	<1.0	<1.0	<1.0	<1.0	
MW-17s (3-8')	7/23/2009	<5.0	<5.0	<1.0	<1.0	<1.0	<1.0	<1.0	<1.0	<1.0	<1.0
	12/7/2009	<5.0	<5.0	<1.0	<1.0	<1.0	<1.0	<1.0	<1.0	<1.0	<1.0
	3/18/2010	<5.0	<5.0	<1.0	<1.0	<1.0	<1.0	<1.0	<1.0	<1.0	<1.0
	5/12/2010	<5.0	<5.0	<1.0	<1.0	<1.0	<1.0	<1.0	<1.0	<1.0	<1.0
	9/8/2010	<5.0	<5.0	<1.0	<1.0	<1.0	<1.0	<1.0	<1.0	<1.0	<1.0
	12/16/2010	<5.0	<5.0	<1.0	<1.0	<1.0	<1.0	<1.0	<1.0	<1.0	<1.0
	2/15/2011	<5.0	<5.0	<1.0	<1.0	<1.0	<1.0	<1.0	<1.0	<1.0	<1.0
	5/11/2011 ⁽³⁾	<5.0	<5.0	<1.0	<1.0	<1.0	<1.0	<1.0	<1.0	<1.0	<1.0
	7/21/2011	<5.0	<5.0	<1.0	<1.0	<1.0	<1.0	<1.0	<1.0	<1.0	<1.0
10/4/2011	<5.0	<5.0	<1.0	<1.0	<1.0	<1.0	<1.0	<1.0	<1.0	<1.0	
1/5/2012	<5.0	<5.0	<1.0	<1.0	<1.0	<1.0	<1.0	<1.0	<1.0	<1.0	
MW-18s (26-31')	12/8/2009	<5.0	<5.0	<1.0	<1.0	<1.0	<1.0	<1.0	<1.0	<1.0	<1.0
	3/16/2010	<5.0	<5.0	<1.0	<1.0	<1.0	<1.0	<1.0	<1.0	<1.0	<1.0
	5/12/2010	<5.0	<5.0	<1.0	<1.0	<1.0	<1.0	<1.0	<1.0	<1.0	<1.0
	9/8/2010	<5.0	<5.0	<1.0	<1.0	<1.0	<1.0	<1.0	<1.0	<1.0	<1.0
	12/20/2010	<5.0	<5.0	<1.0	<1.0	<1.0	<1.0	<1.0	<1.0	<1.0	<1.0
	2/17/2011	<5.0	<5.0	<1.0	<1.0	<1.0	<1.0	<1.0	<1.0	<1.0	<1.0
	5/9/2011 ⁽³⁾	<5.0	<5.0	<1.0	<1.0	<1.0	<1.0	<1.0	<1.0	<1.0	<1.0
	7/22/2011	<5.0	<5.0	<1.0	<1.0	<1.0	<1.0	<1.0	<1.0	<1.0	<1.0
10/5/2011	<5.0	<5.0	<1.0	<1.0	<1.0	<1.0	<1.0	<1.0	<1.0	<1.0	
1/5/2012	<5.0	<5.0	<1.0	<1.0	<1.0	<1.0	<1.0	<1.0	<1.0	<1.0	

Notes:

Residential and Industrial Drinking Water (DW) Criteria, Groundwater Surface Water Interface (GSI) Criteria, and Groundwater Contact Criteria from MDEQ RRD Op Memo 1 Part 201 Generic Cleanup Criteria/Part 213 Risk Based Cleanup Levels, January 23, 2006, as amended March 25, 2011.
 Groundwater Screening Levels (GWSLs) for Vapor Intrusion were calculated in accordance with the MDEQ Remediation and Redevelopment Division Program Redesign 2009 document titled *Background Document: Draft Proposed Vapor Intrusion Indoor Air Criteria (IAC), Soil Gas Criteria (SGC), and Groundwater Screening Levels (GW_{VI} SLs) for Vapor Intrusion*, using both residential and non-residential exposure scenarios and the most recent chemical specific toxicity values accepted and/or published by the United States Environmental Protection Agency (USEPA) as of February 1, 2012.

ug/L = micrograms per liter

NC = No criteria

NA = Not analyzed

Bold font denotes concentrations detected above laboratory reporting limits

Green background denotes concentrations above one or more criteria

1) Criterion is not protective for surface water used as a drinking water source as described in footnote (X) of MDEQ Op Memo 1 Part 201, Attachment 1.

2) Compound may exhibit characteristic ignitability as defined in 40 C.F.R. § 261.21

3) The average temperature in this sample shipment exceeded the recommended temperature range. Sample results are approximate.

4) Quality control results for trichloroethene are outside the established control limits, the result is approximate.

5) Headspace present in the sample, results are approximate.

Table 3
 Summary of Detected Volatile Organic Compounds in Groundwater
 Former Tecumseh Products Company Site
 Tecumseh, Michigan
 First Quarter 2012

Analyte	2-Butanone	Chloroethane	1,1-Dichloroethane	1,1-Dichloroethene ⁽²⁾	cis-1,2-Dichloroethene	trans-1,2-Dichloroethene	Tetrachloroethene	1,1,1-Trichloroethane	Trichloroethene	Trichloro-fluoromethane	Vinyl Chloride	
Residential DW Criteria	13,000	430	880	7.0	70	100	5.0	200	5.0	2,600	2.0	
Non-Residential DW Criteria	38,000	1,700	2,500	7.0	70	100	5.0	200	5.0	7,300	2.0	
GSI Criteria	2,200	1,100	740	130	620	1,500 ⁽¹⁾	60 ⁽¹⁾	89	200 ⁽¹⁾	NC	13 ⁽¹⁾	
Residential GWSLs for Vapor Intrusion	4.5E+06	NC	130	390	440	330	11	15,000	9.9	370	5.0	
Non-Residential GWSLs for Vapor Intrusion	1.9E+07	NC	670	1,600	1,800	1,400	55	63,000	42	1,600	50	
Groundwater Contact Criteria	2.4E+08	4.4E+05	2.4E+06	11,000	2.0E+05	2.2E+05	12,000	1.3E+06	22,000	1.1E+06	1,000	
Units	ug/L	ug/L	ug/L	ug/L	ug/L	ug/L	ug/L	ug/L	ug/L	ug/L	ug/L	
MW-19s (25-30')	12/8/2009	<5.0	<5.0	<1.0	<1.0	<1.0	<1.0	<1.0	1.8	31	<1.0	<1.0
	1/13/2010	<5.0	<5.0	<1.0	<1.0	<1.0	<1.0	1.2	2.3	36	<1.0	<1.0
	3/16/2010	<5.0	<5.0	<1.0	<1.0	<1.0	<1.0	1.1	1.7	36	<1.0	<1.0
	5/18/2010	<5.0	<5.0	<1.0	<1.0	<1.0	<1.0	<1.0	1.6	32	<1.0	<1.0
	9/10/2010	<5.0	<5.0	<1.0	<1.0	<1.0	<1.0	1.2	1.8	33	<1.0	<1.0
	12/20/2010	<5.0	<5.0	<1.0	<1.0	<1.0	<1.0	<1.0	1.8	37	<1.0	<1.0
	2/18/2011	<5.0	<5.0	<1.0	<1.0	<1.0	<1.0	1.1	1.8	41	<1.0	<1.0
	5/10/2011 ⁽³⁾	<5.0	<5.0	<1.0	<1.0	<1.0	<1.0	<1.0	1.5	28	<1.0	<1.0
	7/25/2011	<5.0	<5.0	<1.0	<1.0	<1.0	<1.0	1.0	1.4	27	<1.0	<1.0
10/5/2011	<5.0	<5.0	<1.0	<1.0	<1.0	<1.0	1.1	1.7	28	<1.0	<1.0	
1/9/2012	<5.0	<5.0	<1.0	<1.0	<1.0	<1.0	1.2	1.9	34	<1.0	<1.0	
DUP-03 (MW-19s)	9/10/2010	<5.0	<5.0	<1.0	<1.0	<1.0	<1.0	1.0	1.7	32	<1.0	<1.0
DUP-02 (MW-19s)	2/18/2011	<5.0	<5.0	<1.0	<1.0	<1.0	<1.0	1.1	1.8	39	<1.0	<1.0
	5/10/2011 ⁽³⁾	<5.0	<5.0	<1.0	<1.0	<1.0	<1.0	<1.0	1.6	29	<1.0	<1.0
	7/25/2011	<5.0	<5.0	<1.0	<1.0	<1.0	<1.0	1.1	1.4	27	<1.0	<1.0
	10/5/2011	<5.0	<5.0	<1.0	<1.0	<1.0	<1.0	1.1	1.6	28	<1.0	<1.0
	1/9/2012	<5.0	<5.0	<1.0	<1.0	<1.0	<1.0	1.2	1.8	34	<1.0	<1.0
MW-19d (40-45')	12/8/2009	<5.0	<5.0	<1.0	<1.0	<1.0	<1.0	<1.0	<1.0	<1.0	<1.0	<1.0
	3/16/2010	<5.0	<5.0	<1.0	<1.0	<1.0	<1.0	<1.0	<1.0	<1.0	<1.0	<1.0
	5/12/2010	<5.0	<5.0	<1.0	<1.0	<1.0	<1.0	<1.0	<1.0	<1.0	<1.0	<1.0
	9/8/2010	<5.0	<5.0	<1.0	<1.0	<1.0	<1.0	<1.0	<1.0	<1.0	<1.0	<1.0
	12/20/2010	<5.0	<5.0	<1.0	<1.0	<1.0	<1.0	<1.0	<1.0	<1.0	<1.0	<1.0
	2/18/2011	<5.0	<5.0	<1.0	<1.0	<1.0	<1.0	<1.0	<1.0	<1.0	<1.0	<1.0
	5/10/2011 ⁽³⁾	<5.0	<5.0	<1.0	<1.0	<1.0	<1.0	<1.0	<1.0	<1.0	<1.0	<1.0
	7/25/2011	<5.0	<5.0	<1.0	<1.0	<1.0	<1.0	<1.0	<1.0	<1.0	<1.0	<1.0
	10/5/2011	<5.0	<5.0	<1.0	<1.0	<1.0	<1.0	<1.0	<1.0	<1.0	<1.0	<1.0
1/5/2012	<5.0	<5.0	<1.0	<1.0	<1.0	<1.0	<1.0	<1.0	<1.0	<1.0	<1.0	
DUP-01 (MW-19d)	5/12/2010	<5.0	<5.0	<1.0	<1.0	<1.0	<1.0	<1.0	<1.0	<1.0	<1.0	<1.0

Notes:

Residential and Industrial Drinking Water (DW) Criteria, Groundwater Surface Water Interface (GSI) Criteria, and Groundwater Contact Criteria from MDEQ RRD Op Memo 1 Part 201 Generic Cleanup Criteria/Part 213 Risk Based Cleanup Levels, January 23, 2006, as amended March 25, 2011.

Groundwater Screening Levels (GWSLs) for Vapor Intrusion were calculated in accordance with the MDEQ Remediation and Redevelopment Division Program Redesign 2009 document titled *Background Document: Draft Proposed Vapor Intrusion Indoor Air Criteria (IAC), Soil Gas Criteria (SGC), and Groundwater Screening Levels (GW_{VI} SLs) for Vapor Intrusion*, using both residential and non-residential exposure scenarios and the most recent chemical specific toxicity values accepted and/or published by the United States Environmental Protection Agency (USEPA) as of February 1, 2012.

ug/L = micrograms per liter

NC = No criteria

NA = Not analyzed

Bold font denotes concentrations detected above laboratory reporting limits

Green background Denotes concentrations above one or more criteria

1) Criterion is not protective for surface water used as a drinking water source as described in footnote (X) of MDEQ Op Memo 1 Part 201, Attachment 1.

2) Compound may exhibit characteristic ignitability as defined in 40 C.F.R. § 261.21

3) The average temperature in this sample shipment exceeded the recommended temperature range. Sample results are approximate.

4) Quality control results for trichloroethene are outside the established control limits, the result is approximate.

5) Headspace present in the sample, results are approximate.

Table 3
 Summary of Detected Volatile Organic Compounds in Groundwater
 Former Tecumseh Products Company Site
 Tecumseh, Michigan
 First Quarter 2012

Analyte	2-Butanone	Chloroethane	1,1-Dichloroethane	1,1-Dichloroethene ⁽²⁾	cis-1,2-Dichloroethene	trans-1,2-Dichloroethene	Tetrachloroethene	1,1,1-Trichloroethane	Trichloroethene	Trichloro-fluoromethane	Vinyl Chloride	
Residential DW Criteria	13,000	430	880	7.0	70	100	5.0	200	5.0	2,600	2.0	
Non-Residential DW Criteria	38,000	1,700	2,500	7.0	70	100	5.0	200	5.0	7,300	2.0	
GSI Criteria	2,200	1,100	740	130	620	1,500 ⁽¹⁾	60 ⁽¹⁾	89	200 ⁽¹⁾	NC	13 ⁽¹⁾	
Residential GWSLs for Vapor Intrusion	4.5E+06	NC	130	390	440	330	11	15,000	9.9	370	5.0	
Non-Residential GWSLs for Vapor Intrusion	1.9E+07	NC	670	1,600	1,800	1,400	55	63,000	42	1,600	50	
Groundwater Contact Criteria	2.4E+08	4.4E+05	2.4E+06	11,000	2.0E+05	2.2E+05	12,000	1.3E+06	22,000	1.1E+06	1,000	
Units	ug/L	ug/L	ug/L	ug/L	ug/L	ug/L	ug/L	ug/L	ug/L	ug/L	ug/L	
MW-20s (8-13')	12/30/2009	<5.0	<5.0	48	4.0	9.6	<1.0	<1.0	150	71	2.9	<1.0
	1/13/2010	<5.0	<5.0	50	3.5	9.0	<1.0	<1.0	170	70	2.8	<1.0
	3/17/2010	<5.0	<5.0	51	3.8	9.4	<1.0	<1.0	160	64	3.2	<1.0
	5/18/2010	<10	<10	58	5.1	12	<2.0	<2.0	210	94	3.4	<2.0
	9/10/2010	<10	<10	34	4.2	9.7	<2.0	<2.0	230	110	3.8	<2.0
	12/21/2010	<10	<10	24	3.6	6.1	<2.0	<2.0	200	89	3.6	<2.0
	2/18/2011	<10	<10	19	3.3	5.5	<2.0	<2.0	190	93	3.5	<2.0
	5/13/2011	<10	<10	14	2.8	4.1	<2.0	<2.0	190	91	2.9	<2.0
	7/25/2011	<10	<10	6.5	<2.0	2.4	<2.0	<2.0	190	100	2.3	<2.0
	10/10/2011	<10	<10	5.8	<2.0	<2.0	<2.0	<2.0	190	110	3.1	<2.0
1/9/2012	<5.0	<5.0	6.0	1.4	1.9	<1.0	<1.0	190	100	3.2	<1.0	
MW-20d (38.5-43.5')	12/30/2009	<5.0	<5.0	1.2	<1.0	86	<1.0	<1.0	1.9	<1.0	<1.0	3.5
	1/13/2010	<5.0	<5.0	<1.0	<1.0	94	<1.0	<1.0	<1.0	<1.0	<1.0	3.7
	3/17/2010	<5.0	<5.0	<1.0	<1.0	85	<1.0	<1.0	<1.0	<1.0	<1.0	4.4
	5/18/2010	<5.0	<5.0	<1.0	<1.0	120	<1.0	<1.0	<1.0	<1.0	<1.0	3.7
	9/10/2010	<5.0	<5.0	<1.0	<1.0	95	<1.0	<1.0	<1.0	<1.0	<1.0	<1.0
	12/21/2010	<5.0	<5.0	<1.0	<1.0	200	<1.0	<1.0	<1.0	<1.0	<1.0	3.5
	2/18/2011	<10	<10	<2.0	<2.0	190	<2.0	<2.0	<2.0	<2.0	<2.0	3.2
	5/13/2011	<10	<10	<2.0	<2.0	170	<2.0	<2.0	<2.0	<2.0	<2.0	2.6
	7/25/2011	<5.0	<5.0	<1.0	<1.0	170	<1.0	<1.0	<1.0	<1.0	<1.0	2.6
	10/10/2011	<10	<10	<2.0	<2.0	200	<2.0	<2.0	<2.0	<2.0	<2.0	2.5
1/9/2012	<5.0	<5.0	<1.0	<1.0	140	<1.0	<1.0	<1.0	<1.0	<1.0	6.0	
DUP-03 (MW-20d)	5/18/2010	<5.0	<5.0	<1.0	<1.0	120	1.0	<1.0	<1.0	<1.0	<1.0	3.7

Notes:

Residential and Industrial Drinking Water (DW) Criteria, Groundwater Surface Water Interface (GSI) Criteria, and Groundwater Contact Criteria from MDEQ RRD Op Memo 1 Part 201 Generic Cleanup Criteria/Part 213 Risk Based Cleanup Levels, January 23, 2006, as amended March 25, 2011.
 Groundwater Screening Levels (GWSLs) for Vapor Intrusion were calculated in accordance with the MDEQ Remediation and Redevelopment Division Program Redesign 2009 document titled *Background Document: Draft Proposed Vapor Intrusion Indoor Air Criteria (IAC), Soil Gas Criteria (SGC), and Groundwater Screening Levels (GW_{VI} SLs) for Vapor Intrusion*, using both residential and non-residential exposure scenarios and the most recent chemical specific toxicity values accepted and/or published by the United States Environmental Protection Agency (USEPA) as of February 1, 2012.

ug/L = micrograms per liter

NC = No criteria

NA = Not analyzed

Bold font denotes concentrations detected above laboratory reporting limits

Denotes concentrations above one or more criteria

- 1) Criterion is not protective for surface water used as a drinking water source as described in footnote (X) of MDEQ Op Memo 1 Part 201, Attachment 1.
- 2) Compound may exhibit characteristic ignitability as defined in 40 C.F.R. § 261.21
- 3) The average temperature in this sample shipment exceeded the recommended temperature range. Sample results are approximate.
- 4) Quality control results for trichloroethene are outside the established control limits, the result is approximate.
- 5) Headspace present in the sample, results are approximate.

Table 3
 Summary of Detected Volatile Organic Compounds in Groundwater
 Former Tecumseh Products Company Site
 Tecumseh, Michigan
 First Quarter 2012

Analyte	2-Butanone	Chloroethane	1,1-Dichloroethane	1,1-Dichloroethene ⁽²⁾	cis-1,2-Dichloroethene	trans-1,2-Dichloroethene	Tetrachloroethene	1,1,1-Trichloroethane	Trichloroethene	Trichloro-fluoromethane	Vinyl Chloride	
Residential DW Criteria	13,000	430	880	7.0	70	100	5.0	200	5.0	2,600	2.0	
Non-Residential DW Criteria	38,000	1,700	2,500	7.0	70	100	5.0	200	5.0	7,300	2.0	
GSI Criteria	2,200	1,100	740	130	620	1,500 ⁽¹⁾	60 ⁽¹⁾	89	200 ⁽¹⁾	NC	13 ⁽¹⁾	
Residential GWSLs for Vapor Intrusion	4.5E+06	NC	130	390	440	330	11	15,000	9.9	370	5.0	
Non-Residential GWSLs for Vapor Intrusion	1.9E+07	NC	670	1,600	1,800	1,400	55	63,000	42	1,600	50	
Groundwater Contact Criteria	2.4E+08	4.4E+05	2.4E+06	11,000	2.0E+05	2.2E+05	12,000	1.3E+06	22,000	1.1E+06	1,000	
Units	ug/L	ug/L	ug/L	ug/L	ug/L	ug/L	ug/L	ug/L	ug/L	ug/L	ug/L	
MW-21 (28.5-33.5')	12/8/2009	<50	<50	31	<10	59	<10	<10	54	840	<10	<10
	1/13/2010	<50	<50	28	<10	62	<10	<10	56	730	<10	<10
	3/23/2010	<5.0	<5.0	33	2.2	81	7.5	<1.0	62	850	<1.0	<1.0
	5/18/2010	<50	<50	35	<10	89	<10	<10	63	830	<10	<10
	10/15/2010	<50	<50	26	<10	80	<10	<10	59	810	<10	<10
	12/22/2010	<50	<50	25	<10	69	<10	<10	55	730	<10	<10
	2/24/2011	<50	<50	25	<10	66	<10	<10	52	730	<10	<10
	5/11/2011 ⁽³⁾	<50	<50	24	<10	65	<10	<10	49	740	<10	<10
	7/28/2011	<50	<50	22	<10	77	<10	<10	54	1,000	<10	<10
10/6/2011	<50	<50	22	<10	74	<10	<10	55	960	<10	<10	
1/10/2012	<50	<50	27	<10	79	<10	<10	64	990	<10	<10	
DUP-02 (MW-21)	3/23/2010	<5.0	<5.0	33	2.2	79	7.8	<1.0	61	810	<1.0	<1.0
DUP-03 (MW-21)	2/24/2011	<50	<50	24	<10	66	<10	<10	50	740	<10	<10
	5/11/2011 ⁽³⁾	<50	<50	24	<10	66	<10	<10	49	750	<10	<10
	7/28/2011	<50	<50	23	<10	78	<10	<10	57	1,000	<10	<10
	10/6/2011	<50	<50	21	<10	73	<10	<10	52	910	<10	<10
	1/10/2012	<50	<50	27	<10	85	<10	<10	66	1,000	<10	<10
MW-22 (25-30')	12/7/2009	<5.0	<5.0	<1.0	<1.0	<1.0	<1.0	<1.0	<1.0	<1.0	<1.0	10
	3/18/2010	<5.0	<5.0	<1.0	<1.0	<1.0	<1.0	<1.0	<1.0	<1.0	<1.0	8.5
	5/18/2010	<5.0	<5.0	<1.0	<1.0	<1.0	<1.0	<1.0	<1.0	<1.0	<1.0	2.0
	9/10/2010	<5.0	<5.0	<1.0	<1.0	<1.0	<1.0	<1.0	<1.0	<1.0	<1.0	4.3
	12/22/2010	<5.0	<5.0	<1.0	<1.0	<1.0	<1.0	<1.0	<1.0	<1.0	<1.0	3.0
	2/24/2011	<5.0	<5.0	<1.0	<1.0	<1.0	<1.0	<1.0	<1.0	<1.0	<1.0	2.3
	5/11/2011 ⁽³⁾	<5.0	<5.0	<1.0	<1.0	<1.0	<1.0	<1.0	<1.0	<1.0	<1.0	1.4
	7/21/2011	<5.0	<5.0	<1.0	<1.0	<1.0	<1.0	<1.0	<1.0	<1.0	<1.0	2.8
	10/4/2011	<5.0	<5.0	<1.0	<1.0	<1.0	<1.0	<1.0	<1.0	<1.0	<1.0	6.2
1/9/2012	<5.0	<5.0	<1.0	<1.0	<1.0	<1.0	<1.0	<1.0	<1.0	<1.0	8.4	

Notes:

Residential and Industrial Drinking Water (DW) Criteria, Groundwater Surface Water Interface (GSI) Criteria, and Groundwater Contact Criteria from MDEQ RRD Op Memo 1 Part 201 Generic Cleanup Criteria/Part 213 Risk Based Cleanup Levels, January 23, 2006, as amended March 25, 2011.
 Groundwater Screening Levels (GWSLs) for Vapor Intrusion were calculated in accordance with the MDEQ Remediation and Redevelopment Division Program Redesign 2009 document titled *Background Document: Draft Proposed Vapor Intrusion Indoor Air Criteria (IAC), Soil Gas Criteria (SGC), and Groundwater Screening Levels (GW_vSLs) for Vapor Intrusion*, using both residential and non-residential exposure scenarios and the most recent chemical specific toxicity values accepted and/or published by the United States Environmental Protection Agency (USEPA) as of February 1, 2012.

ug/L = micrograms per liter

NC = No criteria

NA = Not analyzed

Bold font denotes concentrations detected above laboratory reporting limits

Green background denotes concentrations above one or more criteria

1) Criterion is not protective for surface water used as a drinking water source as described in footnote (X) of MDEQ Op Memo 1 Part 201, Attachment 1.

2) Compound may exhibit characteristic ignitability as defined in 40 C.F.R. § 261.21

3) The average temperature in this sample shipment exceeded the recommended temperature range. Sample results are approximate.

4) Quality control results for trichloroethene are outside the established control limits, the result is approximate.

5) Headspace present in the sample, results are approximate.

Table 3
 Summary of Detected Volatile Organic Compounds in Groundwater
 Former Tecumseh Products Company Site
 Tecumseh, Michigan
 First Quarter 2012

Analyte	2-Butanone	Chloroethane	1,1-Dichloroethane	1,1-Dichloroethene ⁽²⁾	cis-1,2-Dichloroethene	trans-1,2-Dichloroethene	Tetrachloroethene	1,1,1-Trichloroethane	Trichloroethene	Trichloro-fluoromethane	Vinyl Chloride	
Residential DW Criteria	13,000	430	880	7.0	70	100	5.0	200	5.0	2,600	2.0	
Non-Residential DW Criteria	38,000	1,700	2,500	7.0	70	100	5.0	200	5.0	7,300	2.0	
GSI Criteria	2,200	1,100	740	130	620	1,500 ⁽¹⁾	60 ⁽¹⁾	89	200 ⁽¹⁾	NC	13 ⁽¹⁾	
Residential GWSLs for Vapor Intrusion	4.5E+06	NC	130	390	440	330	11	15,000	9.9	370	5.0	
Non-Residential GWSLs for Vapor Intrusion	1.9E+07	NC	670	1,600	1,800	1,400	55	63,000	42	1,600	50	
Groundwater Contact Criteria	2.4E+08	4.4E+05	2.4E+06	11,000	2.0E+05	2.2E+05	12,000	1.3E+06	22,000	1.1E+06	1,000	
Units	ug/L	ug/L	ug/L	ug/L	ug/L	ug/L	ug/L	ug/L	ug/L	ug/L	ug/L	
MW-23 (17-22')	12/8/2009	<5.0	<5.0	<1.0	<1.0	<1.0	<1.0	<1.0	<1.0	<1.0	<1.0	3.2
	1/13/2010	<5.0	<5.0	<1.0	<1.0	<1.0	<1.0	<1.0	<1.0	<1.0	<1.0	7.6
	3/16/2010	<5.0	<5.0	<1.0	<1.0	<1.0	<1.0	<1.0	<1.0	<1.0	<1.0	4.0
	5/18/2010	<5.0	<5.0	<1.0	<1.0	<1.0	<1.0	<1.0	<1.0	<1.0	<1.0	6.1
	9/10/2010	<5.0	<5.0	<1.0	<1.0	<1.0	<1.0	<1.0	<1.0	<1.0	<1.0	9.0
	12/21/2010	<5.0	<5.0	<1.0	<1.0	<1.0	<1.0	<1.0	<1.0	<1.0	<1.0	17
	2/18/2011	<5.0	<5.0	<1.0	<1.0	<1.0	<1.0	<1.0	<1.0	<1.0	<1.0	18
	5/10/2011 ⁽³⁾	<5.0	<5.0	<1.0	<1.0	<1.0	<1.0	<1.0	<1.0	<1.0	<1.0	25
	7/25/2011	<5.0	<5.0	<1.0	<1.0	<1.0	<1.0	<1.0	<1.0	<1.0	<1.0	23
	10/5/2011	<5.0	<5.0	<1.0	<1.0	<1.0	<1.0	<1.0	<1.0	<1.0	<1.0	56
11/4/2011	<5.0	<5.0	<1.0	<1.0	<1.0	<1.0	<1.0	<1.0	<1.0	<1.0	11	
1/9/2012	<5.0	<5.0	<1.0	<1.0	<1.0	<1.0	<1.0	<1.0	<1.0	<1.0	48	
MW-24s (18.5'-23.5')	12/8/2009	<5.0	<5.0	<1.0	<1.0	<1.0	<1.0	<1.0	<1.0	<1.0	<1.0	<1.0
	3/15/2010	<5.0	<5.0	<1.0	<1.0	<1.0	<1.0	<1.0	<1.0	<1.0	<1.0	<1.0
	5/12/2010	<5.0	<5.0	<1.0	<1.0	<1.0	<1.0	<1.0	<1.0	<1.0	<1.0	<1.0
	9/8/2010	<5.0	<5.0	<1.0	<1.0	<1.0	<1.0	<1.0	<1.0	<1.0	<1.0	<1.0
	12/14/2010	<5.0	<5.0	<1.0	<1.0	<1.0	<1.0	<1.0	<1.0	<1.0	<1.0	<1.0
	2/14/2011	<5.0	<5.0	<1.0	<1.0	<1.0	<1.0	<1.0	<1.0	<1.0	<1.0	<1.0
	5/9/2011 ⁽³⁾	<5.0	<5.0	<1.0	<1.0	<1.0	<1.0	<1.0	<1.0	<1.0	<1.0	<1.0
	7/19/2011	<5.0	<5.0	<1.0	<1.0	<1.0	<1.0	<1.0	<1.0	<1.0	<1.0	<1.0
	10/4/2011	<5.0	<5.0	<1.0	<1.0	<1.0	<1.0	<1.0	<1.0	<1.0	<1.0	<1.0
1/5/2012	<5.0	<5.0	<1.0	<1.0	<1.0	<1.0	<1.0	<1.0	<1.0	<1.0	<1.0	
MW-24d (39-44')	12/8/2009	<5.0	<5.0	<1.0	<1.0	<1.0	<1.0	<1.0	<1.0	<1.0	<1.0	<1.0
	3/15/2010	<5.0	<5.0	<1.0	<1.0	<1.0	<1.0	<1.0	<1.0	<1.0	<1.0	<1.0
	5/12/2010	<5.0	<5.0	<1.0	<1.0	<1.0	<1.0	<1.0	<1.0	<1.0	<1.0	<1.0
	9/8/2010	<5.0	<5.0	<1.0	<1.0	<1.0	<1.0	<1.0	<1.0	<1.0	<1.0	<1.0
	12/14/2010	<5.0	<5.0	<1.0	<1.0	<1.0	<1.0	<1.0	<1.0	<1.0	<1.0	<1.0
	2/14/2011	<5.0	<5.0	<1.0	<1.0	<1.0	<1.0	<1.0	<1.0	<1.0	<1.0	<1.0
	5/9/2011 ⁽³⁾	<5.0	<5.0	<1.0	<1.0	<1.0	<1.0	<1.0	<1.0	<1.0	<1.0	<1.0
	7/19/2011	<5.0	<5.0	<1.0	<1.0	<1.0	<1.0	<1.0	<1.0	<1.0	<1.0	<1.0
	10/4/2011	<5.0	<5.0	<1.0	<1.0	<1.0	<1.0	<1.0	<1.0	<1.0	<1.0	<1.0
1/5/2012	<5.0	<5.0	<1.0	<1.0	<1.0	<1.0	<1.0	<1.0	<1.0	<1.0	<1.0	

Notes:

Residential and Industrial Drinking Water (DW) Criteria, Groundwater Surface Water Interface (GSI) Criteria, and Groundwater Contact Criteria from MDEQ RRD Op Memo 1 Part 201 Generic Cleanup Criteria/Part 213 Risk Based Cleanup Levels, January 23, 2006, as amended March 25, 2011.
 Groundwater Screening Levels (GWSLs) for Vapor Intrusion were calculated in accordance with the MDEQ Remediation and Redevelopment Division Program Redesign 2009 document titled *Background Document: Draft Proposed Vapor Intrusion Indoor Air Criteria (IAC), Soil Gas Criteria (SGC), and Groundwater Screening Levels (GW_v SLs) for Vapor Intrusion*, using both residential and non-residential exposure scenarios and the most recent chemical specific toxicity values accepted and/or published by the United States Environmental Protection Agency (USEPA) as of February 1, 2012.

ug/L = micrograms per liter

NC = No criteria

NA = Not analyzed

Bold font denotes concentrations detected above laboratory reporting limits

Green background Denotes concentrations above one or more criteria

1) Criterion is not protective for surface water used as a drinking water source as described in footnote (X) of MDEQ Op Memo 1 Part 201, Attachment 1.

2) Compound may exhibit characteristic ignitability as defined in 40 C.F.R. § 261.21

3) The average temperature in this sample shipment exceeded the recommended temperature range. Sample results are approximate.

4) Quality control results for trichloroethene are outside the established control limits, the result is approximate.

5) Headspace present in the sample, results are approximate.

Table 3
 Summary of Detected Volatile Organic Compounds in Groundwater
 Former Tecumseh Products Company Site
 Tecumseh, Michigan
 First Quarter 2012

Analyte		2-Butanone	Chloroethane	1,1-Dichloroethane	1,1-Dichloroethene ⁽²⁾	cis-1,2-Dichloroethene	trans-1,2-Dichloroethene	Tetrachloroethene	1,1,1-Trichloroethane	Trichloroethene	Trichloro-fluoromethane	Vinyl Chloride
Residential DW Criteria		13,000	430	880	7.0	70	100	5.0	200	5.0	2,600	2.0
Non-Residential DW Criteria		38,000	1,700	2,500	7.0	70	100	5.0	200	5.0	7,300	2.0
GSI Criteria		2,200	1,100	740	130	620	1,500 ⁽¹⁾	60 ⁽¹⁾	89	200 ⁽¹⁾	NC	13 ⁽¹⁾
Residential GWSLs for Vapor Intrusion		4.5E+06	NC	130	390	440	330	11	15,000	9.9	370	5.0
Non-Residential GWSLs for Vapor Intrusion		1.9E+07	NC	670	1,600	1,800	1,400	55	63,000	42	1,600	50
Groundwater Contact Criteria		2.4E+08	4.4E+05	2.4E+06	11,000	2.0E+05	2.2E+05	12,000	1.3E+06	22,000	1.1E+06	1,000
Units		ug/L	ug/L	ug/L	ug/L	ug/L	ug/L	ug/L	ug/L	ug/L	ug/L	ug/L
MW-25s (20-25')	12/10/2009	<5.0	<5.0	1.7	<1.0	8.8	<1.0	<1.0	4.8	<1.0	<1.0	<1.0
	3/16/2010	<5.0	<5.0	1.2	<1.0	<1.0	<1.0	<1.0	17	1.1	<1.0	<1.0
	5/14/2010	<5.0	<5.0	1.2	<1.0	<1.0	<1.0	<1.0	18	1.0	<1.0	<1.0
	9/8/2010	<5.0	<5.0	1.0	<1.0	<1.0	<1.0	<1.0	19	1.4	<1.0	<1.0
	12/22/2010	<5.0	<5.0	1.2	<1.0	<1.0	<1.0	<1.0	26	2.4	<1.0	<1.0
	2/24/2011	<5.0	<5.0	<1.0	<1.0	<1.0	<1.0	<1.0	19	2.2	<1.0	<1.0
	5/13/2011	<5.0	<5.0	<1.0	<1.0	<1.0	<1.0	<1.0	21	2.2	<1.0	<1.0
	7/28/2011	<5.0	<5.0	<1.0	<1.0	<1.0	<1.0	<1.0	19	2.5	<1.0	<1.0
	10/10/2011	<5.0	<5.0	<1.0	<1.0	<1.0	<1.0	<1.0	20	2.8	<1.0	<1.0
DUP-01 (MW-25s)	1/5/2012	<5.0	<5.0	<1.0	<1.0	<1.0	<1.0	<1.0	20	3.0	<1.0	<1.0
MW-26s (28-33')	3/16/2010	<5.0	<5.0	1.3	<1.0	<1.0	<1.0	<1.0	18	1.0	<1.0	<1.0
	4/6/2010	<5.0	<5.0	<1.0	<1.0	<1.0	<1.0	<1.0	<1.0	<1.0	<1.0	<1.0
	5/14/2010	<5.0	<5.0	<1.0	<1.0	<1.0	<1.0	<1.0	<1.0	<1.0	<1.0	<1.0
	9/8/2010	<5.0	<5.0	<1.0	<1.0	<1.0	<1.0	<1.0	<1.0	<1.0	<1.0	<1.0
	12/17/2010	<5.0	<5.0	<1.0	<1.0	<1.0	<1.0	<1.0	<1.0	<1.0	<1.0	<1.0
	2/17/2011	<5.0	<5.0	<1.0	<1.0	<1.0	<1.0	<1.0	<1.0	<1.0	<1.0	<1.0
	5/12/2011	<5.0	<5.0	<1.0	<1.0	<1.0	<1.0	<1.0	<1.0	<1.0	<1.0	<1.0
	7/25/2011	<5.0	<5.0	<1.0	<1.0	<1.0	<1.0	<1.0	<1.0	<1.0	<1.0	<1.0
	10/7/2011	<5.0	<5.0	<1.0	<1.0	<1.0	<1.0	<1.0	<1.0	<1.0	<1.0	<1.0
DUP-02 (MW-27s)	1/5/2012	<5.0	<5.0	<1.0	<1.0	<1.0	<1.0	<1.0	<1.0	<1.0	<1.0	<1.0
MW-27s (7-12')	3/23/2010	<5.0	<5.0	<1.0	<1.0	<1.0	<1.0	<1.0	<1.0	<1.0	<1.0	<1.0
	5/17/2010	<5.0	<5.0	<1.0	<1.0	<1.0	<1.0	<1.0	<1.0	3.0	<1.0	<1.0
	9/9/2010	<5.0	<5.0	<1.0	<1.0	<1.0	<1.0	<1.0	<1.0	<1.0	<1.0	<1.0
	12/20/2010	<5.0	<5.0	<1.0	<1.0	<1.0	<1.0	<1.0	<1.0	<1.0	<1.0	<1.0
	2/16/2011	<5.0	<5.0	<1.0	<1.0	<1.0	<1.0	<1.0	<1.0	1.4	<1.0	<1.0
	5/9/2011 ⁽³⁾	<5.0	<5.0	<1.0	<1.0	<1.0	<1.0	<1.0	<1.0	1.1	<1.0	<1.0
	7/21/2011	<5.0	<5.0	<1.0	<1.0	<1.0	<1.0	<1.0	<1.0	<1.0	<1.0	<1.0
	10/5/2011	<5.0	<5.0	<1.0	<1.0	<1.0	<1.0	<1.0	<1.0	<1.0	<1.0	<1.0
DUP-02 (MW-27s)	1/6/2012	<5.0	<5.0	<1.0	<1.0	<1.0	<1.0	<1.0	<1.0	<1.0	<1.0	<1.0
DUP-02 (MW-27s)	9/9/2010	<5.0	<5.0	<1.0	<1.0	<1.0	<1.0	<1.0	<1.0	<1.0	<1.0	<1.0

Notes:

Residential and Industrial Drinking Water (DW) Criteria, Groundwater Surface Water Interface (GSI) Criteria, and Groundwater Contact Criteria from MDEQ RRD Op Memo 1 Part 201 Generic Cleanup Criteria/Part 213 Risk Based Cleanup Levels, January 23, 2006, as amended March 25, 2011.
 Groundwater Screening Levels (GWSLs) for Vapor Intrusion were calculated in accordance with the MDEQ Remediation and Redevelopment Division Program Redesign 2009 document titled *Background Document: Draft Proposed Vapor Intrusion Indoor Air Criteria (IAC), Soil Gas Criteria (SGC), and Groundwater Screening Levels (GW_v SLs) for Vapor Intrusion*, using both residential and non-residential exposure scenarios and the most recent chemical specific toxicity values accepted and/or published by the United States Environmental Protection Agency (USEPA) as of February 1, 2012.

ug/L = micrograms per liter

NC = No criteria

NA = Not analyzed

Bold font denotes concentrations detected above laboratory reporting limits

Green background Denotes concentrations above one or more criteria

- 1) Criterion is not protective for surface water used as a drinking water source as described in footnote (X) of MDEQ Op Memo 1 Part 201, Attachment 1.
- 2) Compound may exhibit characteristic ignitability as defined in 40 C.F.R. § 261.21
- 3) The average temperature in this sample shipment exceeded the recommended temperature range. Sample results are approximate.
- 4) Quality control results for trichloroethene are outside the established control limits, the result is approximate.
- 5) Headspace present in the sample, results are approximate.

Table 3
Summary of Detected Volatile Organic Compounds in Groundwater
Former Tecumseh Products Company Site
Tecumseh, Michigan
First Quarter 2012

Analyte	2-Butanone	Chloroethane	1,1-Dichloroethane	1,1-Dichloroethene ⁽²⁾	cis-1,2-Dichloroethene	trans-1,2-Dichloroethene	Tetrachloroethene	1,1,1-Trichloroethane	Trichloroethene	Trichloro-fluoromethane	Vinyl Chloride
Residential DW Criteria	13,000	430	880	7.0	70	100	5.0	200	5.0	2,600	2.0
Non-Residential DW Criteria	38,000	1,700	2,500	7.0	70	100	5.0	200	5.0	7,300	2.0
GSI Criteria	2,200	1,100	740	130	620	1,500 ⁽¹⁾	60 ⁽¹⁾	89	200 ⁽¹⁾	NC	13 ⁽¹⁾
Residential GWSLs for Vapor Intrusion	4.5E+06	NC	130	390	440	330	11	15,000	9.9	370	5.0
Non-Residential GWSLs for Vapor Intrusion	1.9E+07	NC	670	1,600	1,800	1,400	55	63,000	42	1,600	50
Groundwater Contact Criteria	2.4E+08	4.4E+05	2.4E+06	11,000	2.0E+05	2.2E+05	12,000	1.3E+06	22,000	1.1E+06	1,000
Units	ug/L	ug/L	ug/L	ug/L	ug/L	ug/L	ug/L	ug/L	ug/L	ug/L	ug/L
MW-27d (37.5-42.5')	3/23/2010	<5.0	<5.0	<1.0	<1.0	<1.0	<1.0	<1.0	<1.0	<1.0	<1.0
	5/17/2010	<5.0	<5.0	<1.0	<1.0	<1.0	<1.0	<1.0	<1.0	<1.0	<1.0
	9/9/2010	<5.0	<5.0	<1.0	<1.0	<1.0	<1.0	<1.0	<1.0	<1.0	<1.0
	12/20/2010	<5.0	<5.0	<1.0	<1.0	<1.0	<1.0	<1.0	<1.0	<1.0	<1.0
	2/16/2011	<5.0	<5.0	<1.0	<1.0	<1.0	<1.0	<1.0	<1.0	<1.0	<1.0
	5/9/2011 ⁽³⁾	<5.0	<5.0	<1.0	<1.0	<1.0	<1.0	<1.0	<1.0	<1.0	<1.0
	7/22/2011	<5.0	<5.0	<1.0	<1.0	<1.0	<1.0	<1.0	<1.0	<1.0	<1.0
	10/5/2011	<5.0	<5.0	<1.0	<1.0	<1.0	<1.0	<1.0	<1.0	<1.0	<1.0
MW-28s (25-30')	1/6/2012	<5.0	<5.0	<1.0	<1.0	<1.0	<1.0	<1.0	<1.0	<1.0	<1.0
	3/23/2010	<5.0	<5.0	<1.0	<1.0	<1.0	<1.0	<1.0	<1.0	<1.0	<1.0
	5/17/2010	<5.0	<5.0	<1.0	<1.0	<1.0	<1.0	<1.0	<1.0	<1.0	<1.0
	9/9/2010	<5.0	<5.0	<1.0	<1.0	<1.0	<1.0	<1.0	<1.0	<1.0	<1.0
	12/17/2010	<5.0	<5.0	<1.0	<1.0	<1.0	<1.0	<1.0	<1.0	<1.0	<1.0
	2/16/2011	<5.0	<5.0	<1.0	<1.0	<1.0	<1.0	<1.0	<1.0	<1.0	<1.0
	5/12/2011	<5.0	<5.0	<1.0	<1.0	<1.0	<1.0	<1.0	<1.0	<1.0	<1.0
	7/22/2011	<5.0	<5.0	<1.0	<1.0	<1.0	<1.0	<1.0	<1.0	<1.0	<1.0
MW-28d (49-54')	10/7/2011	<5.0	<5.0	<1.0	<1.0	<1.0	<1.0	<1.0	<1.0	<1.0	<1.0
	1/6/2012	<5.0	<5.0	<1.0	<1.0	<1.0	<1.0	<1.0	1.1	<1.0	<1.0
	3/23/2010	<5.0	<5.0	<1.0	<1.0	<1.0	<1.0	<1.0	<1.0	<1.0	<1.0
	5/17/2010	<5.0	<5.0	<1.0	<1.0	<1.0	<1.0	<1.0	<1.0	<1.0	<1.0
	9/9/2010	<5.0	<5.0	<1.0	<1.0	<1.0	<1.0	<1.0	<1.0	<1.0	<1.0
	12/17/2010	<5.0	<5.0	<1.0	<1.0	<1.0	<1.0	<1.0	<1.0	<1.0	<1.0
	2/16/2011	<5.0	<5.0	<1.0	<1.0	<1.0	<1.0	<1.0	<1.0	<1.0	<1.0
	5/12/2011	<5.0	<5.0	<1.0	<1.0	<1.0	<1.0	<1.0	<1.0	<1.0	<1.0

Notes:

Residential and Industrial Drinking Water (DW) Criteria, Groundwater Surface Water Interface (GSI) Criteria, and Groundwater Contact Criteria from MDEQ RRD Op Memo 1 Part 201 Generic Cleanup Criteria/Part 213 Risk Based Cleanup Levels, January 23, 2006, as amended March 25, 2011.
 Groundwater Screening Levels (GWSLs) for Vapor Intrusion were calculated in accordance with the MDEQ Remediation and Redevelopment Division Program Redesign 2009 document titled *Background Document: Draft Proposed Vapor Intrusion Indoor Air Criteria (IAC), Soil Gas Criteria (SGC), and Groundwater Screening Levels (GW_vSLs) for Vapor Intrusion*, using both residential and non-residential exposure scenarios and the most recent chemical specific toxicity values accepted and/or published by the United States Environmental Protection Agency (USEPA) as of February 1, 2012.

ug/L = micrograms per liter

NC = No criteria

NA = Not analyzed

Bold font denotes concentrations detected above laboratory reporting limits

Denotes concentrations above one or more criteria

- 1) Criterion is not protective for surface water used as a drinking water source as described in footnote (X) of MDEQ Op Memo 1 Part 201, Attachment 1.
- 2) Compound may exhibit characteristic ignitability as defined in 40 C.F.R. § 261.21
- 3) The average temperature in this sample shipment exceeded the recommended temperature range. Sample results are approximate.
- 4) Quality control results for trichloroethene are outside the established control limits, the result is approximate.
- 5) Headspace present in the sample, results are approximate.

Table 3
 Summary of Detected Volatile Organic Compounds in Groundwater
 Former Tecumseh Products Company Site
 Tecumseh, Michigan
 First Quarter 2012

Analyte	2-Butanone	Chloroethane	1,1-Dichloroethane	1,1-Dichloroethene ⁽²⁾	cis-1,2-Dichloroethene	trans-1,2-Dichloroethene	Tetrachloroethene	1,1,1-Trichloroethane	Trichloroethene	Trichloro-fluoromethane	Vinyl Chloride
Residential DW Criteria	13,000	430	880	7.0	70	100	5.0	200	5.0	2,600	2.0
Non-Residential DW Criteria	38,000	1,700	2,500	7.0	70	100	5.0	200	5.0	7,300	2.0
GSI Criteria	2,200	1,100	740	130	620	1,500 ⁽¹⁾	60 ⁽¹⁾	89	200 ⁽¹⁾	NC	13 ⁽¹⁾
Residential GWSLs for Vapor Intrusion	4.5E+06	NC	130	390	440	330	11	15,000	9.9	370	5.0
Non-Residential GWSLs for Vapor Intrusion	1.9E+07	NC	670	1,600	1,800	1,400	55	63,000	42	1,600	50
Groundwater Contact Criteria	2.4E+08	4.4E+05	2.4E+06	11,000	2.0E+05	2.2E+05	12,000	1.3E+06	22,000	1.1E+06	1,000
Units	ug/L	ug/L	ug/L	ug/L	ug/L	ug/L	ug/L	ug/L	ug/L	ug/L	ug/L

MW-29s (13-18')	3/18/2010	<5.0	<5.0	<1.0	<1.0	1.3	<1.0	<1.0	<1.0	<1.0	<1.0	<1.0
	5/17/2010	<5.0	<5.0	<1.0	<1.0	1.2	<1.0	<1.0	<1.0	<1.0	<1.0	<1.0
	9/9/2010	<5.0	<5.0	<1.0	<1.0	1.4	<1.0	<1.0	<1.0	<1.0	<1.0	<1.0
	12/15/2010	<5.0	<5.0	<1.0	<1.0	1.5	<1.0	<1.0	<1.0	<1.0	<1.0	<1.0
	2/15/2011	<5.0	<5.0	<1.0	<1.0	1.7	<1.0	<1.0	<1.0	<1.0	<1.0	<1.0
	5/12/2011	<5.0	<5.0	<1.0	<1.0	<1.0	<1.0	<1.0	<1.0	<1.0	<1.0	<1.0
	7/20/2011	<5.0	<5.0	<1.0	<1.0	1.1	<1.0	<1.0	<1.0	<1.0	<1.0	<1.0
	10/10/2011	<5.0	<5.0	<1.0	<1.0	1.3	<1.0	<1.0	<1.0	<1.0	<1.0	<1.0
1/6/2012	<5.0	<5.0	<1.0	<1.0	1.2	<1.0	<1.0	<1.0	<1.0	<1.0	<1.0	
MW-29d (58.5-63.5')	3/18/2010	<5.0	<5.0	<1.0	<1.0	<1.0	<1.0	<1.0	<1.0	<1.0	<1.0	<1.0
	5/17/2010	<5.0	<5.0	<1.0	<1.0	<1.0	<1.0	<1.0	<1.0	<1.0	<1.0	<1.0
	9/9/2010	<5.0	<5.0	<1.0	<1.0	<1.0	<1.0	<1.0	<1.0	<1.0	<1.0	<1.0
	12/15/2010	<5.0	<5.0	<1.0	<1.0	<1.0	<1.0	<1.0	<1.0	<1.0	<1.0	<1.0
	2/15/2011	<5.0	<5.0	<1.0	<1.0	<1.0	<1.0	<1.0	<1.0	<1.0	<1.0	<1.0
	5/12/2011	<5.0	<5.0	<1.0	<1.0	<1.0	<1.0	<1.0	<1.0	<1.0	<1.0	<1.0
	7/20/2011	<5.0	<5.0	<1.0	<1.0	<1.0	<1.0	<1.0	<1.0	<1.0	<1.0	<1.0
	10/10/2011	<5.0	<5.0	<1.0	<1.0	<1.0	<1.0	<1.0	<1.0	<1.0	<1.0	<1.0
1/6/2012	<5.0	<5.0	<1.0	<1.0	<1.0	<1.0	<1.0	<1.0	<1.0	<1.0	<1.0	
MW-30s (11-16')	3/23/2010	<5.0	<5.0	<1.0	<1.0	<1.0	<1.0	<1.0	<1.0	<1.0	<1.0	<1.0
	5/17/2010	<5.0	<5.0	<1.0	<1.0	<1.0	<1.0	<1.0	<1.0	<1.0	<1.0	<1.0
	9/9/2010	<5.0	<5.0	<1.0	<1.0	<1.0	<1.0	<1.0	<1.0	<1.0	<1.0	<1.0
	12/16/2010	<5.0	<5.0	<1.0	<1.0	<1.0	<1.0	<1.0	<1.0	<1.0	<1.0	<1.0
	2/15/2011	<5.0	<5.0	<1.0	<1.0	<1.0	<1.0	<1.0	<1.0	<1.0	<1.0	<1.0
	5/13/2011	<5.0	<5.0	<1.0	<1.0	<1.0	<1.0	<1.0	<1.0	<1.0	<1.0	<1.0
	7/20/2011	<5.0	<5.0	<1.0	<1.0	<1.0	<1.0	<1.0	<1.0	<1.0	<1.0	<1.0
	10/10/2011	<5.0	<5.0	<1.0	<1.0	<1.0	<1.0	<1.0	<1.0	<1.0	<1.0	<1.0
1/6/2012	<5.0	<5.0	<1.0	<1.0	<1.0	<1.0	<1.0	<1.0	<1.0	<1.0	<1.0	

Notes:

Residential and Industrial Drinking Water (DW) Criteria, Groundwater Surface Water Interface (GSI) Criteria, and Groundwater Contact Criteria from MDEQ RRD Op Memo 1 Part 201 Generic Cleanup Criteria/Part 213 Risk Based Cleanup Levels, January 23, 2006, as amended March 25, 2011.
 Groundwater Screening Levels (GWSLs) for Vapor Intrusion were calculated in accordance with the MDEQ Remediation and Redevelopment Division Program Redesign 2009 document titled *Background Document: Draft Proposed Vapor Intrusion Indoor Air Criteria (IAC), Soil Gas Criteria (SGC), and Groundwater Screening Levels (GW_vSLs) for Vapor Intrusion*, using both residential and non-residential exposure scenarios and the most recent chemical specific toxicity values accepted and/or published by the United States Environmental Protection Agency (USEPA) as of February 1, 2012.

ug/L = micrograms per liter

NC = No criteria

NA = Not analyzed

Bold font denotes concentrations detected above laboratory reporting limits

Green background denotes concentrations above one or more criteria

- 1) Criterion is not protective for surface water used as a drinking water source as described in footnote (X) of MDEQ Op Memo 1 Part 201, Attachment 1.
- 2) Compound may exhibit characteristic ignitability as defined in 40 C.F.R. § 261.21
- 3) The average temperature in this sample shipment exceeded the recommended temperature range. Sample results are approximate.
- 4) Quality control results for trichloroethene are outside the established control limits, the result is approximate.
- 5) Headspace present in the sample, results are approximate.

Table 3
 Summary of Detected Volatile Organic Compounds in Groundwater
 Former Tecumseh Products Company Site
 Tecumseh, Michigan
 First Quarter 2012

Analyte	2-Butanone	Chloroethane	1,1-Dichloroethane	1,1-Dichloroethene ⁽²⁾	cis-1,2-Dichloroethene	trans-1,2-Dichloroethene	Tetrachloroethene	1,1,1-Trichloroethane	Trichloroethene	Trichloro-fluoromethane	Vinyl Chloride
Residential DW Criteria	13,000	430	880	7.0	70	100	5.0	200	5.0	2,600	2.0
Non-Residential DW Criteria	38,000	1,700	2,500	7.0	70	100	5.0	200	5.0	7,300	2.0
GSI Criteria	2,200	1,100	740	130	620	1,500 ⁽¹⁾	60 ⁽¹⁾	89	200 ⁽¹⁾	NC	13 ⁽¹⁾
Residential GWSLs for Vapor Intrusion	4.5E+06	NC	130	390	440	330	11	15,000	9.9	370	5.0
Non-Residential GWSLs for Vapor Intrusion	1.9E+07	NC	670	1,600	1,800	1,400	55	63,000	42	1,600	50
Groundwater Contact Criteria	2.4E+08	4.4E+05	2.4E+06	11,000	2.0E+05	2.2E+05	12,000	1.3E+06	22,000	1.1E+06	1,000
Units	ug/L	ug/L	ug/L	ug/L	ug/L	ug/L	ug/L	ug/L	ug/L	ug/L	ug/L
MW-30d (25.5-30.5')	3/23/2010	<5.0	<5.0	<1.0	<1.0	<1.0	<1.0	<1.0	<1.0	<1.0	<1.0
	5/17/2010	<5.0	<5.0	<1.0	<1.0	<1.0	<1.0	<1.0	<1.0	<1.0	<1.0
	9/9/2010	<5.0	<5.0	<1.0	<1.0	<1.0	<1.0	<1.0	<1.0	<1.0	<1.0
	12/16/2010	<5.0	<5.0	<1.0	<1.0	<1.0	<1.0	<1.0	<1.0	<1.0	<1.0
	2/15/2011	<5.0	<5.0	<1.0	<1.0	<1.0	<1.0	<1.0	<1.0	<1.0	<1.0
	5/13/2011	<5.0	<5.0	<1.0	<1.0	<1.0	<1.0	<1.0	<1.0	<1.0	<1.0
	7/20/2011	<5.0	<5.0	<1.0	<1.0	<1.0	<1.0	<1.0	<1.0	<1.0	<1.0
	10/10/2011	<5.0	<5.0	<1.0	<1.0	<1.0	<1.0	<1.0	<1.0	<1.0	<1.0
1/6/2012	<5.0	<5.0	<1.0	<1.0	<1.0	<1.0	<1.0	<1.0	<1.0	<1.0	
MW-31 (33.3-38.3')	6/18/2010	<5.0	<5.0	14	<1.0	19	2.2	<1.0	20	180	<1.0
	9/17/2010	<10	<10	<2.0	<2.0	15	<2.0	48	220	<2.0	2.5
	12/22/2010 ⁽⁴⁾	<10	<10	16	<2.0	29	2.9	<2.0	27	260	<2.0
	2/24/2011	<10	<10	16	<2.0	31	3.1	<2.0	26	300	<2.0
	5/11/2011 ⁽³⁾	<10	<10	15	<2.0	24	3.0	<2.0	22	250	<2.0
	7/21/2011	<5.0	<5.0	7.4	<1.0	14	1.2	<1.0	11	130	<1.0
	10/4/2011	<5.0	<5.0	18	<1.0	40	3.4	<1.0	28	340	<1.0
1/10/2012	<10	<10	17	<2.0	35	3.1	<2.0	24	290	<2.0	
DUP-01 (MW-31)	6/18/2010	<5.0	<5.0	12	<1.0	19	2.3	<1.0	21	170	<1.0
MW-32s (23-28')	9/17/2010	<100	<100	150	<20	270	26	<20	220	2,400	<20
	11/18/2010	<100	<100	<20	<20	190	<20	<20	560	2,800	<20
	12/28/2010	<100	<100	<20	<20	200	<20	<20	510	2,300	<20
	2/25/2011	<100	<100	<20	<20	190	<20	<20	420	2,300	<20
	5/10/2011 ⁽³⁾	<100	<100	<20	<20	170	<20	<20	380	2,300	<20
	7/28/2011	<100	<100	<20	<20	140	<20	<20	380	2,400	<20
	10/6/2011	<100	<100	<20	<20	160	<20	<20	350	2,200	<20
1/10/2012	<100	<100	<20	<20	170	<20	<20	400	2,300	<20	

Notes:

Residential and Industrial Drinking Water (DW) Criteria, Groundwater Surface Water Interface (GSI) Criteria, and Groundwater Contact Criteria from MDEQ RRD Op Memo 1 Part 201 Generic Cleanup Criteria/Part 213 Risk Based Cleanup Levels, January 23, 2006, as amended March 25, 2011.
 Groundwater Screening Levels (GWSLs) for Vapor Intrusion were calculated in accordance with the MDEQ Remediation and Redevelopment Division Program Redesign 2009 document titled *Background Document: Draft Proposed Vapor Intrusion Indoor Air Criteria (IAC), Soil Gas Criteria (SGC), and Groundwater Screening Levels (GW_v SLs) for Vapor Intrusion*, using both residential and non-residential exposure scenarios and the most recent chemical specific toxicity values accepted and/or published by the United States Environmental Protection Agency (USEPA) as of February 1, 2012.

ug/L = micrograms per liter

NC = No criteria

NA = Not analyzed

Bold font denotes concentrations detected above laboratory reporting limits

 Denotes concentrations above one or more criteria

1) Criterion is not protective for surface water used as a drinking water source as described in footnote (X) of MDEQ Op Memo 1 Part 201, Attachment 1.

2) Compound may exhibit characteristic ignitability as defined in 40 C.F.R. § 261.21

3) The average temperature in this sample shipment exceeded the recommended temperature range. Sample results are approximate.

4) Quality control results for trichloroethene are outside the established control limits, the result is approximate.

5) Headspace present in the sample, results are approximate.

Table 3
 Summary of Detected Volatile Organic Compounds in Groundwater
 Former Tecumseh Products Company Site
 Tecumseh, Michigan
 First Quarter 2012

Analyte	2-Butanone	Chloroethane	1,1-Dichloroethane	1,1-Dichloroethene ⁽²⁾	cis-1,2-Dichloroethene	trans-1,2-Dichloroethene	Tetrachloroethene	1,1,1-Trichloroethane	Trichloroethene	Trichloro-fluoromethane	Vinyl Chloride	
Residential DW Criteria	13,000	430	880	7.0	70	100	5.0	200	5.0	2,600	2.0	
Non-Residential DW Criteria	38,000	1,700	2,500	7.0	70	100	5.0	200	5.0	7,300	2.0	
GSI Criteria	2,200	1,100	740	130	620	1,500 ⁽¹⁾	60 ⁽¹⁾	89	200 ⁽¹⁾	NC	13 ⁽¹⁾	
Residential GWSLs for Vapor Intrusion	4.5E+06	NC	130	390	440	330	11	15,000	9.9	370	5.0	
Non-Residential GWSLs for Vapor Intrusion	1.9E+07	NC	670	1,600	1,800	1,400	55	63,000	42	1,600	50	
Groundwater Contact Criteria	2.4E+08	4.4E+05	2.4E+06	11,000	2.0E+05	2.2E+05	12,000	1.3E+06	22,000	1.1E+06	1,000	
Units	ug/L	ug/L	ug/L	ug/L	ug/L	ug/L	ug/L	ug/L	ug/L	ug/L	ug/L	
MW-33s (21-26')	9/17/2010	<5.0	<5.0	12	<1.0	13	<1.0	<1.0	<1.0	76	<1.0	64
	11/18/2010	<5.0	<5.0	14	<1.0	22	<1.0	<1.0	1.1	150	<1.0	56
	12/22/2010	<5.0	<5.0	14	<1.0	22	1.2	<1.0	1.0	130	<1.0	57
	2/24/2011	<5.0	<5.0	12	<1.0	20	1.0	<1.0	<1.0	110	<1.0	60
	5/10/2011 ⁽³⁾	<10	<10	11	<2.0	21	<2.0	<2.0	<2.0	220	<2.0	55
	7/28/2011	<10	<10	8.9	<2.0	18	<2.0	<2.0	<2.0	260	<2.0	22
	10/6/2011	<10	<10	11	<2.0	19	<2.0	<2.0	<2.0	220	<2.0	48
DUP-01 (MW-33s)	1/9/2012 ⁽⁵⁾	<5.0	8.9	15	<1.0	20	1.0	<1.0	1.3	170	<1.0	51
MW-34s (23-28')	11/18/2010	<5.0	<5.0	14	<1.0	23	<1.0	<1.0	1.2	150	<1.0	55
	9/17/2010	<100	<100	<20	<20	<20	<20	<20	1,600	1,100	<20	<20
	11/18/2010	<100	<100	<20	<20	<20	<20	<20	1,600	1,200	<20	<20
	12/28/2010	<50	<50	<10	13	<10	<10	<10	1,400	1,000	<10	<10
	2/25/2011	<50	<50	<10	<10	<10	<10	<10	1,100	900	<10	<10
	5/10/2011 ⁽³⁾	<50	<50	<10	<10	<10	<10	<10	1,200	970	<10	<10
	7/28/2011	<50	<50	<10	<10	<10	<10	<10	1,300	1,100	<10	<10
10/6/2011	<50	<50	<10	<10	<10	<10	<10	1,200	1,000	<10	<10	
1/10/2012	<50	<50	<10	14	<10	<10	<10	1,500	1,100	<10	<10	

Notes:

Residential and Industrial Drinking Water (DW) Criteria, Groundwater Surface Water Interface (GSI) Criteria, and Groundwater Contact Criteria from MDEQ RRD Op Memo 1 Part 201 Generic Cleanup Criteria/Part 213 Risk Based Cleanup Levels, January 23, 2006, as amended March 25, 2011.
 Groundwater Screening Levels (GWSLs) for Vapor Intrusion were calculated in accordance with the MDEQ Remediation and Redevelopment Division Program Redesign 2009 document titled *Background Document: Draft Proposed Vapor Intrusion Indoor Air Criteria (IAC), Soil Gas Criteria (SGC), and Groundwater Screening Levels (GW_{VI}SLs) for Vapor Intrusion*, using both residential and non-residential exposure scenarios and the most recent chemical specific toxicity values accepted and/or published by the United States Environmental Protection Agency (USEPA) as of February 1, 2012.

ug/L = micrograms per liter

NC = No criteria

NA = Not analyzed

Bold font denotes concentrations detected above laboratory reporting limits

Green background Denotes concentrations above one or more criteria

- 1) Criterion is not protective for surface water used as a drinking water source as described in footnote (X) of MDEQ Op Memo 1 Part 201, Attachment 1.
- 2) Compound may exhibit characteristic ignitability as defined in 40 C.F.R. § 261.21
- 3) The average temperature in this sample shipment exceeded the recommended temperature range. Sample results are approximate.
- 4) Quality control results for trichloroethene are outside the established control limits, the result is approximate.
- 5) Headspace present in the sample, results are approximate.

Technical Memorandum

Figures

tm033109

Attached Xrefs:

Dwg Size: 3.04 Mb

Plot Date: April 4, 2012

PLOT DATA

Drawing Name: JA_TRC\Tecumseh Products\1004304\02\2012 1Q RPT\004304.02.01.dwg

Operator Name: STEHLE, DIANA H

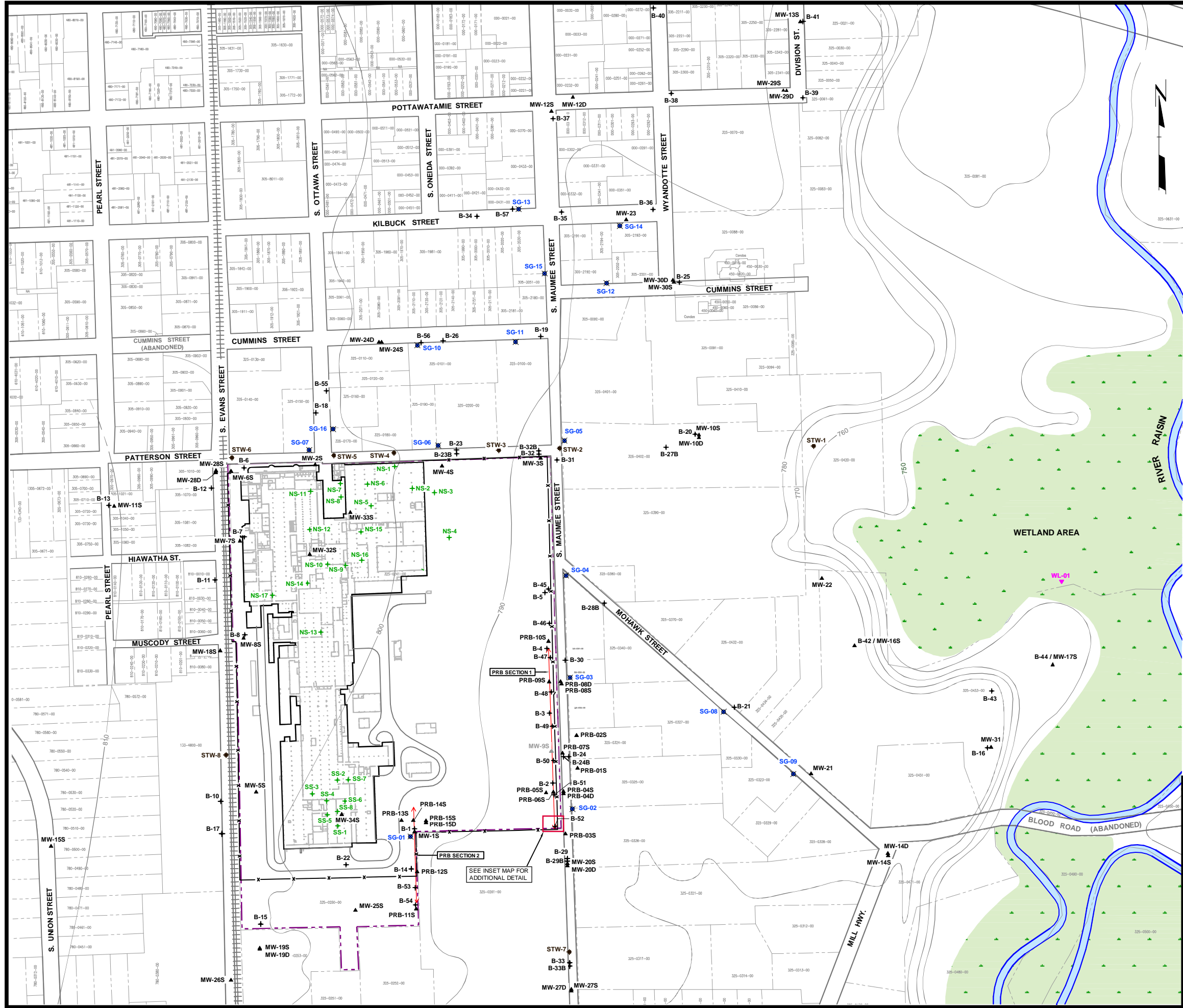
Drawing Plot Scale: 0.386863

FIG01 Surf Topo & Sample Locs

Attached Images:

Plot Time: 11:46 AM

Layout:

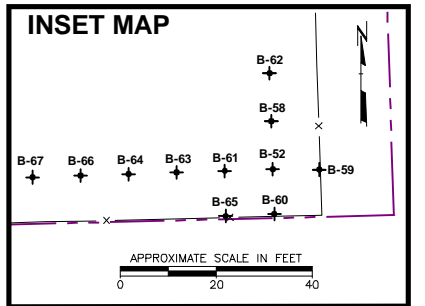


LEGEND

- FORMER TECUMSEH PRODUCTS SITE BOUNDARY
- PARCEL BOUNDARY
- RAILROAD TRACKS (APPROXIMATE LOCATION)
- APPROXIMATE GROUND TOPOGRAPHY BASED OFF 7.5 MINUTE U.S.G.S. TOPOGRAPHIC QUADRANGLE MAP
- PERIMETER / OFF-SITE INVESTIGATION SOIL BORING LOCATION AND NUMBER
- MONITORING WELL LOCATION AND NUMBER
- DECOMMISSIONED MONITORING WELL LOCATION AND NUMBER
- SOURCE AREA INVESTIGATION BORING LOCATION AND NUMBER
- SOIL GAS SAMPLE LOCATION AND NUMBER
- STORM WATER SEWER SAMPLE LOCATION AND NUMBER
- WETLAND SURFACE WATER SAMPLE LOCATION
- FLOODPLAIN / WOODED WETLAND AREA
- PRB LOCATION
- FENCE LINE

NOTES

1. BASE MAP DEVELOPED FROM SITE PLAN PROVIDED BY THE CITY OF TECUMSEH, DRAWING NO. CITY.DWG, MARCH 2009.
2. GROUND TOPOGRAPHY BASED OFF 7.5 MINUTE U.S.G.S TOPOGRAPHIC QUADRANGLE MAP AND GROUND SURVEY DATA.

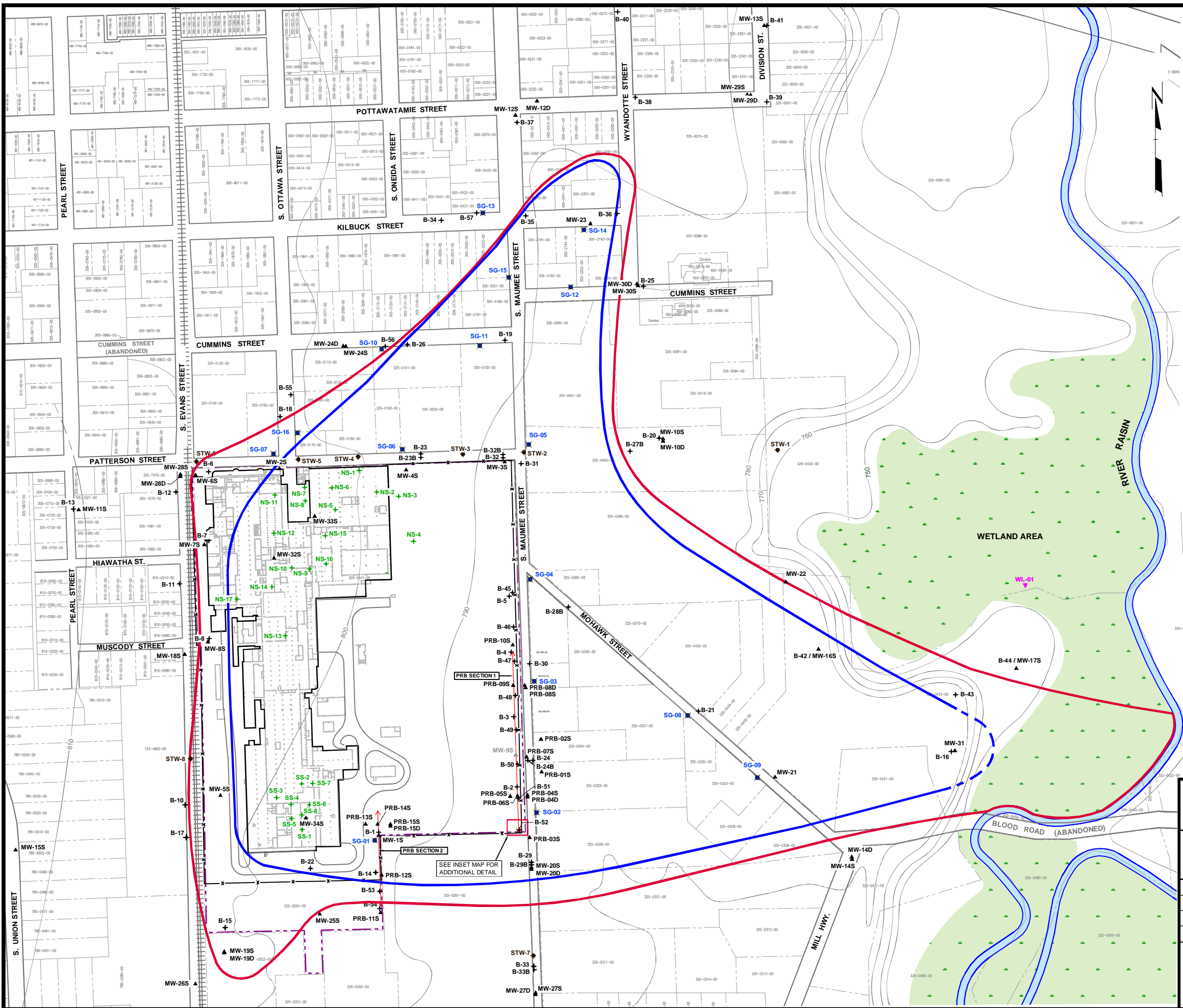


PROJECT: FORMER TECUMSEH PRODUCTS SITE TECUMSEH, MICHIGAN		
SHEET TITLE: SURFACE TOPOGRAPHY AND SAMPLE LOCATIONS		
DRAWN BY: SJL/DGS	SCALE: AS INDICATED	PROJ. NO. 004304.02
CHECKED BY: SEM	DATE PRINTED:	FILE NO. 004304.02.01.dwg
APPROVED BY: GC		FIGURE 1
DATE: APRIL 2012		



1540 Eisenhower Place
Ann Arbor, MI 48108
Phone: 734.971.7080
Fax: 734.971.9022

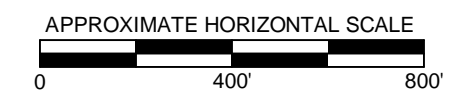
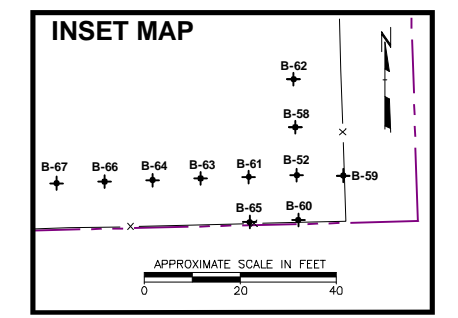
PLOT DATA
 Drawing Name: JA_TRC\Tecomseh Products\Tecomseh MI\04304\02\2012 1Q RPT\04304.02.02.dwg Dwg Size: 3.05 Mb
 Operator Name: STEHLE, DIANA H Plot Date: April 4, 2012
 Drawing Plot Scale: 0.386863 Plot Time: 11:47 AM
 Attached Xrefs: tm033109
 Attached Images: FIG02 Ext of VOCs
 Layout:




LEGEND

- FORMER TECUMSEH PRODUCTS SITE BOUNDARY
- PARCEL BOUNDARY
- RAILROAD TRACKS (APPROXIMATE LOCATION)
- APPROXIMATE GROUND TOPOGRAPHY BASED OFF 7.5 MINUTE U.S.G.S. TOPOGRAPHIC QUADRANGLE MAP
- PERIMETER / OFF-SITE INVESTIGATION SOIL BORING LOCATION AND NUMBER
- MONITORING WELL LOCATION AND NUMBER
- DECOMMISSIONED MONITORING WELL LOCATION AND NUMBER
- SOURCE AREA INVESTIGATION BORING LOCATION AND NUMBER
- SOIL GAS SAMPLE LOCATION AND NUMBER
- STORM WATER SEWER SAMPLE LOCATION AND NUMBER
- WETLAND SURFACE WATER SAMPLE LOCATION
- FLOODPLAIN / WOODED WETLAND AREA
- PRB LOCATION
- FENCE LINE
- EXTENT OF VOCs ABOVE PART 201 DRINKING WATER CRITERIA
- EXTENT OF VOCs ABOVE PART 201 GSI CRITERIA

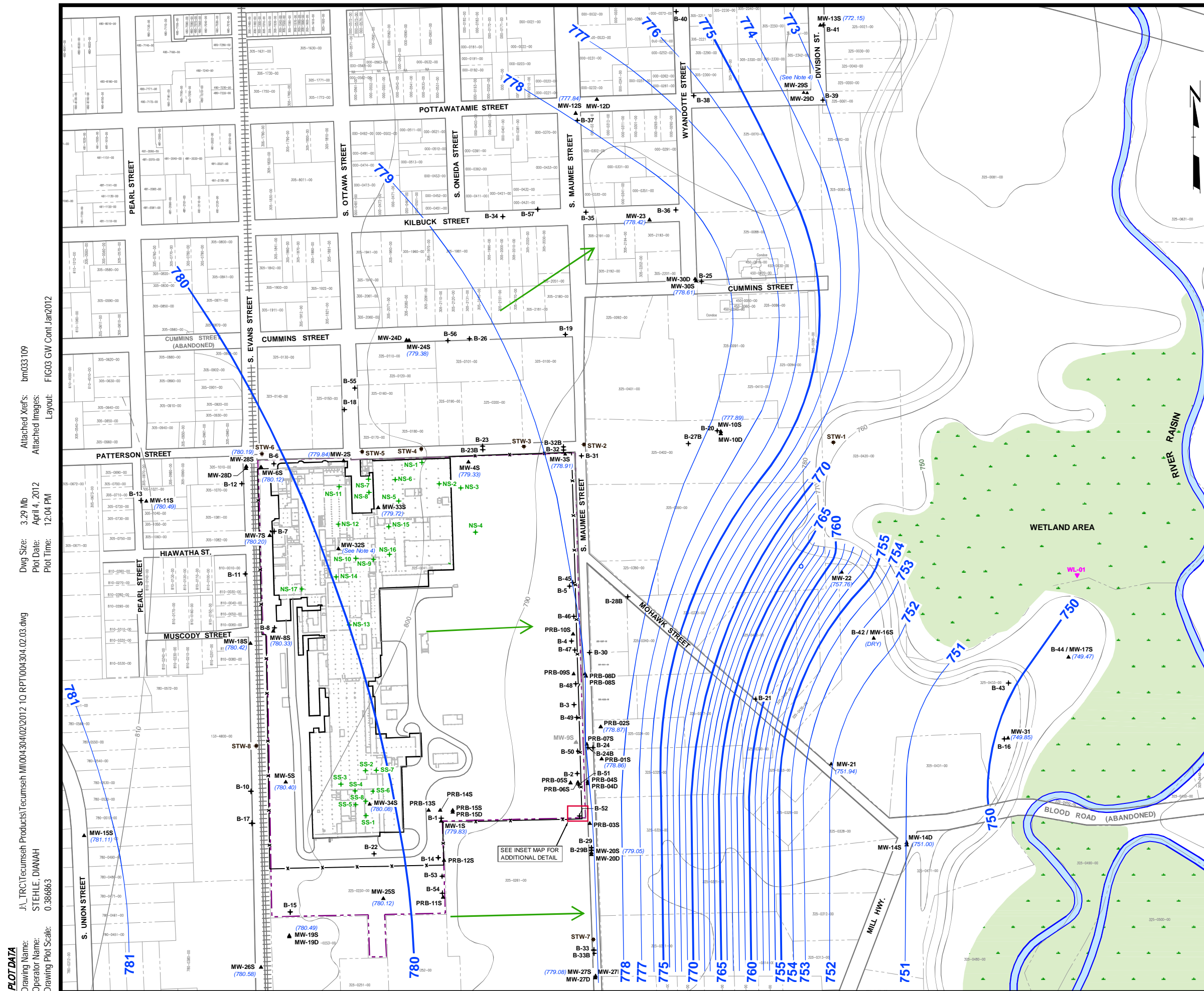
- NOTES**
1. BASE MAP DEVELOPED FROM SITE PLAN PROVIDED BY THE CITY OF TECUMSEH, DRAWING NO. CITY.DWG, MARCH 2009.
 2. GROUND TOPOGRAPHY BASED OFF 7.5 MINUTE U.S.G.S TOPOGRAPHIC QUADRANGLE MAP AND GROUND SURVEY DATA.



PROJECT: **FORMER TECUMSEH PRODUCTS SITE
TECUMSEH, MICHIGAN**
 SHEET TITLE: **EXTENT OF VOCs
ABOVE PART 201 CRITERIA**
 DRAWN BY: SJL/DGS SCALE: AS INDICATED PROJ. NO. 004304.02
 CHECKED BY: SEM FILE NO. 004304.02.02.dwg
 APPROVED BY: GC DATE PRINTED: **FIGURE 2**
 DATE: APRIL 2012

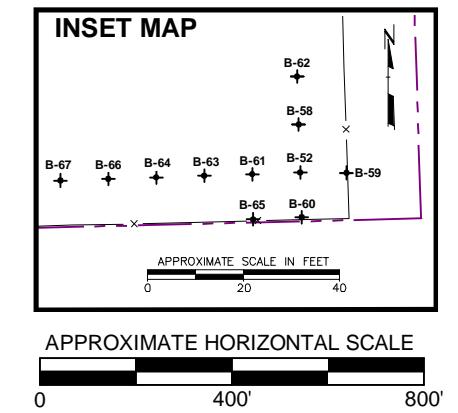


1540 Eisenhower Place
 Ann Arbor, MI 48108
 Phone: 734.971.7080
 Fax: 734.971.9022



- ### LEGEND
- FORMER TECUMSEH PRODUCTS SITE BOUNDARY
 - PARCEL BOUNDARY
 - RAILROAD TRACKS (APPROXIMATE LOCATION)
 - APPROXIMATE GROUND TOPOGRAPHY BASED OFF 7.5 MINUTE U.S.G.S. TOPOGRAPHIC QUADRANGLE MAP
 - B-2 + PERIMETER / OFF-SITE INVESTIGATION SOIL BORING LOCATION AND NUMBER
 - MW-4S ▲ MONITORING WELL LOCATION AND NUMBER
 - MW-9S ▲ DECOMMISSIONED MONITORING WELL LOCATION AND NUMBER
 - SS-2 + SOURCE AREA INVESTIGATION BORING LOCATION AND NUMBER
 - STW-2 + STORM WATER SEWER SAMPLE LOCATION AND NUMBER
 - WL-01 ▼ WETLAND SURFACE WATER SAMPLE LOCATION
 - 770 — 5 FOOT GROUNDWATER CONTOUR LINE
 - 771 — 1 FOOT GROUNDWATER CONTOUR LINE
 - GROUNDWATER FLOW DIRECTION
 - (780.42) + GROUNDWATER ELEVATION
 - FLOODPLAIN / WOODED WETLAND AREA
 - x FENCE LINE

- ### NOTES
1. BASE MAP DEVELOPED FROM SITE PLAN PROVIDED BY THE CITY OF TECUMSEH, DRAWING NO. CITY.DWG, MARCH 2009.
 2. GROUND TOPOGRAPHY BASED OFF 7.5 MINUTE U.S.G.S TOPOGRAPHIC QUADRANGLE MAP AND GROUND SURVEY DATA.
 3. MW-14S IS SCREENED IN A DIFFERENT, PERCHED, WATER BEARING UNIT THAN THE OTHER SHALLOW MONITORING WELLS ON-SITE. THE GROUNDWATER ELEVATION MEASURED AT MW-14D WAS USED TO DEVELOP GROUNDWATER CONTOURS, BECAUSE MW-14D IS SCREENED IN THE DEEPER WATER BEARING UNIT WHICH IS HYDRAULICALLY CONNECTED TO THE SITE.
 4. MEASURED DEPTH TO WATER IS ANOMALOUS. DATUM WAS NOT USED.



PROJECT: FORMER TECUMSEH PRODUCTS SITE TECUMSEH, MICHIGAN		
SHEET TITLE: GROUNDWATER CONTOUR MAP JANUARY 2012		
DRAWN BY: SJL/DGS	SCALE: AS INDICATED	PROJ. NO. 004304.02
CHECKED BY: SEM	DATE PRINTED:	FILE NO. 004304.02.03.dwg
APPROVED BY: GC		FIGURE 3
DATE: APRIL 2012		



1540 Eisenhower Place
Ann Arbor, MI 48108
Phone: 734.971.7080
Fax: 734.971.9022

PLOT DATA
 Drawing Name: JA_TRC\Tecumseh Products\MI004304\02\2012 10 RPT\004304.02.03.dwg
 Operator Name: STEHLE, DIANA H
 Drawing Plot Scale: 0.386863
 Dwg Size: 3.29 Mb
 Plot Date: April 4, 2012
 Plot Time: 12:04 PM
 Attached Xref's: tm033109
 Attached Images:
 Layout: FIG03 GW Cont Jan2012

Technical Memorandum

Attachment 1 **First Quarter 2012 Analytical Data**

January 25, 2012

TRC Companies. - Ann Arbor Office
Attn: Ms. Stacy Metz
1540 Eisenhower Place
Ann Arbor, MI 48108

Project: Tecumseh Products

Dear Ms. Stacy Metz,

Enclosed is a copy of the laboratory report for the following work order(s) received by TriMatrix Laboratories:

Work Order	Received	Description
1201070	01/06/2012	Laboratory Services
1201103	01/10/2012	Laboratory Services


This report relates only to the sample(s) as received. Test results are in compliance with the requirements of the National Environmental Laboratory Accreditation Program (NELAP) and/or one of the following certification programs:

ACLASS DoD-ELAP (#ADE-1542); Arkansas DEP (#10-046-0); Florida DEP (#E87622-05); Georgia EPD (#E87622-05); Illinois DEP (#002656); Kansas DPH (#E-10302); Kentucky DEP (#0021); Louisiana DEP (#03068); Michigan DPH (#0034); Minnesota DPH (#026-999-161); New York ELAP (#44950); North Carolina DNRE (#659); Rhode Island DPH (#E87622); Texas CEQ (#T104704495-11-1); Virginia DCLS (#919); Wisconsin DNR (#999472650).

Any qualification or narration of results, including sample acceptance requirements and test exceptions to the above referenced programs, is presented in the Statement of Data Qualifications section of this report. Estimates of analytical uncertainties and certification documents for the test results contained within this report are available upon request.

If you have any questions or require further information, please do not hesitate to contact me.

Sincerely,



Jennifer L. Rice
Project Chemist

ANALYTICAL REPORT

Client: **TRC Companies. - Ann Arbor Office**
 Project: Tecumseh Products
 Client Sample ID: **TB-01**
 Lab Sample ID: **1201070-01**
 Matrix: Water
 Unit: ug/L
 Dilution Factor: 1
 QC Batch: 1201202

Work Order: **1201070**
 Description: Laboratory Services
 Sampled: 01/05/12 00:00
 Sampled By: TML
 Received: 01/06/12 16:20
 Prepared: 01/10/12 By: LEW
 Analyzed: 01/10/12 By: LEW
 Analytical Batch: 2A13009

*Volatile Organic Compounds by EPA Method 8260B

CAS Number	Analyte	Analytical Result	RL
*67-64-1	Acetone	<20	20
107-13-1	Acrylonitrile	<2.0	2.0
71-43-2	Benzene	<1.0	1.0
108-86-1	Bromobenzene	<1.0	1.0
74-97-5	Bromochloromethane	<1.0	1.0
75-27-4	Bromodichloromethane	<1.0	1.0
75-25-2	Bromoform	<1.0	1.0
74-83-9	Bromomethane	<5.0	5.0
104-51-8	n-Butylbenzene	<1.0	1.0
135-98-8	sec-Butylbenzene	<1.0	1.0
98-06-6	tert-Butylbenzene	<1.0	1.0
75-15-0	Carbon Disulfide	<1.0	1.0
56-23-5	Carbon Tetrachloride	<1.0	1.0
108-90-7	Chlorobenzene	<1.0	1.0
75-00-3	Chloroethane	<5.0	5.0
67-66-3	Chloroform	<1.0	1.0
74-87-3	Chloromethane	<5.0	5.0
96-12-8	1,2-Dibromo-3-chloropropane	<5.0	5.0
124-48-1	Dibromochloromethane	<1.0	1.0
106-93-4	1,2-Dibromoethane	<1.0	1.0
74-95-3	Dibromomethane	<1.0	1.0
110-57-6	trans-1,4-Dichloro-2-butene	<1.0	1.0
95-50-1	1,2-Dichlorobenzene	<1.0	1.0
541-73-1	1,3-Dichlorobenzene	<1.0	1.0
106-46-7	1,4-Dichlorobenzene	<1.0	1.0
75-71-8	Dichlorodifluoromethane	<5.0	5.0
75-34-3	1,1-Dichloroethane	<1.0	1.0
107-06-2	1,2-Dichloroethane	<1.0	1.0
75-35-4	1,1-Dichloroethene	<1.0	1.0
156-59-2	cis-1,2-Dichloroethene	<1.0	1.0
156-60-5	trans-1,2-Dichloroethene	<1.0	1.0

Continued on next page

*See Statement of Data Qualifications

ANALYTICAL REPORT

Client: **TRC Companies. - Ann Arbor Office**
 Project: Tecumseh Products
 Client Sample ID: **TB-01**
 Lab Sample ID: **1201070-01**
 Matrix: Water
 Unit: ug/L
 Dilution Factor: 1
 QC Batch: 1201202

Work Order: **1201070**
 Description: Laboratory Services
 Sampled: 01/05/12 00:00
 Sampled By: TML
 Received: 01/06/12 16:20
 Prepared: 01/10/12 By: LEW
 Analyzed: 01/10/12 By: LEW
 Analytical Batch: 2A13009

*Volatile Organic Compounds by EPA Method 8260B (Continued)

CAS Number	Analyte	Analytical Result	RL
78-87-5	1,2-Dichloropropane	<1.0	1.0
10061-01-5	cis-1,3-Dichloropropene	<1.0	1.0
10061-02-6	trans-1,3-Dichloropropene	<1.0	1.0
100-41-4	Ethylbenzene	<1.0	1.0
60-29-7	Ethyl Ether	<5.0	5.0
591-78-6	2-Hexanone	<5.0	5.0
74-88-4	Iodomethane	<1.0	1.0
98-82-8	Isopropylbenzene	<1.0	1.0
99-87-6	4-Isopropyltoluene	<5.0	5.0
1634-04-4	Methyl tert-Butyl Ether	<5.0	5.0
75-09-2	Methylene Chloride	<5.0	5.0
78-93-3	2-Butanone (MEK)	<5.0	5.0
91-57-6	2-Methylnaphthalene	<5.0	5.0
108-10-1	4-Methyl-2-pentanone (MIBK)	<5.0	5.0
91-20-3	Naphthalene	<5.0	5.0
103-65-1	n-Propylbenzene	<1.0	1.0
100-42-5	Styrene	<1.0	1.0
630-20-6	1,1,1,2-Tetrachloroethane	<1.0	1.0
79-34-5	1,1,2,2-Tetrachloroethane	<1.0	1.0
127-18-4	Tetrachloroethene	<1.0	1.0
109-99-9	Tetrahydrofuran	<5.0	5.0
108-88-3	Toluene	<1.0	1.0
87-61-6	1,2,3-Trichlorobenzene	<5.0	5.0
120-82-1	1,2,4-Trichlorobenzene	<5.0	5.0
71-55-6	1,1,1-Trichloroethane	<1.0	1.0
79-00-5	1,1,2-Trichloroethane	<1.0	1.0
79-01-6	Trichloroethene	<1.0	1.0
75-69-4	Trichlorofluoromethane	<1.0	1.0
96-18-4	1,2,3-Trichloropropane	<1.0	1.0
95-63-6	1,2,4-Trimethylbenzene	<1.0	1.0
108-67-8	1,3,5-Trimethylbenzene	<1.0	1.0

Continued on next page

*See Statement of Data Qualifications

ANALYTICAL REPORT

Client: **TRC Companies. - Ann Arbor Office**
 Project: Tecumseh Products
 Client Sample ID: **TB-01**
 Lab Sample ID: **1201070-01**
 Matrix: Water
 Unit: ug/L
 Dilution Factor: 1
 QC Batch: 1201202

Work Order: **1201070**
 Description: Laboratory Services
 Sampled: 01/05/12 00:00
 Sampled By: TML
 Received: 01/06/12 16:20
 Prepared: 01/10/12 By: LEW
 Analyzed: 01/10/12 By: LEW
 Analytical Batch: 2A13009

***Volatile Organic Compounds by EPA Method 8260B (Continued)**

CAS Number	Analyte	Analytical Result	RL
75-01-4	Vinyl Chloride	<1.0	1.0
179601-23-1	Xylene, Meta + Para	<2.0	2.0
95-47-6	Xylene, Ortho	<1.0	1.0
Surrogates:		% Recovery	Control Limits
	<i>Dibromofluoromethane</i>	<i>100</i>	<i>85-118</i>
	<i>1,2-Dichloroethane-d4</i>	<i>100</i>	<i>87-122</i>
	<i>Toluene-d8</i>	<i>100</i>	<i>85-113</i>
	<i>4-Bromofluorobenzene</i>	<i>99</i>	<i>82-110</i>

*See Statement of Data Qualifications

ANALYTICAL REPORT

Client: **TRC Companies. - Ann Arbor Office**
 Project: Tecumseh Products
 Client Sample ID: **MW-10s**
 Lab Sample ID: **1201070-02**
 Matrix: Water
 Unit: ug/L
 Dilution Factor: 1
 QC Batch: 1201202

Work Order: **1201070**
 Description: Laboratory Services
 Sampled: 01/04/12 09:40
 Sampled By: J. Jasso
 Received: 01/06/12 16:20
 Prepared: 01/10/12 By: LEW
 Analyzed: 01/10/12 By: LEW
 Analytical Batch: 2A13009

*Volatile Organic Compounds by EPA Method 8260B

CAS Number	Analyte	Analytical Result	RL
*67-64-1	Acetone	<20	20
107-13-1	Acrylonitrile	<2.0	2.0
71-43-2	Benzene	<1.0	1.0
108-86-1	Bromobenzene	<1.0	1.0
74-97-5	Bromochloromethane	<1.0	1.0
75-27-4	Bromodichloromethane	<1.0	1.0
75-25-2	Bromoform	<1.0	1.0
74-83-9	Bromomethane	<5.0	5.0
104-51-8	n-Butylbenzene	<1.0	1.0
135-98-8	sec-Butylbenzene	<1.0	1.0
98-06-6	tert-Butylbenzene	<1.0	1.0
75-15-0	Carbon Disulfide	<1.0	1.0
56-23-5	Carbon Tetrachloride	<1.0	1.0
108-90-7	Chlorobenzene	<1.0	1.0
75-00-3	Chloroethane	<5.0	5.0
67-66-3	Chloroform	<1.0	1.0
74-87-3	Chloromethane	<5.0	5.0
96-12-8	1,2-Dibromo-3-chloropropane	<5.0	5.0
124-48-1	Dibromochloromethane	<1.0	1.0
106-93-4	1,2-Dibromoethane	<1.0	1.0
74-95-3	Dibromomethane	<1.0	1.0
110-57-6	trans-1,4-Dichloro-2-butene	<1.0	1.0
95-50-1	1,2-Dichlorobenzene	<1.0	1.0
541-73-1	1,3-Dichlorobenzene	<1.0	1.0
106-46-7	1,4-Dichlorobenzene	<1.0	1.0
75-71-8	Dichlorodifluoromethane	<5.0	5.0
75-34-3	1,1-Dichloroethane	<1.0	1.0
107-06-2	1,2-Dichloroethane	<1.0	1.0
75-35-4	1,1-Dichloroethene	<1.0	1.0
156-59-2	cis-1,2-Dichloroethene	<1.0	1.0
156-60-5	trans-1,2-Dichloroethene	<1.0	1.0

Continued on next page

*See Statement of Data Qualifications

ANALYTICAL REPORT

Client: **TRC Companies. - Ann Arbor Office**
 Project: Tecumseh Products
 Client Sample ID: **MW-10s**
 Lab Sample ID: **1201070-02**
 Matrix: Water
 Unit: ug/L
 Dilution Factor: 1
 QC Batch: 1201202

Work Order: **1201070**
 Description: Laboratory Services
 Sampled: 01/04/12 09:40
 Sampled By: J. Jasso
 Received: 01/06/12 16:20
 Prepared: 01/10/12 By: LEW
 Analyzed: 01/10/12 By: LEW
 Analytical Batch: 2A13009

*Volatile Organic Compounds by EPA Method 8260B (Continued)

CAS Number	Analyte	Analytical Result	RL
78-87-5	1,2-Dichloropropane	<1.0	1.0
10061-01-5	cis-1,3-Dichloropropene	<1.0	1.0
10061-02-6	trans-1,3-Dichloropropene	<1.0	1.0
100-41-4	Ethylbenzene	<1.0	1.0
60-29-7	Ethyl Ether	<5.0	5.0
591-78-6	2-Hexanone	<5.0	5.0
74-88-4	Iodomethane	<1.0	1.0
98-82-8	Isopropylbenzene	<1.0	1.0
99-87-6	4-Isopropyltoluene	<5.0	5.0
1634-04-4	Methyl tert-Butyl Ether	<5.0	5.0
75-09-2	Methylene Chloride	<5.0	5.0
78-93-3	2-Butanone (MEK)	<5.0	5.0
91-57-6	2-Methylnaphthalene	<5.0	5.0
108-10-1	4-Methyl-2-pentanone (MIBK)	<5.0	5.0
91-20-3	Naphthalene	<5.0	5.0
103-65-1	n-Propylbenzene	<1.0	1.0
100-42-5	Styrene	<1.0	1.0
630-20-6	1,1,1,2-Tetrachloroethane	<1.0	1.0
79-34-5	1,1,2,2-Tetrachloroethane	<1.0	1.0
127-18-4	Tetrachloroethene	<1.0	1.0
109-99-9	Tetrahydrofuran	<5.0	5.0
108-88-3	Toluene	<1.0	1.0
87-61-6	1,2,3-Trichlorobenzene	<5.0	5.0
120-82-1	1,2,4-Trichlorobenzene	<5.0	5.0
71-55-6	1,1,1-Trichloroethane	<1.0	1.0
79-00-5	1,1,2-Trichloroethane	<1.0	1.0
79-01-6	Trichloroethene	<1.0	1.0
75-69-4	Trichlorofluoromethane	<1.0	1.0
96-18-4	1,2,3-Trichloropropane	<1.0	1.0
95-63-6	1,2,4-Trimethylbenzene	<1.0	1.0
108-67-8	1,3,5-Trimethylbenzene	<1.0	1.0

Continued on next page

*See Statement of Data Qualifications

ANALYTICAL REPORT

Client: **TRC Companies. - Ann Arbor Office**
 Project: Tecumseh Products
 Client Sample ID: **MW-10s**
 Lab Sample ID: **1201070-02**
 Matrix: Water
 Unit: ug/L
 Dilution Factor: 1
 QC Batch: 1201202

Work Order: **1201070**
 Description: Laboratory Services
 Sampled: 01/04/12 09:40
 Sampled By: J. Jasso
 Received: 01/06/12 16:20
 Prepared: 01/10/12 By: LEW
 Analyzed: 01/10/12 By: LEW
 Analytical Batch: 2A13009

***Volatile Organic Compounds by EPA Method 8260B (Continued)**

CAS Number	Analyte	Analytical Result	RL
75-01-4	Vinyl Chloride	<1.0	1.0
179601-23-1	Xylene, Meta + Para	<2.0	2.0
95-47-6	Xylene, Ortho	<1.0	1.0
Surrogates:		% Recovery	Control Limits
	<i>Dibromofluoromethane</i>	100	85-118
	<i>1,2-Dichloroethane-d4</i>	100	87-122
	<i>Toluene-d8</i>	100	85-113
	<i>4-Bromofluorobenzene</i>	98	82-110

*See Statement of Data Qualifications

Page 7 of 172

ANALYTICAL REPORT

Client: **TRC Companies. - Ann Arbor Office**
 Project: Tecumseh Products
 Client Sample ID: **MW-11s**
 Lab Sample ID: **1201070-03**
 Matrix: Water
 Unit: ug/L
 Dilution Factor: 1
 QC Batch: 1201202

Work Order: **1201070**
 Description: Laboratory Services
 Sampled: 01/04/12 11:12
 Sampled By: J. Jasso
 Received: 01/06/12 16:20
 Prepared: 01/10/12 By: LEW
 Analyzed: 01/11/12 By: LEW
 Analytical Batch: 2A13009

*Volatile Organic Compounds by EPA Method 8260B

CAS Number	Analyte	Analytical Result	RL
*67-64-1	Acetone	<20	20
107-13-1	Acrylonitrile	<2.0	2.0
71-43-2	Benzene	<1.0	1.0
108-86-1	Bromobenzene	<1.0	1.0
74-97-5	Bromochloromethane	<1.0	1.0
75-27-4	Bromodichloromethane	<1.0	1.0
75-25-2	Bromoform	<1.0	1.0
74-83-9	Bromomethane	<5.0	5.0
104-51-8	n-Butylbenzene	<1.0	1.0
135-98-8	sec-Butylbenzene	<1.0	1.0
98-06-6	tert-Butylbenzene	<1.0	1.0
75-15-0	Carbon Disulfide	<1.0	1.0
56-23-5	Carbon Tetrachloride	<1.0	1.0
108-90-7	Chlorobenzene	<1.0	1.0
75-00-3	Chloroethane	<5.0	5.0
67-66-3	Chloroform	<1.0	1.0
74-87-3	Chloromethane	<5.0	5.0
96-12-8	1,2-Dibromo-3-chloropropane	<5.0	5.0
124-48-1	Dibromochloromethane	<1.0	1.0
106-93-4	1,2-Dibromoethane	<1.0	1.0
74-95-3	Dibromomethane	<1.0	1.0
110-57-6	trans-1,4-Dichloro-2-butene	<1.0	1.0
95-50-1	1,2-Dichlorobenzene	<1.0	1.0
541-73-1	1,3-Dichlorobenzene	<1.0	1.0
106-46-7	1,4-Dichlorobenzene	<1.0	1.0
75-71-8	Dichlorodifluoromethane	<5.0	5.0
75-34-3	1,1-Dichloroethane	<1.0	1.0
107-06-2	1,2-Dichloroethane	<1.0	1.0
75-35-4	1,1-Dichloroethene	<1.0	1.0
156-59-2	cis-1,2-Dichloroethene	<1.0	1.0
156-60-5	trans-1,2-Dichloroethene	<1.0	1.0

Continued on next page

*See Statement of Data Qualifications

ANALYTICAL REPORT

Client: **TRC Companies. - Ann Arbor Office**
 Project: Tecumseh Products
 Client Sample ID: **MW-11s**
 Lab Sample ID: **1201070-03**
 Matrix: Water
 Unit: ug/L
 Dilution Factor: 1
 QC Batch: 1201202

Work Order: **1201070**
 Description: Laboratory Services
 Sampled: 01/04/12 11:12
 Sampled By: J. Jasso
 Received: 01/06/12 16:20
 Prepared: 01/10/12 By: LEW
 Analyzed: 01/11/12 By: LEW
 Analytical Batch: 2A13009

*Volatile Organic Compounds by EPA Method 8260B (Continued)

CAS Number	Analyte	Analytical Result	RL
78-87-5	1,2-Dichloropropane	<1.0	1.0
10061-01-5	cis-1,3-Dichloropropene	<1.0	1.0
10061-02-6	trans-1,3-Dichloropropene	<1.0	1.0
100-41-4	Ethylbenzene	<1.0	1.0
60-29-7	Ethyl Ether	<5.0	5.0
591-78-6	2-Hexanone	<5.0	5.0
*74-88-4	Iodomethane	< 4.6	1.0
98-82-8	Isopropylbenzene	<1.0	1.0
99-87-6	4-Isopropyltoluene	<5.0	5.0
1634-04-4	Methyl tert-Butyl Ether	<5.0	5.0
75-09-2	Methylene Chloride	<5.0	5.0
78-93-3	2-Butanone (MEK)	<5.0	5.0
91-57-6	2-Methylnaphthalene	<5.0	5.0
108-10-1	4-Methyl-2-pentanone (MIBK)	<5.0	5.0
91-20-3	Naphthalene	<5.0	5.0
103-65-1	n-Propylbenzene	<1.0	1.0
100-42-5	Styrene	<1.0	1.0
630-20-6	1,1,1,2-Tetrachloroethane	<1.0	1.0
79-34-5	1,1,2,2-Tetrachloroethane	<1.0	1.0
127-18-4	Tetrachloroethene	<1.0	1.0
109-99-9	Tetrahydrofuran	<5.0	5.0
108-88-3	Toluene	<1.0	1.0
87-61-6	1,2,3-Trichlorobenzene	<5.0	5.0
120-82-1	1,2,4-Trichlorobenzene	<5.0	5.0
71-55-6	1,1,1-Trichloroethane	<1.0	1.0
79-00-5	1,1,2-Trichloroethane	<1.0	1.0
79-01-6	Trichloroethene	<1.0	1.0
75-69-4	Trichlorofluoromethane	<1.0	1.0
96-18-4	1,2,3-Trichloropropane	<1.0	1.0
95-63-6	1,2,4-Trimethylbenzene	<1.0	1.0
108-67-8	1,3,5-Trimethylbenzene	<1.0	1.0

Continued on next page

*See Statement of Data Qualifications

ANALYTICAL REPORT

Client: **TRC Companies. - Ann Arbor Office**
 Project: Tecumseh Products
 Client Sample ID: **MW-11s**
 Lab Sample ID: **1201070-03**
 Matrix: Water
 Unit: ug/L
 Dilution Factor: 1
 QC Batch: 1201202

Work Order: **1201070**
 Description: Laboratory Services
 Sampled: 01/04/12 11:12
 Sampled By: J. Jasso
 Received: 01/06/12 16:20
 Prepared: 01/10/12 By: LEW
 Analyzed: 01/11/12 By: LEW
 Analytical Batch: 2A13009

***Volatile Organic Compounds by EPA Method 8260B (Continued)**

CAS Number	Analyte	Analytical Result	RL
75-01-4	Vinyl Chloride	<1.0	1.0
179601-23-1	Xylene, Meta + Para	<2.0	2.0
95-47-6	Xylene, Ortho	<1.0	1.0
Surrogates:		% Recovery	Control Limits
	<i>Dibromofluoromethane</i>	<i>102</i>	<i>85-118</i>
	<i>1,2-Dichloroethane-d4</i>	<i>103</i>	<i>87-122</i>
	<i>Toluene-d8</i>	<i>101</i>	<i>85-113</i>
	<i>4-Bromofluorobenzene</i>	<i>99</i>	<i>82-110</i>

*See Statement of Data Qualifications

ANALYTICAL REPORT

Client: **TRC Companies. - Ann Arbor Office**
 Project: Tecumseh Products
 Client Sample ID: **MW-12s**
 Lab Sample ID: **1201070-04**
 Matrix: Water
 Unit: ug/L
 Dilution Factor: 1
 QC Batch: 1201202

Work Order: **1201070**
 Description: Laboratory Services
 Sampled: 01/04/12 12:47
 Sampled By: J. Jasso
 Received: 01/06/12 16:20
 Prepared: 01/10/12 By: LEW
 Analyzed: 01/11/12 By: LEW
 Analytical Batch: 2A13009

***Volatile Organic Compounds by EPA Method 8260B**

CAS Number	Analyte	Analytical Result	RL
*67-64-1	Acetone	<20	20
107-13-1	Acrylonitrile	<2.0	2.0
71-43-2	Benzene	<1.0	1.0
108-86-1	Bromobenzene	<1.0	1.0
74-97-5	Bromochloromethane	<1.0	1.0
75-27-4	Bromodichloromethane	<1.0	1.0
75-25-2	Bromoform	<1.0	1.0
74-83-9	Bromomethane	<5.0	5.0
104-51-8	n-Butylbenzene	<1.0	1.0
135-98-8	sec-Butylbenzene	<1.0	1.0
98-06-6	tert-Butylbenzene	<1.0	1.0
75-15-0	Carbon Disulfide	<1.0	1.0
56-23-5	Carbon Tetrachloride	<1.0	1.0
108-90-7	Chlorobenzene	<1.0	1.0
75-00-3	Chloroethane	<5.0	5.0
67-66-3	Chloroform	<1.0	1.0
74-87-3	Chloromethane	<5.0	5.0
96-12-8	1,2-Dibromo-3-chloropropane	<5.0	5.0
124-48-1	Dibromochloromethane	<1.0	1.0
106-93-4	1,2-Dibromoethane	<1.0	1.0
74-95-3	Dibromomethane	<1.0	1.0
110-57-6	trans-1,4-Dichloro-2-butene	<1.0	1.0
95-50-1	1,2-Dichlorobenzene	<1.0	1.0
541-73-1	1,3-Dichlorobenzene	<1.0	1.0
106-46-7	1,4-Dichlorobenzene	<1.0	1.0
75-71-8	Dichlorodifluoromethane	<5.0	5.0
75-34-3	1,1-Dichloroethane	<1.0	1.0
107-06-2	1,2-Dichloroethane	<1.0	1.0
75-35-4	1,1-Dichloroethene	<1.0	1.0
156-59-2	cis-1,2-Dichloroethene	<1.0	1.0
156-60-5	trans-1,2-Dichloroethene	<1.0	1.0

Continued on next page

*See Statement of Data Qualifications

ANALYTICAL REPORT

Client: **TRC Companies. - Ann Arbor Office**
 Project: Tecumseh Products
 Client Sample ID: **MW-12s**
 Lab Sample ID: **1201070-04**
 Matrix: Water
 Unit: ug/L
 Dilution Factor: 1
 QC Batch: 1201202

Work Order: **1201070**
 Description: Laboratory Services
 Sampled: 01/04/12 12:47
 Sampled By: J. Jasso
 Received: 01/06/12 16:20
 Prepared: 01/10/12 By: LEW
 Analyzed: 01/11/12 By: LEW
 Analytical Batch: 2A13009

*Volatile Organic Compounds by EPA Method 8260B (Continued)

CAS Number	Analyte	Analytical Result	RL
78-87-5	1,2-Dichloropropane	<1.0	1.0
10061-01-5	cis-1,3-Dichloropropene	<1.0	1.0
10061-02-6	trans-1,3-Dichloropropene	<1.0	1.0
100-41-4	Ethylbenzene	<1.0	1.0
60-29-7	Ethyl Ether	<5.0	5.0
591-78-6	2-Hexanone	<5.0	5.0
*74-88-4	Iodomethane	< 4.6	1.0
98-82-8	Isopropylbenzene	<1.0	1.0
99-87-6	4-Isopropyltoluene	<5.0	5.0
1634-04-4	Methyl tert-Butyl Ether	<5.0	5.0
75-09-2	Methylene Chloride	<5.0	5.0
78-93-3	2-Butanone (MEK)	<5.0	5.0
91-57-6	2-Methylnaphthalene	<5.0	5.0
108-10-1	4-Methyl-2-pentanone (MIBK)	<5.0	5.0
91-20-3	Naphthalene	<5.0	5.0
103-65-1	n-Propylbenzene	<1.0	1.0
100-42-5	Styrene	<1.0	1.0
630-20-6	1,1,1,2-Tetrachloroethane	<1.0	1.0
79-34-5	1,1,2,2-Tetrachloroethane	<1.0	1.0
127-18-4	Tetrachloroethene	2.2	1.0
109-99-9	Tetrahydrofuran	<5.0	5.0
108-88-3	Toluene	<1.0	1.0
87-61-6	1,2,3-Trichlorobenzene	<5.0	5.0
120-82-1	1,2,4-Trichlorobenzene	<5.0	5.0
71-55-6	1,1,1-Trichloroethane	<1.0	1.0
79-00-5	1,1,2-Trichloroethane	<1.0	1.0
79-01-6	Trichloroethene	<1.0	1.0
75-69-4	Trichlorofluoromethane	<1.0	1.0
96-18-4	1,2,3-Trichloropropane	<1.0	1.0
95-63-6	1,2,4-Trimethylbenzene	<1.0	1.0
108-67-8	1,3,5-Trimethylbenzene	<1.0	1.0

Continued on next page

*See Statement of Data Qualifications

ANALYTICAL REPORT

Client: **TRC Companies. - Ann Arbor Office**
 Project: Tecumseh Products
 Client Sample ID: **MW-12s**
 Lab Sample ID: **1201070-04**
 Matrix: Water
 Unit: ug/L
 Dilution Factor: 1
 QC Batch: 1201202

Work Order: **1201070**
 Description: Laboratory Services
 Sampled: 01/04/12 12:47
 Sampled By: J. Jasso
 Received: 01/06/12 16:20
 Prepared: 01/10/12 By: LEW
 Analyzed: 01/11/12 By: LEW
 Analytical Batch: 2A13009

***Volatile Organic Compounds by EPA Method 8260B (Continued)**

CAS Number	Analyte	Analytical Result	RL
75-01-4	Vinyl Chloride	<1.0	1.0
179601-23-1	Xylene, Meta + Para	<2.0	2.0
95-47-6	Xylene, Ortho	<1.0	1.0
Surrogates:		% Recovery	Control Limits
	<i>Dibromofluoromethane</i>	<i>101</i>	<i>85-118</i>
	<i>1,2-Dichloroethane-d4</i>	<i>101</i>	<i>87-122</i>
	<i>Toluene-d8</i>	<i>100</i>	<i>85-113</i>
	<i>4-Bromofluorobenzene</i>	<i>99</i>	<i>82-110</i>

*See Statement of Data Qualifications

ANALYTICAL REPORT

Client: **TRC Companies. - Ann Arbor Office**
 Project: Tecumseh Products
 Client Sample ID: **MW-12d**
 Lab Sample ID: **1201070-05**
 Matrix: Water
 Unit: ug/L
 Dilution Factor: 1
 QC Batch: 1201202

Work Order: **1201070**
 Description: Laboratory Services
 Sampled: 01/04/12 14:08
 Sampled By: J. Jasso
 Received: 01/06/12 16:20
 Prepared: 01/10/12 By: LEW
 Analyzed: 01/11/12 By: LEW
 Analytical Batch: 2A13009

***Volatile Organic Compounds by EPA Method 8260B**

CAS Number	Analyte	Analytical Result	RL
*67-64-1	Acetone	<20	20
107-13-1	Acrylonitrile	<2.0	2.0
71-43-2	Benzene	<1.0	1.0
108-86-1	Bromobenzene	<1.0	1.0
74-97-5	Bromochloromethane	<1.0	1.0
75-27-4	Bromodichloromethane	<1.0	1.0
75-25-2	Bromoform	<1.0	1.0
74-83-9	Bromomethane	<5.0	5.0
104-51-8	n-Butylbenzene	<1.0	1.0
135-98-8	sec-Butylbenzene	<1.0	1.0
98-06-6	tert-Butylbenzene	<1.0	1.0
75-15-0	Carbon Disulfide	<1.0	1.0
56-23-5	Carbon Tetrachloride	<1.0	1.0
108-90-7	Chlorobenzene	<1.0	1.0
75-00-3	Chloroethane	<5.0	5.0
67-66-3	Chloroform	<1.0	1.0
74-87-3	Chloromethane	<5.0	5.0
96-12-8	1,2-Dibromo-3-chloropropane	<5.0	5.0
124-48-1	Dibromochloromethane	<1.0	1.0
106-93-4	1,2-Dibromoethane	<1.0	1.0
74-95-3	Dibromomethane	<1.0	1.0
110-57-6	trans-1,4-Dichloro-2-butene	<1.0	1.0
95-50-1	1,2-Dichlorobenzene	<1.0	1.0
541-73-1	1,3-Dichlorobenzene	<1.0	1.0
106-46-7	1,4-Dichlorobenzene	<1.0	1.0
75-71-8	Dichlorodifluoromethane	<5.0	5.0
75-34-3	1,1-Dichloroethane	<1.0	1.0
107-06-2	1,2-Dichloroethane	<1.0	1.0
75-35-4	1,1-Dichloroethene	<1.0	1.0
156-59-2	cis-1,2-Dichloroethene	<1.0	1.0
156-60-5	trans-1,2-Dichloroethene	<1.0	1.0

Continued on next page

*See Statement of Data Qualifications

ANALYTICAL REPORT

Client: **TRC Companies. - Ann Arbor Office**
 Project: Tecumseh Products
 Client Sample ID: **MW-12d**
 Lab Sample ID: **1201070-05**
 Matrix: Water
 Unit: ug/L
 Dilution Factor: 1
 QC Batch: 1201202

Work Order: **1201070**
 Description: Laboratory Services
 Sampled: 01/04/12 14:08
 Sampled By: J. Jasso
 Received: 01/06/12 16:20
 Prepared: 01/10/12 By: LEW
 Analyzed: 01/11/12 By: LEW
 Analytical Batch: 2A13009

***Volatile Organic Compounds by EPA Method 8260B (Continued)**

CAS Number	Analyte	Analytical Result	RL
78-87-5	1,2-Dichloropropane	<1.0	1.0
10061-01-5	cis-1,3-Dichloropropene	<1.0	1.0
10061-02-6	trans-1,3-Dichloropropene	<1.0	1.0
100-41-4	Ethylbenzene	<1.0	1.0
60-29-7	Ethyl Ether	<5.0	5.0
591-78-6	2-Hexanone	<5.0	5.0
74-88-4	Iodomethane	<1.0	1.0
98-82-8	Isopropylbenzene	<1.0	1.0
99-87-6	4-Isopropyltoluene	<5.0	5.0
1634-04-4	Methyl tert-Butyl Ether	<5.0	5.0
75-09-2	Methylene Chloride	<5.0	5.0
78-93-3	2-Butanone (MEK)	<5.0	5.0
91-57-6	2-Methylnaphthalene	<5.0	5.0
108-10-1	4-Methyl-2-pentanone (MIBK)	<5.0	5.0
91-20-3	Naphthalene	<5.0	5.0
103-65-1	n-Propylbenzene	<1.0	1.0
100-42-5	Styrene	<1.0	1.0
630-20-6	1,1,1,2-Tetrachloroethane	<1.0	1.0
79-34-5	1,1,2,2-Tetrachloroethane	<1.0	1.0
127-18-4	Tetrachloroethene	<1.0	1.0
109-99-9	Tetrahydrofuran	<5.0	5.0
108-88-3	Toluene	<1.0	1.0
87-61-6	1,2,3-Trichlorobenzene	<5.0	5.0
120-82-1	1,2,4-Trichlorobenzene	<5.0	5.0
71-55-6	1,1,1-Trichloroethane	<1.0	1.0
79-00-5	1,1,2-Trichloroethane	<1.0	1.0
79-01-6	Trichloroethene	<1.0	1.0
75-69-4	Trichlorofluoromethane	<1.0	1.0
96-18-4	1,2,3-Trichloropropane	<1.0	1.0
95-63-6	1,2,4-Trimethylbenzene	<1.0	1.0
108-67-8	1,3,5-Trimethylbenzene	<1.0	1.0

Continued on next page

*See Statement of Data Qualifications

ANALYTICAL REPORT

Client: **TRC Companies. - Ann Arbor Office**
 Project: Tecumseh Products
 Client Sample ID: **MW-12d**
 Lab Sample ID: **1201070-05**
 Matrix: Water
 Unit: ug/L
 Dilution Factor: 1
 QC Batch: 1201202

Work Order: **1201070**
 Description: Laboratory Services
 Sampled: 01/04/12 14:08
 Sampled By: J. Jasso
 Received: 01/06/12 16:20
 Prepared: 01/10/12 By: LEW
 Analyzed: 01/11/12 By: LEW
 Analytical Batch: 2A13009

***Volatile Organic Compounds by EPA Method 8260B (Continued)**

CAS Number	Analyte	Analytical Result	RL
75-01-4	Vinyl Chloride	<1.0	1.0
179601-23-1	Xylene, Meta + Para	<2.0	2.0
95-47-6	Xylene, Ortho	<1.0	1.0
Surrogates:		% Recovery	Control Limits
	<i>Dibromofluoromethane</i>	<i>103</i>	<i>85-118</i>
	<i>1,2-Dichloroethane-d4</i>	<i>102</i>	<i>87-122</i>
	<i>Toluene-d8</i>	<i>101</i>	<i>85-113</i>
	<i>4-Bromofluorobenzene</i>	<i>99</i>	<i>82-110</i>

*See Statement of Data Qualifications

Page 16 of 172

ANALYTICAL REPORT

Client: **TRC Companies. - Ann Arbor Office**
 Project: Tecumseh Products
 Client Sample ID: **MW-13s**
 Lab Sample ID: **1201070-06**
 Matrix: Water
 Unit: ug/L
 Dilution Factor: 1
 QC Batch: 1201202

Work Order: **1201070**
 Description: Laboratory Services
 Sampled: 01/04/12 15:15
 Sampled By: J. Jasso
 Received: 01/06/12 16:20
 Prepared: 01/10/12 By: LEW
 Analyzed: 01/11/12 By: LEW
 Analytical Batch: 2A13009

***Volatile Organic Compounds by EPA Method 8260B**

CAS Number	Analyte	Analytical Result	RL
*67-64-1	Acetone	<20	20
107-13-1	Acrylonitrile	<2.0	2.0
71-43-2	Benzene	<1.0	1.0
108-86-1	Bromobenzene	<1.0	1.0
74-97-5	Bromochloromethane	<1.0	1.0
75-27-4	Bromodichloromethane	<1.0	1.0
75-25-2	Bromoform	<1.0	1.0
74-83-9	Bromomethane	<5.0	5.0
104-51-8	n-Butylbenzene	<1.0	1.0
135-98-8	sec-Butylbenzene	<1.0	1.0
98-06-6	tert-Butylbenzene	<1.0	1.0
75-15-0	Carbon Disulfide	<1.0	1.0
56-23-5	Carbon Tetrachloride	<1.0	1.0
108-90-7	Chlorobenzene	<1.0	1.0
75-00-3	Chloroethane	<5.0	5.0
67-66-3	Chloroform	<1.0	1.0
74-87-3	Chloromethane	<5.0	5.0
96-12-8	1,2-Dibromo-3-chloropropane	<5.0	5.0
124-48-1	Dibromochloromethane	<1.0	1.0
106-93-4	1,2-Dibromoethane	<1.0	1.0
74-95-3	Dibromomethane	<1.0	1.0
110-57-6	trans-1,4-Dichloro-2-butene	<1.0	1.0
95-50-1	1,2-Dichlorobenzene	<1.0	1.0
541-73-1	1,3-Dichlorobenzene	<1.0	1.0
106-46-7	1,4-Dichlorobenzene	<1.0	1.0
75-71-8	Dichlorodifluoromethane	<5.0	5.0
75-34-3	1,1-Dichloroethane	<1.0	1.0
107-06-2	1,2-Dichloroethane	<1.0	1.0
75-35-4	1,1-Dichloroethene	<1.0	1.0
156-59-2	cis-1,2-Dichloroethene	<1.0	1.0
156-60-5	trans-1,2-Dichloroethene	<1.0	1.0

Continued on next page

*See Statement of Data Qualifications

ANALYTICAL REPORT

Client: **TRC Companies. - Ann Arbor Office**
 Project: Tecumseh Products
 Client Sample ID: **MW-13s**
 Lab Sample ID: **1201070-06**
 Matrix: Water
 Unit: ug/L
 Dilution Factor: 1
 QC Batch: 1201202

Work Order: **1201070**
 Description: Laboratory Services
 Sampled: 01/04/12 15:15
 Sampled By: J. Jasso
 Received: 01/06/12 16:20
 Prepared: 01/10/12 By: LEW
 Analyzed: 01/11/12 By: LEW
 Analytical Batch: 2A13009

*Volatile Organic Compounds by EPA Method 8260B (Continued)

CAS Number	Analyte	Analytical Result	RL
78-87-5	1,2-Dichloropropane	<1.0	1.0
10061-01-5	cis-1,3-Dichloropropene	<1.0	1.0
10061-02-6	trans-1,3-Dichloropropene	<1.0	1.0
100-41-4	Ethylbenzene	<1.0	1.0
60-29-7	Ethyl Ether	<5.0	5.0
591-78-6	2-Hexanone	<5.0	5.0
*74-88-4	Iodomethane	< 4.6	1.0
98-82-8	Isopropylbenzene	<1.0	1.0
99-87-6	4-Isopropyltoluene	<5.0	5.0
1634-04-4	Methyl tert-Butyl Ether	<5.0	5.0
75-09-2	Methylene Chloride	<5.0	5.0
78-93-3	2-Butanone (MEK)	<5.0	5.0
91-57-6	2-Methylnaphthalene	<5.0	5.0
108-10-1	4-Methyl-2-pentanone (MIBK)	<5.0	5.0
91-20-3	Naphthalene	<5.0	5.0
103-65-1	n-Propylbenzene	<1.0	1.0
100-42-5	Styrene	<1.0	1.0
630-20-6	1,1,1,2-Tetrachloroethane	<1.0	1.0
79-34-5	1,1,2,2-Tetrachloroethane	<1.0	1.0
127-18-4	Tetrachloroethene	<1.0	1.0
109-99-9	Tetrahydrofuran	<5.0	5.0
108-88-3	Toluene	<1.0	1.0
87-61-6	1,2,3-Trichlorobenzene	<5.0	5.0
120-82-1	1,2,4-Trichlorobenzene	<5.0	5.0
71-55-6	1,1,1-Trichloroethane	<1.0	1.0
79-00-5	1,1,2-Trichloroethane	<1.0	1.0
79-01-6	Trichloroethene	<1.0	1.0
75-69-4	Trichlorofluoromethane	<1.0	1.0
96-18-4	1,2,3-Trichloropropane	<1.0	1.0
95-63-6	1,2,4-Trimethylbenzene	<1.0	1.0
108-67-8	1,3,5-Trimethylbenzene	<1.0	1.0

Continued on next page

*See Statement of Data Qualifications

ANALYTICAL REPORT

Client: **TRC Companies. - Ann Arbor Office**
 Project: Tecumseh Products
 Client Sample ID: **MW-13s**
 Lab Sample ID: **1201070-06**
 Matrix: Water
 Unit: ug/L
 Dilution Factor: 1
 QC Batch: 1201202

Work Order: **1201070**
 Description: Laboratory Services
 Sampled: 01/04/12 15:15
 Sampled By: J. Jasso
 Received: 01/06/12 16:20
 Prepared: 01/10/12 By: LEW
 Analyzed: 01/11/12 By: LEW
 Analytical Batch: 2A13009

***Volatile Organic Compounds by EPA Method 8260B (Continued)**

CAS Number	Analyte	Analytical Result	RL
75-01-4	Vinyl Chloride	<1.0	1.0
179601-23-1	Xylene, Meta + Para	<2.0	2.0
95-47-6	Xylene, Ortho	<1.0	1.0
Surrogates:		% Recovery	Control Limits
	<i>Dibromofluoromethane</i>	<i>102</i>	<i>85-118</i>
	<i>1,2-Dichloroethane-d4</i>	<i>102</i>	<i>87-122</i>
	<i>Toluene-d8</i>	<i>100</i>	<i>85-113</i>
	<i>4-Bromofluorobenzene</i>	<i>99</i>	<i>82-110</i>

*See Statement of Data Qualifications

ANALYTICAL REPORT

Client: **TRC Companies. - Ann Arbor Office**
 Project: Tecumseh Products
 Client Sample ID: **MW-14s**
 Lab Sample ID: **1201070-07**
 Matrix: Water
 Unit: ug/L
 Dilution Factor: 1
 QC Batch: 1201202

Work Order: **1201070**
 Description: Laboratory Services
 Sampled: 01/04/12 16:18
 Sampled By: J. Jasso
 Received: 01/06/12 16:20
 Prepared: 01/10/12 By: LEW
 Analyzed: 01/11/12 By: LEW
 Analytical Batch: 2A13009

*Volatile Organic Compounds by EPA Method 8260B

CAS Number	Analyte	Analytical Result	RL
*67-64-1	Acetone	<20	20
107-13-1	Acrylonitrile	<2.0	2.0
71-43-2	Benzene	<1.0	1.0
108-86-1	Bromobenzene	<1.0	1.0
74-97-5	Bromochloromethane	<1.0	1.0
75-27-4	Bromodichloromethane	<1.0	1.0
75-25-2	Bromoform	<1.0	1.0
74-83-9	Bromomethane	<5.0	5.0
104-51-8	n-Butylbenzene	<1.0	1.0
135-98-8	sec-Butylbenzene	<1.0	1.0
98-06-6	tert-Butylbenzene	<1.0	1.0
75-15-0	Carbon Disulfide	<1.0	1.0
56-23-5	Carbon Tetrachloride	<1.0	1.0
108-90-7	Chlorobenzene	<1.0	1.0
75-00-3	Chloroethane	<5.0	5.0
67-66-3	Chloroform	<1.0	1.0
74-87-3	Chloromethane	<5.0	5.0
96-12-8	1,2-Dibromo-3-chloropropane	<5.0	5.0
124-48-1	Dibromochloromethane	<1.0	1.0
106-93-4	1,2-Dibromoethane	<1.0	1.0
74-95-3	Dibromomethane	<1.0	1.0
110-57-6	trans-1,4-Dichloro-2-butene	<1.0	1.0
95-50-1	1,2-Dichlorobenzene	<1.0	1.0
541-73-1	1,3-Dichlorobenzene	<1.0	1.0
106-46-7	1,4-Dichlorobenzene	<1.0	1.0
75-71-8	Dichlorodifluoromethane	<5.0	5.0
75-34-3	1,1-Dichloroethane	<1.0	1.0
107-06-2	1,2-Dichloroethane	<1.0	1.0
75-35-4	1,1-Dichloroethene	<1.0	1.0
156-59-2	cis-1,2-Dichloroethene	<1.0	1.0
156-60-5	trans-1,2-Dichloroethene	<1.0	1.0

Continued on next page

*See Statement of Data Qualifications

ANALYTICAL REPORT

Client: **TRC Companies. - Ann Arbor Office**
 Project: Tecumseh Products
 Client Sample ID: **MW-14s**
 Lab Sample ID: **1201070-07**
 Matrix: Water
 Unit: ug/L
 Dilution Factor: 1
 QC Batch: 1201202

Work Order: **1201070**
 Description: Laboratory Services
 Sampled: 01/04/12 16:18
 Sampled By: J. Jasso
 Received: 01/06/12 16:20
 Prepared: 01/10/12 By: LEW
 Analyzed: 01/11/12 By: LEW
 Analytical Batch: 2A13009

***Volatile Organic Compounds by EPA Method 8260B (Continued)**

CAS Number	Analyte	Analytical Result	RL
78-87-5	1,2-Dichloropropane	<1.0	1.0
10061-01-5	cis-1,3-Dichloropropene	<1.0	1.0
10061-02-6	trans-1,3-Dichloropropene	<1.0	1.0
100-41-4	Ethylbenzene	<1.0	1.0
60-29-7	Ethyl Ether	<5.0	5.0
591-78-6	2-Hexanone	<5.0	5.0
74-88-4	Iodomethane	<1.0	1.0
98-82-8	Isopropylbenzene	<1.0	1.0
99-87-6	4-Isopropyltoluene	<5.0	5.0
1634-04-4	Methyl tert-Butyl Ether	<5.0	5.0
75-09-2	Methylene Chloride	<5.0	5.0
78-93-3	2-Butanone (MEK)	<5.0	5.0
91-57-6	2-Methylnaphthalene	<5.0	5.0
108-10-1	4-Methyl-2-pentanone (MIBK)	<5.0	5.0
91-20-3	Naphthalene	<5.0	5.0
103-65-1	n-Propylbenzene	<1.0	1.0
100-42-5	Styrene	<1.0	1.0
630-20-6	1,1,1,2-Tetrachloroethane	<1.0	1.0
79-34-5	1,1,2,2-Tetrachloroethane	<1.0	1.0
127-18-4	Tetrachloroethene	<1.0	1.0
109-99-9	Tetrahydrofuran	<5.0	5.0
108-88-3	Toluene	<1.0	1.0
87-61-6	1,2,3-Trichlorobenzene	<5.0	5.0
120-82-1	1,2,4-Trichlorobenzene	<5.0	5.0
71-55-6	1,1,1-Trichloroethane	<1.0	1.0
79-00-5	1,1,2-Trichloroethane	<1.0	1.0
79-01-6	Trichloroethene	<1.0	1.0
75-69-4	Trichlorofluoromethane	<1.0	1.0
96-18-4	1,2,3-Trichloropropane	<1.0	1.0
95-63-6	1,2,4-Trimethylbenzene	<1.0	1.0
108-67-8	1,3,5-Trimethylbenzene	<1.0	1.0

Continued on next page

*See Statement of Data Qualifications

ANALYTICAL REPORT

Client: **TRC Companies. - Ann Arbor Office**
 Project: Tecumseh Products
 Client Sample ID: **MW-14s**
 Lab Sample ID: **1201070-07**
 Matrix: Water
 Unit: ug/L
 Dilution Factor: 1
 QC Batch: 1201202

Work Order: **1201070**
 Description: Laboratory Services
 Sampled: 01/04/12 16:18
 Sampled By: J. Jasso
 Received: 01/06/12 16:20
 Prepared: 01/10/12 By: LEW
 Analyzed: 01/11/12 By: LEW
 Analytical Batch: 2A13009

***Volatile Organic Compounds by EPA Method 8260B (Continued)**

CAS Number	Analyte	Analytical Result	RL
75-01-4	Vinyl Chloride	<1.0	1.0
179601-23-1	Xylene, Meta + Para	<2.0	2.0
95-47-6	Xylene, Ortho	<1.0	1.0
Surrogates:		% Recovery	Control Limits
	<i>Dibromofluoromethane</i>	101	85-118
	<i>1,2-Dichloroethane-d4</i>	102	87-122
	<i>Toluene-d8</i>	101	85-113
	<i>4-Bromofluorobenzene</i>	98	82-110

*See Statement of Data Qualifications

ANALYTICAL REPORT

Client: **TRC Companies. - Ann Arbor Office**
 Project: Tecumseh Products
 Client Sample ID: **DUP-01**
 Lab Sample ID: **1201070-08**
 Matrix: Water
 Unit: ug/L
 Dilution Factor: 1
 QC Batch: 1201202

Work Order: **1201070**
 Description: Laboratory Services
 Sampled: 01/04/12 00:00
 Sampled By: J. Jasso
 Received: 01/06/12 16:20
 Prepared: 01/10/12 By: LEW
 Analyzed: 01/11/12 By: LEW
 Analytical Batch: 2A13009

*Volatile Organic Compounds by EPA Method 8260B

CAS Number	Analyte	Analytical Result	RL
*67-64-1	Acetone	<20	20
107-13-1	Acrylonitrile	<2.0	2.0
71-43-2	Benzene	<1.0	1.0
108-86-1	Bromobenzene	<1.0	1.0
74-97-5	Bromochloromethane	<1.0	1.0
75-27-4	Bromodichloromethane	<1.0	1.0
75-25-2	Bromoform	<1.0	1.0
74-83-9	Bromomethane	<5.0	5.0
104-51-8	n-Butylbenzene	<1.0	1.0
135-98-8	sec-Butylbenzene	<1.0	1.0
98-06-6	tert-Butylbenzene	<1.0	1.0
75-15-0	Carbon Disulfide	<1.0	1.0
56-23-5	Carbon Tetrachloride	<1.0	1.0
108-90-7	Chlorobenzene	<1.0	1.0
75-00-3	Chloroethane	<5.0	5.0
67-66-3	Chloroform	<1.0	1.0
74-87-3	Chloromethane	<5.0	5.0
96-12-8	1,2-Dibromo-3-chloropropane	<5.0	5.0
124-48-1	Dibromochloromethane	<1.0	1.0
106-93-4	1,2-Dibromoethane	<1.0	1.0
74-95-3	Dibromomethane	<1.0	1.0
110-57-6	trans-1,4-Dichloro-2-butene	<1.0	1.0
95-50-1	1,2-Dichlorobenzene	<1.0	1.0
541-73-1	1,3-Dichlorobenzene	<1.0	1.0
106-46-7	1,4-Dichlorobenzene	<1.0	1.0
75-71-8	Dichlorodifluoromethane	<5.0	5.0
75-34-3	1,1-Dichloroethane	<1.0	1.0
107-06-2	1,2-Dichloroethane	<1.0	1.0
75-35-4	1,1-Dichloroethene	<1.0	1.0
156-59-2	cis-1,2-Dichloroethene	<1.0	1.0
156-60-5	trans-1,2-Dichloroethene	<1.0	1.0

Continued on next page

*See Statement of Data Qualifications

ANALYTICAL REPORT

Client: **TRC Companies. - Ann Arbor Office**
 Project: Tecumseh Products
 Client Sample ID: **DUP-01**
 Lab Sample ID: **1201070-08**
 Matrix: Water
 Unit: ug/L
 Dilution Factor: 1
 QC Batch: 1201202

Work Order: **1201070**
 Description: Laboratory Services
 Sampled: 01/04/12 00:00
 Sampled By: J. Jasso
 Received: 01/06/12 16:20
 Prepared: 01/10/12 By: LEW
 Analyzed: 01/11/12 By: LEW
 Analytical Batch: 2A13009

*Volatile Organic Compounds by EPA Method 8260B (Continued)

CAS Number	Analyte	Analytical Result	RL
78-87-5	1,2-Dichloropropane	<1.0	1.0
10061-01-5	cis-1,3-Dichloropropene	<1.0	1.0
10061-02-6	trans-1,3-Dichloropropene	<1.0	1.0
100-41-4	Ethylbenzene	<1.0	1.0
60-29-7	Ethyl Ether	<5.0	5.0
591-78-6	2-Hexanone	<5.0	5.0
74-88-4	Iodomethane	<1.0	1.0
98-82-8	Isopropylbenzene	<1.0	1.0
99-87-6	4-Isopropyltoluene	<5.0	5.0
1634-04-4	Methyl tert-Butyl Ether	<5.0	5.0
75-09-2	Methylene Chloride	<5.0	5.0
78-93-3	2-Butanone (MEK)	<5.0	5.0
91-57-6	2-Methylnaphthalene	<5.0	5.0
108-10-1	4-Methyl-2-pentanone (MIBK)	<5.0	5.0
91-20-3	Naphthalene	<5.0	5.0
103-65-1	n-Propylbenzene	<1.0	1.0
100-42-5	Styrene	<1.0	1.0
630-20-6	1,1,1,2-Tetrachloroethane	<1.0	1.0
79-34-5	1,1,2,2-Tetrachloroethane	<1.0	1.0
127-18-4	Tetrachloroethene	<1.0	1.0
109-99-9	Tetrahydrofuran	<5.0	5.0
108-88-3	Toluene	<1.0	1.0
87-61-6	1,2,3-Trichlorobenzene	<5.0	5.0
120-82-1	1,2,4-Trichlorobenzene	<5.0	5.0
71-55-6	1,1,1-Trichloroethane	<1.0	1.0
79-00-5	1,1,2-Trichloroethane	<1.0	1.0
79-01-6	Trichloroethene	<1.0	1.0
75-69-4	Trichlorofluoromethane	<1.0	1.0
96-18-4	1,2,3-Trichloropropane	<1.0	1.0
95-63-6	1,2,4-Trimethylbenzene	<1.0	1.0
108-67-8	1,3,5-Trimethylbenzene	<1.0	1.0

Continued on next page

*See Statement of Data Qualifications

ANALYTICAL REPORT

Client: **TRC Companies. - Ann Arbor Office**
 Project: Tecumseh Products
 Client Sample ID: **DUP-01**
 Lab Sample ID: **1201070-08**
 Matrix: Water
 Unit: ug/L
 Dilution Factor: 1
 QC Batch: 1201202

Work Order: **1201070**
 Description: Laboratory Services
 Sampled: 01/04/12 00:00
 Sampled By: J. Jasso
 Received: 01/06/12 16:20
 Prepared: 01/10/12 By: LEW
 Analyzed: 01/11/12 By: LEW
 Analytical Batch: 2A13009

***Volatile Organic Compounds by EPA Method 8260B (Continued)**

CAS Number	Analyte	Analytical Result	RL
75-01-4	Vinyl Chloride	<1.0	1.0
179601-23-1	Xylene, Meta + Para	<2.0	2.0
95-47-6	Xylene, Ortho	<1.0	1.0
Surrogates:		% Recovery	Control Limits
	<i>Dibromofluoromethane</i>	<i>103</i>	<i>85-118</i>
	<i>1,2-Dichloroethane-d4</i>	<i>102</i>	<i>87-122</i>
	<i>Toluene-d8</i>	<i>100</i>	<i>85-113</i>
	<i>4-Bromofluorobenzene</i>	<i>99</i>	<i>82-110</i>

*See Statement of Data Qualifications

ANALYTICAL REPORT

Client: **TRC Companies. - Ann Arbor Office**
 Project: Tecumseh Products
 Client Sample ID: **MW-14d**
 Lab Sample ID: **1201070-09**
 Matrix: Water
 Unit: ug/L
 Dilution Factor: 1
 QC Batch: 1201202

Work Order: **1201070**
 Description: Laboratory Services
 Sampled: 01/04/12 17:45
 Sampled By: J. Jasso
 Received: 01/06/12 16:20
 Prepared: 01/10/12 By: LEW
 Analyzed: 01/11/12 By: LEW
 Analytical Batch: 2A13009

*Volatile Organic Compounds by EPA Method 8260B

CAS Number	Analyte	Analytical Result	RL
*67-64-1	Acetone	<20	20
107-13-1	Acrylonitrile	<2.0	2.0
71-43-2	Benzene	<1.0	1.0
108-86-1	Bromobenzene	<1.0	1.0
74-97-5	Bromochloromethane	<1.0	1.0
75-27-4	Bromodichloromethane	<1.0	1.0
75-25-2	Bromoform	<1.0	1.0
74-83-9	Bromomethane	<5.0	5.0
104-51-8	n-Butylbenzene	<1.0	1.0
135-98-8	sec-Butylbenzene	<1.0	1.0
98-06-6	tert-Butylbenzene	<1.0	1.0
75-15-0	Carbon Disulfide	<1.0	1.0
56-23-5	Carbon Tetrachloride	<1.0	1.0
108-90-7	Chlorobenzene	<1.0	1.0
75-00-3	Chloroethane	<5.0	5.0
67-66-3	Chloroform	<1.0	1.0
74-87-3	Chloromethane	<5.0	5.0
96-12-8	1,2-Dibromo-3-chloropropane	<5.0	5.0
124-48-1	Dibromochloromethane	<1.0	1.0
106-93-4	1,2-Dibromoethane	<1.0	1.0
74-95-3	Dibromomethane	<1.0	1.0
110-57-6	trans-1,4-Dichloro-2-butene	<1.0	1.0
95-50-1	1,2-Dichlorobenzene	<1.0	1.0
541-73-1	1,3-Dichlorobenzene	<1.0	1.0
106-46-7	1,4-Dichlorobenzene	<1.0	1.0
75-71-8	Dichlorodifluoromethane	<5.0	5.0
75-34-3	1,1-Dichloroethane	<1.0	1.0
107-06-2	1,2-Dichloroethane	<1.0	1.0
75-35-4	1,1-Dichloroethene	<1.0	1.0
156-59-2	cis-1,2-Dichloroethene	<1.0	1.0
156-60-5	trans-1,2-Dichloroethene	<1.0	1.0

Continued on next page

*See Statement of Data Qualifications

ANALYTICAL REPORT

Client: **TRC Companies. - Ann Arbor Office**
 Project: Tecumseh Products
 Client Sample ID: **MW-14d**
 Lab Sample ID: **1201070-09**
 Matrix: Water
 Unit: ug/L
 Dilution Factor: 1
 QC Batch: 1201202

Work Order: **1201070**
 Description: Laboratory Services
 Sampled: 01/04/12 17:45
 Sampled By: J. Jasso
 Received: 01/06/12 16:20
 Prepared: 01/10/12 By: LEW
 Analyzed: 01/11/12 By: LEW
 Analytical Batch: 2A13009

*Volatile Organic Compounds by EPA Method 8260B (Continued)

CAS Number	Analyte	Analytical Result	RL
78-87-5	1,2-Dichloropropane	<1.0	1.0
10061-01-5	cis-1,3-Dichloropropene	<1.0	1.0
10061-02-6	trans-1,3-Dichloropropene	<1.0	1.0
100-41-4	Ethylbenzene	<1.0	1.0
60-29-7	Ethyl Ether	<5.0	5.0
591-78-6	2-Hexanone	<5.0	5.0
74-88-4	Iodomethane	<1.0	1.0
98-82-8	Isopropylbenzene	<1.0	1.0
99-87-6	4-Isopropyltoluene	<5.0	5.0
1634-04-4	Methyl tert-Butyl Ether	<5.0	5.0
75-09-2	Methylene Chloride	<5.0	5.0
78-93-3	2-Butanone (MEK)	<5.0	5.0
91-57-6	2-Methylnaphthalene	<5.0	5.0
108-10-1	4-Methyl-2-pentanone (MIBK)	<5.0	5.0
91-20-3	Naphthalene	<5.0	5.0
103-65-1	n-Propylbenzene	<1.0	1.0
100-42-5	Styrene	<1.0	1.0
630-20-6	1,1,1,2-Tetrachloroethane	<1.0	1.0
79-34-5	1,1,2,2-Tetrachloroethane	<1.0	1.0
127-18-4	Tetrachloroethene	<1.0	1.0
109-99-9	Tetrahydrofuran	<5.0	5.0
108-88-3	Toluene	<1.0	1.0
87-61-6	1,2,3-Trichlorobenzene	<5.0	5.0
120-82-1	1,2,4-Trichlorobenzene	<5.0	5.0
71-55-6	1,1,1-Trichloroethane	<1.0	1.0
79-00-5	1,1,2-Trichloroethane	<1.0	1.0
79-01-6	Trichloroethene	<1.0	1.0
75-69-4	Trichlorofluoromethane	<1.0	1.0
96-18-4	1,2,3-Trichloropropane	<1.0	1.0
95-63-6	1,2,4-Trimethylbenzene	<1.0	1.0
108-67-8	1,3,5-Trimethylbenzene	<1.0	1.0

Continued on next page

*See Statement of Data Qualifications

ANALYTICAL REPORT

Client: **TRC Companies. - Ann Arbor Office**
 Project: Tecumseh Products
 Client Sample ID: **MW-14d**
 Lab Sample ID: **1201070-09**
 Matrix: Water
 Unit: ug/L
 Dilution Factor: 1
 QC Batch: 1201202

Work Order: **1201070**
 Description: Laboratory Services
 Sampled: 01/04/12 17:45
 Sampled By: J. Jasso
 Received: 01/06/12 16:20
 Prepared: 01/10/12 By: LEW
 Analyzed: 01/11/12 By: LEW
 Analytical Batch: 2A13009

***Volatile Organic Compounds by EPA Method 8260B (Continued)**

CAS Number	Analyte	Analytical Result	RL
75-01-4	Vinyl Chloride	<1.0	1.0
179601-23-1	Xylene, Meta + Para	<2.0	2.0
95-47-6	Xylene, Ortho	<1.0	1.0
Surrogates:		% Recovery	Control Limits
	<i>Dibromofluoromethane</i>	<i>102</i>	<i>85-118</i>
	<i>1,2-Dichloroethane-d4</i>	<i>99</i>	<i>87-122</i>
	<i>Toluene-d8</i>	<i>100</i>	<i>85-113</i>
	<i>4-Bromofluorobenzene</i>	<i>99</i>	<i>82-110</i>

*See Statement of Data Qualifications

Page 28 of 172

ANALYTICAL REPORT

Client: **TRC Companies. - Ann Arbor Office**
 Project: Tecumseh Products
 Client Sample ID: **MW-15s**
 Lab Sample ID: **1201070-10**
 Matrix: Water
 Unit: ug/L
 Dilution Factor: 1
 QC Batch: 1201202

Work Order: **1201070**
 Description: Laboratory Services
 Sampled: 01/05/12 08:47
 Sampled By: J. Jasso
 Received: 01/06/12 16:20
 Prepared: 01/10/12 By: LEW
 Analyzed: 01/11/12 By: LEW
 Analytical Batch: 2A13009

*Volatile Organic Compounds by EPA Method 8260B

CAS Number	Analyte	Analytical Result	RL
*67-64-1	Acetone	<20	20
107-13-1	Acrylonitrile	<2.0	2.0
71-43-2	Benzene	<1.0	1.0
108-86-1	Bromobenzene	<1.0	1.0
74-97-5	Bromochloromethane	<1.0	1.0
75-27-4	Bromodichloromethane	<1.0	1.0
75-25-2	Bromoform	<1.0	1.0
74-83-9	Bromomethane	<5.0	5.0
104-51-8	n-Butylbenzene	<1.0	1.0
135-98-8	sec-Butylbenzene	<1.0	1.0
98-06-6	tert-Butylbenzene	<1.0	1.0
75-15-0	Carbon Disulfide	<1.0	1.0
56-23-5	Carbon Tetrachloride	<1.0	1.0
108-90-7	Chlorobenzene	<1.0	1.0
75-00-3	Chloroethane	<5.0	5.0
67-66-3	Chloroform	<1.0	1.0
74-87-3	Chloromethane	<5.0	5.0
96-12-8	1,2-Dibromo-3-chloropropane	<5.0	5.0
124-48-1	Dibromochloromethane	<1.0	1.0
106-93-4	1,2-Dibromoethane	<1.0	1.0
74-95-3	Dibromomethane	<1.0	1.0
110-57-6	trans-1,4-Dichloro-2-butene	<1.0	1.0
95-50-1	1,2-Dichlorobenzene	<1.0	1.0
541-73-1	1,3-Dichlorobenzene	<1.0	1.0
106-46-7	1,4-Dichlorobenzene	<1.0	1.0
75-71-8	Dichlorodifluoromethane	<5.0	5.0
75-34-3	1,1-Dichloroethane	<1.0	1.0
107-06-2	1,2-Dichloroethane	<1.0	1.0
75-35-4	1,1-Dichloroethene	<1.0	1.0
156-59-2	cis-1,2-Dichloroethene	<1.0	1.0
156-60-5	trans-1,2-Dichloroethene	<1.0	1.0

Continued on next page

*See Statement of Data Qualifications

ANALYTICAL REPORT

Client: **TRC Companies. - Ann Arbor Office**
 Project: Tecumseh Products
 Client Sample ID: **MW-15s**
 Lab Sample ID: **1201070-10**
 Matrix: Water
 Unit: ug/L
 Dilution Factor: 1
 QC Batch: 1201202

Work Order: **1201070**
 Description: Laboratory Services
 Sampled: 01/05/12 08:47
 Sampled By: J. Jasso
 Received: 01/06/12 16:20
 Prepared: 01/10/12 By: LEW
 Analyzed: 01/11/12 By: LEW
 Analytical Batch: 2A13009

*Volatile Organic Compounds by EPA Method 8260B (Continued)

CAS Number	Analyte	Analytical Result	RL
78-87-5	1,2-Dichloropropane	<1.0	1.0
10061-01-5	cis-1,3-Dichloropropene	<1.0	1.0
10061-02-6	trans-1,3-Dichloropropene	<1.0	1.0
100-41-4	Ethylbenzene	<1.0	1.0
60-29-7	Ethyl Ether	<5.0	5.0
591-78-6	2-Hexanone	<5.0	5.0
74-88-4	Iodomethane	<1.0	1.0
98-82-8	Isopropylbenzene	<1.0	1.0
99-87-6	4-Isopropyltoluene	<5.0	5.0
1634-04-4	Methyl tert-Butyl Ether	<5.0	5.0
75-09-2	Methylene Chloride	<5.0	5.0
78-93-3	2-Butanone (MEK)	<5.0	5.0
91-57-6	2-Methylnaphthalene	<5.0	5.0
108-10-1	4-Methyl-2-pentanone (MIBK)	<5.0	5.0
91-20-3	Naphthalene	<5.0	5.0
103-65-1	n-Propylbenzene	<1.0	1.0
100-42-5	Styrene	<1.0	1.0
630-20-6	1,1,1,2-Tetrachloroethane	<1.0	1.0
79-34-5	1,1,2,2-Tetrachloroethane	<1.0	1.0
127-18-4	Tetrachloroethene	<1.0	1.0
109-99-9	Tetrahydrofuran	<5.0	5.0
108-88-3	Toluene	<1.0	1.0
87-61-6	1,2,3-Trichlorobenzene	<5.0	5.0
120-82-1	1,2,4-Trichlorobenzene	<5.0	5.0
71-55-6	1,1,1-Trichloroethane	<1.0	1.0
79-00-5	1,1,2-Trichloroethane	<1.0	1.0
79-01-6	Trichloroethene	<1.0	1.0
75-69-4	Trichlorofluoromethane	<1.0	1.0
96-18-4	1,2,3-Trichloropropane	<1.0	1.0
95-63-6	1,2,4-Trimethylbenzene	<1.0	1.0
108-67-8	1,3,5-Trimethylbenzene	<1.0	1.0

Continued on next page

*See Statement of Data Qualifications

ANALYTICAL REPORT

Client: **TRC Companies. - Ann Arbor Office**
 Project: Tecumseh Products
 Client Sample ID: **MW-15s**
 Lab Sample ID: **1201070-10**
 Matrix: Water
 Unit: ug/L
 Dilution Factor: 1
 QC Batch: 1201202

Work Order: **1201070**
 Description: Laboratory Services
 Sampled: 01/05/12 08:47
 Sampled By: J. Jasso
 Received: 01/06/12 16:20
 Prepared: 01/10/12 By: LEW
 Analyzed: 01/11/12 By: LEW
 Analytical Batch: 2A13009

***Volatile Organic Compounds by EPA Method 8260B (Continued)**

CAS Number	Analyte	Analytical Result	RL
75-01-4	Vinyl Chloride	<1.0	1.0
179601-23-1	Xylene, Meta + Para	<2.0	2.0
95-47-6	Xylene, Ortho	<1.0	1.0
Surrogates:		% Recovery	Control Limits
	<i>Dibromofluoromethane</i>	<i>102</i>	<i>85-118</i>
	<i>1,2-Dichloroethane-d4</i>	<i>99</i>	<i>87-122</i>
	<i>Toluene-d8</i>	<i>101</i>	<i>85-113</i>
	<i>4-Bromofluorobenzene</i>	<i>99</i>	<i>82-110</i>

*See Statement of Data Qualifications

Page 31 of 172

ANALYTICAL REPORT

Client: **TRC Companies. - Ann Arbor Office**
 Project: Tecumseh Products
 Client Sample ID: **MW-17s**
 Lab Sample ID: **1201070-11**
 Matrix: Water
 Unit: ug/L
 Dilution Factor: 1
 QC Batch: 1201202

Work Order: **1201070**
 Description: Laboratory Services
 Sampled: 01/05/12 10:18
 Sampled By: J. Jasso
 Received: 01/06/12 16:20
 Prepared: 01/10/12 By: LEW
 Analyzed: 01/11/12 By: LEW
 Analytical Batch: 2A13009

*Volatile Organic Compounds by EPA Method 8260B

CAS Number	Analyte	Analytical Result	RL
*67-64-1	Acetone	<20	20
107-13-1	Acrylonitrile	<2.0	2.0
71-43-2	Benzene	<1.0	1.0
108-86-1	Bromobenzene	<1.0	1.0
74-97-5	Bromochloromethane	<1.0	1.0
75-27-4	Bromodichloromethane	<1.0	1.0
75-25-2	Bromoform	<1.0	1.0
74-83-9	Bromomethane	<5.0	5.0
104-51-8	n-Butylbenzene	<1.0	1.0
135-98-8	sec-Butylbenzene	<1.0	1.0
98-06-6	tert-Butylbenzene	<1.0	1.0
75-15-0	Carbon Disulfide	<1.0	1.0
56-23-5	Carbon Tetrachloride	<1.0	1.0
108-90-7	Chlorobenzene	<1.0	1.0
75-00-3	Chloroethane	<5.0	5.0
67-66-3	Chloroform	<1.0	1.0
74-87-3	Chloromethane	<5.0	5.0
96-12-8	1,2-Dibromo-3-chloropropane	<5.0	5.0
124-48-1	Dibromochloromethane	<1.0	1.0
106-93-4	1,2-Dibromoethane	<1.0	1.0
74-95-3	Dibromomethane	<1.0	1.0
110-57-6	trans-1,4-Dichloro-2-butene	<1.0	1.0
95-50-1	1,2-Dichlorobenzene	<1.0	1.0
541-73-1	1,3-Dichlorobenzene	<1.0	1.0
106-46-7	1,4-Dichlorobenzene	<1.0	1.0
75-71-8	Dichlorodifluoromethane	<5.0	5.0
75-34-3	1,1-Dichloroethane	<1.0	1.0
107-06-2	1,2-Dichloroethane	<1.0	1.0
75-35-4	1,1-Dichloroethene	<1.0	1.0
156-59-2	cis-1,2-Dichloroethene	<1.0	1.0
156-60-5	trans-1,2-Dichloroethene	<1.0	1.0

Continued on next page

*See Statement of Data Qualifications

ANALYTICAL REPORT

Client: **TRC Companies. - Ann Arbor Office**
 Project: Tecumseh Products
 Client Sample ID: **MW-17s**
 Lab Sample ID: **1201070-11**
 Matrix: Water
 Unit: ug/L
 Dilution Factor: 1
 QC Batch: 1201202

Work Order: **1201070**
 Description: Laboratory Services
 Sampled: 01/05/12 10:18
 Sampled By: J. Jasso
 Received: 01/06/12 16:20
 Prepared: 01/10/12 By: LEW
 Analyzed: 01/11/12 By: LEW
 Analytical Batch: 2A13009

*Volatile Organic Compounds by EPA Method 8260B (Continued)

CAS Number	Analyte	Analytical Result	RL
78-87-5	1,2-Dichloropropane	<1.0	1.0
10061-01-5	cis-1,3-Dichloropropene	<1.0	1.0
10061-02-6	trans-1,3-Dichloropropene	<1.0	1.0
100-41-4	Ethylbenzene	<1.0	1.0
60-29-7	Ethyl Ether	<5.0	5.0
591-78-6	2-Hexanone	<5.0	5.0
*74-88-4	Iodomethane	< 4.6	1.0
98-82-8	Isopropylbenzene	<1.0	1.0
99-87-6	4-Isopropyltoluene	<5.0	5.0
1634-04-4	Methyl tert-Butyl Ether	<5.0	5.0
75-09-2	Methylene Chloride	<5.0	5.0
78-93-3	2-Butanone (MEK)	<5.0	5.0
91-57-6	2-Methylnaphthalene	<5.0	5.0
108-10-1	4-Methyl-2-pentanone (MIBK)	<5.0	5.0
91-20-3	Naphthalene	<5.0	5.0
103-65-1	n-Propylbenzene	<1.0	1.0
100-42-5	Styrene	<1.0	1.0
630-20-6	1,1,1,2-Tetrachloroethane	<1.0	1.0
79-34-5	1,1,2,2-Tetrachloroethane	<1.0	1.0
127-18-4	Tetrachloroethene	<1.0	1.0
109-99-9	Tetrahydrofuran	<5.0	5.0
108-88-3	Toluene	<1.0	1.0
87-61-6	1,2,3-Trichlorobenzene	<5.0	5.0
120-82-1	1,2,4-Trichlorobenzene	<5.0	5.0
71-55-6	1,1,1-Trichloroethane	<1.0	1.0
79-00-5	1,1,2-Trichloroethane	<1.0	1.0
79-01-6	Trichloroethene	<1.0	1.0
75-69-4	Trichlorofluoromethane	<1.0	1.0
96-18-4	1,2,3-Trichloropropane	<1.0	1.0
95-63-6	1,2,4-Trimethylbenzene	<1.0	1.0
108-67-8	1,3,5-Trimethylbenzene	<1.0	1.0

Continued on next page

*See Statement of Data Qualifications

ANALYTICAL REPORT

Client: **TRC Companies. - Ann Arbor Office**
 Project: Tecumseh Products
 Client Sample ID: **MW-17s**
 Lab Sample ID: **1201070-11**
 Matrix: Water
 Unit: ug/L
 Dilution Factor: 1
 QC Batch: 1201202

Work Order: **1201070**
 Description: Laboratory Services
 Sampled: 01/05/12 10:18
 Sampled By: J. Jasso
 Received: 01/06/12 16:20
 Prepared: 01/10/12 By: LEW
 Analyzed: 01/11/12 By: LEW
 Analytical Batch: 2A13009

***Volatile Organic Compounds by EPA Method 8260B (Continued)**

CAS Number	Analyte	Analytical Result	RL
75-01-4	Vinyl Chloride	<1.0	1.0
179601-23-1	Xylene, Meta + Para	<2.0	2.0
95-47-6	Xylene, Ortho	<1.0	1.0
Surrogates:		% Recovery	Control Limits
	<i>Dibromofluoromethane</i>	101	85-118
	<i>1,2-Dichloroethane-d4</i>	99	87-122
	<i>Toluene-d8</i>	99	85-113
	<i>4-Bromofluorobenzene</i>	98	82-110

*See Statement of Data Qualifications

ANALYTICAL REPORT

Client: **TRC Companies. - Ann Arbor Office**
 Project: Tecumseh Products
 Client Sample ID: **WL-01**
 Lab Sample ID: **1201070-12**
 Matrix: Water
 Unit: ug/L
 Dilution Factor: 1
 QC Batch: 1201202

Work Order: **1201070**
 Description: Laboratory Services
 Sampled: 01/05/12 09:45
 Sampled By: J. Jasso
 Received: 01/06/12 16:20
 Prepared: 01/10/12 By: LEW
 Analyzed: 01/11/12 By: LEW
 Analytical Batch: 2A13009

*Volatile Organic Compounds by EPA Method 8260B

CAS Number	Analyte	Analytical Result	RL
*67-64-1	Acetone	<20	20
107-13-1	Acrylonitrile	<2.0	2.0
71-43-2	Benzene	<1.0	1.0
108-86-1	Bromobenzene	<1.0	1.0
74-97-5	Bromochloromethane	<1.0	1.0
75-27-4	Bromodichloromethane	<1.0	1.0
75-25-2	Bromoform	<1.0	1.0
74-83-9	Bromomethane	<5.0	5.0
104-51-8	n-Butylbenzene	<1.0	1.0
135-98-8	sec-Butylbenzene	<1.0	1.0
98-06-6	tert-Butylbenzene	<1.0	1.0
75-15-0	Carbon Disulfide	<1.0	1.0
56-23-5	Carbon Tetrachloride	<1.0	1.0
108-90-7	Chlorobenzene	<1.0	1.0
75-00-3	Chloroethane	<5.0	5.0
67-66-3	Chloroform	<1.0	1.0
74-87-3	Chloromethane	<5.0	5.0
96-12-8	1,2-Dibromo-3-chloropropane	<5.0	5.0
124-48-1	Dibromochloromethane	<1.0	1.0
106-93-4	1,2-Dibromoethane	<1.0	1.0
74-95-3	Dibromomethane	<1.0	1.0
110-57-6	trans-1,4-Dichloro-2-butene	<1.0	1.0
95-50-1	1,2-Dichlorobenzene	<1.0	1.0
541-73-1	1,3-Dichlorobenzene	<1.0	1.0
106-46-7	1,4-Dichlorobenzene	<1.0	1.0
75-71-8	Dichlorodifluoromethane	<5.0	5.0
75-34-3	1,1-Dichloroethane	<1.0	1.0
107-06-2	1,2-Dichloroethane	<1.0	1.0
75-35-4	1,1-Dichloroethene	<1.0	1.0
156-59-2	cis-1,2-Dichloroethene	<1.0	1.0
156-60-5	trans-1,2-Dichloroethene	<1.0	1.0

Continued on next page

*See Statement of Data Qualifications

ANALYTICAL REPORT

Client: **TRC Companies. - Ann Arbor Office**
 Project: Tecumseh Products
 Client Sample ID: **WL-01**
 Lab Sample ID: **1201070-12**
 Matrix: Water
 Unit: ug/L
 Dilution Factor: 1
 QC Batch: 1201202

Work Order: **1201070**
 Description: Laboratory Services
 Sampled: 01/05/12 09:45
 Sampled By: J. Jasso
 Received: 01/06/12 16:20
 Prepared: 01/10/12 By: LEW
 Analyzed: 01/11/12 By: LEW
 Analytical Batch: 2A13009

***Volatile Organic Compounds by EPA Method 8260B (Continued)**

CAS Number	Analyte	Analytical Result	RL
78-87-5	1,2-Dichloropropane	<1.0	1.0
10061-01-5	cis-1,3-Dichloropropene	<1.0	1.0
10061-02-6	trans-1,3-Dichloropropene	<1.0	1.0
100-41-4	Ethylbenzene	<1.0	1.0
60-29-7	Ethyl Ether	<5.0	5.0
591-78-6	2-Hexanone	<5.0	5.0
74-88-4	Iodomethane	<1.0	1.0
98-82-8	Isopropylbenzene	<1.0	1.0
99-87-6	4-Isopropyltoluene	<5.0	5.0
1634-04-4	Methyl tert-Butyl Ether	<5.0	5.0
75-09-2	Methylene Chloride	<5.0	5.0
78-93-3	2-Butanone (MEK)	<5.0	5.0
91-57-6	2-Methylnaphthalene	<5.0	5.0
108-10-1	4-Methyl-2-pentanone (MIBK)	<5.0	5.0
91-20-3	Naphthalene	<5.0	5.0
103-65-1	n-Propylbenzene	<1.0	1.0
100-42-5	Styrene	<1.0	1.0
630-20-6	1,1,1,2-Tetrachloroethane	<1.0	1.0
79-34-5	1,1,2,2-Tetrachloroethane	<1.0	1.0
127-18-4	Tetrachloroethene	<1.0	1.0
109-99-9	Tetrahydrofuran	<5.0	5.0
108-88-3	Toluene	<1.0	1.0
87-61-6	1,2,3-Trichlorobenzene	<5.0	5.0
120-82-1	1,2,4-Trichlorobenzene	<5.0	5.0
71-55-6	1,1,1-Trichloroethane	<1.0	1.0
79-00-5	1,1,2-Trichloroethane	<1.0	1.0
79-01-6	Trichloroethene	<1.0	1.0
75-69-4	Trichlorofluoromethane	<1.0	1.0
96-18-4	1,2,3-Trichloropropane	<1.0	1.0
95-63-6	1,2,4-Trimethylbenzene	<1.0	1.0
108-67-8	1,3,5-Trimethylbenzene	<1.0	1.0

Continued on next page

*See Statement of Data Qualifications

ANALYTICAL REPORT

Client: **TRC Companies. - Ann Arbor Office**
 Project: Tecumseh Products
 Client Sample ID: **WL-01**
 Lab Sample ID: **1201070-12**
 Matrix: Water
 Unit: ug/L
 Dilution Factor: 1
 QC Batch: 1201202

Work Order: **1201070**
 Description: Laboratory Services
 Sampled: 01/05/12 09:45
 Sampled By: J. Jasso
 Received: 01/06/12 16:20
 Prepared: 01/10/12 By: LEW
 Analyzed: 01/11/12 By: LEW
 Analytical Batch: 2A13009

***Volatile Organic Compounds by EPA Method 8260B (Continued)**

CAS Number	Analyte	Analytical Result	RL
75-01-4	Vinyl Chloride	<1.0	1.0
179601-23-1	Xylene, Meta + Para	<2.0	2.0
95-47-6	Xylene, Ortho	<1.0	1.0
Surrogates:		% Recovery	Control Limits
	<i>Dibromofluoromethane</i>	<i>103</i>	<i>85-118</i>
	<i>1,2-Dichloroethane-d4</i>	<i>101</i>	<i>87-122</i>
	<i>Toluene-d8</i>	<i>99</i>	<i>85-113</i>
	<i>4-Bromofluorobenzene</i>	<i>97</i>	<i>82-110</i>

*See Statement of Data Qualifications

ANALYTICAL REPORT

Client: **TRC Companies. - Ann Arbor Office**
 Project: Tecumseh Products
 Client Sample ID: **MW-18s**
 Lab Sample ID: **1201070-13**
 Matrix: Water
 Unit: ug/L
 Dilution Factor: 1
 QC Batch: 1201202

Work Order: **1201070**
 Description: Laboratory Services
 Sampled: 01/05/12 11:55
 Sampled By: J. Jasso
 Received: 01/06/12 16:20
 Prepared: 01/10/12 By: LEW
 Analyzed: 01/11/12 By: LEW
 Analytical Batch: 2A13009

*Volatile Organic Compounds by EPA Method 8260B

CAS Number	Analyte	Analytical Result	RL
*67-64-1	Acetone	<20	20
107-13-1	Acrylonitrile	<2.0	2.0
71-43-2	Benzene	<1.0	1.0
108-86-1	Bromobenzene	<1.0	1.0
74-97-5	Bromochloromethane	<1.0	1.0
75-27-4	Bromodichloromethane	<1.0	1.0
75-25-2	Bromoform	<1.0	1.0
74-83-9	Bromomethane	<5.0	5.0
104-51-8	n-Butylbenzene	<1.0	1.0
135-98-8	sec-Butylbenzene	<1.0	1.0
98-06-6	tert-Butylbenzene	<1.0	1.0
75-15-0	Carbon Disulfide	<1.0	1.0
56-23-5	Carbon Tetrachloride	<1.0	1.0
108-90-7	Chlorobenzene	<1.0	1.0
75-00-3	Chloroethane	<5.0	5.0
67-66-3	Chloroform	<1.0	1.0
74-87-3	Chloromethane	<5.0	5.0
96-12-8	1,2-Dibromo-3-chloropropane	<5.0	5.0
124-48-1	Dibromochloromethane	<1.0	1.0
106-93-4	1,2-Dibromoethane	<1.0	1.0
74-95-3	Dibromomethane	<1.0	1.0
110-57-6	trans-1,4-Dichloro-2-butene	<1.0	1.0
95-50-1	1,2-Dichlorobenzene	<1.0	1.0
541-73-1	1,3-Dichlorobenzene	<1.0	1.0
106-46-7	1,4-Dichlorobenzene	<1.0	1.0
75-71-8	Dichlorodifluoromethane	<5.0	5.0
75-34-3	1,1-Dichloroethane	<1.0	1.0
107-06-2	1,2-Dichloroethane	<1.0	1.0
75-35-4	1,1-Dichloroethene	<1.0	1.0
156-59-2	cis-1,2-Dichloroethene	<1.0	1.0
156-60-5	trans-1,2-Dichloroethene	<1.0	1.0

Continued on next page

*See Statement of Data Qualifications

ANALYTICAL REPORT

Client: **TRC Companies. - Ann Arbor Office**
 Project: Tecumseh Products
 Client Sample ID: **MW-18s**
 Lab Sample ID: **1201070-13**
 Matrix: Water
 Unit: ug/L
 Dilution Factor: 1
 QC Batch: 1201202

Work Order: **1201070**
 Description: Laboratory Services
 Sampled: 01/05/12 11:55
 Sampled By: J. Jasso
 Received: 01/06/12 16:20
 Prepared: 01/10/12 By: LEW
 Analyzed: 01/11/12 By: LEW
 Analytical Batch: 2A13009

***Volatile Organic Compounds by EPA Method 8260B (Continued)**

CAS Number	Analyte	Analytical Result	RL
78-87-5	1,2-Dichloropropane	<1.0	1.0
10061-01-5	cis-1,3-Dichloropropene	<1.0	1.0
10061-02-6	trans-1,3-Dichloropropene	<1.0	1.0
100-41-4	Ethylbenzene	<1.0	1.0
60-29-7	Ethyl Ether	<5.0	5.0
591-78-6	2-Hexanone	<5.0	5.0
74-88-4	Iodomethane	<1.0	1.0
98-82-8	Isopropylbenzene	<1.0	1.0
99-87-6	4-Isopropyltoluene	<5.0	5.0
1634-04-4	Methyl tert-Butyl Ether	<5.0	5.0
75-09-2	Methylene Chloride	<5.0	5.0
78-93-3	2-Butanone (MEK)	<5.0	5.0
91-57-6	2-Methylnaphthalene	<5.0	5.0
108-10-1	4-Methyl-2-pentanone (MIBK)	<5.0	5.0
91-20-3	Naphthalene	<5.0	5.0
103-65-1	n-Propylbenzene	<1.0	1.0
100-42-5	Styrene	<1.0	1.0
630-20-6	1,1,1,2-Tetrachloroethane	<1.0	1.0
79-34-5	1,1,2,2-Tetrachloroethane	<1.0	1.0
127-18-4	Tetrachloroethene	<1.0	1.0
109-99-9	Tetrahydrofuran	<5.0	5.0
108-88-3	Toluene	<1.0	1.0
87-61-6	1,2,3-Trichlorobenzene	<5.0	5.0
120-82-1	1,2,4-Trichlorobenzene	<5.0	5.0
71-55-6	1,1,1-Trichloroethane	<1.0	1.0
79-00-5	1,1,2-Trichloroethane	<1.0	1.0
79-01-6	Trichloroethene	<1.0	1.0
75-69-4	Trichlorofluoromethane	<1.0	1.0
96-18-4	1,2,3-Trichloropropane	<1.0	1.0
95-63-6	1,2,4-Trimethylbenzene	<1.0	1.0
108-67-8	1,3,5-Trimethylbenzene	<1.0	1.0

Continued on next page

*See Statement of Data Qualifications

ANALYTICAL REPORT

Client: **TRC Companies. - Ann Arbor Office**
 Project: Tecumseh Products
 Client Sample ID: **MW-18s**
 Lab Sample ID: **1201070-13**
 Matrix: Water
 Unit: ug/L
 Dilution Factor: 1
 QC Batch: 1201202

Work Order: **1201070**
 Description: Laboratory Services
 Sampled: 01/05/12 11:55
 Sampled By: J. Jasso
 Received: 01/06/12 16:20
 Prepared: 01/10/12 By: LEW
 Analyzed: 01/11/12 By: LEW
 Analytical Batch: 2A13009

***Volatile Organic Compounds by EPA Method 8260B (Continued)**

CAS Number	Analyte	Analytical Result	RL
75-01-4	Vinyl Chloride	<1.0	1.0
179601-23-1	Xylene, Meta + Para	<2.0	2.0
95-47-6	Xylene, Ortho	<1.0	1.0
Surrogates:		% Recovery	Control Limits
	<i>Dibromofluoromethane</i>	<i>102</i>	<i>85-118</i>
	<i>1,2-Dichloroethane-d4</i>	<i>102</i>	<i>87-122</i>
	<i>Toluene-d8</i>	<i>100</i>	<i>85-113</i>
	<i>4-Bromofluorobenzene</i>	<i>99</i>	<i>82-110</i>

*See Statement of Data Qualifications

Page 40 of 172

ANALYTICAL REPORT

Client: **TRC Companies. - Ann Arbor Office**
 Project: Tecumseh Products
 Client Sample ID: **MW-19d**
 Lab Sample ID: **1201070-14**
 Matrix: Water
 Unit: ug/L
 Dilution Factor: 1
 QC Batch: 1201202

Work Order: **1201070**
 Description: Laboratory Services
 Sampled: 01/05/12 13:40
 Sampled By: J. Jasso
 Received: 01/06/12 16:20
 Prepared: 01/10/12 By: LEW
 Analyzed: 01/11/12 By: LEW
 Analytical Batch: 2A13009

*Volatile Organic Compounds by EPA Method 8260B

CAS Number	Analyte	Analytical Result	RL
*67-64-1	Acetone	<20	20
107-13-1	Acrylonitrile	<2.0	2.0
71-43-2	Benzene	<1.0	1.0
108-86-1	Bromobenzene	<1.0	1.0
74-97-5	Bromochloromethane	<1.0	1.0
75-27-4	Bromodichloromethane	<1.0	1.0
75-25-2	Bromoform	<1.0	1.0
74-83-9	Bromomethane	<5.0	5.0
104-51-8	n-Butylbenzene	<1.0	1.0
135-98-8	sec-Butylbenzene	<1.0	1.0
98-06-6	tert-Butylbenzene	<1.0	1.0
75-15-0	Carbon Disulfide	<1.0	1.0
56-23-5	Carbon Tetrachloride	<1.0	1.0
108-90-7	Chlorobenzene	<1.0	1.0
75-00-3	Chloroethane	<5.0	5.0
67-66-3	Chloroform	<1.0	1.0
74-87-3	Chloromethane	<5.0	5.0
96-12-8	1,2-Dibromo-3-chloropropane	<5.0	5.0
124-48-1	Dibromochloromethane	<1.0	1.0
106-93-4	1,2-Dibromoethane	<1.0	1.0
74-95-3	Dibromomethane	<1.0	1.0
110-57-6	trans-1,4-Dichloro-2-butene	<1.0	1.0
95-50-1	1,2-Dichlorobenzene	<1.0	1.0
541-73-1	1,3-Dichlorobenzene	<1.0	1.0
106-46-7	1,4-Dichlorobenzene	<1.0	1.0
75-71-8	Dichlorodifluoromethane	<5.0	5.0
75-34-3	1,1-Dichloroethane	<1.0	1.0
107-06-2	1,2-Dichloroethane	<1.0	1.0
75-35-4	1,1-Dichloroethene	<1.0	1.0
156-59-2	cis-1,2-Dichloroethene	<1.0	1.0
156-60-5	trans-1,2-Dichloroethene	<1.0	1.0

Continued on next page

*See Statement of Data Qualifications

ANALYTICAL REPORT

Client: **TRC Companies. - Ann Arbor Office**
 Project: Tecumseh Products
 Client Sample ID: **MW-19d**
 Lab Sample ID: **1201070-14**
 Matrix: Water
 Unit: ug/L
 Dilution Factor: 1
 QC Batch: 1201202

Work Order: **1201070**
 Description: Laboratory Services
 Sampled: 01/05/12 13:40
 Sampled By: J. Jasso
 Received: 01/06/12 16:20
 Prepared: 01/10/12 By: LEW
 Analyzed: 01/11/12 By: LEW
 Analytical Batch: 2A13009

***Volatile Organic Compounds by EPA Method 8260B (Continued)**

CAS Number	Analyte	Analytical Result	RL
78-87-5	1,2-Dichloropropane	<1.0	1.0
10061-01-5	cis-1,3-Dichloropropene	<1.0	1.0
10061-02-6	trans-1,3-Dichloropropene	<1.0	1.0
100-41-4	Ethylbenzene	<1.0	1.0
60-29-7	Ethyl Ether	<5.0	5.0
591-78-6	2-Hexanone	<5.0	5.0
74-88-4	Iodomethane	<1.0	1.0
98-82-8	Isopropylbenzene	<1.0	1.0
99-87-6	4-Isopropyltoluene	<5.0	5.0
1634-04-4	Methyl tert-Butyl Ether	<5.0	5.0
75-09-2	Methylene Chloride	<5.0	5.0
78-93-3	2-Butanone (MEK)	<5.0	5.0
91-57-6	2-Methylnaphthalene	<5.0	5.0
108-10-1	4-Methyl-2-pentanone (MIBK)	<5.0	5.0
91-20-3	Naphthalene	<5.0	5.0
103-65-1	n-Propylbenzene	<1.0	1.0
100-42-5	Styrene	<1.0	1.0
630-20-6	1,1,1,2-Tetrachloroethane	<1.0	1.0
79-34-5	1,1,2,2-Tetrachloroethane	<1.0	1.0
127-18-4	Tetrachloroethene	<1.0	1.0
109-99-9	Tetrahydrofuran	<5.0	5.0
108-88-3	Toluene	<1.0	1.0
87-61-6	1,2,3-Trichlorobenzene	<5.0	5.0
120-82-1	1,2,4-Trichlorobenzene	<5.0	5.0
71-55-6	1,1,1-Trichloroethane	<1.0	1.0
79-00-5	1,1,2-Trichloroethane	<1.0	1.0
79-01-6	Trichloroethene	<1.0	1.0
75-69-4	Trichlorofluoromethane	<1.0	1.0
96-18-4	1,2,3-Trichloropropane	<1.0	1.0
95-63-6	1,2,4-Trimethylbenzene	<1.0	1.0
108-67-8	1,3,5-Trimethylbenzene	<1.0	1.0

Continued on next page

*See Statement of Data Qualifications

ANALYTICAL REPORT

Client: **TRC Companies. - Ann Arbor Office**
 Project: Tecumseh Products
 Client Sample ID: **MW-19d**
 Lab Sample ID: **1201070-14**
 Matrix: Water
 Unit: ug/L
 Dilution Factor: 1
 QC Batch: 1201202

Work Order: **1201070**
 Description: Laboratory Services
 Sampled: 01/05/12 13:40
 Sampled By: J. Jasso
 Received: 01/06/12 16:20
 Prepared: 01/10/12 By: LEW
 Analyzed: 01/11/12 By: LEW
 Analytical Batch: 2A13009

***Volatile Organic Compounds by EPA Method 8260B (Continued)**

CAS Number	Analyte	Analytical Result	RL
75-01-4	Vinyl Chloride	<1.0	1.0
179601-23-1	Xylene, Meta + Para	<2.0	2.0
95-47-6	Xylene, Ortho	<1.0	1.0
Surrogates:		% Recovery	Control Limits
	<i>Dibromofluoromethane</i>	<i>104</i>	<i>85-118</i>
	<i>1,2-Dichloroethane-d4</i>	<i>102</i>	<i>87-122</i>
	<i>Toluene-d8</i>	<i>102</i>	<i>85-113</i>
	<i>4-Bromofluorobenzene</i>	<i>99</i>	<i>82-110</i>

*See Statement of Data Qualifications

Page 43 of 172

ANALYTICAL REPORT

Client: **TRC Companies. - Ann Arbor Office**
 Project: Tecumseh Products
 Client Sample ID: **MW-24s**
 Lab Sample ID: **1201070-15**
 Matrix: Water
 Unit: ug/L
 Dilution Factor: 1
 QC Batch: 1201202

Work Order: **1201070**
 Description: Laboratory Services
 Sampled: 01/05/12 14:33
 Sampled By: J. Jasso
 Received: 01/06/12 16:20
 Prepared: 01/10/12 By: LEW
 Analyzed: 01/11/12 By: LEW
 Analytical Batch: 2A13009

*Volatile Organic Compounds by EPA Method 8260B

CAS Number	Analyte	Analytical Result	RL
*67-64-1	Acetone	<20	20
107-13-1	Acrylonitrile	<2.0	2.0
71-43-2	Benzene	<1.0	1.0
108-86-1	Bromobenzene	<1.0	1.0
74-97-5	Bromochloromethane	<1.0	1.0
75-27-4	Bromodichloromethane	<1.0	1.0
75-25-2	Bromoform	<1.0	1.0
74-83-9	Bromomethane	<5.0	5.0
104-51-8	n-Butylbenzene	<1.0	1.0
135-98-8	sec-Butylbenzene	<1.0	1.0
98-06-6	tert-Butylbenzene	<1.0	1.0
75-15-0	Carbon Disulfide	<1.0	1.0
56-23-5	Carbon Tetrachloride	<1.0	1.0
108-90-7	Chlorobenzene	<1.0	1.0
75-00-3	Chloroethane	<5.0	5.0
67-66-3	Chloroform	<1.0	1.0
74-87-3	Chloromethane	<5.0	5.0
96-12-8	1,2-Dibromo-3-chloropropane	<5.0	5.0
124-48-1	Dibromochloromethane	<1.0	1.0
106-93-4	1,2-Dibromoethane	<1.0	1.0
74-95-3	Dibromomethane	<1.0	1.0
110-57-6	trans-1,4-Dichloro-2-butene	<1.0	1.0
95-50-1	1,2-Dichlorobenzene	<1.0	1.0
541-73-1	1,3-Dichlorobenzene	<1.0	1.0
106-46-7	1,4-Dichlorobenzene	<1.0	1.0
75-71-8	Dichlorodifluoromethane	<5.0	5.0
75-34-3	1,1-Dichloroethane	<1.0	1.0
107-06-2	1,2-Dichloroethane	<1.0	1.0
75-35-4	1,1-Dichloroethene	<1.0	1.0
156-59-2	cis-1,2-Dichloroethene	<1.0	1.0
156-60-5	trans-1,2-Dichloroethene	<1.0	1.0

Continued on next page

*See Statement of Data Qualifications

ANALYTICAL REPORT

Client: **TRC Companies. - Ann Arbor Office**
 Project: Tecumseh Products
 Client Sample ID: **MW-24s**
 Lab Sample ID: **1201070-15**
 Matrix: Water
 Unit: ug/L
 Dilution Factor: 1
 QC Batch: 1201202

Work Order: **1201070**
 Description: Laboratory Services
 Sampled: 01/05/12 14:33
 Sampled By: J. Jasso
 Received: 01/06/12 16:20
 Prepared: 01/10/12 By: LEW
 Analyzed: 01/11/12 By: LEW
 Analytical Batch: 2A13009

***Volatile Organic Compounds by EPA Method 8260B (Continued)**

CAS Number	Analyte	Analytical Result	RL
78-87-5	1,2-Dichloropropane	<1.0	1.0
10061-01-5	cis-1,3-Dichloropropene	<1.0	1.0
10061-02-6	trans-1,3-Dichloropropene	<1.0	1.0
100-41-4	Ethylbenzene	<1.0	1.0
60-29-7	Ethyl Ether	<5.0	5.0
591-78-6	2-Hexanone	<5.0	5.0
74-88-4	Iodomethane	<1.0	1.0
98-82-8	Isopropylbenzene	<1.0	1.0
99-87-6	4-Isopropyltoluene	<5.0	5.0
1634-04-4	Methyl tert-Butyl Ether	<5.0	5.0
75-09-2	Methylene Chloride	<5.0	5.0
78-93-3	2-Butanone (MEK)	<5.0	5.0
91-57-6	2-Methylnaphthalene	<5.0	5.0
108-10-1	4-Methyl-2-pentanone (MIBK)	<5.0	5.0
91-20-3	Naphthalene	<5.0	5.0
103-65-1	n-Propylbenzene	<1.0	1.0
100-42-5	Styrene	<1.0	1.0
630-20-6	1,1,1,2-Tetrachloroethane	<1.0	1.0
79-34-5	1,1,2,2-Tetrachloroethane	<1.0	1.0
127-18-4	Tetrachloroethene	<1.0	1.0
109-99-9	Tetrahydrofuran	<5.0	5.0
108-88-3	Toluene	<1.0	1.0
87-61-6	1,2,3-Trichlorobenzene	<5.0	5.0
120-82-1	1,2,4-Trichlorobenzene	<5.0	5.0
71-55-6	1,1,1-Trichloroethane	<1.0	1.0
79-00-5	1,1,2-Trichloroethane	<1.0	1.0
79-01-6	Trichloroethene	<1.0	1.0
75-69-4	Trichlorofluoromethane	<1.0	1.0
96-18-4	1,2,3-Trichloropropane	<1.0	1.0
95-63-6	1,2,4-Trimethylbenzene	<1.0	1.0
108-67-8	1,3,5-Trimethylbenzene	<1.0	1.0

Continued on next page

*See Statement of Data Qualifications

ANALYTICAL REPORT

Client: **TRC Companies. - Ann Arbor Office**
 Project: Tecumseh Products
 Client Sample ID: **MW-24s**
 Lab Sample ID: **1201070-15**
 Matrix: Water
 Unit: ug/L
 Dilution Factor: 1
 QC Batch: 1201202

Work Order: **1201070**
 Description: Laboratory Services
 Sampled: 01/05/12 14:33
 Sampled By: J. Jasso
 Received: 01/06/12 16:20
 Prepared: 01/10/12 By: LEW
 Analyzed: 01/11/12 By: LEW
 Analytical Batch: 2A13009

***Volatile Organic Compounds by EPA Method 8260B (Continued)**

CAS Number	Analyte	Analytical Result	RL
75-01-4	Vinyl Chloride	<1.0	1.0
179601-23-1	Xylene, Meta + Para	<2.0	2.0
95-47-6	Xylene, Ortho	<1.0	1.0
Surrogates:		% Recovery	Control Limits
	<i>Dibromofluoromethane</i>	<i>101</i>	<i>85-118</i>
	<i>1,2-Dichloroethane-d4</i>	<i>101</i>	<i>87-122</i>
	<i>Toluene-d8</i>	<i>100</i>	<i>85-113</i>
	<i>4-Bromofluorobenzene</i>	<i>97</i>	<i>82-110</i>

*See Statement of Data Qualifications

ANALYTICAL REPORT

Client: **TRC Companies. - Ann Arbor Office**
 Project: Tecumseh Products
 Client Sample ID: **MW-24d**
 Lab Sample ID: **1201070-16**
 Matrix: Water
 Unit: ug/L
 Dilution Factor: 1
 QC Batch: 1201202

Work Order: **1201070**
 Description: Laboratory Services
 Sampled: 01/05/12 15:23
 Sampled By: J. Jasso
 Received: 01/06/12 16:20
 Prepared: 01/10/12 By: LEW
 Analyzed: 01/11/12 By: LEW
 Analytical Batch: 2A13009

*Volatile Organic Compounds by EPA Method 8260B

CAS Number	Analyte	Analytical Result	RL
*67-64-1	Acetone	<20	20
107-13-1	Acrylonitrile	<2.0	2.0
71-43-2	Benzene	<1.0	1.0
108-86-1	Bromobenzene	<1.0	1.0
74-97-5	Bromochloromethane	<1.0	1.0
75-27-4	Bromodichloromethane	<1.0	1.0
75-25-2	Bromoform	<1.0	1.0
74-83-9	Bromomethane	<5.0	5.0
104-51-8	n-Butylbenzene	<1.0	1.0
135-98-8	sec-Butylbenzene	<1.0	1.0
98-06-6	tert-Butylbenzene	<1.0	1.0
75-15-0	Carbon Disulfide	<1.0	1.0
56-23-5	Carbon Tetrachloride	<1.0	1.0
108-90-7	Chlorobenzene	<1.0	1.0
75-00-3	Chloroethane	<5.0	5.0
67-66-3	Chloroform	<1.0	1.0
74-87-3	Chloromethane	<5.0	5.0
96-12-8	1,2-Dibromo-3-chloropropane	<5.0	5.0
124-48-1	Dibromochloromethane	<1.0	1.0
106-93-4	1,2-Dibromoethane	<1.0	1.0
74-95-3	Dibromomethane	<1.0	1.0
110-57-6	trans-1,4-Dichloro-2-butene	<1.0	1.0
95-50-1	1,2-Dichlorobenzene	<1.0	1.0
541-73-1	1,3-Dichlorobenzene	<1.0	1.0
106-46-7	1,4-Dichlorobenzene	<1.0	1.0
75-71-8	Dichlorodifluoromethane	<5.0	5.0
75-34-3	1,1-Dichloroethane	<1.0	1.0
107-06-2	1,2-Dichloroethane	<1.0	1.0
75-35-4	1,1-Dichloroethene	<1.0	1.0
156-59-2	cis-1,2-Dichloroethene	<1.0	1.0
156-60-5	trans-1,2-Dichloroethene	<1.0	1.0

Continued on next page

*See Statement of Data Qualifications

ANALYTICAL REPORT

Client: **TRC Companies. - Ann Arbor Office**
 Project: Tecumseh Products
 Client Sample ID: **MW-24d**
 Lab Sample ID: **1201070-16**
 Matrix: Water
 Unit: ug/L
 Dilution Factor: 1
 QC Batch: 1201202

Work Order: **1201070**
 Description: Laboratory Services
 Sampled: 01/05/12 15:23
 Sampled By: J. Jasso
 Received: 01/06/12 16:20
 Prepared: 01/10/12 By: LEW
 Analyzed: 01/11/12 By: LEW
 Analytical Batch: 2A13009

*Volatile Organic Compounds by EPA Method 8260B (Continued)

CAS Number	Analyte	Analytical Result	RL
78-87-5	1,2-Dichloropropane	<1.0	1.0
10061-01-5	cis-1,3-Dichloropropene	<1.0	1.0
10061-02-6	trans-1,3-Dichloropropene	<1.0	1.0
100-41-4	Ethylbenzene	<1.0	1.0
60-29-7	Ethyl Ether	<5.0	5.0
591-78-6	2-Hexanone	<5.0	5.0
74-88-4	Iodomethane	<1.0	1.0
98-82-8	Isopropylbenzene	<1.0	1.0
99-87-6	4-Isopropyltoluene	<5.0	5.0
1634-04-4	Methyl tert-Butyl Ether	<5.0	5.0
75-09-2	Methylene Chloride	<5.0	5.0
78-93-3	2-Butanone (MEK)	<5.0	5.0
91-57-6	2-Methylnaphthalene	<5.0	5.0
108-10-1	4-Methyl-2-pentanone (MIBK)	<5.0	5.0
91-20-3	Naphthalene	<5.0	5.0
103-65-1	n-Propylbenzene	<1.0	1.0
100-42-5	Styrene	<1.0	1.0
630-20-6	1,1,1,2-Tetrachloroethane	<1.0	1.0
79-34-5	1,1,2,2-Tetrachloroethane	<1.0	1.0
127-18-4	Tetrachloroethene	<1.0	1.0
109-99-9	Tetrahydrofuran	<5.0	5.0
108-88-3	Toluene	<1.0	1.0
87-61-6	1,2,3-Trichlorobenzene	<5.0	5.0
120-82-1	1,2,4-Trichlorobenzene	<5.0	5.0
71-55-6	1,1,1-Trichloroethane	<1.0	1.0
79-00-5	1,1,2-Trichloroethane	<1.0	1.0
79-01-6	Trichloroethene	<1.0	1.0
75-69-4	Trichlorofluoromethane	<1.0	1.0
96-18-4	1,2,3-Trichloropropane	<1.0	1.0
95-63-6	1,2,4-Trimethylbenzene	<1.0	1.0
108-67-8	1,3,5-Trimethylbenzene	<1.0	1.0

Continued on next page

*See Statement of Data Qualifications

ANALYTICAL REPORT

Client: **TRC Companies. - Ann Arbor Office**
 Project: Tecumseh Products
 Client Sample ID: **MW-24d**
 Lab Sample ID: **1201070-16**
 Matrix: Water
 Unit: ug/L
 Dilution Factor: 1
 QC Batch: 1201202

Work Order: **1201070**
 Description: Laboratory Services
 Sampled: 01/05/12 15:23
 Sampled By: J. Jasso
 Received: 01/06/12 16:20
 Prepared: 01/10/12 By: LEW
 Analyzed: 01/11/12 By: LEW
 Analytical Batch: 2A13009

***Volatile Organic Compounds by EPA Method 8260B (Continued)**

CAS Number	Analyte	Analytical Result	RL
75-01-4	Vinyl Chloride	<1.0	1.0
179601-23-1	Xylene, Meta + Para	<2.0	2.0
95-47-6	Xylene, Ortho	<1.0	1.0
Surrogates:		% Recovery	Control Limits
	<i>Dibromofluoromethane</i>	102	85-118
	<i>1,2-Dichloroethane-d4</i>	104	87-122
	<i>Toluene-d8</i>	101	85-113
	<i>4-Bromofluorobenzene</i>	98	82-110

*See Statement of Data Qualifications

Page 49 of 172

ANALYTICAL REPORT

Client: **TRC Companies. - Ann Arbor Office**
 Project: Tecumseh Products
 Client Sample ID: **MW-25s**
 Lab Sample ID: **1201070-17**
 Matrix: Water
 Unit: ug/L
 Dilution Factor: 1
 QC Batch: 1201202

Work Order: **1201070**
 Description: Laboratory Services
 Sampled: 01/05/12 16:03
 Sampled By: J. Jasso
 Received: 01/06/12 16:20
 Prepared: 01/10/12 By: LEW
 Analyzed: 01/11/12 By: LEW
 Analytical Batch: 2A13009

*Volatile Organic Compounds by EPA Method 8260B

CAS Number	Analyte	Analytical Result	RL
*67-64-1	Acetone	<20	20
107-13-1	Acrylonitrile	<2.0	2.0
71-43-2	Benzene	<1.0	1.0
108-86-1	Bromobenzene	<1.0	1.0
74-97-5	Bromochloromethane	<1.0	1.0
75-27-4	Bromodichloromethane	<1.0	1.0
75-25-2	Bromoform	<1.0	1.0
74-83-9	Bromomethane	<5.0	5.0
104-51-8	n-Butylbenzene	<1.0	1.0
135-98-8	sec-Butylbenzene	<1.0	1.0
98-06-6	tert-Butylbenzene	<1.0	1.0
75-15-0	Carbon Disulfide	<1.0	1.0
56-23-5	Carbon Tetrachloride	<1.0	1.0
108-90-7	Chlorobenzene	<1.0	1.0
75-00-3	Chloroethane	<5.0	5.0
67-66-3	Chloroform	<1.0	1.0
74-87-3	Chloromethane	<5.0	5.0
96-12-8	1,2-Dibromo-3-chloropropane	<5.0	5.0
124-48-1	Dibromochloromethane	<1.0	1.0
106-93-4	1,2-Dibromoethane	<1.0	1.0
74-95-3	Dibromomethane	<1.0	1.0
110-57-6	trans-1,4-Dichloro-2-butene	<1.0	1.0
95-50-1	1,2-Dichlorobenzene	<1.0	1.0
541-73-1	1,3-Dichlorobenzene	<1.0	1.0
106-46-7	1,4-Dichlorobenzene	<1.0	1.0
75-71-8	Dichlorodifluoromethane	<5.0	5.0
75-34-3	1,1-Dichloroethane	<1.0	1.0
107-06-2	1,2-Dichloroethane	<1.0	1.0
75-35-4	1,1-Dichloroethene	<1.0	1.0
156-59-2	cis-1,2-Dichloroethene	<1.0	1.0
156-60-5	trans-1,2-Dichloroethene	<1.0	1.0

Continued on next page

*See Statement of Data Qualifications

ANALYTICAL REPORT

Client: **TRC Companies. - Ann Arbor Office**
 Project: Tecumseh Products
 Client Sample ID: **MW-25s**
 Lab Sample ID: **1201070-17**
 Matrix: Water
 Unit: ug/L
 Dilution Factor: 1
 QC Batch: 1201202

Work Order: **1201070**
 Description: Laboratory Services
 Sampled: 01/05/12 16:03
 Sampled By: J. Jasso
 Received: 01/06/12 16:20
 Prepared: 01/10/12 By: LEW
 Analyzed: 01/11/12 By: LEW
 Analytical Batch: 2A13009

*Volatile Organic Compounds by EPA Method 8260B (Continued)

CAS Number	Analyte	Analytical Result	RL
78-87-5	1,2-Dichloropropane	<1.0	1.0
10061-01-5	cis-1,3-Dichloropropene	<1.0	1.0
10061-02-6	trans-1,3-Dichloropropene	<1.0	1.0
100-41-4	Ethylbenzene	<1.0	1.0
60-29-7	Ethyl Ether	<5.0	5.0
591-78-6	2-Hexanone	<5.0	5.0
74-88-4	Iodomethane	<1.0	1.0
98-82-8	Isopropylbenzene	<1.0	1.0
99-87-6	4-Isopropyltoluene	<5.0	5.0
1634-04-4	Methyl tert-Butyl Ether	<5.0	5.0
75-09-2	Methylene Chloride	<5.0	5.0
78-93-3	2-Butanone (MEK)	<5.0	5.0
91-57-6	2-Methylnaphthalene	<5.0	5.0
108-10-1	4-Methyl-2-pentanone (MIBK)	<5.0	5.0
91-20-3	Naphthalene	<5.0	5.0
103-65-1	n-Propylbenzene	<1.0	1.0
100-42-5	Styrene	<1.0	1.0
630-20-6	1,1,1,2-Tetrachloroethane	<1.0	1.0
79-34-5	1,1,2,2-Tetrachloroethane	<1.0	1.0
127-18-4	Tetrachloroethene	<1.0	1.0
109-99-9	Tetrahydrofuran	<5.0	5.0
108-88-3	Toluene	<1.0	1.0
87-61-6	1,2,3-Trichlorobenzene	<5.0	5.0
120-82-1	1,2,4-Trichlorobenzene	<5.0	5.0
71-55-6	1,1,1-Trichloroethane	20	1.0
79-00-5	1,1,2-Trichloroethane	<1.0	1.0
79-01-6	Trichloroethene	3.0	1.0
75-69-4	Trichlorofluoromethane	<1.0	1.0
96-18-4	1,2,3-Trichloropropane	<1.0	1.0
95-63-6	1,2,4-Trimethylbenzene	<1.0	1.0
108-67-8	1,3,5-Trimethylbenzene	<1.0	1.0

Continued on next page

*See Statement of Data Qualifications

ANALYTICAL REPORT

Client: **TRC Companies. - Ann Arbor Office**
 Project: Tecumseh Products
 Client Sample ID: **MW-25s**
 Lab Sample ID: **1201070-17**
 Matrix: Water
 Unit: ug/L
 Dilution Factor: 1
 QC Batch: 1201202

Work Order: **1201070**
 Description: Laboratory Services
 Sampled: 01/05/12 16:03
 Sampled By: J. Jasso
 Received: 01/06/12 16:20
 Prepared: 01/10/12 By: LEW
 Analyzed: 01/11/12 By: LEW
 Analytical Batch: 2A13009

***Volatile Organic Compounds by EPA Method 8260B (Continued)**

CAS Number	Analyte	Analytical Result	RL
75-01-4	Vinyl Chloride	<1.0	1.0
179601-23-1	Xylene, Meta + Para	<2.0	2.0
95-47-6	Xylene, Ortho	<1.0	1.0
Surrogates:			
		% Recovery	Control Limits
	<i>Dibromofluoromethane</i>	103	85-118
	<i>1,2-Dichloroethane-d4</i>	101	87-122
	<i>Toluene-d8</i>	100	85-113
	<i>4-Bromofluorobenzene</i>	99	82-110

*See Statement of Data Qualifications

Page 52 of 172

ANALYTICAL REPORT

Client: **TRC Companies. - Ann Arbor Office**
 Project: Tecumseh Products
 Client Sample ID: **MW-26s**
 Lab Sample ID: **1201070-18**
 Matrix: Water
 Unit: ug/L
 Dilution Factor: 1
 QC Batch: 1201202

Work Order: **1201070**
 Description: Laboratory Services
 Sampled: 01/05/12 16:47
 Sampled By: J. Jasso
 Received: 01/06/12 16:20
 Prepared: 01/10/12 By: LEW
 Analyzed: 01/11/12 By: LEW
 Analytical Batch: 2A13009

*Volatile Organic Compounds by EPA Method 8260B

CAS Number	Analyte	Analytical Result	RL
*67-64-1	Acetone	<20	20
107-13-1	Acrylonitrile	<2.0	2.0
71-43-2	Benzene	<1.0	1.0
108-86-1	Bromobenzene	<1.0	1.0
74-97-5	Bromochloromethane	<1.0	1.0
75-27-4	Bromodichloromethane	<1.0	1.0
75-25-2	Bromoform	<1.0	1.0
74-83-9	Bromomethane	<5.0	5.0
104-51-8	n-Butylbenzene	<1.0	1.0
135-98-8	sec-Butylbenzene	<1.0	1.0
98-06-6	tert-Butylbenzene	<1.0	1.0
75-15-0	Carbon Disulfide	<1.0	1.0
56-23-5	Carbon Tetrachloride	<1.0	1.0
108-90-7	Chlorobenzene	<1.0	1.0
75-00-3	Chloroethane	<5.0	5.0
67-66-3	Chloroform	<1.0	1.0
74-87-3	Chloromethane	<5.0	5.0
96-12-8	1,2-Dibromo-3-chloropropane	<5.0	5.0
124-48-1	Dibromochloromethane	<1.0	1.0
106-93-4	1,2-Dibromoethane	<1.0	1.0
74-95-3	Dibromomethane	<1.0	1.0
110-57-6	trans-1,4-Dichloro-2-butene	<1.0	1.0
95-50-1	1,2-Dichlorobenzene	<1.0	1.0
541-73-1	1,3-Dichlorobenzene	<1.0	1.0
106-46-7	1,4-Dichlorobenzene	<1.0	1.0
75-71-8	Dichlorodifluoromethane	<5.0	5.0
75-34-3	1,1-Dichloroethane	<1.0	1.0
107-06-2	1,2-Dichloroethane	<1.0	1.0
75-35-4	1,1-Dichloroethene	<1.0	1.0
156-59-2	cis-1,2-Dichloroethene	<1.0	1.0
156-60-5	trans-1,2-Dichloroethene	<1.0	1.0

Continued on next page

*See Statement of Data Qualifications

ANALYTICAL REPORT

Client: **TRC Companies. - Ann Arbor Office**
 Project: Tecumseh Products
 Client Sample ID: **MW-26s**
 Lab Sample ID: **1201070-18**
 Matrix: Water
 Unit: ug/L
 Dilution Factor: 1
 QC Batch: 1201202

Work Order: **1201070**
 Description: Laboratory Services
 Sampled: 01/05/12 16:47
 Sampled By: J. Jasso
 Received: 01/06/12 16:20
 Prepared: 01/10/12 By: LEW
 Analyzed: 01/11/12 By: LEW
 Analytical Batch: 2A13009

*Volatile Organic Compounds by EPA Method 8260B (Continued)

CAS Number	Analyte	Analytical Result	RL
78-87-5	1,2-Dichloropropane	<1.0	1.0
10061-01-5	cis-1,3-Dichloropropene	<1.0	1.0
10061-02-6	trans-1,3-Dichloropropene	<1.0	1.0
100-41-4	Ethylbenzene	<1.0	1.0
60-29-7	Ethyl Ether	<5.0	5.0
591-78-6	2-Hexanone	<5.0	5.0
74-88-4	Iodomethane	<1.0	1.0
98-82-8	Isopropylbenzene	<1.0	1.0
99-87-6	4-Isopropyltoluene	<5.0	5.0
1634-04-4	Methyl tert-Butyl Ether	<5.0	5.0
75-09-2	Methylene Chloride	<5.0	5.0
78-93-3	2-Butanone (MEK)	<5.0	5.0
91-57-6	2-Methylnaphthalene	<5.0	5.0
108-10-1	4-Methyl-2-pentanone (MIBK)	<5.0	5.0
91-20-3	Naphthalene	<5.0	5.0
103-65-1	n-Propylbenzene	<1.0	1.0
100-42-5	Styrene	<1.0	1.0
630-20-6	1,1,1,2-Tetrachloroethane	<1.0	1.0
79-34-5	1,1,2,2-Tetrachloroethane	<1.0	1.0
127-18-4	Tetrachloroethene	<1.0	1.0
109-99-9	Tetrahydrofuran	<5.0	5.0
108-88-3	Toluene	<1.0	1.0
87-61-6	1,2,3-Trichlorobenzene	<5.0	5.0
120-82-1	1,2,4-Trichlorobenzene	<5.0	5.0
71-55-6	1,1,1-Trichloroethane	<1.0	1.0
79-00-5	1,1,2-Trichloroethane	<1.0	1.0
79-01-6	Trichloroethene	<1.0	1.0
75-69-4	Trichlorofluoromethane	<1.0	1.0
96-18-4	1,2,3-Trichloropropane	<1.0	1.0
95-63-6	1,2,4-Trimethylbenzene	<1.0	1.0
108-67-8	1,3,5-Trimethylbenzene	<1.0	1.0

Continued on next page

*See Statement of Data Qualifications

ANALYTICAL REPORT

Client: **TRC Companies. - Ann Arbor Office**
 Project: Tecumseh Products
 Client Sample ID: **MW-26s**
 Lab Sample ID: **1201070-18**
 Matrix: Water
 Unit: ug/L
 Dilution Factor: 1
 QC Batch: 1201202

Work Order: **1201070**
 Description: Laboratory Services
 Sampled: 01/05/12 16:47
 Sampled By: J. Jasso
 Received: 01/06/12 16:20
 Prepared: 01/10/12 By: LEW
 Analyzed: 01/11/12 By: LEW
 Analytical Batch: 2A13009

***Volatile Organic Compounds by EPA Method 8260B (Continued)**

CAS Number	Analyte	Analytical Result	RL
75-01-4	Vinyl Chloride	<1.0	1.0
179601-23-1	Xylene, Meta + Para	<2.0	2.0
95-47-6	Xylene, Ortho	<1.0	1.0
Surrogates:		% Recovery	Control Limits
	<i>Dibromofluoromethane</i>	<i>102</i>	<i>85-118</i>
	<i>1,2-Dichloroethane-d4</i>	<i>101</i>	<i>87-122</i>
	<i>Toluene-d8</i>	<i>100</i>	<i>85-113</i>
	<i>4-Bromofluorobenzene</i>	<i>98</i>	<i>82-110</i>

*See Statement of Data Qualifications

Page 55 of 172

ANALYTICAL REPORT

Client: **TRC Companies. - Ann Arbor Office**
 Project: Tecumseh Products
 Client Sample ID: **EB-01**
 Lab Sample ID: **1201070-19**
 Matrix: Water
 Unit: ug/L
 Dilution Factor: 1
 QC Batch: 1201202

Work Order: **1201070**
 Description: Laboratory Services
 Sampled: 01/05/12 16:55
 Sampled By: J. Jasso
 Received: 01/06/12 16:20
 Prepared: 01/10/12 By: LEW
 Analyzed: 01/11/12 By: LEW
 Analytical Batch: 2A13009

*Volatile Organic Compounds by EPA Method 8260B

CAS Number	Analyte	Analytical Result	RL
*67-64-1	Acetone	<20	20
107-13-1	Acrylonitrile	<2.0	2.0
71-43-2	Benzene	<1.0	1.0
108-86-1	Bromobenzene	<1.0	1.0
74-97-5	Bromochloromethane	<1.0	1.0
75-27-4	Bromodichloromethane	<1.0	1.0
75-25-2	Bromoform	<1.0	1.0
74-83-9	Bromomethane	<5.0	5.0
104-51-8	n-Butylbenzene	<1.0	1.0
135-98-8	sec-Butylbenzene	<1.0	1.0
98-06-6	tert-Butylbenzene	<1.0	1.0
75-15-0	Carbon Disulfide	<1.0	1.0
56-23-5	Carbon Tetrachloride	<1.0	1.0
108-90-7	Chlorobenzene	<1.0	1.0
75-00-3	Chloroethane	<5.0	5.0
67-66-3	Chloroform	<1.0	1.0
74-87-3	Chloromethane	<5.0	5.0
96-12-8	1,2-Dibromo-3-chloropropane	<5.0	5.0
124-48-1	Dibromochloromethane	<1.0	1.0
106-93-4	1,2-Dibromoethane	<1.0	1.0
74-95-3	Dibromomethane	<1.0	1.0
110-57-6	trans-1,4-Dichloro-2-butene	<1.0	1.0
95-50-1	1,2-Dichlorobenzene	<1.0	1.0
541-73-1	1,3-Dichlorobenzene	<1.0	1.0
106-46-7	1,4-Dichlorobenzene	<1.0	1.0
75-71-8	Dichlorodifluoromethane	<5.0	5.0
75-34-3	1,1-Dichloroethane	<1.0	1.0
107-06-2	1,2-Dichloroethane	<1.0	1.0
75-35-4	1,1-Dichloroethene	<1.0	1.0
156-59-2	cis-1,2-Dichloroethene	<1.0	1.0
156-60-5	trans-1,2-Dichloroethene	<1.0	1.0

Continued on next page

*See Statement of Data Qualifications

ANALYTICAL REPORT

Client: **TRC Companies. - Ann Arbor Office**
 Project: Tecumseh Products
 Client Sample ID: **EB-01**
 Lab Sample ID: **1201070-19**
 Matrix: Water
 Unit: ug/L
 Dilution Factor: 1
 QC Batch: 1201202

Work Order: **1201070**
 Description: Laboratory Services
 Sampled: 01/05/12 16:55
 Sampled By: J. Jasso
 Received: 01/06/12 16:20
 Prepared: 01/10/12 By: LEW
 Analyzed: 01/11/12 By: LEW
 Analytical Batch: 2A13009

***Volatile Organic Compounds by EPA Method 8260B (Continued)**

CAS Number	Analyte	Analytical Result	RL
78-87-5	1,2-Dichloropropane	<1.0	1.0
10061-01-5	cis-1,3-Dichloropropene	<1.0	1.0
10061-02-6	trans-1,3-Dichloropropene	<1.0	1.0
100-41-4	Ethylbenzene	<1.0	1.0
60-29-7	Ethyl Ether	<5.0	5.0
591-78-6	2-Hexanone	<5.0	5.0
74-88-4	Iodomethane	<1.0	1.0
98-82-8	Isopropylbenzene	<1.0	1.0
99-87-6	4-Isopropyltoluene	<5.0	5.0
1634-04-4	Methyl tert-Butyl Ether	<5.0	5.0
75-09-2	Methylene Chloride	<5.0	5.0
78-93-3	2-Butanone (MEK)	<5.0	5.0
91-57-6	2-Methylnaphthalene	<5.0	5.0
108-10-1	4-Methyl-2-pentanone (MIBK)	<5.0	5.0
91-20-3	Naphthalene	<5.0	5.0
103-65-1	n-Propylbenzene	<1.0	1.0
100-42-5	Styrene	<1.0	1.0
630-20-6	1,1,1,2-Tetrachloroethane	<1.0	1.0
79-34-5	1,1,2,2-Tetrachloroethane	<1.0	1.0
127-18-4	Tetrachloroethene	<1.0	1.0
109-99-9	Tetrahydrofuran	<5.0	5.0
108-88-3	Toluene	<1.0	1.0
87-61-6	1,2,3-Trichlorobenzene	<5.0	5.0
120-82-1	1,2,4-Trichlorobenzene	<5.0	5.0
71-55-6	1,1,1-Trichloroethane	<1.0	1.0
79-00-5	1,1,2-Trichloroethane	<1.0	1.0
79-01-6	Trichloroethene	<1.0	1.0
75-69-4	Trichlorofluoromethane	<1.0	1.0
96-18-4	1,2,3-Trichloropropane	<1.0	1.0
95-63-6	1,2,4-Trimethylbenzene	<1.0	1.0
108-67-8	1,3,5-Trimethylbenzene	<1.0	1.0

Continued on next page

*See Statement of Data Qualifications

ANALYTICAL REPORT

Client: **TRC Companies. - Ann Arbor Office**
 Project: Tecumseh Products
 Client Sample ID: **EB-01**
 Lab Sample ID: **1201070-19**
 Matrix: Water
 Unit: ug/L
 Dilution Factor: 1
 QC Batch: 1201202

Work Order: **1201070**
 Description: Laboratory Services
 Sampled: 01/05/12 16:55
 Sampled By: J. Jasso
 Received: 01/06/12 16:20
 Prepared: 01/10/12 By: LEW
 Analyzed: 01/11/12 By: LEW
 Analytical Batch: 2A13009

***Volatile Organic Compounds by EPA Method 8260B (Continued)**

CAS Number	Analyte	Analytical Result	RL
75-01-4	Vinyl Chloride	<1.0	1.0
179601-23-1	Xylene, Meta + Para	<2.0	2.0
95-47-6	Xylene, Ortho	<1.0	1.0
Surrogates:		% Recovery	Control Limits
	<i>Dibromofluoromethane</i>	102	85-118
	<i>1,2-Dichloroethane-d4</i>	102	87-122
	<i>Toluene-d8</i>	100	85-113
	<i>4-Bromofluorobenzene</i>	98	82-110

*See Statement of Data Qualifications

Page 58 of 172

ANALYTICAL REPORT

Client: **TRC Companies. - Ann Arbor Office**
 Project: Tecumseh Products
 Client Sample ID: **TB-02**
 Lab Sample ID: **1201103-01**
 Matrix: Water
 Unit: ug/L
 Dilution Factor: 1
 QC Batch: 1201216

Work Order: **1201103**
 Description: Laboratory Services
 Sampled: 01/06/12 00:00
 Sampled By: TML
 Received: 01/10/12 17:45
 Prepared: 01/12/12 By: LEW
 Analyzed: 01/12/12 By: LEW
 Analytical Batch: 2A13029

Volatile Organic Compounds by EPA Method 8260B

CAS Number	Analyte	Analytical Result	RL
67-64-1	Acetone	<20	20
107-13-1	Acrylonitrile	<2.0	2.0
71-43-2	Benzene	<1.0	1.0
108-86-1	Bromobenzene	<1.0	1.0
74-97-5	Bromochloromethane	<1.0	1.0
75-27-4	Bromodichloromethane	<1.0	1.0
75-25-2	Bromoform	<1.0	1.0
74-83-9	Bromomethane	<5.0	5.0
104-51-8	n-Butylbenzene	<1.0	1.0
135-98-8	sec-Butylbenzene	<1.0	1.0
98-06-6	tert-Butylbenzene	<1.0	1.0
75-15-0	Carbon Disulfide	<1.0	1.0
56-23-5	Carbon Tetrachloride	<1.0	1.0
108-90-7	Chlorobenzene	<1.0	1.0
75-00-3	Chloroethane	<5.0	5.0
67-66-3	Chloroform	<1.0	1.0
*74-87-3	Chloromethane	<5.0	5.0
96-12-8	1,2-Dibromo-3-chloropropane	<5.0	5.0
124-48-1	Dibromochloromethane	<1.0	1.0
106-93-4	1,2-Dibromoethane	<1.0	1.0
74-95-3	Dibromomethane	<1.0	1.0
110-57-6	trans-1,4-Dichloro-2-butene	<1.0	1.0
95-50-1	1,2-Dichlorobenzene	<1.0	1.0
541-73-1	1,3-Dichlorobenzene	<1.0	1.0
106-46-7	1,4-Dichlorobenzene	<1.0	1.0
*75-71-8	Dichlorodifluoromethane	<5.0	5.0
75-34-3	1,1-Dichloroethane	<1.0	1.0
107-06-2	1,2-Dichloroethane	<1.0	1.0
75-35-4	1,1-Dichloroethene	<1.0	1.0
156-59-2	cis-1,2-Dichloroethene	<1.0	1.0
156-60-5	trans-1,2-Dichloroethene	<1.0	1.0

Continued on next page

*See Statement of Data Qualifications

ANALYTICAL REPORT

Client: **TRC Companies. - Ann Arbor Office**
 Project: Tecumseh Products
 Client Sample ID: **TB-02**
 Lab Sample ID: **1201103-01**
 Matrix: Water
 Unit: ug/L
 Dilution Factor: 1
 QC Batch: 1201216

Work Order: **1201103**
 Description: Laboratory Services
 Sampled: 01/06/12 00:00
 Sampled By: TML
 Received: 01/10/12 17:45
 Prepared: 01/12/12 By: LEW
 Analyzed: 01/12/12 By: LEW
 Analytical Batch: 2A13029

Volatile Organic Compounds by EPA Method 8260B (Continued)

CAS Number	Analyte	Analytical Result	RL
78-87-5	1,2-Dichloropropane	<1.0	1.0
10061-01-5	cis-1,3-Dichloropropene	<1.0	1.0
10061-02-6	trans-1,3-Dichloropropene	<1.0	1.0
100-41-4	Ethylbenzene	<1.0	1.0
60-29-7	Ethyl Ether	<5.0	5.0
591-78-6	2-Hexanone	<5.0	5.0
74-88-4	Iodomethane	<1.0	1.0
98-82-8	Isopropylbenzene	<1.0	1.0
99-87-6	4-Isopropyltoluene	<5.0	5.0
1634-04-4	Methyl tert-Butyl Ether	<5.0	5.0
75-09-2	Methylene Chloride	<5.0	5.0
78-93-3	2-Butanone (MEK)	<5.0	5.0
91-57-6	2-Methylnaphthalene	<5.0	5.0
108-10-1	4-Methyl-2-pentanone (MIBK)	<5.0	5.0
91-20-3	Naphthalene	<5.0	5.0
103-65-1	n-Propylbenzene	<1.0	1.0
100-42-5	Styrene	<1.0	1.0
630-20-6	1,1,1,2-Tetrachloroethane	<1.0	1.0
79-34-5	1,1,2,2-Tetrachloroethane	<1.0	1.0
127-18-4	Tetrachloroethene	<1.0	1.0
109-99-9	Tetrahydrofuran	<5.0	5.0
108-88-3	Toluene	<1.0	1.0
87-61-6	1,2,3-Trichlorobenzene	<5.0	5.0
120-82-1	1,2,4-Trichlorobenzene	<5.0	5.0
71-55-6	1,1,1-Trichloroethane	<1.0	1.0
79-00-5	1,1,2-Trichloroethane	<1.0	1.0
79-01-6	Trichloroethene	<1.0	1.0
75-69-4	Trichlorofluoromethane	<1.0	1.0
96-18-4	1,2,3-Trichloropropane	<1.0	1.0
95-63-6	1,2,4-Trimethylbenzene	<1.0	1.0
108-67-8	1,3,5-Trimethylbenzene	<1.0	1.0

Continued on next page

ANALYTICAL REPORT

Client: **TRC Companies. - Ann Arbor Office**
 Project: Tecumseh Products
 Client Sample ID: **TB-02**
 Lab Sample ID: **1201103-01**
 Matrix: Water
 Unit: ug/L
 Dilution Factor: 1
 QC Batch: 1201216

Work Order: **1201103**
 Description: Laboratory Services
 Sampled: 01/06/12 00:00
 Sampled By: TML
 Received: 01/10/12 17:45
 Prepared: 01/12/12 By: LEW
 Analyzed: 01/12/12 By: LEW
 Analytical Batch: 2A13029

Volatile Organic Compounds by EPA Method 8260B (Continued)

CAS Number	Analyte	Analytical Result	RL
75-01-4	Vinyl Chloride	<1.0	1.0
179601-23-1	Xylene, Meta + Para	<2.0	2.0
95-47-6	Xylene, Ortho	<1.0	1.0
Surrogates:		% Recovery	Control Limits
	<i>Dibromofluoromethane</i>	<i>99</i>	<i>85-118</i>
	<i>1,2-Dichloroethane-d4</i>	<i>100</i>	<i>87-122</i>
	<i>Toluene-d8</i>	<i>101</i>	<i>85-113</i>
	<i>4-Bromofluorobenzene</i>	<i>99</i>	<i>82-110</i>

ANALYTICAL REPORT

Client: **TRC Companies. - Ann Arbor Office**
 Project: Tecumseh Products
 Client Sample ID: **MW-27s**
 Lab Sample ID: **1201103-02**
 Matrix: Water
 Unit: ug/L
 Dilution Factor: 1
 QC Batch: 1201216

Work Order: **1201103**
 Description: Laboratory Services
 Sampled: 01/06/12 08:26
 Sampled By: J. Jasso
 Received: 01/10/12 17:45
 Prepared: 01/12/12 By: LEW
 Analyzed: 01/12/12 By: LEW
 Analytical Batch: 2A13029

Volatile Organic Compounds by EPA Method 8260B

CAS Number	Analyte	Analytical Result	RL
67-64-1	Acetone	<20	20
107-13-1	Acrylonitrile	<2.0	2.0
71-43-2	Benzene	<1.0	1.0
108-86-1	Bromobenzene	<1.0	1.0
74-97-5	Bromochloromethane	<1.0	1.0
75-27-4	Bromodichloromethane	<1.0	1.0
75-25-2	Bromoform	<1.0	1.0
74-83-9	Bromomethane	<5.0	5.0
104-51-8	n-Butylbenzene	<1.0	1.0
135-98-8	sec-Butylbenzene	<1.0	1.0
98-06-6	tert-Butylbenzene	<1.0	1.0
75-15-0	Carbon Disulfide	<1.0	1.0
56-23-5	Carbon Tetrachloride	<1.0	1.0
108-90-7	Chlorobenzene	<1.0	1.0
75-00-3	Chloroethane	<5.0	5.0
67-66-3	Chloroform	<1.0	1.0
*74-87-3	Chloromethane	<5.0	5.0
96-12-8	1,2-Dibromo-3-chloropropane	<5.0	5.0
124-48-1	Dibromochloromethane	<1.0	1.0
106-93-4	1,2-Dibromoethane	<1.0	1.0
74-95-3	Dibromomethane	<1.0	1.0
110-57-6	trans-1,4-Dichloro-2-butene	<1.0	1.0
95-50-1	1,2-Dichlorobenzene	<1.0	1.0
541-73-1	1,3-Dichlorobenzene	<1.0	1.0
106-46-7	1,4-Dichlorobenzene	<1.0	1.0
*75-71-8	Dichlorodifluoromethane	<5.0	5.0
75-34-3	1,1-Dichloroethane	<1.0	1.0
107-06-2	1,2-Dichloroethane	<1.0	1.0
75-35-4	1,1-Dichloroethene	<1.0	1.0
156-59-2	cis-1,2-Dichloroethene	<1.0	1.0
156-60-5	trans-1,2-Dichloroethene	<1.0	1.0

Continued on next page

*See Statement of Data Qualifications

ANALYTICAL REPORT

Client: **TRC Companies. - Ann Arbor Office**
 Project: Tecumseh Products
 Client Sample ID: **MW-27s**
 Lab Sample ID: **1201103-02**
 Matrix: Water
 Unit: ug/L
 Dilution Factor: 1
 QC Batch: 1201216

Work Order: **1201103**
 Description: Laboratory Services
 Sampled: 01/06/12 08:26
 Sampled By: J. Jasso
 Received: 01/10/12 17:45
 Prepared: 01/12/12 By: LEW
 Analyzed: 01/12/12 By: LEW
 Analytical Batch: 2A13029

Volatile Organic Compounds by EPA Method 8260B (Continued)

CAS Number	Analyte	Analytical Result	RL
78-87-5	1,2-Dichloropropane	<1.0	1.0
10061-01-5	cis-1,3-Dichloropropene	<1.0	1.0
10061-02-6	trans-1,3-Dichloropropene	<1.0	1.0
100-41-4	Ethylbenzene	<1.0	1.0
60-29-7	Ethyl Ether	<5.0	5.0
591-78-6	2-Hexanone	<5.0	5.0
74-88-4	Iodomethane	<1.0	1.0
98-82-8	Isopropylbenzene	<1.0	1.0
99-87-6	4-Isopropyltoluene	<5.0	5.0
1634-04-4	Methyl tert-Butyl Ether	<5.0	5.0
75-09-2	Methylene Chloride	<5.0	5.0
78-93-3	2-Butanone (MEK)	<5.0	5.0
91-57-6	2-Methylnaphthalene	<5.0	5.0
108-10-1	4-Methyl-2-pentanone (MIBK)	<5.0	5.0
91-20-3	Naphthalene	<5.0	5.0
103-65-1	n-Propylbenzene	<1.0	1.0
100-42-5	Styrene	<1.0	1.0
630-20-6	1,1,1,2-Tetrachloroethane	<1.0	1.0
79-34-5	1,1,2,2-Tetrachloroethane	<1.0	1.0
127-18-4	Tetrachloroethene	<1.0	1.0
109-99-9	Tetrahydrofuran	<5.0	5.0
108-88-3	Toluene	<1.0	1.0
87-61-6	1,2,3-Trichlorobenzene	<5.0	5.0
120-82-1	1,2,4-Trichlorobenzene	<5.0	5.0
71-55-6	1,1,1-Trichloroethane	<1.0	1.0
79-00-5	1,1,2-Trichloroethane	<1.0	1.0
79-01-6	Trichloroethene	<1.0	1.0
75-69-4	Trichlorofluoromethane	<1.0	1.0
96-18-4	1,2,3-Trichloropropane	<1.0	1.0
95-63-6	1,2,4-Trimethylbenzene	<1.0	1.0
108-67-8	1,3,5-Trimethylbenzene	<1.0	1.0

Continued on next page

ANALYTICAL REPORT

Client: **TRC Companies. - Ann Arbor Office**
 Project: Tecumseh Products
 Client Sample ID: **MW-27s**
 Lab Sample ID: **1201103-02**
 Matrix: Water
 Unit: ug/L
 Dilution Factor: 1
 QC Batch: 1201216

Work Order: **1201103**
 Description: Laboratory Services
 Sampled: 01/06/12 08:26
 Sampled By: J. Jasso
 Received: 01/10/12 17:45
 Prepared: 01/12/12 By: LEW
 Analyzed: 01/12/12 By: LEW
 Analytical Batch: 2A13029

Volatile Organic Compounds by EPA Method 8260B (Continued)

CAS Number	Analyte	Analytical Result	RL
75-01-4	Vinyl Chloride	<1.0	1.0
179601-23-1	Xylene, Meta + Para	<2.0	2.0
95-47-6	Xylene, Ortho	<1.0	1.0
Surrogates:		% Recovery	Control Limits
	<i>Dibromofluoromethane</i>	102	85-118
	<i>1,2-Dichloroethane-d4</i>	100	87-122
	<i>Toluene-d8</i>	100	85-113
	<i>4-Bromofluorobenzene</i>	100	82-110

ANALYTICAL REPORT

Client: **TRC Companies. - Ann Arbor Office**
 Project: Tecumseh Products
 Client Sample ID: **MW-27d**
 Lab Sample ID: **1201103-03**
 Matrix: Water
 Unit: ug/L
 Dilution Factor: 1
 QC Batch: 1201216

Work Order: **1201103**
 Description: Laboratory Services
 Sampled: 01/06/12 09:11
 Sampled By: J. Jasso
 Received: 01/10/12 17:45
 Prepared: 01/12/12 By: LEW
 Analyzed: 01/12/12 By: LEW
 Analytical Batch: 2A13029

Volatile Organic Compounds by EPA Method 8260B

CAS Number	Analyte	Analytical Result	RL
67-64-1	Acetone	<20	20
107-13-1	Acrylonitrile	<2.0	2.0
71-43-2	Benzene	<1.0	1.0
108-86-1	Bromobenzene	<1.0	1.0
74-97-5	Bromochloromethane	<1.0	1.0
75-27-4	Bromodichloromethane	<1.0	1.0
75-25-2	Bromoform	<1.0	1.0
74-83-9	Bromomethane	<5.0	5.0
104-51-8	n-Butylbenzene	<1.0	1.0
135-98-8	sec-Butylbenzene	<1.0	1.0
98-06-6	tert-Butylbenzene	<1.0	1.0
75-15-0	Carbon Disulfide	<1.0	1.0
56-23-5	Carbon Tetrachloride	<1.0	1.0
108-90-7	Chlorobenzene	<1.0	1.0
75-00-3	Chloroethane	<5.0	5.0
67-66-3	Chloroform	<1.0	1.0
*74-87-3	Chloromethane	<5.0	5.0
96-12-8	1,2-Dibromo-3-chloropropane	<5.0	5.0
124-48-1	Dibromochloromethane	<1.0	1.0
106-93-4	1,2-Dibromoethane	<1.0	1.0
74-95-3	Dibromomethane	<1.0	1.0
110-57-6	trans-1,4-Dichloro-2-butene	<1.0	1.0
95-50-1	1,2-Dichlorobenzene	<1.0	1.0
541-73-1	1,3-Dichlorobenzene	<1.0	1.0
106-46-7	1,4-Dichlorobenzene	<1.0	1.0
*75-71-8	Dichlorodifluoromethane	<5.0	5.0
75-34-3	1,1-Dichloroethane	<1.0	1.0
107-06-2	1,2-Dichloroethane	<1.0	1.0
75-35-4	1,1-Dichloroethene	<1.0	1.0
156-59-2	cis-1,2-Dichloroethene	<1.0	1.0
156-60-5	trans-1,2-Dichloroethene	<1.0	1.0

Continued on next page

*See Statement of Data Qualifications

ANALYTICAL REPORT

Client: **TRC Companies. - Ann Arbor Office**
 Project: Tecumseh Products
 Client Sample ID: **MW-27d**
 Lab Sample ID: **1201103-03**
 Matrix: Water
 Unit: ug/L
 Dilution Factor: 1
 QC Batch: 1201216

Work Order: **1201103**
 Description: Laboratory Services
 Sampled: 01/06/12 09:11
 Sampled By: J. Jasso
 Received: 01/10/12 17:45
 Prepared: 01/12/12 By: LEW
 Analyzed: 01/12/12 By: LEW
 Analytical Batch: 2A13029

Volatile Organic Compounds by EPA Method 8260B (Continued)

CAS Number	Analyte	Analytical Result	RL
78-87-5	1,2-Dichloropropane	<1.0	1.0
10061-01-5	cis-1,3-Dichloropropene	<1.0	1.0
10061-02-6	trans-1,3-Dichloropropene	<1.0	1.0
100-41-4	Ethylbenzene	<1.0	1.0
60-29-7	Ethyl Ether	<5.0	5.0
591-78-6	2-Hexanone	<5.0	5.0
74-88-4	Iodomethane	<1.0	1.0
98-82-8	Isopropylbenzene	<1.0	1.0
99-87-6	4-Isopropyltoluene	<5.0	5.0
1634-04-4	Methyl tert-Butyl Ether	<5.0	5.0
75-09-2	Methylene Chloride	<5.0	5.0
78-93-3	2-Butanone (MEK)	<5.0	5.0
91-57-6	2-Methylnaphthalene	<5.0	5.0
108-10-1	4-Methyl-2-pentanone (MIBK)	<5.0	5.0
91-20-3	Naphthalene	<5.0	5.0
103-65-1	n-Propylbenzene	<1.0	1.0
100-42-5	Styrene	<1.0	1.0
630-20-6	1,1,1,2-Tetrachloroethane	<1.0	1.0
79-34-5	1,1,2,2-Tetrachloroethane	<1.0	1.0
127-18-4	Tetrachloroethene	<1.0	1.0
109-99-9	Tetrahydrofuran	<5.0	5.0
108-88-3	Toluene	<1.0	1.0
87-61-6	1,2,3-Trichlorobenzene	<5.0	5.0
120-82-1	1,2,4-Trichlorobenzene	<5.0	5.0
71-55-6	1,1,1-Trichloroethane	<1.0	1.0
79-00-5	1,1,2-Trichloroethane	<1.0	1.0
79-01-6	Trichloroethene	<1.0	1.0
75-69-4	Trichlorofluoromethane	<1.0	1.0
96-18-4	1,2,3-Trichloropropane	<1.0	1.0
95-63-6	1,2,4-Trimethylbenzene	<1.0	1.0
108-67-8	1,3,5-Trimethylbenzene	<1.0	1.0

Continued on next page

ANALYTICAL REPORT

Client: **TRC Companies. - Ann Arbor Office**
 Project: Tecumseh Products
 Client Sample ID: **MW-27d**
 Lab Sample ID: **1201103-03**
 Matrix: Water
 Unit: ug/L
 Dilution Factor: 1
 QC Batch: 1201216

Work Order: **1201103**
 Description: Laboratory Services
 Sampled: 01/06/12 09:11
 Sampled By: J. Jasso
 Received: 01/10/12 17:45
 Prepared: 01/12/12 By: LEW
 Analyzed: 01/12/12 By: LEW
 Analytical Batch: 2A13029

Volatile Organic Compounds by EPA Method 8260B (Continued)

CAS Number	Analyte	Analytical Result	RL
75-01-4	Vinyl Chloride	<1.0	1.0
179601-23-1	Xylene, Meta + Para	<2.0	2.0
95-47-6	Xylene, Ortho	<1.0	1.0
Surrogates:		% Recovery	Control Limits
	<i>Dibromofluoromethane</i>	<i>102</i>	<i>85-118</i>
	<i>1,2-Dichloroethane-d4</i>	<i>99</i>	<i>87-122</i>
	<i>Toluene-d8</i>	<i>100</i>	<i>85-113</i>
	<i>4-Bromofluorobenzene</i>	<i>99</i>	<i>82-110</i>

ANALYTICAL REPORT

Client: **TRC Companies. - Ann Arbor Office**
 Project: Tecumseh Products
 Client Sample ID: **MW-28s**
 Lab Sample ID: **1201103-04**
 Matrix: Water
 Unit: ug/L
 Dilution Factor: 1
 QC Batch: 1201216

Work Order: **1201103**
 Description: Laboratory Services
 Sampled: 01/06/12 09:57
 Sampled By: J. Jasso
 Received: 01/10/12 17:45
 Prepared: 01/12/12 By: LEW
 Analyzed: 01/12/12 By: LEW
 Analytical Batch: 2A13029

Volatile Organic Compounds by EPA Method 8260B

CAS Number	Analyte	Analytical Result	RL
67-64-1	Acetone	<20	20
107-13-1	Acrylonitrile	<2.0	2.0
71-43-2	Benzene	<1.0	1.0
108-86-1	Bromobenzene	<1.0	1.0
74-97-5	Bromochloromethane	<1.0	1.0
75-27-4	Bromodichloromethane	<1.0	1.0
75-25-2	Bromoform	<1.0	1.0
74-83-9	Bromomethane	<5.0	5.0
104-51-8	n-Butylbenzene	<1.0	1.0
135-98-8	sec-Butylbenzene	<1.0	1.0
98-06-6	tert-Butylbenzene	<1.0	1.0
75-15-0	Carbon Disulfide	<1.0	1.0
56-23-5	Carbon Tetrachloride	<1.0	1.0
108-90-7	Chlorobenzene	<1.0	1.0
75-00-3	Chloroethane	<5.0	5.0
67-66-3	Chloroform	<1.0	1.0
*74-87-3	Chloromethane	<5.0	5.0
96-12-8	1,2-Dibromo-3-chloropropane	<5.0	5.0
124-48-1	Dibromochloromethane	<1.0	1.0
106-93-4	1,2-Dibromoethane	<1.0	1.0
74-95-3	Dibromomethane	<1.0	1.0
110-57-6	trans-1,4-Dichloro-2-butene	<1.0	1.0
95-50-1	1,2-Dichlorobenzene	<1.0	1.0
541-73-1	1,3-Dichlorobenzene	<1.0	1.0
106-46-7	1,4-Dichlorobenzene	<1.0	1.0
*75-71-8	Dichlorodifluoromethane	<5.0	5.0
75-34-3	1,1-Dichloroethane	<1.0	1.0
107-06-2	1,2-Dichloroethane	<1.0	1.0
75-35-4	1,1-Dichloroethene	<1.0	1.0
156-59-2	cis-1,2-Dichloroethene	<1.0	1.0
156-60-5	trans-1,2-Dichloroethene	<1.0	1.0

Continued on next page

*See Statement of Data Qualifications

ANALYTICAL REPORT

Client: **TRC Companies. - Ann Arbor Office**
 Project: Tecumseh Products
 Client Sample ID: **MW-28s**
 Lab Sample ID: **1201103-04**
 Matrix: Water
 Unit: ug/L
 Dilution Factor: 1
 QC Batch: 1201216

Work Order: **1201103**
 Description: Laboratory Services
 Sampled: 01/06/12 09:57
 Sampled By: J. Jasso
 Received: 01/10/12 17:45
 Prepared: 01/12/12 By: LEW
 Analyzed: 01/12/12 By: LEW
 Analytical Batch: 2A13029

Volatile Organic Compounds by EPA Method 8260B (Continued)

CAS Number	Analyte	Analytical Result	RL
78-87-5	1,2-Dichloropropane	<1.0	1.0
10061-01-5	cis-1,3-Dichloropropene	<1.0	1.0
10061-02-6	trans-1,3-Dichloropropene	<1.0	1.0
100-41-4	Ethylbenzene	<1.0	1.0
60-29-7	Ethyl Ether	<5.0	5.0
591-78-6	2-Hexanone	<5.0	5.0
74-88-4	Iodomethane	<1.0	1.0
98-82-8	Isopropylbenzene	<1.0	1.0
99-87-6	4-Isopropyltoluene	<5.0	5.0
1634-04-4	Methyl tert-Butyl Ether	<5.0	5.0
75-09-2	Methylene Chloride	<5.0	5.0
78-93-3	2-Butanone (MEK)	<5.0	5.0
91-57-6	2-Methylnaphthalene	<5.0	5.0
108-10-1	4-Methyl-2-pentanone (MIBK)	<5.0	5.0
91-20-3	Naphthalene	<5.0	5.0
103-65-1	n-Propylbenzene	<1.0	1.0
100-42-5	Styrene	<1.0	1.0
630-20-6	1,1,1,2-Tetrachloroethane	<1.0	1.0
79-34-5	1,1,2,2-Tetrachloroethane	<1.0	1.0
127-18-4	Tetrachloroethene	<1.0	1.0
109-99-9	Tetrahydrofuran	<5.0	5.0
108-88-3	Toluene	<1.0	1.0
87-61-6	1,2,3-Trichlorobenzene	<5.0	5.0
120-82-1	1,2,4-Trichlorobenzene	<5.0	5.0
71-55-6	1,1,1-Trichloroethane	<1.0	1.0
79-00-5	1,1,2-Trichloroethane	<1.0	1.0
79-01-6	Trichloroethene	1.1	1.0
75-69-4	Trichlorofluoromethane	<1.0	1.0
96-18-4	1,2,3-Trichloropropane	<1.0	1.0
95-63-6	1,2,4-Trimethylbenzene	<1.0	1.0
108-67-8	1,3,5-Trimethylbenzene	<1.0	1.0

Continued on next page

ANALYTICAL REPORT

Client: **TRC Companies. - Ann Arbor Office**
 Project: Tecumseh Products
 Client Sample ID: **MW-28s**
 Lab Sample ID: **1201103-04**
 Matrix: Water
 Unit: ug/L
 Dilution Factor: 1
 QC Batch: 1201216

Work Order: **1201103**
 Description: Laboratory Services
 Sampled: 01/06/12 09:57
 Sampled By: J. Jasso
 Received: 01/10/12 17:45
 Prepared: 01/12/12 By: LEW
 Analyzed: 01/12/12 By: LEW
 Analytical Batch: 2A13029

Volatile Organic Compounds by EPA Method 8260B (Continued)

CAS Number	Analyte	Analytical Result	RL
75-01-4	Vinyl Chloride	<1.0	1.0
179601-23-1	Xylene, Meta + Para	<2.0	2.0
95-47-6	Xylene, Ortho	<1.0	1.0
Surrogates:		% Recovery	Control Limits
	<i>Dibromofluoromethane</i>	<i>102</i>	<i>85-118</i>
	<i>1,2-Dichloroethane-d4</i>	<i>100</i>	<i>87-122</i>
	<i>Toluene-d8</i>	<i>100</i>	<i>85-113</i>
	<i>4-Bromofluorobenzene</i>	<i>99</i>	<i>82-110</i>

ANALYTICAL REPORT

Client: **TRC Companies. - Ann Arbor Office**
 Project: Tecumseh Products
 Client Sample ID: **MW-28d**
 Lab Sample ID: **1201103-05**
 Matrix: Water
 Unit: ug/L
 Dilution Factor: 1
 QC Batch: 1201216

Work Order: **1201103**
 Description: Laboratory Services
 Sampled: 01/06/12 10:35
 Sampled By: J. Jasso
 Received: 01/10/12 17:45
 Prepared: 01/12/12 By: LEW
 Analyzed: 01/12/12 By: LEW
 Analytical Batch: 2A13029

Volatile Organic Compounds by EPA Method 8260B

CAS Number	Analyte	Analytical Result	RL
67-64-1	Acetone	<20	20
107-13-1	Acrylonitrile	<2.0	2.0
71-43-2	Benzene	<1.0	1.0
108-86-1	Bromobenzene	<1.0	1.0
74-97-5	Bromochloromethane	<1.0	1.0
75-27-4	Bromodichloromethane	<1.0	1.0
75-25-2	Bromoform	<1.0	1.0
74-83-9	Bromomethane	<5.0	5.0
104-51-8	n-Butylbenzene	<1.0	1.0
135-98-8	sec-Butylbenzene	<1.0	1.0
98-06-6	tert-Butylbenzene	<1.0	1.0
75-15-0	Carbon Disulfide	<1.0	1.0
56-23-5	Carbon Tetrachloride	<1.0	1.0
108-90-7	Chlorobenzene	<1.0	1.0
75-00-3	Chloroethane	<5.0	5.0
67-66-3	Chloroform	<1.0	1.0
*74-87-3	Chloromethane	<5.0	5.0
96-12-8	1,2-Dibromo-3-chloropropane	<5.0	5.0
124-48-1	Dibromochloromethane	<1.0	1.0
106-93-4	1,2-Dibromoethane	<1.0	1.0
74-95-3	Dibromomethane	<1.0	1.0
110-57-6	trans-1,4-Dichloro-2-butene	<1.0	1.0
95-50-1	1,2-Dichlorobenzene	<1.0	1.0
541-73-1	1,3-Dichlorobenzene	<1.0	1.0
106-46-7	1,4-Dichlorobenzene	<1.0	1.0
*75-71-8	Dichlorodifluoromethane	<5.0	5.0
75-34-3	1,1-Dichloroethane	<1.0	1.0
107-06-2	1,2-Dichloroethane	<1.0	1.0
75-35-4	1,1-Dichloroethene	<1.0	1.0
156-59-2	cis-1,2-Dichloroethene	<1.0	1.0
156-60-5	trans-1,2-Dichloroethene	<1.0	1.0

Continued on next page

*See Statement of Data Qualifications

ANALYTICAL REPORT

Client: **TRC Companies. - Ann Arbor Office**
 Project: Tecumseh Products
 Client Sample ID: **MW-28d**
 Lab Sample ID: **1201103-05**
 Matrix: Water
 Unit: ug/L
 Dilution Factor: 1
 QC Batch: 1201216

Work Order: **1201103**
 Description: Laboratory Services
 Sampled: 01/06/12 10:35
 Sampled By: J. Jasso
 Received: 01/10/12 17:45
 Prepared: 01/12/12 By: LEW
 Analyzed: 01/12/12 By: LEW
 Analytical Batch: 2A13029

Volatile Organic Compounds by EPA Method 8260B (Continued)

CAS Number	Analyte	Analytical Result	RL
78-87-5	1,2-Dichloropropane	<1.0	1.0
10061-01-5	cis-1,3-Dichloropropene	<1.0	1.0
10061-02-6	trans-1,3-Dichloropropene	<1.0	1.0
100-41-4	Ethylbenzene	<1.0	1.0
60-29-7	Ethyl Ether	<5.0	5.0
591-78-6	2-Hexanone	<5.0	5.0
74-88-4	Iodomethane	<1.0	1.0
98-82-8	Isopropylbenzene	<1.0	1.0
99-87-6	4-Isopropyltoluene	<5.0	5.0
1634-04-4	Methyl tert-Butyl Ether	<5.0	5.0
75-09-2	Methylene Chloride	<5.0	5.0
78-93-3	2-Butanone (MEK)	<5.0	5.0
91-57-6	2-Methylnaphthalene	<5.0	5.0
108-10-1	4-Methyl-2-pentanone (MIBK)	<5.0	5.0
91-20-3	Naphthalene	<5.0	5.0
103-65-1	n-Propylbenzene	<1.0	1.0
100-42-5	Styrene	<1.0	1.0
630-20-6	1,1,1,2-Tetrachloroethane	<1.0	1.0
79-34-5	1,1,2,2-Tetrachloroethane	<1.0	1.0
127-18-4	Tetrachloroethene	<1.0	1.0
109-99-9	Tetrahydrofuran	<5.0	5.0
108-88-3	Toluene	<1.0	1.0
87-61-6	1,2,3-Trichlorobenzene	<5.0	5.0
120-82-1	1,2,4-Trichlorobenzene	<5.0	5.0
71-55-6	1,1,1-Trichloroethane	<1.0	1.0
79-00-5	1,1,2-Trichloroethane	<1.0	1.0
79-01-6	Trichloroethene	<1.0	1.0
75-69-4	Trichlorofluoromethane	<1.0	1.0
96-18-4	1,2,3-Trichloropropane	<1.0	1.0
95-63-6	1,2,4-Trimethylbenzene	<1.0	1.0
108-67-8	1,3,5-Trimethylbenzene	<1.0	1.0

Continued on next page

ANALYTICAL REPORT

Client: **TRC Companies. - Ann Arbor Office**
 Project: Tecumseh Products
 Client Sample ID: **MW-28d**
 Lab Sample ID: **1201103-05**
 Matrix: Water
 Unit: ug/L
 Dilution Factor: 1
 QC Batch: 1201216

Work Order: **1201103**
 Description: Laboratory Services
 Sampled: 01/06/12 10:35
 Sampled By: J. Jasso
 Received: 01/10/12 17:45
 Prepared: 01/12/12 By: LEW
 Analyzed: 01/12/12 By: LEW
 Analytical Batch: 2A13029

Volatile Organic Compounds by EPA Method 8260B (Continued)

CAS Number	Analyte	Analytical Result	RL
75-01-4	Vinyl Chloride	<1.0	1.0
179601-23-1	Xylene, Meta + Para	<2.0	2.0
95-47-6	Xylene, Ortho	<1.0	1.0
Surrogates:		% Recovery	Control Limits
	<i>Dibromofluoromethane</i>	<i>100</i>	<i>85-118</i>
	<i>1,2-Dichloroethane-d4</i>	<i>100</i>	<i>87-122</i>
	<i>Toluene-d8</i>	<i>100</i>	<i>85-113</i>
	<i>4-Bromofluorobenzene</i>	<i>99</i>	<i>82-110</i>

ANALYTICAL REPORT

Client: **TRC Companies. - Ann Arbor Office**
 Project: Tecumseh Products
 Client Sample ID: **MW-29d**
 Lab Sample ID: **1201103-06**
 Matrix: Water
 Unit: ug/L
 Dilution Factor: 1
 QC Batch: 1201216

Work Order: **1201103**
 Description: Laboratory Services
 Sampled: 01/06/12 12:38
 Sampled By: J. Jasso
 Received: 01/10/12 17:45
 Prepared: 01/12/12 By: LEW
 Analyzed: 01/12/12 By: LEW
 Analytical Batch: 2A13029

Volatile Organic Compounds by EPA Method 8260B

CAS Number	Analyte	Analytical Result	RL
67-64-1	Acetone	<20	20
107-13-1	Acrylonitrile	<2.0	2.0
71-43-2	Benzene	<1.0	1.0
108-86-1	Bromobenzene	<1.0	1.0
74-97-5	Bromochloromethane	<1.0	1.0
75-27-4	Bromodichloromethane	<1.0	1.0
75-25-2	Bromoform	<1.0	1.0
74-83-9	Bromomethane	<5.0	5.0
104-51-8	n-Butylbenzene	<1.0	1.0
135-98-8	sec-Butylbenzene	<1.0	1.0
98-06-6	tert-Butylbenzene	<1.0	1.0
75-15-0	Carbon Disulfide	<1.0	1.0
56-23-5	Carbon Tetrachloride	<1.0	1.0
108-90-7	Chlorobenzene	<1.0	1.0
75-00-3	Chloroethane	<5.0	5.0
67-66-3	Chloroform	<1.0	1.0
*74-87-3	Chloromethane	<5.0	5.0
96-12-8	1,2-Dibromo-3-chloropropane	<5.0	5.0
124-48-1	Dibromochloromethane	<1.0	1.0
106-93-4	1,2-Dibromoethane	<1.0	1.0
74-95-3	Dibromomethane	<1.0	1.0
110-57-6	trans-1,4-Dichloro-2-butene	<1.0	1.0
95-50-1	1,2-Dichlorobenzene	<1.0	1.0
541-73-1	1,3-Dichlorobenzene	<1.0	1.0
106-46-7	1,4-Dichlorobenzene	<1.0	1.0
*75-71-8	Dichlorodifluoromethane	<5.0	5.0
75-34-3	1,1-Dichloroethane	<1.0	1.0
107-06-2	1,2-Dichloroethane	<1.0	1.0
75-35-4	1,1-Dichloroethene	<1.0	1.0
156-59-2	cis-1,2-Dichloroethene	<1.0	1.0
156-60-5	trans-1,2-Dichloroethene	<1.0	1.0

Continued on next page

*See Statement of Data Qualifications

ANALYTICAL REPORT

Client: **TRC Companies. - Ann Arbor Office**
 Project: Tecumseh Products
 Client Sample ID: **MW-29d**
 Lab Sample ID: **1201103-06**
 Matrix: Water
 Unit: ug/L
 Dilution Factor: 1
 QC Batch: 1201216

Work Order: **1201103**
 Description: Laboratory Services
 Sampled: 01/06/12 12:38
 Sampled By: J. Jasso
 Received: 01/10/12 17:45
 Prepared: 01/12/12 By: LEW
 Analyzed: 01/12/12 By: LEW
 Analytical Batch: 2A13029

Volatile Organic Compounds by EPA Method 8260B (Continued)

CAS Number	Analyte	Analytical Result	RL
78-87-5	1,2-Dichloropropane	<1.0	1.0
10061-01-5	cis-1,3-Dichloropropene	<1.0	1.0
10061-02-6	trans-1,3-Dichloropropene	<1.0	1.0
100-41-4	Ethylbenzene	<1.0	1.0
60-29-7	Ethyl Ether	<5.0	5.0
591-78-6	2-Hexanone	<5.0	5.0
74-88-4	Iodomethane	<1.0	1.0
98-82-8	Isopropylbenzene	<1.0	1.0
99-87-6	4-Isopropyltoluene	<5.0	5.0
1634-04-4	Methyl tert-Butyl Ether	<5.0	5.0
75-09-2	Methylene Chloride	<5.0	5.0
78-93-3	2-Butanone (MEK)	<5.0	5.0
91-57-6	2-Methylnaphthalene	<5.0	5.0
108-10-1	4-Methyl-2-pentanone (MIBK)	<5.0	5.0
91-20-3	Naphthalene	<5.0	5.0
103-65-1	n-Propylbenzene	<1.0	1.0
100-42-5	Styrene	<1.0	1.0
630-20-6	1,1,1,2-Tetrachloroethane	<1.0	1.0
79-34-5	1,1,2,2-Tetrachloroethane	<1.0	1.0
127-18-4	Tetrachloroethene	<1.0	1.0
109-99-9	Tetrahydrofuran	<5.0	5.0
108-88-3	Toluene	<1.0	1.0
87-61-6	1,2,3-Trichlorobenzene	<5.0	5.0
120-82-1	1,2,4-Trichlorobenzene	<5.0	5.0
71-55-6	1,1,1-Trichloroethane	<1.0	1.0
79-00-5	1,1,2-Trichloroethane	<1.0	1.0
79-01-6	Trichloroethene	<1.0	1.0
75-69-4	Trichlorofluoromethane	<1.0	1.0
96-18-4	1,2,3-Trichloropropane	<1.0	1.0
95-63-6	1,2,4-Trimethylbenzene	<1.0	1.0
108-67-8	1,3,5-Trimethylbenzene	<1.0	1.0

Continued on next page

ANALYTICAL REPORT

Client: **TRC Companies. - Ann Arbor Office**
 Project: Tecumseh Products
 Client Sample ID: **MW-29d**
 Lab Sample ID: **1201103-06**
 Matrix: Water
 Unit: ug/L
 Dilution Factor: 1
 QC Batch: 1201216

Work Order: **1201103**
 Description: Laboratory Services
 Sampled: 01/06/12 12:38
 Sampled By: J. Jasso
 Received: 01/10/12 17:45
 Prepared: 01/12/12 By: LEW
 Analyzed: 01/12/12 By: LEW
 Analytical Batch: 2A13029

Volatile Organic Compounds by EPA Method 8260B (Continued)

CAS Number	Analyte	Analytical Result	RL
75-01-4	Vinyl Chloride	<1.0	1.0
179601-23-1	Xylene, Meta + Para	<2.0	2.0
95-47-6	Xylene, Ortho	<1.0	1.0
Surrogates:		% Recovery	Control Limits
	<i>Dibromofluoromethane</i>	<i>102</i>	<i>85-118</i>
	<i>1,2-Dichloroethane-d4</i>	<i>99</i>	<i>87-122</i>
	<i>Toluene-d8</i>	<i>99</i>	<i>85-113</i>
	<i>4-Bromofluorobenzene</i>	<i>99</i>	<i>82-110</i>

ANALYTICAL REPORT

Client: **TRC Companies. - Ann Arbor Office**
 Project: Tecumseh Products
 Client Sample ID: **MW-30s**
 Lab Sample ID: **1201103-07**
 Matrix: Water
 Unit: ug/L
 Dilution Factor: 1
 QC Batch: 1201216

Work Order: **1201103**
 Description: Laboratory Services
 Sampled: 01/06/12 13:40
 Sampled By: J. Jasso
 Received: 01/10/12 17:45
 Prepared: 01/12/12 By: LEW
 Analyzed: 01/12/12 By: LEW
 Analytical Batch: 2A13029

Volatile Organic Compounds by EPA Method 8260B

CAS Number	Analyte	Analytical Result	RL
67-64-1	Acetone	<20	20
107-13-1	Acrylonitrile	<2.0	2.0
71-43-2	Benzene	<1.0	1.0
108-86-1	Bromobenzene	<1.0	1.0
74-97-5	Bromochloromethane	<1.0	1.0
75-27-4	Bromodichloromethane	<1.0	1.0
75-25-2	Bromoform	<1.0	1.0
74-83-9	Bromomethane	<5.0	5.0
104-51-8	n-Butylbenzene	<1.0	1.0
135-98-8	sec-Butylbenzene	<1.0	1.0
98-06-6	tert-Butylbenzene	<1.0	1.0
75-15-0	Carbon Disulfide	<1.0	1.0
56-23-5	Carbon Tetrachloride	<1.0	1.0
108-90-7	Chlorobenzene	<1.0	1.0
75-00-3	Chloroethane	<5.0	5.0
67-66-3	Chloroform	<1.0	1.0
*74-87-3	Chloromethane	<5.0	5.0
96-12-8	1,2-Dibromo-3-chloropropane	<5.0	5.0
124-48-1	Dibromochloromethane	<1.0	1.0
106-93-4	1,2-Dibromoethane	<1.0	1.0
74-95-3	Dibromomethane	<1.0	1.0
110-57-6	trans-1,4-Dichloro-2-butene	<1.0	1.0
95-50-1	1,2-Dichlorobenzene	<1.0	1.0
541-73-1	1,3-Dichlorobenzene	<1.0	1.0
106-46-7	1,4-Dichlorobenzene	<1.0	1.0
*75-71-8	Dichlorodifluoromethane	<5.0	5.0
75-34-3	1,1-Dichloroethane	<1.0	1.0
107-06-2	1,2-Dichloroethane	<1.0	1.0
75-35-4	1,1-Dichloroethene	<1.0	1.0
156-59-2	cis-1,2-Dichloroethene	<1.0	1.0
156-60-5	trans-1,2-Dichloroethene	<1.0	1.0

Continued on next page

*See Statement of Data Qualifications

ANALYTICAL REPORT

Client: **TRC Companies. - Ann Arbor Office**
 Project: Tecumseh Products
 Client Sample ID: **MW-30s**
 Lab Sample ID: **1201103-07**
 Matrix: Water
 Unit: ug/L
 Dilution Factor: 1
 QC Batch: 1201216

Work Order: **1201103**
 Description: Laboratory Services
 Sampled: 01/06/12 13:40
 Sampled By: J. Jasso
 Received: 01/10/12 17:45
 Prepared: 01/12/12 By: LEW
 Analyzed: 01/12/12 By: LEW
 Analytical Batch: 2A13029

Volatile Organic Compounds by EPA Method 8260B (Continued)

CAS Number	Analyte	Analytical Result	RL
78-87-5	1,2-Dichloropropane	<1.0	1.0
10061-01-5	cis-1,3-Dichloropropene	<1.0	1.0
10061-02-6	trans-1,3-Dichloropropene	<1.0	1.0
100-41-4	Ethylbenzene	<1.0	1.0
60-29-7	Ethyl Ether	<5.0	5.0
591-78-6	2-Hexanone	<5.0	5.0
74-88-4	Iodomethane	<1.0	1.0
98-82-8	Isopropylbenzene	<1.0	1.0
99-87-6	4-Isopropyltoluene	<5.0	5.0
1634-04-4	Methyl tert-Butyl Ether	<5.0	5.0
75-09-2	Methylene Chloride	<5.0	5.0
78-93-3	2-Butanone (MEK)	<5.0	5.0
91-57-6	2-Methylnaphthalene	<5.0	5.0
108-10-1	4-Methyl-2-pentanone (MIBK)	<5.0	5.0
91-20-3	Naphthalene	<5.0	5.0
103-65-1	n-Propylbenzene	<1.0	1.0
100-42-5	Styrene	<1.0	1.0
630-20-6	1,1,1,2-Tetrachloroethane	<1.0	1.0
79-34-5	1,1,2,2-Tetrachloroethane	<1.0	1.0
127-18-4	Tetrachloroethene	<1.0	1.0
109-99-9	Tetrahydrofuran	<5.0	5.0
108-88-3	Toluene	<1.0	1.0
87-61-6	1,2,3-Trichlorobenzene	<5.0	5.0
120-82-1	1,2,4-Trichlorobenzene	<5.0	5.0
71-55-6	1,1,1-Trichloroethane	<1.0	1.0
79-00-5	1,1,2-Trichloroethane	<1.0	1.0
79-01-6	Trichloroethene	<1.0	1.0
75-69-4	Trichlorofluoromethane	<1.0	1.0
96-18-4	1,2,3-Trichloropropane	<1.0	1.0
95-63-6	1,2,4-Trimethylbenzene	<1.0	1.0
108-67-8	1,3,5-Trimethylbenzene	<1.0	1.0

Continued on next page

ANALYTICAL REPORT

Client: **TRC Companies. - Ann Arbor Office**
 Project: Tecumseh Products
 Client Sample ID: **MW-30s**
 Lab Sample ID: **1201103-07**
 Matrix: Water
 Unit: ug/L
 Dilution Factor: 1
 QC Batch: 1201216

Work Order: **1201103**
 Description: Laboratory Services
 Sampled: 01/06/12 13:40
 Sampled By: J. Jasso
 Received: 01/10/12 17:45
 Prepared: 01/12/12 By: LEW
 Analyzed: 01/12/12 By: LEW
 Analytical Batch: 2A13029

Volatile Organic Compounds by EPA Method 8260B (Continued)

CAS Number	Analyte	Analytical Result	RL
75-01-4	Vinyl Chloride	<1.0	1.0
179601-23-1	Xylene, Meta + Para	<2.0	2.0
95-47-6	Xylene, Ortho	<1.0	1.0
Surrogates:		% Recovery	Control Limits
	<i>Dibromofluoromethane</i>	<i>102</i>	<i>85-118</i>
	<i>1,2-Dichloroethane-d4</i>	<i>102</i>	<i>87-122</i>
	<i>Toluene-d8</i>	<i>100</i>	<i>85-113</i>
	<i>4-Bromofluorobenzene</i>	<i>99</i>	<i>82-110</i>

ANALYTICAL REPORT

Client: **TRC Companies. - Ann Arbor Office**
 Project: Tecumseh Products
 Client Sample ID: **MW-30d**
 Lab Sample ID: **1201103-08**
 Matrix: Water
 Unit: ug/L
 Dilution Factor: 1
 QC Batch: 1201216

Work Order: **1201103**
 Description: Laboratory Services
 Sampled: 01/06/12 14:30
 Sampled By: J. Jasso
 Received: 01/10/12 17:45
 Prepared: 01/12/12 By: LEW
 Analyzed: 01/12/12 By: LEW
 Analytical Batch: 2A13029

Volatile Organic Compounds by EPA Method 8260B

CAS Number	Analyte	Analytical Result	RL
67-64-1	Acetone	<20	20
107-13-1	Acrylonitrile	<2.0	2.0
71-43-2	Benzene	<1.0	1.0
108-86-1	Bromobenzene	<1.0	1.0
74-97-5	Bromochloromethane	<1.0	1.0
75-27-4	Bromodichloromethane	<1.0	1.0
75-25-2	Bromoform	<1.0	1.0
74-83-9	Bromomethane	<5.0	5.0
104-51-8	n-Butylbenzene	<1.0	1.0
135-98-8	sec-Butylbenzene	<1.0	1.0
98-06-6	tert-Butylbenzene	<1.0	1.0
75-15-0	Carbon Disulfide	<1.0	1.0
56-23-5	Carbon Tetrachloride	<1.0	1.0
108-90-7	Chlorobenzene	<1.0	1.0
75-00-3	Chloroethane	<5.0	5.0
67-66-3	Chloroform	<1.0	1.0
*74-87-3	Chloromethane	<5.0	5.0
96-12-8	1,2-Dibromo-3-chloropropane	<5.0	5.0
124-48-1	Dibromochloromethane	<1.0	1.0
106-93-4	1,2-Dibromoethane	<1.0	1.0
74-95-3	Dibromomethane	<1.0	1.0
110-57-6	trans-1,4-Dichloro-2-butene	<1.0	1.0
95-50-1	1,2-Dichlorobenzene	<1.0	1.0
541-73-1	1,3-Dichlorobenzene	<1.0	1.0
106-46-7	1,4-Dichlorobenzene	<1.0	1.0
*75-71-8	Dichlorodifluoromethane	<5.0	5.0
75-34-3	1,1-Dichloroethane	<1.0	1.0
107-06-2	1,2-Dichloroethane	<1.0	1.0
75-35-4	1,1-Dichloroethene	<1.0	1.0
156-59-2	cis-1,2-Dichloroethene	<1.0	1.0
156-60-5	trans-1,2-Dichloroethene	<1.0	1.0

Continued on next page

*See Statement of Data Qualifications

ANALYTICAL REPORT

Client: **TRC Companies. - Ann Arbor Office**
 Project: Tecumseh Products
 Client Sample ID: **MW-30d**
 Lab Sample ID: **1201103-08**
 Matrix: Water
 Unit: ug/L
 Dilution Factor: 1
 QC Batch: 1201216

Work Order: **1201103**
 Description: Laboratory Services
 Sampled: 01/06/12 14:30
 Sampled By: J. Jasso
 Received: 01/10/12 17:45
 Prepared: 01/12/12 By: LEW
 Analyzed: 01/12/12 By: LEW
 Analytical Batch: 2A13029

Volatile Organic Compounds by EPA Method 8260B (Continued)

CAS Number	Analyte	Analytical Result	RL
78-87-5	1,2-Dichloropropane	<1.0	1.0
10061-01-5	cis-1,3-Dichloropropene	<1.0	1.0
10061-02-6	trans-1,3-Dichloropropene	<1.0	1.0
100-41-4	Ethylbenzene	<1.0	1.0
60-29-7	Ethyl Ether	<5.0	5.0
591-78-6	2-Hexanone	<5.0	5.0
74-88-4	Iodomethane	<1.0	1.0
98-82-8	Isopropylbenzene	<1.0	1.0
99-87-6	4-Isopropyltoluene	<5.0	5.0
1634-04-4	Methyl tert-Butyl Ether	<5.0	5.0
75-09-2	Methylene Chloride	<5.0	5.0
78-93-3	2-Butanone (MEK)	<5.0	5.0
91-57-6	2-Methylnaphthalene	<5.0	5.0
108-10-1	4-Methyl-2-pentanone (MIBK)	<5.0	5.0
91-20-3	Naphthalene	<5.0	5.0
103-65-1	n-Propylbenzene	<1.0	1.0
100-42-5	Styrene	<1.0	1.0
630-20-6	1,1,1,2-Tetrachloroethane	<1.0	1.0
79-34-5	1,1,2,2-Tetrachloroethane	<1.0	1.0
127-18-4	Tetrachloroethene	<1.0	1.0
109-99-9	Tetrahydrofuran	<5.0	5.0
108-88-3	Toluene	<1.0	1.0
87-61-6	1,2,3-Trichlorobenzene	<5.0	5.0
120-82-1	1,2,4-Trichlorobenzene	<5.0	5.0
71-55-6	1,1,1-Trichloroethane	<1.0	1.0
79-00-5	1,1,2-Trichloroethane	<1.0	1.0
79-01-6	Trichloroethene	<1.0	1.0
75-69-4	Trichlorofluoromethane	<1.0	1.0
96-18-4	1,2,3-Trichloropropane	<1.0	1.0
95-63-6	1,2,4-Trimethylbenzene	<1.0	1.0
108-67-8	1,3,5-Trimethylbenzene	<1.0	1.0

Continued on next page

ANALYTICAL REPORT

Client: **TRC Companies. - Ann Arbor Office**
 Project: Tecumseh Products
 Client Sample ID: **MW-30d**
 Lab Sample ID: **1201103-08**
 Matrix: Water
 Unit: ug/L
 Dilution Factor: 1
 QC Batch: 1201216

Work Order: **1201103**
 Description: Laboratory Services
 Sampled: 01/06/12 14:30
 Sampled By: J. Jasso
 Received: 01/10/12 17:45
 Prepared: 01/12/12 By: LEW
 Analyzed: 01/12/12 By: LEW
 Analytical Batch: 2A13029

Volatile Organic Compounds by EPA Method 8260B (Continued)

CAS Number	Analyte	Analytical Result	RL
75-01-4	Vinyl Chloride	<1.0	1.0
179601-23-1	Xylene, Meta + Para	<2.0	2.0
95-47-6	Xylene, Ortho	<1.0	1.0
Surrogates:		% Recovery	Control Limits
	<i>Dibromofluoromethane</i>	102	85-118
	<i>1,2-Dichloroethane-d4</i>	102	87-122
	<i>Toluene-d8</i>	101	85-113
	<i>4-Bromofluorobenzene</i>	101	82-110

ANALYTICAL REPORT

Client: **TRC Companies. - Ann Arbor Office**
 Project: Tecumseh Products
 Client Sample ID: **MW-29s**
 Lab Sample ID: **1201103-09**
 Matrix: Water
 Unit: ug/L
 Dilution Factor: 1
 QC Batch: 1201216

Work Order: **1201103**
 Description: Laboratory Services
 Sampled: 01/06/12 11:22
 Sampled By: J. Jasso
 Received: 01/10/12 17:45
 Prepared: 01/12/12 By: LEW
 Analyzed: 01/12/12 By: LEW
 Analytical Batch: 2A13029

Volatile Organic Compounds by EPA Method 8260B

CAS Number	Analyte	Analytical Result	RL
67-64-1	Acetone	<20	20
107-13-1	Acrylonitrile	<2.0	2.0
71-43-2	Benzene	<1.0	1.0
108-86-1	Bromobenzene	<1.0	1.0
74-97-5	Bromochloromethane	<1.0	1.0
75-27-4	Bromodichloromethane	<1.0	1.0
75-25-2	Bromoform	<1.0	1.0
74-83-9	Bromomethane	<5.0	5.0
104-51-8	n-Butylbenzene	<1.0	1.0
135-98-8	sec-Butylbenzene	<1.0	1.0
98-06-6	tert-Butylbenzene	<1.0	1.0
75-15-0	Carbon Disulfide	<1.0	1.0
56-23-5	Carbon Tetrachloride	<1.0	1.0
108-90-7	Chlorobenzene	<1.0	1.0
75-00-3	Chloroethane	<5.0	5.0
67-66-3	Chloroform	<1.0	1.0
*74-87-3	Chloromethane	<5.0	5.0
96-12-8	1,2-Dibromo-3-chloropropane	<5.0	5.0
124-48-1	Dibromochloromethane	<1.0	1.0
106-93-4	1,2-Dibromoethane	<1.0	1.0
74-95-3	Dibromomethane	<1.0	1.0
110-57-6	trans-1,4-Dichloro-2-butene	<1.0	1.0
95-50-1	1,2-Dichlorobenzene	<1.0	1.0
541-73-1	1,3-Dichlorobenzene	<1.0	1.0
106-46-7	1,4-Dichlorobenzene	<1.0	1.0
*75-71-8	Dichlorodifluoromethane	<5.0	5.0
75-34-3	1,1-Dichloroethane	<1.0	1.0
107-06-2	1,2-Dichloroethane	<1.0	1.0
75-35-4	1,1-Dichloroethene	<1.0	1.0
156-59-2	cis-1,2-Dichloroethene	1.2	1.0
156-60-5	trans-1,2-Dichloroethene	<1.0	1.0

Continued on next page

*See Statement of Data Qualifications

ANALYTICAL REPORT

Client: **TRC Companies. - Ann Arbor Office**
 Project: Tecumseh Products
 Client Sample ID: **MW-29s**
 Lab Sample ID: **1201103-09**
 Matrix: Water
 Unit: ug/L
 Dilution Factor: 1
 QC Batch: 1201216

Work Order: **1201103**
 Description: Laboratory Services
 Sampled: 01/06/12 11:22
 Sampled By: J. Jasso
 Received: 01/10/12 17:45
 Prepared: 01/12/12 By: LEW
 Analyzed: 01/12/12 By: LEW
 Analytical Batch: 2A13029

Volatile Organic Compounds by EPA Method 8260B (Continued)

CAS Number	Analyte	Analytical Result	RL
78-87-5	1,2-Dichloropropane	<1.0	1.0
10061-01-5	cis-1,3-Dichloropropene	<1.0	1.0
10061-02-6	trans-1,3-Dichloropropene	<1.0	1.0
100-41-4	Ethylbenzene	<1.0	1.0
60-29-7	Ethyl Ether	<5.0	5.0
591-78-6	2-Hexanone	<5.0	5.0
74-88-4	Iodomethane	<1.0	1.0
98-82-8	Isopropylbenzene	<1.0	1.0
99-87-6	4-Isopropyltoluene	<5.0	5.0
1634-04-4	Methyl tert-Butyl Ether	<5.0	5.0
75-09-2	Methylene Chloride	<5.0	5.0
78-93-3	2-Butanone (MEK)	<5.0	5.0
91-57-6	2-Methylnaphthalene	<5.0	5.0
108-10-1	4-Methyl-2-pentanone (MIBK)	<5.0	5.0
91-20-3	Naphthalene	<5.0	5.0
103-65-1	n-Propylbenzene	<1.0	1.0
100-42-5	Styrene	<1.0	1.0
630-20-6	1,1,1,2-Tetrachloroethane	<1.0	1.0
79-34-5	1,1,2,2-Tetrachloroethane	<1.0	1.0
127-18-4	Tetrachloroethene	<1.0	1.0
109-99-9	Tetrahydrofuran	<5.0	5.0
108-88-3	Toluene	<1.0	1.0
87-61-6	1,2,3-Trichlorobenzene	<5.0	5.0
120-82-1	1,2,4-Trichlorobenzene	<5.0	5.0
71-55-6	1,1,1-Trichloroethane	<1.0	1.0
79-00-5	1,1,2-Trichloroethane	<1.0	1.0
79-01-6	Trichloroethene	<1.0	1.0
75-69-4	Trichlorofluoromethane	<1.0	1.0
96-18-4	1,2,3-Trichloropropane	<1.0	1.0
95-63-6	1,2,4-Trimethylbenzene	<1.0	1.0
108-67-8	1,3,5-Trimethylbenzene	<1.0	1.0

Continued on next page

ANALYTICAL REPORT

Client: **TRC Companies. - Ann Arbor Office**
 Project: Tecumseh Products
 Client Sample ID: **MW-29s**
 Lab Sample ID: **1201103-09**
 Matrix: Water
 Unit: ug/L
 Dilution Factor: 1
 QC Batch: 1201216

Work Order: **1201103**
 Description: Laboratory Services
 Sampled: 01/06/12 11:22
 Sampled By: J. Jasso
 Received: 01/10/12 17:45
 Prepared: 01/12/12 By: LEW
 Analyzed: 01/12/12 By: LEW
 Analytical Batch: 2A13029

Volatile Organic Compounds by EPA Method 8260B (Continued)

CAS Number	Analyte	Analytical Result	RL
75-01-4	Vinyl Chloride	<1.0	1.0
179601-23-1	Xylene, Meta + Para	<2.0	2.0
95-47-6	Xylene, Ortho	<1.0	1.0
Surrogates:		% Recovery	Control Limits
	<i>Dibromofluoromethane</i>	<i>103</i>	<i>85-118</i>
	<i>1,2-Dichloroethane-d4</i>	<i>102</i>	<i>87-122</i>
	<i>Toluene-d8</i>	<i>100</i>	<i>85-113</i>
	<i>4-Bromofluorobenzene</i>	<i>99</i>	<i>82-110</i>

ANALYTICAL REPORT

Client: **TRC Companies. - Ann Arbor Office**
 Project: Tecumseh Products
 Client Sample ID: **MW-05s**
 Lab Sample ID: **1201103-10**
 Matrix: Water
 Unit: ug/L
 Dilution Factor: 1
 QC Batch: 1201216

Work Order: **1201103**
 Description: Laboratory Services
 Sampled: 01/09/12 08:20
 Sampled By: J. Jasso
 Received: 01/10/12 17:45
 Prepared: 01/12/12 By: LEW
 Analyzed: 01/12/12 By: LEW
 Analytical Batch: 2A13029

Volatile Organic Compounds by EPA Method 8260B

CAS Number	Analyte	Analytical Result	RL
67-64-1	Acetone	<20	20
107-13-1	Acrylonitrile	<2.0	2.0
71-43-2	Benzene	<1.0	1.0
108-86-1	Bromobenzene	<1.0	1.0
74-97-5	Bromochloromethane	<1.0	1.0
75-27-4	Bromodichloromethane	<1.0	1.0
75-25-2	Bromoform	<1.0	1.0
74-83-9	Bromomethane	<5.0	5.0
104-51-8	n-Butylbenzene	<1.0	1.0
135-98-8	sec-Butylbenzene	<1.0	1.0
98-06-6	tert-Butylbenzene	<1.0	1.0
75-15-0	Carbon Disulfide	<1.0	1.0
56-23-5	Carbon Tetrachloride	<1.0	1.0
108-90-7	Chlorobenzene	<1.0	1.0
75-00-3	Chloroethane	<5.0	5.0
67-66-3	Chloroform	<1.0	1.0
*74-87-3	Chloromethane	<5.0	5.0
96-12-8	1,2-Dibromo-3-chloropropane	<5.0	5.0
124-48-1	Dibromochloromethane	<1.0	1.0
106-93-4	1,2-Dibromoethane	<1.0	1.0
74-95-3	Dibromomethane	<1.0	1.0
110-57-6	trans-1,4-Dichloro-2-butene	<1.0	1.0
95-50-1	1,2-Dichlorobenzene	<1.0	1.0
541-73-1	1,3-Dichlorobenzene	<1.0	1.0
106-46-7	1,4-Dichlorobenzene	<1.0	1.0
*75-71-8	Dichlorodifluoromethane	<5.0	5.0
75-34-3	1,1-Dichloroethane	<1.0	1.0
107-06-2	1,2-Dichloroethane	<1.0	1.0
75-35-4	1,1-Dichloroethene	<1.0	1.0
156-59-2	cis-1,2-Dichloroethene	<1.0	1.0
156-60-5	trans-1,2-Dichloroethene	<1.0	1.0

Continued on next page

*See Statement of Data Qualifications

ANALYTICAL REPORT

Client: **TRC Companies. - Ann Arbor Office**
 Project: Tecumseh Products
 Client Sample ID: **MW-05s**
 Lab Sample ID: **1201103-10**
 Matrix: Water
 Unit: ug/L
 Dilution Factor: 1
 QC Batch: 1201216

Work Order: **1201103**
 Description: Laboratory Services
 Sampled: 01/09/12 08:20
 Sampled By: J. Jasso
 Received: 01/10/12 17:45
 Prepared: 01/12/12 By: LEW
 Analyzed: 01/12/12 By: LEW
 Analytical Batch: 2A13029

Volatile Organic Compounds by EPA Method 8260B (Continued)

CAS Number	Analyte	Analytical Result	RL
78-87-5	1,2-Dichloropropane	<1.0	1.0
10061-01-5	cis-1,3-Dichloropropene	<1.0	1.0
10061-02-6	trans-1,3-Dichloropropene	<1.0	1.0
100-41-4	Ethylbenzene	<1.0	1.0
60-29-7	Ethyl Ether	<5.0	5.0
591-78-6	2-Hexanone	<5.0	5.0
74-88-4	Iodomethane	<1.0	1.0
98-82-8	Isopropylbenzene	<1.0	1.0
99-87-6	4-Isopropyltoluene	<5.0	5.0
1634-04-4	Methyl tert-Butyl Ether	<5.0	5.0
75-09-2	Methylene Chloride	<5.0	5.0
78-93-3	2-Butanone (MEK)	<5.0	5.0
91-57-6	2-Methylnaphthalene	<5.0	5.0
108-10-1	4-Methyl-2-pentanone (MIBK)	<5.0	5.0
91-20-3	Naphthalene	<5.0	5.0
103-65-1	n-Propylbenzene	<1.0	1.0
100-42-5	Styrene	<1.0	1.0
630-20-6	1,1,1,2-Tetrachloroethane	<1.0	1.0
79-34-5	1,1,2,2-Tetrachloroethane	<1.0	1.0
127-18-4	Tetrachloroethene	5.8	1.0
109-99-9	Tetrahydrofuran	<5.0	5.0
108-88-3	Toluene	<1.0	1.0
87-61-6	1,2,3-Trichlorobenzene	<5.0	5.0
120-82-1	1,2,4-Trichlorobenzene	<5.0	5.0
71-55-6	1,1,1-Trichloroethane	<1.0	1.0
79-00-5	1,1,2-Trichloroethane	<1.0	1.0
79-01-6	Trichloroethene	150	1.0
75-69-4	Trichlorofluoromethane	<1.0	1.0
96-18-4	1,2,3-Trichloropropane	<1.0	1.0
95-63-6	1,2,4-Trimethylbenzene	<1.0	1.0
108-67-8	1,3,5-Trimethylbenzene	<1.0	1.0

Continued on next page

ANALYTICAL REPORT

Client: **TRC Companies. - Ann Arbor Office**
 Project: Tecumseh Products
 Client Sample ID: **MW-05s**
 Lab Sample ID: **1201103-10**
 Matrix: Water
 Unit: ug/L
 Dilution Factor: 1
 QC Batch: 1201216

Work Order: **1201103**
 Description: Laboratory Services
 Sampled: 01/09/12 08:20
 Sampled By: J. Jasso
 Received: 01/10/12 17:45
 Prepared: 01/12/12 By: LEW
 Analyzed: 01/12/12 By: LEW
 Analytical Batch: 2A13029

Volatile Organic Compounds by EPA Method 8260B (Continued)

CAS Number	Analyte	Analytical Result	RL
75-01-4	Vinyl Chloride	<1.0	1.0
179601-23-1	Xylene, Meta + Para	<2.0	2.0
95-47-6	Xylene, Ortho	<1.0	1.0
Surrogates:		% Recovery	Control Limits
	<i>Dibromofluoromethane</i>	<i>103</i>	<i>85-118</i>
	<i>1,2-Dichloroethane-d4</i>	<i>100</i>	<i>87-122</i>
	<i>Toluene-d8</i>	<i>101</i>	<i>85-113</i>
	<i>4-Bromofluorobenzene</i>	<i>100</i>	<i>82-110</i>

ANALYTICAL REPORT

Client: **TRC Companies. - Ann Arbor Office**
 Project: Tecumseh Products
 Client Sample ID: **MW-06s**
 Lab Sample ID: **1201103-11**
 Matrix: Water
 Unit: ug/L
 Dilution Factor: 1
 QC Batch: 1201253

Work Order: **1201103**
 Description: Laboratory Services
 Sampled: 01/09/12 09:10
 Sampled By: J. Jasso
 Received: 01/10/12 17:45
 Prepared: 01/13/12 By: LEW
 Analyzed: 01/13/12 By: LEW
 Analytical Batch: 2A16022

Volatile Organic Compounds by EPA Method 8260B

CAS Number	Analyte	Analytical Result	RL
67-64-1	Acetone	<20	20
*107-13-1	Acrylonitrile	<2.0	2.0
71-43-2	Benzene	<1.0	1.0
108-86-1	Bromobenzene	<1.0	1.0
74-97-5	Bromochloromethane	<1.0	1.0
75-27-4	Bromodichloromethane	<1.0	1.0
75-25-2	Bromoform	<1.0	1.0
*74-83-9	Bromomethane	<5.0	5.0
104-51-8	n-Butylbenzene	<1.0	1.0
135-98-8	sec-Butylbenzene	<1.0	1.0
98-06-6	tert-Butylbenzene	<1.0	1.0
75-15-0	Carbon Disulfide	<1.0	1.0
56-23-5	Carbon Tetrachloride	<1.0	1.0
108-90-7	Chlorobenzene	<1.0	1.0
75-00-3	Chloroethane	<5.0	5.0
67-66-3	Chloroform	<1.0	1.0
74-87-3	Chloromethane	<5.0	5.0
96-12-8	1,2-Dibromo-3-chloropropane	<5.0	5.0
124-48-1	Dibromochloromethane	<1.0	1.0
106-93-4	1,2-Dibromoethane	<1.0	1.0
74-95-3	Dibromomethane	<1.0	1.0
110-57-6	trans-1,4-Dichloro-2-butene	<1.0	1.0
95-50-1	1,2-Dichlorobenzene	<1.0	1.0
541-73-1	1,3-Dichlorobenzene	<1.0	1.0
106-46-7	1,4-Dichlorobenzene	<1.0	1.0
75-71-8	Dichlorodifluoromethane	<5.0	5.0
75-34-3	1,1-Dichloroethane	<1.0	1.0
107-06-2	1,2-Dichloroethane	<1.0	1.0
75-35-4	1,1-Dichloroethene	<1.0	1.0
156-59-2	cis-1,2-Dichloroethene	<1.0	1.0
156-60-5	trans-1,2-Dichloroethene	<1.0	1.0

Continued on next page

*See Statement of Data Qualifications

ANALYTICAL REPORT

Client: **TRC Companies. - Ann Arbor Office**
 Project: Tecumseh Products
 Client Sample ID: **MW-06s**
 Lab Sample ID: **1201103-11**
 Matrix: Water
 Unit: ug/L
 Dilution Factor: 1
 QC Batch: 1201253

Work Order: **1201103**
 Description: Laboratory Services
 Sampled: 01/09/12 09:10
 Sampled By: J. Jasso
 Received: 01/10/12 17:45
 Prepared: 01/13/12 By: LEW
 Analyzed: 01/13/12 By: LEW
 Analytical Batch: 2A16022

Volatile Organic Compounds by EPA Method 8260B (Continued)

CAS Number	Analyte	Analytical Result	RL
78-87-5	1,2-Dichloropropane	<1.0	1.0
10061-01-5	cis-1,3-Dichloropropene	<1.0	1.0
10061-02-6	trans-1,3-Dichloropropene	<1.0	1.0
100-41-4	Ethylbenzene	<1.0	1.0
60-29-7	Ethyl Ether	<5.0	5.0
591-78-6	2-Hexanone	<5.0	5.0
74-88-4	Iodomethane	<1.0	1.0
98-82-8	Isopropylbenzene	<1.0	1.0
99-87-6	4-Isopropyltoluene	<5.0	5.0
1634-04-4	Methyl tert-Butyl Ether	<5.0	5.0
75-09-2	Methylene Chloride	<5.0	5.0
78-93-3	2-Butanone (MEK)	<5.0	5.0
91-57-6	2-Methylnaphthalene	<5.0	5.0
108-10-1	4-Methyl-2-pentanone (MIBK)	<5.0	5.0
91-20-3	Naphthalene	<5.0	5.0
103-65-1	n-Propylbenzene	<1.0	1.0
100-42-5	Styrene	<1.0	1.0
630-20-6	1,1,1,2-Tetrachloroethane	<1.0	1.0
79-34-5	1,1,2,2-Tetrachloroethane	<1.0	1.0
127-18-4	Tetrachloroethene	<1.0	1.0
109-99-9	Tetrahydrofuran	<5.0	5.0
108-88-3	Toluene	<1.0	1.0
87-61-6	1,2,3-Trichlorobenzene	<5.0	5.0
120-82-1	1,2,4-Trichlorobenzene	<5.0	5.0
71-55-6	1,1,1-Trichloroethane	<1.0	1.0
79-00-5	1,1,2-Trichloroethane	<1.0	1.0
79-01-6	Trichloroethene	31	1.0
75-69-4	Trichlorofluoromethane	<1.0	1.0
96-18-4	1,2,3-Trichloropropane	<1.0	1.0
95-63-6	1,2,4-Trimethylbenzene	<1.0	1.0
108-67-8	1,3,5-Trimethylbenzene	<1.0	1.0

Continued on next page

ANALYTICAL REPORT

Client: **TRC Companies. - Ann Arbor Office**
 Project: Tecumseh Products
 Client Sample ID: **MW-06s**
 Lab Sample ID: **1201103-11**
 Matrix: Water
 Unit: ug/L
 Dilution Factor: 1
 QC Batch: 1201253

Work Order: **1201103**
 Description: Laboratory Services
 Sampled: 01/09/12 09:10
 Sampled By: J. Jasso
 Received: 01/10/12 17:45
 Prepared: 01/13/12 By: LEW
 Analyzed: 01/13/12 By: LEW
 Analytical Batch: 2A16022

Volatile Organic Compounds by EPA Method 8260B (Continued)

CAS Number	Analyte	Analytical Result	RL
75-01-4	Vinyl Chloride	<1.0	1.0
179601-23-1	Xylene, Meta + Para	<2.0	2.0
95-47-6	Xylene, Ortho	<1.0	1.0
Surrogates:		% Recovery	Control Limits
	<i>Dibromofluoromethane</i>	<i>104</i>	<i>85-118</i>
	<i>1,2-Dichloroethane-d4</i>	<i>101</i>	<i>87-122</i>
	<i>Toluene-d8</i>	<i>100</i>	<i>85-113</i>
	<i>4-Bromofluorobenzene</i>	<i>99</i>	<i>82-110</i>

ANALYTICAL REPORT

Client: **TRC Companies. - Ann Arbor Office**
 Project: Tecumseh Products
 Client Sample ID: **MW-07s**
 Lab Sample ID: **1201103-12**
 Matrix: Water
 Unit: ug/L
 Dilution Factor: 1
 QC Batch: 1201253

Work Order: **1201103**
 Description: Laboratory Services
 Sampled: 01/09/12 10:04
 Sampled By: J. Jasso
 Received: 01/10/12 17:45
 Prepared: 01/13/12 By: LEW
 Analyzed: 01/13/12 By: LEW
 Analytical Batch: 2A16022

Volatile Organic Compounds by EPA Method 8260B

CAS Number	Analyte	Analytical Result	RL
67-64-1	Acetone	<20	20
*107-13-1	Acrylonitrile	<2.0	2.0
71-43-2	Benzene	<1.0	1.0
108-86-1	Bromobenzene	<1.0	1.0
74-97-5	Bromochloromethane	<1.0	1.0
75-27-4	Bromodichloromethane	<1.0	1.0
75-25-2	Bromoform	<1.0	1.0
*74-83-9	Bromomethane	<5.0	5.0
104-51-8	n-Butylbenzene	<1.0	1.0
135-98-8	sec-Butylbenzene	<1.0	1.0
98-06-6	tert-Butylbenzene	<1.0	1.0
75-15-0	Carbon Disulfide	<1.0	1.0
56-23-5	Carbon Tetrachloride	<1.0	1.0
108-90-7	Chlorobenzene	<1.0	1.0
75-00-3	Chloroethane	<5.0	5.0
67-66-3	Chloroform	<1.0	1.0
74-87-3	Chloromethane	<5.0	5.0
96-12-8	1,2-Dibromo-3-chloropropane	<5.0	5.0
124-48-1	Dibromochloromethane	<1.0	1.0
106-93-4	1,2-Dibromoethane	<1.0	1.0
74-95-3	Dibromomethane	<1.0	1.0
110-57-6	trans-1,4-Dichloro-2-butene	<1.0	1.0
95-50-1	1,2-Dichlorobenzene	<1.0	1.0
541-73-1	1,3-Dichlorobenzene	<1.0	1.0
106-46-7	1,4-Dichlorobenzene	<1.0	1.0
75-71-8	Dichlorodifluoromethane	<5.0	5.0
75-34-3	1,1-Dichloroethane	<1.0	1.0
107-06-2	1,2-Dichloroethane	<1.0	1.0
75-35-4	1,1-Dichloroethene	<1.0	1.0
156-59-2	cis-1,2-Dichloroethene	<1.0	1.0
156-60-5	trans-1,2-Dichloroethene	<1.0	1.0

Continued on next page

*See Statement of Data Qualifications

ANALYTICAL REPORT

Client: **TRC Companies. - Ann Arbor Office**
 Project: Tecumseh Products
 Client Sample ID: **MW-07s**
 Lab Sample ID: **1201103-12**
 Matrix: Water
 Unit: ug/L
 Dilution Factor: 1
 QC Batch: 1201253

Work Order: **1201103**
 Description: Laboratory Services
 Sampled: 01/09/12 10:04
 Sampled By: J. Jasso
 Received: 01/10/12 17:45
 Prepared: 01/13/12 By: LEW
 Analyzed: 01/13/12 By: LEW
 Analytical Batch: 2A16022

Volatile Organic Compounds by EPA Method 8260B (Continued)

CAS Number	Analyte	Analytical Result	RL
78-87-5	1,2-Dichloropropane	<1.0	1.0
10061-01-5	cis-1,3-Dichloropropene	<1.0	1.0
10061-02-6	trans-1,3-Dichloropropene	<1.0	1.0
100-41-4	Ethylbenzene	<1.0	1.0
60-29-7	Ethyl Ether	<5.0	5.0
591-78-6	2-Hexanone	<5.0	5.0
74-88-4	Iodomethane	<1.0	1.0
98-82-8	Isopropylbenzene	<1.0	1.0
99-87-6	4-Isopropyltoluene	<5.0	5.0
1634-04-4	Methyl tert-Butyl Ether	<5.0	5.0
75-09-2	Methylene Chloride	<5.0	5.0
78-93-3	2-Butanone (MEK)	<5.0	5.0
91-57-6	2-Methylnaphthalene	<5.0	5.0
108-10-1	4-Methyl-2-pentanone (MIBK)	<5.0	5.0
91-20-3	Naphthalene	<5.0	5.0
103-65-1	n-Propylbenzene	<1.0	1.0
100-42-5	Styrene	<1.0	1.0
630-20-6	1,1,1,2-Tetrachloroethane	<1.0	1.0
79-34-5	1,1,2,2-Tetrachloroethane	<1.0	1.0
127-18-4	Tetrachloroethene	<1.0	1.0
109-99-9	Tetrahydrofuran	<5.0	5.0
108-88-3	Toluene	<1.0	1.0
87-61-6	1,2,3-Trichlorobenzene	<5.0	5.0
120-82-1	1,2,4-Trichlorobenzene	<5.0	5.0
71-55-6	1,1,1-Trichloroethane	1.6	1.0
79-00-5	1,1,2-Trichloroethane	<1.0	1.0
79-01-6	Trichloroethene	14	1.0
75-69-4	Trichlorofluoromethane	<1.0	1.0
96-18-4	1,2,3-Trichloropropane	<1.0	1.0
95-63-6	1,2,4-Trimethylbenzene	<1.0	1.0
108-67-8	1,3,5-Trimethylbenzene	<1.0	1.0

Continued on next page

ANALYTICAL REPORT

Client: **TRC Companies. - Ann Arbor Office**
 Project: Tecumseh Products
 Client Sample ID: **MW-07s**
 Lab Sample ID: **1201103-12**
 Matrix: Water
 Unit: ug/L
 Dilution Factor: 1
 QC Batch: 1201253

Work Order: **1201103**
 Description: Laboratory Services
 Sampled: 01/09/12 10:04
 Sampled By: J. Jasso
 Received: 01/10/12 17:45
 Prepared: 01/13/12 By: LEW
 Analyzed: 01/13/12 By: LEW
 Analytical Batch: 2A16022

Volatile Organic Compounds by EPA Method 8260B (Continued)

CAS Number	Analyte	Analytical Result	RL
75-01-4	Vinyl Chloride	<1.0	1.0
179601-23-1	Xylene, Meta + Para	<2.0	2.0
95-47-6	Xylene, Ortho	<1.0	1.0
Surrogates:		% Recovery	Control Limits
	<i>Dibromofluoromethane</i>	<i>104</i>	<i>85-118</i>
	<i>1,2-Dichloroethane-d4</i>	<i>101</i>	<i>87-122</i>
	<i>Toluene-d8</i>	<i>101</i>	<i>85-113</i>
	<i>4-Bromofluorobenzene</i>	<i>99</i>	<i>82-110</i>

ANALYTICAL REPORT

Client: **TRC Companies. - Ann Arbor Office**
 Project: Tecumseh Products
 Client Sample ID: **Dup-02**
 Lab Sample ID: **1201103-13**
 Matrix: Water
 Unit: ug/L
 Dilution Factor: 1
 QC Batch: 1201253

Work Order: **1201103**
 Description: Laboratory Services
 Sampled: 01/09/12 00:00
 Sampled By: J. Jasso
 Received: 01/10/12 17:45
 Prepared: 01/13/12 By: LEW
 Analyzed: 01/13/12 By: LEW
 Analytical Batch: 2A16022

Volatile Organic Compounds by EPA Method 8260B

CAS Number	Analyte	Analytical Result	RL
67-64-1	Acetone	<20	20
*107-13-1	Acrylonitrile	<2.0	2.0
71-43-2	Benzene	<1.0	1.0
108-86-1	Bromobenzene	<1.0	1.0
74-97-5	Bromochloromethane	<1.0	1.0
75-27-4	Bromodichloromethane	<1.0	1.0
75-25-2	Bromoform	<1.0	1.0
*74-83-9	Bromomethane	<5.0	5.0
104-51-8	n-Butylbenzene	<1.0	1.0
135-98-8	sec-Butylbenzene	<1.0	1.0
98-06-6	tert-Butylbenzene	<1.0	1.0
75-15-0	Carbon Disulfide	<1.0	1.0
56-23-5	Carbon Tetrachloride	<1.0	1.0
108-90-7	Chlorobenzene	<1.0	1.0
75-00-3	Chloroethane	<5.0	5.0
67-66-3	Chloroform	<1.0	1.0
74-87-3	Chloromethane	<5.0	5.0
96-12-8	1,2-Dibromo-3-chloropropane	<5.0	5.0
124-48-1	Dibromochloromethane	<1.0	1.0
106-93-4	1,2-Dibromoethane	<1.0	1.0
74-95-3	Dibromomethane	<1.0	1.0
110-57-6	trans-1,4-Dichloro-2-butene	<1.0	1.0
95-50-1	1,2-Dichlorobenzene	<1.0	1.0
541-73-1	1,3-Dichlorobenzene	<1.0	1.0
106-46-7	1,4-Dichlorobenzene	<1.0	1.0
75-71-8	Dichlorodifluoromethane	<5.0	5.0
75-34-3	1,1-Dichloroethane	<1.0	1.0
107-06-2	1,2-Dichloroethane	<1.0	1.0
75-35-4	1,1-Dichloroethene	<1.0	1.0
156-59-2	cis-1,2-Dichloroethene	<1.0	1.0
156-60-5	trans-1,2-Dichloroethene	<1.0	1.0

Continued on next page

*See Statement of Data Qualifications

ANALYTICAL REPORT

Client: **TRC Companies. - Ann Arbor Office**
 Project: Tecumseh Products
 Client Sample ID: **Dup-02**
 Lab Sample ID: **1201103-13**
 Matrix: Water
 Unit: ug/L
 Dilution Factor: 1
 QC Batch: 1201253

Work Order: **1201103**
 Description: Laboratory Services
 Sampled: 01/09/12 00:00
 Sampled By: J. Jasso
 Received: 01/10/12 17:45
 Prepared: 01/13/12 By: LEW
 Analyzed: 01/13/12 By: LEW
 Analytical Batch: 2A16022

Volatile Organic Compounds by EPA Method 8260B (Continued)

CAS Number	Analyte	Analytical Result	RL
78-87-5	1,2-Dichloropropane	<1.0	1.0
10061-01-5	cis-1,3-Dichloropropene	<1.0	1.0
10061-02-6	trans-1,3-Dichloropropene	<1.0	1.0
100-41-4	Ethylbenzene	<1.0	1.0
60-29-7	Ethyl Ether	<5.0	5.0
591-78-6	2-Hexanone	<5.0	5.0
74-88-4	Iodomethane	<1.0	1.0
98-82-8	Isopropylbenzene	<1.0	1.0
99-87-6	4-Isopropyltoluene	<5.0	5.0
1634-04-4	Methyl tert-Butyl Ether	<5.0	5.0
75-09-2	Methylene Chloride	<5.0	5.0
78-93-3	2-Butanone (MEK)	<5.0	5.0
91-57-6	2-Methylnaphthalene	<5.0	5.0
108-10-1	4-Methyl-2-pentanone (MIBK)	<5.0	5.0
91-20-3	Naphthalene	<5.0	5.0
103-65-1	n-Propylbenzene	<1.0	1.0
100-42-5	Styrene	<1.0	1.0
630-20-6	1,1,1,2-Tetrachloroethane	<1.0	1.0
79-34-5	1,1,2,2-Tetrachloroethane	<1.0	1.0
127-18-4	Tetrachloroethene	1.2	1.0
109-99-9	Tetrahydrofuran	<5.0	5.0
108-88-3	Toluene	<1.0	1.0
87-61-6	1,2,3-Trichlorobenzene	<5.0	5.0
120-82-1	1,2,4-Trichlorobenzene	<5.0	5.0
71-55-6	1,1,1-Trichloroethane	1.8	1.0
79-00-5	1,1,2-Trichloroethane	<1.0	1.0
79-01-6	Trichloroethene	34	1.0
75-69-4	Trichlorofluoromethane	<1.0	1.0
96-18-4	1,2,3-Trichloropropane	<1.0	1.0
95-63-6	1,2,4-Trimethylbenzene	<1.0	1.0
108-67-8	1,3,5-Trimethylbenzene	<1.0	1.0

Continued on next page

ANALYTICAL REPORT

Client: **TRC Companies. - Ann Arbor Office**
 Project: Tecumseh Products
 Client Sample ID: **Dup-02**
 Lab Sample ID: **1201103-13**
 Matrix: Water
 Unit: ug/L
 Dilution Factor: 1
 QC Batch: 1201253

Work Order: **1201103**
 Description: Laboratory Services
 Sampled: 01/09/12 00:00
 Sampled By: J. Jasso
 Received: 01/10/12 17:45
 Prepared: 01/13/12 By: LEW
 Analyzed: 01/13/12 By: LEW
 Analytical Batch: 2A16022

Volatile Organic Compounds by EPA Method 8260B (Continued)

CAS Number	Analyte	Analytical Result	RL
75-01-4	Vinyl Chloride	<1.0	1.0
179601-23-1	Xylene, Meta + Para	<2.0	2.0
95-47-6	Xylene, Ortho	<1.0	1.0
Surrogates:		% Recovery	Control Limits
	<i>Dibromofluoromethane</i>	<i>103</i>	<i>85-118</i>
	<i>1,2-Dichloroethane-d4</i>	<i>101</i>	<i>87-122</i>
	<i>Toluene-d8</i>	<i>102</i>	<i>85-113</i>
	<i>4-Bromofluorobenzene</i>	<i>100</i>	<i>82-110</i>

ANALYTICAL REPORT

Client: **TRC Companies. - Ann Arbor Office**
 Project: Tecumseh Products
 Client Sample ID: **MW-19s**
 Lab Sample ID: **1201103-14**
 Matrix: Water
 Unit: ug/L
 Dilution Factor: 1
 QC Batch: 1201253

Work Order: **1201103**
 Description: Laboratory Services
 Sampled: 01/09/12 10:47
 Sampled By: J. Jasso
 Received: 01/10/12 17:45
 Prepared: 01/13/12 By: LEW
 Analyzed: 01/13/12 By: LEW
 Analytical Batch: 2A16022

Volatile Organic Compounds by EPA Method 8260B

CAS Number	Analyte	Analytical Result	RL
67-64-1	Acetone	<20	20
*107-13-1	Acrylonitrile	<2.0	2.0
71-43-2	Benzene	<1.0	1.0
108-86-1	Bromobenzene	<1.0	1.0
74-97-5	Bromochloromethane	<1.0	1.0
75-27-4	Bromodichloromethane	<1.0	1.0
75-25-2	Bromoform	<1.0	1.0
*74-83-9	Bromomethane	<5.0	5.0
104-51-8	n-Butylbenzene	<1.0	1.0
135-98-8	sec-Butylbenzene	<1.0	1.0
98-06-6	tert-Butylbenzene	<1.0	1.0
75-15-0	Carbon Disulfide	<1.0	1.0
56-23-5	Carbon Tetrachloride	<1.0	1.0
108-90-7	Chlorobenzene	<1.0	1.0
75-00-3	Chloroethane	<5.0	5.0
67-66-3	Chloroform	<1.0	1.0
74-87-3	Chloromethane	<5.0	5.0
96-12-8	1,2-Dibromo-3-chloropropane	<5.0	5.0
124-48-1	Dibromochloromethane	<1.0	1.0
106-93-4	1,2-Dibromoethane	<1.0	1.0
74-95-3	Dibromomethane	<1.0	1.0
110-57-6	trans-1,4-Dichloro-2-butene	<1.0	1.0
95-50-1	1,2-Dichlorobenzene	<1.0	1.0
541-73-1	1,3-Dichlorobenzene	<1.0	1.0
106-46-7	1,4-Dichlorobenzene	<1.0	1.0
75-71-8	Dichlorodifluoromethane	<5.0	5.0
75-34-3	1,1-Dichloroethane	<1.0	1.0
107-06-2	1,2-Dichloroethane	<1.0	1.0
75-35-4	1,1-Dichloroethene	<1.0	1.0
156-59-2	cis-1,2-Dichloroethene	<1.0	1.0
156-60-5	trans-1,2-Dichloroethene	<1.0	1.0

Continued on next page

*See Statement of Data Qualifications

ANALYTICAL REPORT

Client: **TRC Companies. - Ann Arbor Office**
 Project: Tecumseh Products
 Client Sample ID: **MW-19s**
 Lab Sample ID: **1201103-14**
 Matrix: Water
 Unit: ug/L
 Dilution Factor: 1
 QC Batch: 1201253

Work Order: **1201103**
 Description: Laboratory Services
 Sampled: 01/09/12 10:47
 Sampled By: J. Jasso
 Received: 01/10/12 17:45
 Prepared: 01/13/12 By: LEW
 Analyzed: 01/13/12 By: LEW
 Analytical Batch: 2A16022

Volatile Organic Compounds by EPA Method 8260B (Continued)

CAS Number	Analyte	Analytical Result	RL
78-87-5	1,2-Dichloropropane	<1.0	1.0
10061-01-5	cis-1,3-Dichloropropene	<1.0	1.0
10061-02-6	trans-1,3-Dichloropropene	<1.0	1.0
100-41-4	Ethylbenzene	<1.0	1.0
60-29-7	Ethyl Ether	<5.0	5.0
591-78-6	2-Hexanone	<5.0	5.0
74-88-4	Iodomethane	<1.0	1.0
98-82-8	Isopropylbenzene	<1.0	1.0
99-87-6	4-Isopropyltoluene	<5.0	5.0
1634-04-4	Methyl tert-Butyl Ether	<5.0	5.0
75-09-2	Methylene Chloride	<5.0	5.0
78-93-3	2-Butanone (MEK)	<5.0	5.0
91-57-6	2-Methylnaphthalene	<5.0	5.0
108-10-1	4-Methyl-2-pentanone (MIBK)	<5.0	5.0
91-20-3	Naphthalene	<5.0	5.0
103-65-1	n-Propylbenzene	<1.0	1.0
100-42-5	Styrene	<1.0	1.0
630-20-6	1,1,1,2-Tetrachloroethane	<1.0	1.0
79-34-5	1,1,2,2-Tetrachloroethane	<1.0	1.0
127-18-4	Tetrachloroethene	1.2	1.0
109-99-9	Tetrahydrofuran	<5.0	5.0
108-88-3	Toluene	<1.0	1.0
87-61-6	1,2,3-Trichlorobenzene	<5.0	5.0
120-82-1	1,2,4-Trichlorobenzene	<5.0	5.0
71-55-6	1,1,1-Trichloroethane	1.9	1.0
79-00-5	1,1,2-Trichloroethane	<1.0	1.0
79-01-6	Trichloroethene	34	1.0
75-69-4	Trichlorofluoromethane	<1.0	1.0
96-18-4	1,2,3-Trichloropropane	<1.0	1.0
95-63-6	1,2,4-Trimethylbenzene	<1.0	1.0
108-67-8	1,3,5-Trimethylbenzene	<1.0	1.0

Continued on next page

ANALYTICAL REPORT

Client: **TRC Companies. - Ann Arbor Office**
 Project: Tecumseh Products
 Client Sample ID: **MW-19s**
 Lab Sample ID: **1201103-14**
 Matrix: Water
 Unit: ug/L
 Dilution Factor: 1
 QC Batch: 1201253

Work Order: **1201103**
 Description: Laboratory Services
 Sampled: 01/09/12 10:47
 Sampled By: J. Jasso
 Received: 01/10/12 17:45
 Prepared: 01/13/12 By: LEW
 Analyzed: 01/13/12 By: LEW
 Analytical Batch: 2A16022

Volatile Organic Compounds by EPA Method 8260B (Continued)

CAS Number	Analyte	Analytical Result	RL
75-01-4	Vinyl Chloride	<1.0	1.0
179601-23-1	Xylene, Meta + Para	<2.0	2.0
95-47-6	Xylene, Ortho	<1.0	1.0
Surrogates:		% Recovery	Control Limits
	<i>Dibromofluoromethane</i>	<i>106</i>	<i>85-118</i>
	<i>1,2-Dichloroethane-d4</i>	<i>102</i>	<i>87-122</i>
	<i>Toluene-d8</i>	<i>101</i>	<i>85-113</i>
	<i>4-Bromofluorobenzene</i>	<i>98</i>	<i>82-110</i>

ANALYTICAL REPORT

Client: **TRC Companies. - Ann Arbor Office**
 Project: Tecumseh Products
 Client Sample ID: **MW-20s**
 Lab Sample ID: **1201103-15**
 Matrix: Water
 Unit: ug/L
 Dilution Factor: 1
 QC Batch: 1201253

Work Order: **1201103**
 Description: Laboratory Services
 Sampled: 01/09/12 12:20
 Sampled By: J. Jasso
 Received: 01/10/12 17:45
 Prepared: 01/13/12 By: LEW
 Analyzed: 01/13/12 By: LEW
 Analytical Batch: 2A16022

Volatile Organic Compounds by EPA Method 8260B

CAS Number	Analyte	Analytical Result	RL
67-64-1	Acetone	<20	20
*107-13-1	Acrylonitrile	<2.0	2.0
71-43-2	Benzene	<1.0	1.0
108-86-1	Bromobenzene	<1.0	1.0
74-97-5	Bromochloromethane	<1.0	1.0
75-27-4	Bromodichloromethane	<1.0	1.0
75-25-2	Bromoform	<1.0	1.0
*74-83-9	Bromomethane	<5.0	5.0
104-51-8	n-Butylbenzene	<1.0	1.0
135-98-8	sec-Butylbenzene	<1.0	1.0
98-06-6	tert-Butylbenzene	<1.0	1.0
75-15-0	Carbon Disulfide	<1.0	1.0
56-23-5	Carbon Tetrachloride	<1.0	1.0
108-90-7	Chlorobenzene	<1.0	1.0
75-00-3	Chloroethane	<5.0	5.0
67-66-3	Chloroform	<1.0	1.0
74-87-3	Chloromethane	<5.0	5.0
96-12-8	1,2-Dibromo-3-chloropropane	<5.0	5.0
124-48-1	Dibromochloromethane	<1.0	1.0
106-93-4	1,2-Dibromoethane	<1.0	1.0
74-95-3	Dibromomethane	<1.0	1.0
110-57-6	trans-1,4-Dichloro-2-butene	<1.0	1.0
95-50-1	1,2-Dichlorobenzene	<1.0	1.0
541-73-1	1,3-Dichlorobenzene	<1.0	1.0
106-46-7	1,4-Dichlorobenzene	<1.0	1.0
75-71-8	Dichlorodifluoromethane	<5.0	5.0
75-34-3	1,1-Dichloroethane	6.0	1.0
107-06-2	1,2-Dichloroethane	<1.0	1.0
75-35-4	1,1-Dichloroethene	1.4	1.0
156-59-2	cis-1,2-Dichloroethene	1.9	1.0
156-60-5	trans-1,2-Dichloroethene	<1.0	1.0

Continued on next page

*See Statement of Data Qualifications

ANALYTICAL REPORT

Client: **TRC Companies. - Ann Arbor Office**
 Project: Tecumseh Products
 Client Sample ID: **MW-20s**
 Lab Sample ID: **1201103-15**
 Matrix: Water
 Unit: ug/L
 Dilution Factor: 1
 QC Batch: 1201253

Work Order: **1201103**
 Description: Laboratory Services
 Sampled: 01/09/12 12:20
 Sampled By: J. Jasso
 Received: 01/10/12 17:45
 Prepared: 01/13/12 By: LEW
 Analyzed: 01/13/12 By: LEW
 Analytical Batch: 2A16022

Volatile Organic Compounds by EPA Method 8260B (Continued)

CAS Number	Analyte	Analytical Result	RL
78-87-5	1,2-Dichloropropane	<1.0	1.0
10061-01-5	cis-1,3-Dichloropropene	<1.0	1.0
10061-02-6	trans-1,3-Dichloropropene	<1.0	1.0
100-41-4	Ethylbenzene	<1.0	1.0
60-29-7	Ethyl Ether	<5.0	5.0
591-78-6	2-Hexanone	<5.0	5.0
74-88-4	Iodomethane	<1.0	1.0
98-82-8	Isopropylbenzene	<1.0	1.0
99-87-6	4-Isopropyltoluene	<5.0	5.0
1634-04-4	Methyl tert-Butyl Ether	<5.0	5.0
75-09-2	Methylene Chloride	<5.0	5.0
78-93-3	2-Butanone (MEK)	<5.0	5.0
91-57-6	2-Methylnaphthalene	<5.0	5.0
108-10-1	4-Methyl-2-pentanone (MIBK)	<5.0	5.0
91-20-3	Naphthalene	<5.0	5.0
103-65-1	n-Propylbenzene	<1.0	1.0
100-42-5	Styrene	<1.0	1.0
630-20-6	1,1,1,2-Tetrachloroethane	<1.0	1.0
79-34-5	1,1,2,2-Tetrachloroethane	<1.0	1.0
127-18-4	Tetrachloroethene	<1.0	1.0
109-99-9	Tetrahydrofuran	<5.0	5.0
108-88-3	Toluene	<1.0	1.0
87-61-6	1,2,3-Trichlorobenzene	<5.0	5.0
120-82-1	1,2,4-Trichlorobenzene	<5.0	5.0
71-55-6	1,1,1-Trichloroethane	190	1.0
79-00-5	1,1,2-Trichloroethane	<1.0	1.0
79-01-6	Trichloroethene	100	1.0
75-69-4	Trichlorofluoromethane	3.2	1.0
96-18-4	1,2,3-Trichloropropane	<1.0	1.0
95-63-6	1,2,4-Trimethylbenzene	<1.0	1.0
108-67-8	1,3,5-Trimethylbenzene	<1.0	1.0

Continued on next page

ANALYTICAL REPORT

Client: **TRC Companies. - Ann Arbor Office**
 Project: Tecumseh Products
 Client Sample ID: **MW-20s**
 Lab Sample ID: **1201103-15**
 Matrix: Water
 Unit: ug/L
 Dilution Factor: 1
 QC Batch: 1201253

Work Order: **1201103**
 Description: Laboratory Services
 Sampled: 01/09/12 12:20
 Sampled By: J. Jasso
 Received: 01/10/12 17:45
 Prepared: 01/13/12 By: LEW
 Analyzed: 01/13/12 By: LEW
 Analytical Batch: 2A16022

Volatile Organic Compounds by EPA Method 8260B (Continued)

CAS Number	Analyte	Analytical Result	RL
75-01-4	Vinyl Chloride	<1.0	1.0
179601-23-1	Xylene, Meta + Para	<2.0	2.0
95-47-6	Xylene, Ortho	<1.0	1.0
Surrogates:		% Recovery	Control Limits
	<i>Dibromofluoromethane</i>	<i>105</i>	<i>85-118</i>
	<i>1,2-Dichloroethane-d4</i>	<i>101</i>	<i>87-122</i>
	<i>Toluene-d8</i>	<i>101</i>	<i>85-113</i>
	<i>4-Bromofluorobenzene</i>	<i>100</i>	<i>82-110</i>

ANALYTICAL REPORT

Client: **TRC Companies. - Ann Arbor Office**
 Project: Tecumseh Products
 Client Sample ID: **MW-20d**
 Lab Sample ID: **1201103-16**
 Matrix: Water
 Unit: ug/L
 Dilution Factor: 1
 QC Batch: 1201253

Work Order: **1201103**
 Description: Laboratory Services
 Sampled: 01/09/12 13:15
 Sampled By: J. Jasso
 Received: 01/10/12 17:45
 Prepared: 01/13/12 By: LEW
 Analyzed: 01/13/12 By: LEW
 Analytical Batch: 2A16022

Volatile Organic Compounds by EPA Method 8260B

CAS Number	Analyte	Analytical Result	RL
67-64-1	Acetone	<20	20
*107-13-1	Acrylonitrile	<2.0	2.0
71-43-2	Benzene	<1.0	1.0
108-86-1	Bromobenzene	<1.0	1.0
74-97-5	Bromochloromethane	<1.0	1.0
75-27-4	Bromodichloromethane	<1.0	1.0
75-25-2	Bromoform	<1.0	1.0
*74-83-9	Bromomethane	<5.0	5.0
104-51-8	n-Butylbenzene	<1.0	1.0
135-98-8	sec-Butylbenzene	<1.0	1.0
98-06-6	tert-Butylbenzene	<1.0	1.0
75-15-0	Carbon Disulfide	<1.0	1.0
56-23-5	Carbon Tetrachloride	<1.0	1.0
108-90-7	Chlorobenzene	<1.0	1.0
75-00-3	Chloroethane	<5.0	5.0
67-66-3	Chloroform	<1.0	1.0
74-87-3	Chloromethane	<5.0	5.0
96-12-8	1,2-Dibromo-3-chloropropane	<5.0	5.0
124-48-1	Dibromochloromethane	<1.0	1.0
106-93-4	1,2-Dibromoethane	<1.0	1.0
74-95-3	Dibromomethane	<1.0	1.0
110-57-6	trans-1,4-Dichloro-2-butene	<1.0	1.0
95-50-1	1,2-Dichlorobenzene	<1.0	1.0
541-73-1	1,3-Dichlorobenzene	<1.0	1.0
106-46-7	1,4-Dichlorobenzene	<1.0	1.0
75-71-8	Dichlorodifluoromethane	<5.0	5.0
75-34-3	1,1-Dichloroethane	<1.0	1.0
107-06-2	1,2-Dichloroethane	<1.0	1.0
75-35-4	1,1-Dichloroethene	<1.0	1.0
156-59-2	cis-1,2-Dichloroethene	140	1.0
156-60-5	trans-1,2-Dichloroethene	<1.0	1.0

Continued on next page

*See Statement of Data Qualifications

ANALYTICAL REPORT

Client: **TRC Companies. - Ann Arbor Office**
 Project: Tecumseh Products
 Client Sample ID: **MW-20d**
 Lab Sample ID: **1201103-16**
 Matrix: Water
 Unit: ug/L
 Dilution Factor: 1
 QC Batch: 1201253

Work Order: **1201103**
 Description: Laboratory Services
 Sampled: 01/09/12 13:15
 Sampled By: J. Jasso
 Received: 01/10/12 17:45
 Prepared: 01/13/12 By: LEW
 Analyzed: 01/13/12 By: LEW
 Analytical Batch: 2A16022

Volatile Organic Compounds by EPA Method 8260B (Continued)

CAS Number	Analyte	Analytical Result	RL
78-87-5	1,2-Dichloropropane	<1.0	1.0
10061-01-5	cis-1,3-Dichloropropene	<1.0	1.0
10061-02-6	trans-1,3-Dichloropropene	<1.0	1.0
100-41-4	Ethylbenzene	<1.0	1.0
60-29-7	Ethyl Ether	<5.0	5.0
591-78-6	2-Hexanone	<5.0	5.0
74-88-4	Iodomethane	<1.0	1.0
98-82-8	Isopropylbenzene	<1.0	1.0
99-87-6	4-Isopropyltoluene	<5.0	5.0
1634-04-4	Methyl tert-Butyl Ether	<5.0	5.0
75-09-2	Methylene Chloride	<5.0	5.0
78-93-3	2-Butanone (MEK)	<5.0	5.0
91-57-6	2-Methylnaphthalene	<5.0	5.0
108-10-1	4-Methyl-2-pentanone (MIBK)	<5.0	5.0
91-20-3	Naphthalene	<5.0	5.0
103-65-1	n-Propylbenzene	<1.0	1.0
100-42-5	Styrene	<1.0	1.0
630-20-6	1,1,1,2-Tetrachloroethane	<1.0	1.0
79-34-5	1,1,2,2-Tetrachloroethane	<1.0	1.0
127-18-4	Tetrachloroethene	<1.0	1.0
109-99-9	Tetrahydrofuran	<5.0	5.0
108-88-3	Toluene	<1.0	1.0
87-61-6	1,2,3-Trichlorobenzene	<5.0	5.0
120-82-1	1,2,4-Trichlorobenzene	<5.0	5.0
71-55-6	1,1,1-Trichloroethane	<1.0	1.0
79-00-5	1,1,2-Trichloroethane	<1.0	1.0
79-01-6	Trichloroethene	<1.0	1.0
75-69-4	Trichlorofluoromethane	<1.0	1.0
96-18-4	1,2,3-Trichloropropane	<1.0	1.0
95-63-6	1,2,4-Trimethylbenzene	<1.0	1.0
108-67-8	1,3,5-Trimethylbenzene	<1.0	1.0

Continued on next page

ANALYTICAL REPORT

Client: **TRC Companies. - Ann Arbor Office**
 Project: Tecumseh Products
 Client Sample ID: **MW-20d**
 Lab Sample ID: **1201103-16**
 Matrix: Water
 Unit: ug/L
 Dilution Factor: 1
 QC Batch: 1201253

Work Order: **1201103**
 Description: Laboratory Services
 Sampled: 01/09/12 13:15
 Sampled By: J. Jasso
 Received: 01/10/12 17:45
 Prepared: 01/13/12 By: LEW
 Analyzed: 01/13/12 By: LEW
 Analytical Batch: 2A16022

Volatile Organic Compounds by EPA Method 8260B (Continued)

CAS Number	Analyte	Analytical Result	RL
75-01-4	Vinyl Chloride	6.0	1.0
179601-23-1	Xylene, Meta + Para	<2.0	2.0
95-47-6	Xylene, Ortho	<1.0	1.0
Surrogates:		% Recovery	Control Limits
	<i>Dibromofluoromethane</i>	104	85-118
	<i>1,2-Dichloroethane-d4</i>	101	87-122
	<i>Toluene-d8</i>	101	85-113
	<i>4-Bromofluorobenzene</i>	99	82-110

ANALYTICAL REPORT

Client: **TRC Companies. - Ann Arbor Office**
 Project: Tecumseh Products
 Client Sample ID: **MW-22**
 Lab Sample ID: **1201103-17**
 Matrix: Water
 Unit: ug/L
 Dilution Factor: 1
 QC Batch: 1201253

Work Order: **1201103**
 Description: Laboratory Services
 Sampled: 01/09/12 14:17
 Sampled By: J. Jasso
 Received: 01/10/12 17:45
 Prepared: 01/13/12 By: LEW
 Analyzed: 01/13/12 By: LEW
 Analytical Batch: 2A16022

Volatile Organic Compounds by EPA Method 8260B

CAS Number	Analyte	Analytical Result	RL
67-64-1	Acetone	<20	20
*107-13-1	Acrylonitrile	<2.0	2.0
71-43-2	Benzene	<1.0	1.0
108-86-1	Bromobenzene	<1.0	1.0
74-97-5	Bromochloromethane	<1.0	1.0
75-27-4	Bromodichloromethane	<1.0	1.0
75-25-2	Bromoform	<1.0	1.0
*74-83-9	Bromomethane	<5.0	5.0
104-51-8	n-Butylbenzene	<1.0	1.0
135-98-8	sec-Butylbenzene	<1.0	1.0
98-06-6	tert-Butylbenzene	<1.0	1.0
75-15-0	Carbon Disulfide	<1.0	1.0
56-23-5	Carbon Tetrachloride	<1.0	1.0
108-90-7	Chlorobenzene	<1.0	1.0
75-00-3	Chloroethane	<5.0	5.0
67-66-3	Chloroform	<1.0	1.0
74-87-3	Chloromethane	<5.0	5.0
96-12-8	1,2-Dibromo-3-chloropropane	<5.0	5.0
124-48-1	Dibromochloromethane	<1.0	1.0
106-93-4	1,2-Dibromoethane	<1.0	1.0
74-95-3	Dibromomethane	<1.0	1.0
110-57-6	trans-1,4-Dichloro-2-butene	<1.0	1.0
95-50-1	1,2-Dichlorobenzene	<1.0	1.0
541-73-1	1,3-Dichlorobenzene	<1.0	1.0
106-46-7	1,4-Dichlorobenzene	<1.0	1.0
75-71-8	Dichlorodifluoromethane	<5.0	5.0
75-34-3	1,1-Dichloroethane	<1.0	1.0
107-06-2	1,2-Dichloroethane	<1.0	1.0
75-35-4	1,1-Dichloroethene	<1.0	1.0
156-59-2	cis-1,2-Dichloroethene	<1.0	1.0
156-60-5	trans-1,2-Dichloroethene	<1.0	1.0

Continued on next page

*See Statement of Data Qualifications

ANALYTICAL REPORT

Client: **TRC Companies. - Ann Arbor Office**
 Project: Tecumseh Products
 Client Sample ID: **MW-22**
 Lab Sample ID: **1201103-17**
 Matrix: Water
 Unit: ug/L
 Dilution Factor: 1
 QC Batch: 1201253

Work Order: **1201103**
 Description: Laboratory Services
 Sampled: 01/09/12 14:17
 Sampled By: J. Jasso
 Received: 01/10/12 17:45
 Prepared: 01/13/12 By: LEW
 Analyzed: 01/13/12 By: LEW
 Analytical Batch: 2A16022

Volatile Organic Compounds by EPA Method 8260B (Continued)

CAS Number	Analyte	Analytical Result	RL
78-87-5	1,2-Dichloropropane	<1.0	1.0
10061-01-5	cis-1,3-Dichloropropene	<1.0	1.0
10061-02-6	trans-1,3-Dichloropropene	<1.0	1.0
100-41-4	Ethylbenzene	<1.0	1.0
60-29-7	Ethyl Ether	<5.0	5.0
591-78-6	2-Hexanone	<5.0	5.0
74-88-4	Iodomethane	<1.0	1.0
98-82-8	Isopropylbenzene	<1.0	1.0
99-87-6	4-Isopropyltoluene	<5.0	5.0
1634-04-4	Methyl tert-Butyl Ether	<5.0	5.0
75-09-2	Methylene Chloride	<5.0	5.0
78-93-3	2-Butanone (MEK)	<5.0	5.0
91-57-6	2-Methylnaphthalene	<5.0	5.0
108-10-1	4-Methyl-2-pentanone (MIBK)	<5.0	5.0
91-20-3	Naphthalene	<5.0	5.0
103-65-1	n-Propylbenzene	<1.0	1.0
100-42-5	Styrene	<1.0	1.0
630-20-6	1,1,1,2-Tetrachloroethane	<1.0	1.0
79-34-5	1,1,2,2-Tetrachloroethane	<1.0	1.0
127-18-4	Tetrachloroethene	<1.0	1.0
109-99-9	Tetrahydrofuran	<5.0	5.0
108-88-3	Toluene	<1.0	1.0
87-61-6	1,2,3-Trichlorobenzene	<5.0	5.0
120-82-1	1,2,4-Trichlorobenzene	<5.0	5.0
71-55-6	1,1,1-Trichloroethane	<1.0	1.0
79-00-5	1,1,2-Trichloroethane	<1.0	1.0
79-01-6	Trichloroethene	<1.0	1.0
75-69-4	Trichlorofluoromethane	<1.0	1.0
96-18-4	1,2,3-Trichloropropane	<1.0	1.0
95-63-6	1,2,4-Trimethylbenzene	<1.0	1.0
108-67-8	1,3,5-Trimethylbenzene	<1.0	1.0

Continued on next page

ANALYTICAL REPORT

Client: **TRC Companies. - Ann Arbor Office**
 Project: Tecumseh Products
 Client Sample ID: **MW-22**
 Lab Sample ID: **1201103-17**
 Matrix: Water
 Unit: ug/L
 Dilution Factor: 1
 QC Batch: 1201253

Work Order: **1201103**
 Description: Laboratory Services
 Sampled: 01/09/12 14:17
 Sampled By: J. Jasso
 Received: 01/10/12 17:45
 Prepared: 01/13/12 By: LEW
 Analyzed: 01/13/12 By: LEW
 Analytical Batch: 2A16022

Volatile Organic Compounds by EPA Method 8260B (Continued)

CAS Number	Analyte	Analytical Result	RL
75-01-4	Vinyl Chloride	8.4	1.0
179601-23-1	Xylene, Meta + Para	<2.0	2.0
95-47-6	Xylene, Ortho	<1.0	1.0
Surrogates:		% Recovery	Control Limits
	<i>Dibromofluoromethane</i>	<i>104</i>	<i>85-118</i>
	<i>1,2-Dichloroethane-d4</i>	<i>101</i>	<i>87-122</i>
	<i>Toluene-d8</i>	<i>100</i>	<i>85-113</i>
	<i>4-Bromofluorobenzene</i>	<i>100</i>	<i>82-110</i>

ANALYTICAL REPORT

Client: **TRC Companies. - Ann Arbor Office**
 Project: Tecumseh Products
 Client Sample ID: **MW-23**
 Lab Sample ID: **1201103-18**
 Matrix: Water
 Unit: ug/L
 Dilution Factor: 1
 QC Batch: 1201253

Work Order: **1201103**
 Description: Laboratory Services
 Sampled: 01/09/12 15:16
 Sampled By: J. Jasso
 Received: 01/10/12 17:45
 Prepared: 01/13/12 By: LEW
 Analyzed: 01/13/12 By: LEW
 Analytical Batch: 2A16022

Volatile Organic Compounds by EPA Method 8260B

CAS Number	Analyte	Analytical Result	RL
67-64-1	Acetone	<20	20
*107-13-1	Acrylonitrile	<2.0	2.0
71-43-2	Benzene	<1.0	1.0
108-86-1	Bromobenzene	<1.0	1.0
74-97-5	Bromochloromethane	<1.0	1.0
75-27-4	Bromodichloromethane	<1.0	1.0
75-25-2	Bromoform	<1.0	1.0
*74-83-9	Bromomethane	<5.0	5.0
104-51-8	n-Butylbenzene	<1.0	1.0
135-98-8	sec-Butylbenzene	<1.0	1.0
98-06-6	tert-Butylbenzene	<1.0	1.0
75-15-0	Carbon Disulfide	<1.0	1.0
56-23-5	Carbon Tetrachloride	<1.0	1.0
108-90-7	Chlorobenzene	<1.0	1.0
75-00-3	Chloroethane	<5.0	5.0
67-66-3	Chloroform	<1.0	1.0
74-87-3	Chloromethane	<5.0	5.0
96-12-8	1,2-Dibromo-3-chloropropane	<5.0	5.0
124-48-1	Dibromochloromethane	<1.0	1.0
106-93-4	1,2-Dibromoethane	<1.0	1.0
74-95-3	Dibromomethane	<1.0	1.0
110-57-6	trans-1,4-Dichloro-2-butene	<1.0	1.0
95-50-1	1,2-Dichlorobenzene	<1.0	1.0
541-73-1	1,3-Dichlorobenzene	<1.0	1.0
106-46-7	1,4-Dichlorobenzene	<1.0	1.0
75-71-8	Dichlorodifluoromethane	<5.0	5.0
75-34-3	1,1-Dichloroethane	<1.0	1.0
107-06-2	1,2-Dichloroethane	<1.0	1.0
75-35-4	1,1-Dichloroethene	<1.0	1.0
156-59-2	cis-1,2-Dichloroethene	<1.0	1.0
156-60-5	trans-1,2-Dichloroethene	<1.0	1.0

Continued on next page

*See Statement of Data Qualifications

ANALYTICAL REPORT

Client: **TRC Companies. - Ann Arbor Office**
 Project: Tecumseh Products
 Client Sample ID: **MW-23**
 Lab Sample ID: **1201103-18**
 Matrix: Water
 Unit: ug/L
 Dilution Factor: 1
 QC Batch: 1201253

Work Order: **1201103**
 Description: Laboratory Services
 Sampled: 01/09/12 15:16
 Sampled By: J. Jasso
 Received: 01/10/12 17:45
 Prepared: 01/13/12 By: LEW
 Analyzed: 01/13/12 By: LEW
 Analytical Batch: 2A16022

Volatile Organic Compounds by EPA Method 8260B (Continued)

CAS Number	Analyte	Analytical Result	RL
78-87-5	1,2-Dichloropropane	<1.0	1.0
10061-01-5	cis-1,3-Dichloropropene	<1.0	1.0
10061-02-6	trans-1,3-Dichloropropene	<1.0	1.0
100-41-4	Ethylbenzene	<1.0	1.0
60-29-7	Ethyl Ether	<5.0	5.0
591-78-6	2-Hexanone	<5.0	5.0
74-88-4	Iodomethane	<1.0	1.0
98-82-8	Isopropylbenzene	<1.0	1.0
99-87-6	4-Isopropyltoluene	<5.0	5.0
1634-04-4	Methyl tert-Butyl Ether	<5.0	5.0
75-09-2	Methylene Chloride	<5.0	5.0
78-93-3	2-Butanone (MEK)	<5.0	5.0
91-57-6	2-Methylnaphthalene	<5.0	5.0
108-10-1	4-Methyl-2-pentanone (MIBK)	<5.0	5.0
91-20-3	Naphthalene	<5.0	5.0
103-65-1	n-Propylbenzene	<1.0	1.0
100-42-5	Styrene	<1.0	1.0
630-20-6	1,1,1,2-Tetrachloroethane	<1.0	1.0
79-34-5	1,1,2,2-Tetrachloroethane	<1.0	1.0
127-18-4	Tetrachloroethene	<1.0	1.0
109-99-9	Tetrahydrofuran	<5.0	5.0
108-88-3	Toluene	<1.0	1.0
87-61-6	1,2,3-Trichlorobenzene	<5.0	5.0
120-82-1	1,2,4-Trichlorobenzene	<5.0	5.0
71-55-6	1,1,1-Trichloroethane	<1.0	1.0
79-00-5	1,1,2-Trichloroethane	<1.0	1.0
79-01-6	Trichloroethene	<1.0	1.0
75-69-4	Trichlorofluoromethane	<1.0	1.0
96-18-4	1,2,3-Trichloropropane	<1.0	1.0
95-63-6	1,2,4-Trimethylbenzene	<1.0	1.0
108-67-8	1,3,5-Trimethylbenzene	<1.0	1.0

Continued on next page

ANALYTICAL REPORT

Client: **TRC Companies. - Ann Arbor Office**
 Project: Tecumseh Products
 Client Sample ID: **MW-23**
 Lab Sample ID: **1201103-18**
 Matrix: Water
 Unit: ug/L
 Dilution Factor: 1
 QC Batch: 1201253

Work Order: **1201103**
 Description: Laboratory Services
 Sampled: 01/09/12 15:16
 Sampled By: J. Jasso
 Received: 01/10/12 17:45
 Prepared: 01/13/12 By: LEW
 Analyzed: 01/13/12 By: LEW
 Analytical Batch: 2A16022

Volatile Organic Compounds by EPA Method 8260B (Continued)

CAS Number	Analyte	Analytical Result	RL
75-01-4	Vinyl Chloride	48	1.0
179601-23-1	Xylene, Meta + Para	<2.0	2.0
95-47-6	Xylene, Ortho	<1.0	1.0
Surrogates:		% Recovery	Control Limits
	<i>Dibromofluoromethane</i>	<i>105</i>	<i>85-118</i>
	<i>1,2-Dichloroethane-d4</i>	<i>101</i>	<i>87-122</i>
	<i>Toluene-d8</i>	<i>101</i>	<i>85-113</i>
	<i>4-Bromofluorobenzene</i>	<i>98</i>	<i>82-110</i>

ANALYTICAL REPORT

Client: **TRC Companies. - Ann Arbor Office**
 Project: Tecumseh Products
 Client Sample ID: **MW-33s**
 Lab Sample ID: **1201103-19**
 Matrix: Water
 Unit: ug/L
 Dilution Factor: 1
 QC Batch: 1201315

Work Order: **1201103**
 Description: Laboratory Services
 Sampled: 01/09/12 16:26
 Sampled By: J. Jasso
 Received: 01/10/12 17:45
 Prepared: 01/16/12 By: LEW
 Analyzed: 01/16/12 By: LEW
 Analytical Batch: 2A17047

*Volatile Organic Compounds by EPA Method 8260B

CAS Number	Analyte	Analytical Result	RL
67-64-1	Acetone	<20	20
*107-13-1	Acrylonitrile	<2.0	2.0
71-43-2	Benzene	<1.0	1.0
108-86-1	Bromobenzene	<1.0	1.0
74-97-5	Bromochloromethane	<1.0	1.0
75-27-4	Bromodichloromethane	<1.0	1.0
75-25-2	Bromoform	<1.0	1.0
*74-83-9	Bromomethane	<5.0	5.0
104-51-8	n-Butylbenzene	<1.0	1.0
135-98-8	sec-Butylbenzene	<1.0	1.0
98-06-6	tert-Butylbenzene	<1.0	1.0
75-15-0	Carbon Disulfide	<1.0	1.0
56-23-5	Carbon Tetrachloride	<1.0	1.0
108-90-7	Chlorobenzene	<1.0	1.0
75-00-3	Chloroethane	8.9	5.0
67-66-3	Chloroform	<1.0	1.0
74-87-3	Chloromethane	<5.0	5.0
96-12-8	1,2-Dibromo-3-chloropropane	<5.0	5.0
124-48-1	Dibromochloromethane	<1.0	1.0
106-93-4	1,2-Dibromoethane	<1.0	1.0
74-95-3	Dibromomethane	<1.0	1.0
*110-57-6	trans-1,4-Dichloro-2-butene	<1.0	1.0
95-50-1	1,2-Dichlorobenzene	<1.0	1.0
541-73-1	1,3-Dichlorobenzene	<1.0	1.0
106-46-7	1,4-Dichlorobenzene	<1.0	1.0
75-71-8	Dichlorodifluoromethane	<5.0	5.0
75-34-3	1,1-Dichloroethane	15	1.0
107-06-2	1,2-Dichloroethane	<1.0	1.0
75-35-4	1,1-Dichloroethene	<1.0	1.0
156-59-2	cis-1,2-Dichloroethene	20	1.0
156-60-5	trans-1,2-Dichloroethene	1.0	1.0

Continued on next page

*See Statement of Data Qualifications

ANALYTICAL REPORT

Client: **TRC Companies. - Ann Arbor Office**
 Project: Tecumseh Products
 Client Sample ID: **MW-33s**
 Lab Sample ID: **1201103-19**
 Matrix: Water
 Unit: ug/L
 Dilution Factor: 1
 QC Batch: 1201315

Work Order: **1201103**
 Description: Laboratory Services
 Sampled: 01/09/12 16:26
 Sampled By: J. Jasso
 Received: 01/10/12 17:45
 Prepared: 01/16/12 By: LEW
 Analyzed: 01/16/12 By: LEW
 Analytical Batch: 2A17047

***Volatile Organic Compounds by EPA Method 8260B (Continued)**

CAS Number	Analyte	Analytical Result	RL
78-87-5	1,2-Dichloropropane	<1.0	1.0
10061-01-5	cis-1,3-Dichloropropene	<1.0	1.0
10061-02-6	trans-1,3-Dichloropropene	<1.0	1.0
100-41-4	Ethylbenzene	<1.0	1.0
60-29-7	Ethyl Ether	<5.0	5.0
591-78-6	2-Hexanone	<5.0	5.0
74-88-4	Iodomethane	<1.0	1.0
98-82-8	Isopropylbenzene	<1.0	1.0
99-87-6	4-Isopropyltoluene	<5.0	5.0
1634-04-4	Methyl tert-Butyl Ether	<5.0	5.0
75-09-2	Methylene Chloride	<5.0	5.0
78-93-3	2-Butanone (MEK)	<5.0	5.0
91-57-6	2-Methylnaphthalene	<5.0	5.0
108-10-1	4-Methyl-2-pentanone (MIBK)	<5.0	5.0
91-20-3	Naphthalene	<5.0	5.0
103-65-1	n-Propylbenzene	<1.0	1.0
100-42-5	Styrene	<1.0	1.0
630-20-6	1,1,1,2-Tetrachloroethane	<1.0	1.0
79-34-5	1,1,2,2-Tetrachloroethane	<1.0	1.0
127-18-4	Tetrachloroethene	<1.0	1.0
*109-99-9	Tetrahydrofuran	<5.0	5.0
108-88-3	Toluene	<1.0	1.0
87-61-6	1,2,3-Trichlorobenzene	<5.0	5.0
120-82-1	1,2,4-Trichlorobenzene	<5.0	5.0
71-55-6	1,1,1-Trichloroethane	1.3	1.0
79-00-5	1,1,2-Trichloroethane	<1.0	1.0
79-01-6	Trichloroethene	170	1.0
75-69-4	Trichlorofluoromethane	<1.0	1.0
96-18-4	1,2,3-Trichloropropane	<1.0	1.0
95-63-6	1,2,4-Trimethylbenzene	<1.0	1.0
108-67-8	1,3,5-Trimethylbenzene	<1.0	1.0

Continued on next page

*See Statement of Data Qualifications

ANALYTICAL REPORT

Client: **TRC Companies. - Ann Arbor Office**
 Project: Tecumseh Products
 Client Sample ID: **MW-33s**
 Lab Sample ID: **1201103-19**
 Matrix: Water
 Unit: ug/L
 Dilution Factor: 1
 QC Batch: 1201315

Work Order: **1201103**
 Description: Laboratory Services
 Sampled: 01/09/12 16:26
 Sampled By: J. Jasso
 Received: 01/10/12 17:45
 Prepared: 01/16/12 By: LEW
 Analyzed: 01/16/12 By: LEW
 Analytical Batch: 2A17047

***Volatile Organic Compounds by EPA Method 8260B (Continued)**

CAS Number	Analyte	Analytical Result	RL
75-01-4	Vinyl Chloride	51	1.0
179601-23-1	Xylene, Meta + Para	<2.0	2.0
95-47-6	Xylene, Ortho	<1.0	1.0

<i>Surrogates:</i>	<i>% Recovery</i>	<i>Control Limits</i>
<i>Dibromofluoromethane</i>	<i>109</i>	<i>85-118</i>
<i>1,2-Dichloroethane-d4</i>	<i>101</i>	<i>87-122</i>
<i>Toluene-d8</i>	<i>102</i>	<i>85-113</i>
<i>4-Bromofluorobenzene</i>	<i>100</i>	<i>82-110</i>

*See Statement of Data Qualifications

Page 115 of 172

ANALYTICAL REPORT

Client: **TRC Companies. - Ann Arbor Office**
 Project: Tecumseh Products
 Client Sample ID: **EB-02**
 Lab Sample ID: **1201103-20**
 Matrix: Water
 Unit: ug/L
 Dilution Factor: 1
 QC Batch: 1201253

Work Order: **1201103**
 Description: Laboratory Services
 Sampled: 01/09/12 16:45
 Sampled By: J. Jasso
 Received: 01/10/12 17:45
 Prepared: 01/13/12 By: LEW
 Analyzed: 01/13/12 By: LEW
 Analytical Batch: 2A16022

Volatile Organic Compounds by EPA Method 8260B

CAS Number	Analyte	Analytical Result	RL
67-64-1	Acetone	<20	20
*107-13-1	Acrylonitrile	<2.0	2.0
71-43-2	Benzene	<1.0	1.0
108-86-1	Bromobenzene	<1.0	1.0
74-97-5	Bromochloromethane	<1.0	1.0
75-27-4	Bromodichloromethane	<1.0	1.0
75-25-2	Bromoform	<1.0	1.0
*74-83-9	Bromomethane	<5.0	5.0
104-51-8	n-Butylbenzene	<1.0	1.0
135-98-8	sec-Butylbenzene	<1.0	1.0
98-06-6	tert-Butylbenzene	<1.0	1.0
75-15-0	Carbon Disulfide	<1.0	1.0
56-23-5	Carbon Tetrachloride	<1.0	1.0
108-90-7	Chlorobenzene	<1.0	1.0
75-00-3	Chloroethane	<5.0	5.0
67-66-3	Chloroform	<1.0	1.0
74-87-3	Chloromethane	<5.0	5.0
96-12-8	1,2-Dibromo-3-chloropropane	<5.0	5.0
124-48-1	Dibromochloromethane	<1.0	1.0
106-93-4	1,2-Dibromoethane	<1.0	1.0
74-95-3	Dibromomethane	<1.0	1.0
110-57-6	trans-1,4-Dichloro-2-butene	<1.0	1.0
95-50-1	1,2-Dichlorobenzene	<1.0	1.0
541-73-1	1,3-Dichlorobenzene	<1.0	1.0
106-46-7	1,4-Dichlorobenzene	<1.0	1.0
75-71-8	Dichlorodifluoromethane	<5.0	5.0
75-34-3	1,1-Dichloroethane	<1.0	1.0
107-06-2	1,2-Dichloroethane	<1.0	1.0
75-35-4	1,1-Dichloroethene	<1.0	1.0
156-59-2	cis-1,2-Dichloroethene	<1.0	1.0
156-60-5	trans-1,2-Dichloroethene	<1.0	1.0

Continued on next page

*See Statement of Data Qualifications

ANALYTICAL REPORT

Client: **TRC Companies. - Ann Arbor Office**
 Project: Tecumseh Products
 Client Sample ID: **EB-02**
 Lab Sample ID: **1201103-20**
 Matrix: Water
 Unit: ug/L
 Dilution Factor: 1
 QC Batch: 1201253

Work Order: **1201103**
 Description: Laboratory Services
 Sampled: 01/09/12 16:45
 Sampled By: J. Jasso
 Received: 01/10/12 17:45
 Prepared: 01/13/12 By: LEW
 Analyzed: 01/13/12 By: LEW
 Analytical Batch: 2A16022

Volatile Organic Compounds by EPA Method 8260B (Continued)

CAS Number	Analyte	Analytical Result	RL
78-87-5	1,2-Dichloropropane	<1.0	1.0
10061-01-5	cis-1,3-Dichloropropene	<1.0	1.0
10061-02-6	trans-1,3-Dichloropropene	<1.0	1.0
100-41-4	Ethylbenzene	<1.0	1.0
60-29-7	Ethyl Ether	<5.0	5.0
591-78-6	2-Hexanone	<5.0	5.0
74-88-4	Iodomethane	<1.0	1.0
98-82-8	Isopropylbenzene	<1.0	1.0
99-87-6	4-Isopropyltoluene	<5.0	5.0
1634-04-4	Methyl tert-Butyl Ether	<5.0	5.0
75-09-2	Methylene Chloride	<5.0	5.0
78-93-3	2-Butanone (MEK)	<5.0	5.0
91-57-6	2-Methylnaphthalene	<5.0	5.0
108-10-1	4-Methyl-2-pentanone (MIBK)	<5.0	5.0
91-20-3	Naphthalene	<5.0	5.0
103-65-1	n-Propylbenzene	<1.0	1.0
100-42-5	Styrene	<1.0	1.0
630-20-6	1,1,1,2-Tetrachloroethane	<1.0	1.0
79-34-5	1,1,2,2-Tetrachloroethane	<1.0	1.0
127-18-4	Tetrachloroethene	<1.0	1.0
109-99-9	Tetrahydrofuran	<5.0	5.0
108-88-3	Toluene	<1.0	1.0
87-61-6	1,2,3-Trichlorobenzene	<5.0	5.0
120-82-1	1,2,4-Trichlorobenzene	<5.0	5.0
71-55-6	1,1,1-Trichloroethane	<1.0	1.0
79-00-5	1,1,2-Trichloroethane	<1.0	1.0
79-01-6	Trichloroethene	<1.0	1.0
75-69-4	Trichlorofluoromethane	<1.0	1.0
96-18-4	1,2,3-Trichloropropane	<1.0	1.0
95-63-6	1,2,4-Trimethylbenzene	<1.0	1.0
108-67-8	1,3,5-Trimethylbenzene	<1.0	1.0

Continued on next page

ANALYTICAL REPORT

Client: **TRC Companies. - Ann Arbor Office**
 Project: Tecumseh Products
 Client Sample ID: **EB-02**
 Lab Sample ID: **1201103-20**
 Matrix: Water
 Unit: ug/L
 Dilution Factor: 1
 QC Batch: 1201253

Work Order: **1201103**
 Description: Laboratory Services
 Sampled: 01/09/12 16:45
 Sampled By: J. Jasso
 Received: 01/10/12 17:45
 Prepared: 01/13/12 By: LEW
 Analyzed: 01/13/12 By: LEW
 Analytical Batch: 2A16022

Volatile Organic Compounds by EPA Method 8260B (Continued)

CAS Number	Analyte	Analytical Result	RL
75-01-4	Vinyl Chloride	<1.0	1.0
179601-23-1	Xylene, Meta + Para	<2.0	2.0
95-47-6	Xylene, Ortho	<1.0	1.0
Surrogates:		% Recovery	Control Limits
	<i>Dibromofluoromethane</i>	<i>106</i>	<i>85-118</i>
	<i>1,2-Dichloroethane-d4</i>	<i>102</i>	<i>87-122</i>
	<i>Toluene-d8</i>	<i>102</i>	<i>85-113</i>
	<i>4-Bromofluorobenzene</i>	<i>99</i>	<i>82-110</i>

ANALYTICAL REPORT

Client: **TRC Companies. - Ann Arbor Office**
 Project: Tecumseh Products
 Client Sample ID: **MW-01s**
 Lab Sample ID: **1201103-21**
 Matrix: Water
 Unit: ug/L
 Dilution Factor: 20
 QC Batch: 1201253

Work Order: **1201103**
 Description: Laboratory Services
 Sampled: 01/09/12 17:15
 Sampled By: J. Jasso
 Received: 01/10/12 17:45
 Prepared: 01/13/12 By: LEW
 Analyzed: 01/13/12 By: LEW
 Analytical Batch: 2A16022

Volatile Organic Compounds by EPA Method 8260B

CAS Number	Analyte	Analytical Result	RL
67-64-1	Acetone	<400	400
*107-13-1	Acrylonitrile	<40	40
71-43-2	Benzene	<20	20
108-86-1	Bromobenzene	<20	20
74-97-5	Bromochloromethane	<20	20
75-27-4	Bromodichloromethane	<20	20
75-25-2	Bromoform	<20	20
*74-83-9	Bromomethane	<100	100
104-51-8	n-Butylbenzene	<20	20
135-98-8	sec-Butylbenzene	<20	20
98-06-6	tert-Butylbenzene	<20	20
75-15-0	Carbon Disulfide	<20	20
56-23-5	Carbon Tetrachloride	<20	20
108-90-7	Chlorobenzene	<20	20
75-00-3	Chloroethane	<100	100
67-66-3	Chloroform	<20	20
74-87-3	Chloromethane	<100	100
96-12-8	1,2-Dibromo-3-chloropropane	<100	100
124-48-1	Dibromochloromethane	<20	20
106-93-4	1,2-Dibromoethane	<20	20
74-95-3	Dibromomethane	<20	20
110-57-6	trans-1,4-Dichloro-2-butene	<20	20
95-50-1	1,2-Dichlorobenzene	<20	20
541-73-1	1,3-Dichlorobenzene	<20	20
106-46-7	1,4-Dichlorobenzene	<20	20
75-71-8	Dichlorodifluoromethane	<100	100
75-34-3	1,1-Dichloroethane	<20	20
107-06-2	1,2-Dichloroethane	<20	20
75-35-4	1,1-Dichloroethene	<20	20
156-59-2	cis-1,2-Dichloroethene	31	20
156-60-5	trans-1,2-Dichloroethene	<20	20

Continued on next page

*See Statement of Data Qualifications

ANALYTICAL REPORT

Client: **TRC Companies. - Ann Arbor Office**
 Project: Tecumseh Products
 Client Sample ID: **MW-01s**
 Lab Sample ID: **1201103-21**
 Matrix: Water
 Unit: ug/L
 Dilution Factor: 20
 QC Batch: 1201253

Work Order: **1201103**
 Description: Laboratory Services
 Sampled: 01/09/12 17:15
 Sampled By: J. Jasso
 Received: 01/10/12 17:45
 Prepared: 01/13/12 By: LEW
 Analyzed: 01/13/12 By: LEW
 Analytical Batch: 2A16022

Volatile Organic Compounds by EPA Method 8260B (Continued)

CAS Number	Analyte	Analytical Result	RL
78-87-5	1,2-Dichloropropane	<20	20
10061-01-5	cis-1,3-Dichloropropene	<20	20
10061-02-6	trans-1,3-Dichloropropene	<20	20
100-41-4	Ethylbenzene	<20	20
60-29-7	Ethyl Ether	<100	100
591-78-6	2-Hexanone	<100	100
74-88-4	Iodomethane	<20	20
98-82-8	Isopropylbenzene	<20	20
99-87-6	4-Isopropyltoluene	<100	100
1634-04-4	Methyl tert-Butyl Ether	<100	100
75-09-2	Methylene Chloride	<100	100
78-93-3	2-Butanone (MEK)	<100	100
91-57-6	2-Methylnaphthalene	<100	100
108-10-1	4-Methyl-2-pentanone (MIBK)	<100	100
91-20-3	Naphthalene	<100	100
103-65-1	n-Propylbenzene	<20	20
100-42-5	Styrene	<20	20
630-20-6	1,1,1,2-Tetrachloroethane	<20	20
79-34-5	1,1,2,2-Tetrachloroethane	<20	20
127-18-4	Tetrachloroethene	<20	20
109-99-9	Tetrahydrofuran	<100	100
108-88-3	Toluene	<20	20
87-61-6	1,2,3-Trichlorobenzene	<100	100
120-82-1	1,2,4-Trichlorobenzene	<100	100
71-55-6	1,1,1-Trichloroethane	530	20
79-00-5	1,1,2-Trichloroethane	<20	20
79-01-6	Trichloroethene	2000	20
75-69-4	Trichlorofluoromethane	<20	20
96-18-4	1,2,3-Trichloropropane	<20	20
95-63-6	1,2,4-Trimethylbenzene	<20	20
108-67-8	1,3,5-Trimethylbenzene	<20	20

Continued on next page

ANALYTICAL REPORT

Client: **TRC Companies. - Ann Arbor Office**
 Project: Tecumseh Products
 Client Sample ID: **MW-01s**
 Lab Sample ID: **1201103-21**
 Matrix: Water
 Unit: ug/L
 Dilution Factor: 20
 QC Batch: 1201253

Work Order: **1201103**
 Description: Laboratory Services
 Sampled: 01/09/12 17:15
 Sampled By: J. Jasso
 Received: 01/10/12 17:45
 Prepared: 01/13/12 By: LEW
 Analyzed: 01/13/12 By: LEW
 Analytical Batch: 2A16022

Volatile Organic Compounds by EPA Method 8260B (Continued)

CAS Number	Analyte	Analytical Result	RL
75-01-4	Vinyl Chloride	<20	20
179601-23-1	Xylene, Meta + Para	<40	40
95-47-6	Xylene, Ortho	<20	20
Surrogates:		% Recovery	Control Limits
	<i>Dibromofluoromethane</i>	<i>104</i>	<i>85-118</i>
	<i>1,2-Dichloroethane-d4</i>	<i>100</i>	<i>87-122</i>
	<i>Toluene-d8</i>	<i>100</i>	<i>85-113</i>
	<i>4-Bromofluorobenzene</i>	<i>99</i>	<i>82-110</i>

ANALYTICAL REPORT

Client: **TRC Companies. - Ann Arbor Office**
 Project: Tecumseh Products
 Client Sample ID: **TB-03**
 Lab Sample ID: **1201103-22**
 Matrix: Water
 Unit: ug/L
 Dilution Factor: 1
 QC Batch: 1201253

Work Order: **1201103**
 Description: Laboratory Services
 Sampled: 01/10/12 00:00
 Sampled By: TML
 Received: 01/10/12 17:45
 Prepared: 01/13/12 By: LEW
 Analyzed: 01/13/12 By: LEW
 Analytical Batch: 2A16022

Volatile Organic Compounds by EPA Method 8260B

CAS Number	Analyte	Analytical Result	RL
67-64-1	Acetone	<20	20
*107-13-1	Acrylonitrile	<2.0	2.0
71-43-2	Benzene	<1.0	1.0
108-86-1	Bromobenzene	<1.0	1.0
74-97-5	Bromochloromethane	<1.0	1.0
75-27-4	Bromodichloromethane	<1.0	1.0
75-25-2	Bromoform	<1.0	1.0
*74-83-9	Bromomethane	<5.0	5.0
104-51-8	n-Butylbenzene	<1.0	1.0
135-98-8	sec-Butylbenzene	<1.0	1.0
98-06-6	tert-Butylbenzene	<1.0	1.0
75-15-0	Carbon Disulfide	<1.0	1.0
56-23-5	Carbon Tetrachloride	<1.0	1.0
108-90-7	Chlorobenzene	<1.0	1.0
75-00-3	Chloroethane	<5.0	5.0
67-66-3	Chloroform	<1.0	1.0
74-87-3	Chloromethane	<5.0	5.0
96-12-8	1,2-Dibromo-3-chloropropane	<5.0	5.0
124-48-1	Dibromochloromethane	<1.0	1.0
106-93-4	1,2-Dibromoethane	<1.0	1.0
74-95-3	Dibromomethane	<1.0	1.0
110-57-6	trans-1,4-Dichloro-2-butene	<1.0	1.0
95-50-1	1,2-Dichlorobenzene	<1.0	1.0
541-73-1	1,3-Dichlorobenzene	<1.0	1.0
106-46-7	1,4-Dichlorobenzene	<1.0	1.0
75-71-8	Dichlorodifluoromethane	<5.0	5.0
75-34-3	1,1-Dichloroethane	<1.0	1.0
107-06-2	1,2-Dichloroethane	<1.0	1.0
75-35-4	1,1-Dichloroethene	<1.0	1.0
156-59-2	cis-1,2-Dichloroethene	<1.0	1.0
156-60-5	trans-1,2-Dichloroethene	<1.0	1.0

Continued on next page

*See Statement of Data Qualifications

ANALYTICAL REPORT

Client: **TRC Companies. - Ann Arbor Office**
 Project: Tecumseh Products
 Client Sample ID: **TB-03**
 Lab Sample ID: **1201103-22**
 Matrix: Water
 Unit: ug/L
 Dilution Factor: 1
 QC Batch: 1201253

Work Order: **1201103**
 Description: Laboratory Services
 Sampled: 01/10/12 00:00
 Sampled By: TML
 Received: 01/10/12 17:45
 Prepared: 01/13/12 By: LEW
 Analyzed: 01/13/12 By: LEW
 Analytical Batch: 2A16022

Volatile Organic Compounds by EPA Method 8260B (Continued)

CAS Number	Analyte	Analytical Result	RL
78-87-5	1,2-Dichloropropane	<1.0	1.0
10061-01-5	cis-1,3-Dichloropropene	<1.0	1.0
10061-02-6	trans-1,3-Dichloropropene	<1.0	1.0
100-41-4	Ethylbenzene	<1.0	1.0
60-29-7	Ethyl Ether	<5.0	5.0
591-78-6	2-Hexanone	<5.0	5.0
74-88-4	Iodomethane	<1.0	1.0
98-82-8	Isopropylbenzene	<1.0	1.0
99-87-6	4-Isopropyltoluene	<5.0	5.0
1634-04-4	Methyl tert-Butyl Ether	<5.0	5.0
75-09-2	Methylene Chloride	<5.0	5.0
78-93-3	2-Butanone (MEK)	<5.0	5.0
91-57-6	2-Methylnaphthalene	<5.0	5.0
108-10-1	4-Methyl-2-pentanone (MIBK)	<5.0	5.0
91-20-3	Naphthalene	<5.0	5.0
103-65-1	n-Propylbenzene	<1.0	1.0
100-42-5	Styrene	<1.0	1.0
630-20-6	1,1,1,2-Tetrachloroethane	<1.0	1.0
79-34-5	1,1,2,2-Tetrachloroethane	<1.0	1.0
127-18-4	Tetrachloroethene	<1.0	1.0
109-99-9	Tetrahydrofuran	<5.0	5.0
108-88-3	Toluene	<1.0	1.0
87-61-6	1,2,3-Trichlorobenzene	<5.0	5.0
120-82-1	1,2,4-Trichlorobenzene	<5.0	5.0
71-55-6	1,1,1-Trichloroethane	<1.0	1.0
79-00-5	1,1,2-Trichloroethane	<1.0	1.0
79-01-6	Trichloroethene	<1.0	1.0
75-69-4	Trichlorofluoromethane	<1.0	1.0
96-18-4	1,2,3-Trichloropropane	<1.0	1.0
95-63-6	1,2,4-Trimethylbenzene	<1.0	1.0
108-67-8	1,3,5-Trimethylbenzene	<1.0	1.0

Continued on next page

ANALYTICAL REPORT

Client: **TRC Companies. - Ann Arbor Office**
 Project: Tecumseh Products
 Client Sample ID: **TB-03**
 Lab Sample ID: **1201103-22**
 Matrix: Water
 Unit: ug/L
 Dilution Factor: 1
 QC Batch: 1201253

Work Order: **1201103**
 Description: Laboratory Services
 Sampled: 01/10/12 00:00
 Sampled By: TML
 Received: 01/10/12 17:45
 Prepared: 01/13/12 By: LEW
 Analyzed: 01/13/12 By: LEW
 Analytical Batch: 2A16022

Volatile Organic Compounds by EPA Method 8260B (Continued)

CAS Number	Analyte	Analytical Result	RL
75-01-4	Vinyl Chloride	<1.0	1.0
179601-23-1	Xylene, Meta + Para	<2.0	2.0
95-47-6	Xylene, Ortho	<1.0	1.0
Surrogates:		% Recovery	Control Limits
	<i>Dibromofluoromethane</i>	<i>105</i>	<i>85-118</i>
	<i>1,2-Dichloroethane-d4</i>	<i>103</i>	<i>87-122</i>
	<i>Toluene-d8</i>	<i>101</i>	<i>85-113</i>
	<i>4-Bromofluorobenzene</i>	<i>100</i>	<i>82-110</i>

ANALYTICAL REPORT

Client: **TRC Companies. - Ann Arbor Office**
 Project: Tecumseh Products
 Client Sample ID: **MW-02s**
 Lab Sample ID: **1201103-23**
 Matrix: Water
 Unit: ug/L
 Dilution Factor: 2
 QC Batch: 1201253

Work Order: **1201103**
 Description: Laboratory Services
 Sampled: 01/10/12 08:02
 Sampled By: J. Jasso
 Received: 01/10/12 17:45
 Prepared: 01/13/12 By: LEW
 Analyzed: 01/13/12 By: LEW
 Analytical Batch: 2A16022

Volatile Organic Compounds by EPA Method 8260B

CAS Number	Analyte	Analytical Result	RL
67-64-1	Acetone	<40	40
*107-13-1	Acrylonitrile	<4.0	4.0
71-43-2	Benzene	<2.0	2.0
108-86-1	Bromobenzene	<2.0	2.0
74-97-5	Bromochloromethane	<2.0	2.0
75-27-4	Bromodichloromethane	<2.0	2.0
75-25-2	Bromoform	<2.0	2.0
*74-83-9	Bromomethane	<10	10
104-51-8	n-Butylbenzene	<2.0	2.0
135-98-8	sec-Butylbenzene	<2.0	2.0
98-06-6	tert-Butylbenzene	<2.0	2.0
75-15-0	Carbon Disulfide	<2.0	2.0
56-23-5	Carbon Tetrachloride	<2.0	2.0
108-90-7	Chlorobenzene	<2.0	2.0
75-00-3	Chloroethane	<10	10
67-66-3	Chloroform	<2.0	2.0
74-87-3	Chloromethane	<10	10
96-12-8	1,2-Dibromo-3-chloropropane	<10	10
124-48-1	Dibromochloromethane	<2.0	2.0
106-93-4	1,2-Dibromoethane	<2.0	2.0
74-95-3	Dibromomethane	<2.0	2.0
110-57-6	trans-1,4-Dichloro-2-butene	<2.0	2.0
95-50-1	1,2-Dichlorobenzene	<2.0	2.0
541-73-1	1,3-Dichlorobenzene	<2.0	2.0
106-46-7	1,4-Dichlorobenzene	<2.0	2.0
75-71-8	Dichlorodifluoromethane	<10	10
75-34-3	1,1-Dichloroethane	<2.0	2.0
107-06-2	1,2-Dichloroethane	<2.0	2.0
75-35-4	1,1-Dichloroethene	<2.0	2.0
156-59-2	cis-1,2-Dichloroethene	<2.0	2.0
156-60-5	trans-1,2-Dichloroethene	<2.0	2.0

Continued on next page

*See Statement of Data Qualifications

ANALYTICAL REPORT

Client: **TRC Companies. - Ann Arbor Office**
 Project: Tecumseh Products
 Client Sample ID: **MW-02s**
 Lab Sample ID: **1201103-23**
 Matrix: Water
 Unit: ug/L
 Dilution Factor: 2
 QC Batch: 1201253

Work Order: **1201103**
 Description: Laboratory Services
 Sampled: 01/10/12 08:02
 Sampled By: J. Jasso
 Received: 01/10/12 17:45
 Prepared: 01/13/12 By: LEW
 Analyzed: 01/13/12 By: LEW
 Analytical Batch: 2A16022

Volatile Organic Compounds by EPA Method 8260B (Continued)

CAS Number	Analyte	Analytical Result	RL
78-87-5	1,2-Dichloropropane	<2.0	2.0
10061-01-5	cis-1,3-Dichloropropene	<2.0	2.0
10061-02-6	trans-1,3-Dichloropropene	<2.0	2.0
100-41-4	Ethylbenzene	<2.0	2.0
60-29-7	Ethyl Ether	<10	10
591-78-6	2-Hexanone	<10	10
74-88-4	Iodomethane	<2.0	2.0
98-82-8	Isopropylbenzene	<2.0	2.0
99-87-6	4-Isopropyltoluene	<10	10
1634-04-4	Methyl tert-Butyl Ether	<10	10
75-09-2	Methylene Chloride	<10	10
78-93-3	2-Butanone (MEK)	<10	10
91-57-6	2-Methylnaphthalene	<10	10
108-10-1	4-Methyl-2-pentanone (MIBK)	<10	10
91-20-3	Naphthalene	<10	10
103-65-1	n-Propylbenzene	<2.0	2.0
100-42-5	Styrene	<2.0	2.0
630-20-6	1,1,1,2-Tetrachloroethane	<2.0	2.0
79-34-5	1,1,2,2-Tetrachloroethane	<2.0	2.0
127-18-4	Tetrachloroethene	2.8	2.0
109-99-9	Tetrahydrofuran	<10	10
108-88-3	Toluene	<2.0	2.0
87-61-6	1,2,3-Trichlorobenzene	<10	10
120-82-1	1,2,4-Trichlorobenzene	<10	10
71-55-6	1,1,1-Trichloroethane	2.5	2.0
79-00-5	1,1,2-Trichloroethane	<2.0	2.0
79-01-6	Trichloroethene	190	2.0
75-69-4	Trichlorofluoromethane	<2.0	2.0
96-18-4	1,2,3-Trichloropropane	<2.0	2.0
95-63-6	1,2,4-Trimethylbenzene	<2.0	2.0
108-67-8	1,3,5-Trimethylbenzene	<2.0	2.0

Continued on next page

ANALYTICAL REPORT

Client: **TRC Companies. - Ann Arbor Office**
 Project: Tecumseh Products
 Client Sample ID: **MW-02s**
 Lab Sample ID: **1201103-23**
 Matrix: Water
 Unit: ug/L
 Dilution Factor: 2
 QC Batch: 1201253

Work Order: **1201103**
 Description: Laboratory Services
 Sampled: 01/10/12 08:02
 Sampled By: J. Jasso
 Received: 01/10/12 17:45
 Prepared: 01/13/12 By: LEW
 Analyzed: 01/13/12 By: LEW
 Analytical Batch: 2A16022

Volatile Organic Compounds by EPA Method 8260B (Continued)

CAS Number	Analyte	Analytical Result	RL
75-01-4	Vinyl Chloride	<2.0	2.0
179601-23-1	Xylene, Meta + Para	<4.0	4.0
95-47-6	Xylene, Ortho	<2.0	2.0
Surrogates:		% Recovery	Control Limits
	<i>Dibromofluoromethane</i>	<i>104</i>	<i>85-118</i>
	<i>1,2-Dichloroethane-d4</i>	<i>101</i>	<i>87-122</i>
	<i>Toluene-d8</i>	<i>101</i>	<i>85-113</i>
	<i>4-Bromofluorobenzene</i>	<i>100</i>	<i>82-110</i>

ANALYTICAL REPORT

Client: **TRC Companies. - Ann Arbor Office**
 Project: Tecumseh Products
 Client Sample ID: **MW-03s**
 Lab Sample ID: **1201103-24**
 Matrix: Water
 Unit: ug/L
 Dilution Factor: 10
 QC Batch: 1201315

Work Order: **1201103**
 Description: Laboratory Services
 Sampled: 01/10/12 08:45
 Sampled By: J. Jasso
 Received: 01/10/12 17:45
 Prepared: 01/16/12 By: LEW
 Analyzed: 01/16/12 By: LEW
 Analytical Batch: 2A17047

Volatile Organic Compounds by EPA Method 8260B

CAS Number	Analyte	Analytical Result	RL
67-64-1	Acetone	<200	200
*107-13-1	Acrylonitrile	<20	20
71-43-2	Benzene	<10	10
108-86-1	Bromobenzene	<10	10
74-97-5	Bromochloromethane	<10	10
75-27-4	Bromodichloromethane	<10	10
75-25-2	Bromoform	<10	10
*74-83-9	Bromomethane	<50	50
104-51-8	n-Butylbenzene	<10	10
135-98-8	sec-Butylbenzene	<10	10
98-06-6	tert-Butylbenzene	<10	10
75-15-0	Carbon Disulfide	<10	10
56-23-5	Carbon Tetrachloride	<10	10
108-90-7	Chlorobenzene	<10	10
75-00-3	Chloroethane	<50	50
67-66-3	Chloroform	<10	10
74-87-3	Chloromethane	<50	50
96-12-8	1,2-Dibromo-3-chloropropane	<50	50
124-48-1	Dibromochloromethane	<10	10
106-93-4	1,2-Dibromoethane	<10	10
74-95-3	Dibromomethane	<10	10
*110-57-6	trans-1,4-Dichloro-2-butene	<10	10
95-50-1	1,2-Dichlorobenzene	<10	10
541-73-1	1,3-Dichlorobenzene	<10	10
106-46-7	1,4-Dichlorobenzene	<10	10
75-71-8	Dichlorodifluoromethane	<50	50
75-34-3	1,1-Dichloroethane	22	10
107-06-2	1,2-Dichloroethane	<10	10
75-35-4	1,1-Dichloroethene	<10	10
156-59-2	cis-1,2-Dichloroethene	1300	10
156-60-5	trans-1,2-Dichloroethene	81	10

Continued on next page

*See Statement of Data Qualifications

ANALYTICAL REPORT

Client: **TRC Companies. - Ann Arbor Office**
 Project: Tecumseh Products
 Client Sample ID: **MW-03s**
 Lab Sample ID: **1201103-24**
 Matrix: Water
 Unit: ug/L
 Dilution Factor: 10
 QC Batch: 1201315

Work Order: **1201103**
 Description: Laboratory Services
 Sampled: 01/10/12 08:45
 Sampled By: J. Jasso
 Received: 01/10/12 17:45
 Prepared: 01/16/12 By: LEW
 Analyzed: 01/16/12 By: LEW
 Analytical Batch: 2A17047

Volatile Organic Compounds by EPA Method 8260B (Continued)

CAS Number	Analyte	Analytical Result	RL
78-87-5	1,2-Dichloropropane	<10	10
10061-01-5	cis-1,3-Dichloropropene	<10	10
10061-02-6	trans-1,3-Dichloropropene	<10	10
100-41-4	Ethylbenzene	<10	10
60-29-7	Ethyl Ether	<50	50
591-78-6	2-Hexanone	<50	50
74-88-4	Iodomethane	<10	10
98-82-8	Isopropylbenzene	<10	10
99-87-6	4-Isopropyltoluene	<50	50
1634-04-4	Methyl tert-Butyl Ether	<50	50
75-09-2	Methylene Chloride	<50	50
78-93-3	2-Butanone (MEK)	<50	50
91-57-6	2-Methylnaphthalene	<50	50
108-10-1	4-Methyl-2-pentanone (MIBK)	<50	50
91-20-3	Naphthalene	<50	50
103-65-1	n-Propylbenzene	<10	10
100-42-5	Styrene	<10	10
630-20-6	1,1,1,2-Tetrachloroethane	<10	10
79-34-5	1,1,2,2-Tetrachloroethane	<10	10
127-18-4	Tetrachloroethene	<10	10
*109-99-9	Tetrahydrofuran	<50	50
108-88-3	Toluene	<10	10
87-61-6	1,2,3-Trichlorobenzene	<50	50
120-82-1	1,2,4-Trichlorobenzene	<50	50
71-55-6	1,1,1-Trichloroethane	<10	10
79-00-5	1,1,2-Trichloroethane	<10	10
79-01-6	Trichloroethene	<10	10
75-69-4	Trichlorofluoromethane	<10	10
96-18-4	1,2,3-Trichloropropane	<10	10
95-63-6	1,2,4-Trimethylbenzene	<10	10
108-67-8	1,3,5-Trimethylbenzene	<10	10

Continued on next page

*See Statement of Data Qualifications

ANALYTICAL REPORT

Client: **TRC Companies. - Ann Arbor Office**
 Project: Tecumseh Products
 Client Sample ID: **MW-03s**
 Lab Sample ID: **1201103-24**
 Matrix: Water
 Unit: ug/L
 Dilution Factor: 10
 QC Batch: 1201315

Work Order: **1201103**
 Description: Laboratory Services
 Sampled: 01/10/12 08:45
 Sampled By: J. Jasso
 Received: 01/10/12 17:45
 Prepared: 01/16/12 By: LEW
 Analyzed: 01/16/12 By: LEW
 Analytical Batch: 2A17047

Volatile Organic Compounds by EPA Method 8260B (Continued)

CAS Number	Analyte	Analytical Result	RL
75-01-4	Vinyl Chloride	51	10
179601-23-1	Xylene, Meta + Para	<20	20
95-47-6	Xylene, Ortho	<10	10
Surrogates:		% Recovery	Control Limits
	<i>Dibromofluoromethane</i>	107	85-118
	<i>1,2-Dichloroethane-d4</i>	100	87-122
	<i>Toluene-d8</i>	102	85-113
	<i>4-Bromofluorobenzene</i>	101	82-110

ANALYTICAL REPORT

Client: **TRC Companies. - Ann Arbor Office**
 Project: Tecumseh Products
 Client Sample ID: **MW-04s**
 Lab Sample ID: **1201103-25**
 Matrix: Water
 Unit: ug/L
 Dilution Factor: 50
 QC Batch: 1201253

Work Order: **1201103**
 Description: Laboratory Services
 Sampled: 01/10/12 09:29
 Sampled By: J. Jasso
 Received: 01/10/12 17:45
 Prepared: 01/13/12 By: LEW
 Analyzed: 01/13/12 By: LEW
 Analytical Batch: 2A16022

Volatile Organic Compounds by EPA Method 8260B

CAS Number	Analyte	Analytical Result	RL
67-64-1	Acetone	<1000	1000
*107-13-1	Acrylonitrile	<100	100
71-43-2	Benzene	<50	50
108-86-1	Bromobenzene	<50	50
74-97-5	Bromochloromethane	<50	50
75-27-4	Bromodichloromethane	<50	50
75-25-2	Bromoform	<50	50
*74-83-9	Bromomethane	<250	250
104-51-8	n-Butylbenzene	<50	50
135-98-8	sec-Butylbenzene	<50	50
98-06-6	tert-Butylbenzene	<50	50
75-15-0	Carbon Disulfide	<50	50
56-23-5	Carbon Tetrachloride	<50	50
108-90-7	Chlorobenzene	<50	50
75-00-3	Chloroethane	<250	250
67-66-3	Chloroform	<50	50
74-87-3	Chloromethane	<250	250
96-12-8	1,2-Dibromo-3-chloropropane	<250	250
124-48-1	Dibromochloromethane	<50	50
106-93-4	1,2-Dibromoethane	<50	50
74-95-3	Dibromomethane	<50	50
110-57-6	trans-1,4-Dichloro-2-butene	<50	50
95-50-1	1,2-Dichlorobenzene	<50	50
541-73-1	1,3-Dichlorobenzene	<50	50
106-46-7	1,4-Dichlorobenzene	<50	50
75-71-8	Dichlorodifluoromethane	<250	250
75-34-3	1,1-Dichloroethane	<50	50
107-06-2	1,2-Dichloroethane	<50	50
75-35-4	1,1-Dichloroethene	<50	50
156-59-2	cis-1,2-Dichloroethene	1800	50
156-60-5	trans-1,2-Dichloroethene	72	50

Continued on next page

*See Statement of Data Qualifications

ANALYTICAL REPORT

Client: **TRC Companies. - Ann Arbor Office**
 Project: Tecumseh Products
 Client Sample ID: **MW-04s**
 Lab Sample ID: **1201103-25**
 Matrix: Water
 Unit: ug/L
 Dilution Factor: 50
 QC Batch: 1201253

Work Order: **1201103**
 Description: Laboratory Services
 Sampled: 01/10/12 09:29
 Sampled By: J. Jasso
 Received: 01/10/12 17:45
 Prepared: 01/13/12 By: LEW
 Analyzed: 01/13/12 By: LEW
 Analytical Batch: 2A16022

Volatile Organic Compounds by EPA Method 8260B (Continued)

CAS Number	Analyte	Analytical Result	RL
78-87-5	1,2-Dichloropropane	<50	50
10061-01-5	cis-1,3-Dichloropropene	<50	50
10061-02-6	trans-1,3-Dichloropropene	<50	50
100-41-4	Ethylbenzene	<50	50
60-29-7	Ethyl Ether	<250	250
591-78-6	2-Hexanone	<250	250
74-88-4	Iodomethane	<50	50
98-82-8	Isopropylbenzene	<50	50
99-87-6	4-Isopropyltoluene	<250	250
1634-04-4	Methyl tert-Butyl Ether	<250	250
75-09-2	Methylene Chloride	<250	250
78-93-3	2-Butanone (MEK)	<250	250
91-57-6	2-Methylnaphthalene	<250	250
108-10-1	4-Methyl-2-pentanone (MIBK)	<250	250
91-20-3	Naphthalene	<250	250
103-65-1	n-Propylbenzene	<50	50
100-42-5	Styrene	<50	50
630-20-6	1,1,1,2-Tetrachloroethane	<50	50
79-34-5	1,1,2,2-Tetrachloroethane	<50	50
127-18-4	Tetrachloroethene	<50	50
109-99-9	Tetrahydrofuran	<250	250
108-88-3	Toluene	<50	50
87-61-6	1,2,3-Trichlorobenzene	<250	250
120-82-1	1,2,4-Trichlorobenzene	<250	250
71-55-6	1,1,1-Trichloroethane	<50	50
79-00-5	1,1,2-Trichloroethane	<50	50
79-01-6	Trichloroethene	4800	50
75-69-4	Trichlorofluoromethane	<50	50
96-18-4	1,2,3-Trichloropropane	<50	50
95-63-6	1,2,4-Trimethylbenzene	<50	50
108-67-8	1,3,5-Trimethylbenzene	<50	50

Continued on next page

ANALYTICAL REPORT

Client: **TRC Companies. - Ann Arbor Office**
 Project: Tecumseh Products
 Client Sample ID: **MW-04s**
 Lab Sample ID: **1201103-25**
 Matrix: Water
 Unit: ug/L
 Dilution Factor: 50
 QC Batch: 1201253

Work Order: **1201103**
 Description: Laboratory Services
 Sampled: 01/10/12 09:29
 Sampled By: J. Jasso
 Received: 01/10/12 17:45
 Prepared: 01/13/12 By: LEW
 Analyzed: 01/13/12 By: LEW
 Analytical Batch: 2A16022

Volatile Organic Compounds by EPA Method 8260B (Continued)

CAS Number	Analyte	Analytical Result	RL
75-01-4	Vinyl Chloride	190	50
179601-23-1	Xylene, Meta + Para	<100	100
95-47-6	Xylene, Ortho	<50	50
Surrogates:		% Recovery	Control Limits
	<i>Dibromofluoromethane</i>	<i>105</i>	<i>85-118</i>
	<i>1,2-Dichloroethane-d4</i>	<i>100</i>	<i>87-122</i>
	<i>Toluene-d8</i>	<i>101</i>	<i>85-113</i>
	<i>4-Bromofluorobenzene</i>	<i>100</i>	<i>82-110</i>

ANALYTICAL REPORT

Client: **TRC Companies. - Ann Arbor Office**
 Project: Tecumseh Products
 Client Sample ID: **Dup-03**
 Lab Sample ID: **1201103-26**
 Matrix: Water
 Unit: ug/L
 Dilution Factor: 10
 QC Batch: 1201315

Work Order: **1201103**
 Description: Laboratory Services
 Sampled: 01/10/12 00:00
 Sampled By: J. Jasso
 Received: 01/10/12 17:45
 Prepared: 01/16/12 By: LEW
 Analyzed: 01/16/12 By: LEW
 Analytical Batch: 2A17047

Volatile Organic Compounds by EPA Method 8260B

CAS Number	Analyte	Analytical Result	RL
67-64-1	Acetone	<200	200
*107-13-1	Acrylonitrile	<20	20
71-43-2	Benzene	<10	10
108-86-1	Bromobenzene	<10	10
74-97-5	Bromochloromethane	<10	10
75-27-4	Bromodichloromethane	<10	10
75-25-2	Bromoform	<10	10
*74-83-9	Bromomethane	<50	50
104-51-8	n-Butylbenzene	<10	10
135-98-8	sec-Butylbenzene	<10	10
98-06-6	tert-Butylbenzene	<10	10
75-15-0	Carbon Disulfide	<10	10
56-23-5	Carbon Tetrachloride	<10	10
108-90-7	Chlorobenzene	<10	10
75-00-3	Chloroethane	<50	50
67-66-3	Chloroform	<10	10
74-87-3	Chloromethane	<50	50
96-12-8	1,2-Dibromo-3-chloropropane	<50	50
124-48-1	Dibromochloromethane	<10	10
106-93-4	1,2-Dibromoethane	<10	10
74-95-3	Dibromomethane	<10	10
*110-57-6	trans-1,4-Dichloro-2-butene	<10	10
95-50-1	1,2-Dichlorobenzene	<10	10
541-73-1	1,3-Dichlorobenzene	<10	10
106-46-7	1,4-Dichlorobenzene	<10	10
75-71-8	Dichlorodifluoromethane	<50	50
75-34-3	1,1-Dichloroethane	27	10
107-06-2	1,2-Dichloroethane	<10	10
75-35-4	1,1-Dichloroethene	<10	10
156-59-2	cis-1,2-Dichloroethene	85	10
156-60-5	trans-1,2-Dichloroethene	<10	10

Continued on next page

*See Statement of Data Qualifications

ANALYTICAL REPORT

Client: **TRC Companies. - Ann Arbor Office**
 Project: Tecumseh Products
 Client Sample ID: **Dup-03**
 Lab Sample ID: **1201103-26**
 Matrix: Water
 Unit: ug/L
 Dilution Factor: 10
 QC Batch: 1201315

Work Order: **1201103**
 Description: Laboratory Services
 Sampled: 01/10/12 00:00
 Sampled By: J. Jasso
 Received: 01/10/12 17:45
 Prepared: 01/16/12 By: LEW
 Analyzed: 01/16/12 By: LEW
 Analytical Batch: 2A17047

Volatile Organic Compounds by EPA Method 8260B (Continued)

CAS Number	Analyte	Analytical Result	RL
78-87-5	1,2-Dichloropropane	<10	10
10061-01-5	cis-1,3-Dichloropropene	<10	10
10061-02-6	trans-1,3-Dichloropropene	<10	10
100-41-4	Ethylbenzene	<10	10
60-29-7	Ethyl Ether	<50	50
591-78-6	2-Hexanone	<50	50
74-88-4	Iodomethane	<10	10
98-82-8	Isopropylbenzene	<10	10
99-87-6	4-Isopropyltoluene	<50	50
1634-04-4	Methyl tert-Butyl Ether	<50	50
75-09-2	Methylene Chloride	<50	50
78-93-3	2-Butanone (MEK)	<50	50
91-57-6	2-Methylnaphthalene	<50	50
108-10-1	4-Methyl-2-pentanone (MIBK)	<50	50
91-20-3	Naphthalene	<50	50
103-65-1	n-Propylbenzene	<10	10
100-42-5	Styrene	<10	10
630-20-6	1,1,1,2-Tetrachloroethane	<10	10
79-34-5	1,1,2,2-Tetrachloroethane	<10	10
127-18-4	Tetrachloroethene	<10	10
*109-99-9	Tetrahydrofuran	<50	50
108-88-3	Toluene	<10	10
87-61-6	1,2,3-Trichlorobenzene	<50	50
120-82-1	1,2,4-Trichlorobenzene	<50	50
71-55-6	1,1,1-Trichloroethane	66	10
79-00-5	1,1,2-Trichloroethane	<10	10
79-01-6	Trichloroethene	1000	10
75-69-4	Trichlorofluoromethane	<10	10
96-18-4	1,2,3-Trichloropropane	<10	10
95-63-6	1,2,4-Trimethylbenzene	<10	10
108-67-8	1,3,5-Trimethylbenzene	<10	10

Continued on next page

*See Statement of Data Qualifications

ANALYTICAL REPORT

Client: **TRC Companies. - Ann Arbor Office**
 Project: Tecumseh Products
 Client Sample ID: **Dup-03**
 Lab Sample ID: **1201103-26**
 Matrix: Water
 Unit: ug/L
 Dilution Factor: 10
 QC Batch: 1201315

Work Order: **1201103**
 Description: Laboratory Services
 Sampled: 01/10/12 00:00
 Sampled By: J. Jasso
 Received: 01/10/12 17:45
 Prepared: 01/16/12 By: LEW
 Analyzed: 01/16/12 By: LEW
 Analytical Batch: 2A17047

Volatile Organic Compounds by EPA Method 8260B (Continued)

CAS Number	Analyte	Analytical Result	RL
75-01-4	Vinyl Chloride	<10	10
179601-23-1	Xylene, Meta + Para	<20	20
95-47-6	Xylene, Ortho	<10	10
Surrogates:		% Recovery	Control Limits
	<i>Dibromofluoromethane</i>	108	85-118
	<i>1,2-Dichloroethane-d4</i>	102	87-122
	<i>Toluene-d8</i>	102	85-113
	<i>4-Bromofluorobenzene</i>	101	82-110

ANALYTICAL REPORT

Client: **TRC Companies. - Ann Arbor Office**
 Project: Tecumseh Products
 Client Sample ID: **MW-21**
 Lab Sample ID: **1201103-27**
 Matrix: Water
 Unit: ug/L
 Dilution Factor: 10
 QC Batch: 1201253

Work Order: **1201103**
 Description: Laboratory Services
 Sampled: 01/10/12 10:19
 Sampled By: J. Jasso
 Received: 01/10/12 17:45
 Prepared: 01/13/12 By: LEW
 Analyzed: 01/13/12 By: LEW
 Analytical Batch: 2A16022

Volatile Organic Compounds by EPA Method 8260B

CAS Number	Analyte	Analytical Result	RL
67-64-1	Acetone	<200	200
*107-13-1	Acrylonitrile	<20	20
71-43-2	Benzene	<10	10
108-86-1	Bromobenzene	<10	10
74-97-5	Bromochloromethane	<10	10
75-27-4	Bromodichloromethane	<10	10
75-25-2	Bromoform	<10	10
*74-83-9	Bromomethane	<50	50
104-51-8	n-Butylbenzene	<10	10
135-98-8	sec-Butylbenzene	<10	10
98-06-6	tert-Butylbenzene	<10	10
75-15-0	Carbon Disulfide	<10	10
56-23-5	Carbon Tetrachloride	<10	10
108-90-7	Chlorobenzene	<10	10
75-00-3	Chloroethane	<50	50
67-66-3	Chloroform	<10	10
74-87-3	Chloromethane	<50	50
96-12-8	1,2-Dibromo-3-chloropropane	<50	50
124-48-1	Dibromochloromethane	<10	10
106-93-4	1,2-Dibromoethane	<10	10
74-95-3	Dibromomethane	<10	10
110-57-6	trans-1,4-Dichloro-2-butene	<10	10
95-50-1	1,2-Dichlorobenzene	<10	10
541-73-1	1,3-Dichlorobenzene	<10	10
106-46-7	1,4-Dichlorobenzene	<10	10
75-71-8	Dichlorodifluoromethane	<50	50
75-34-3	1,1-Dichloroethane	27	10
107-06-2	1,2-Dichloroethane	<10	10
75-35-4	1,1-Dichloroethene	<10	10
156-59-2	cis-1,2-Dichloroethene	79	10
156-60-5	trans-1,2-Dichloroethene	<10	10

Continued on next page

*See Statement of Data Qualifications

ANALYTICAL REPORT

Client: **TRC Companies. - Ann Arbor Office**
 Project: Tecumseh Products
 Client Sample ID: **MW-21**
 Lab Sample ID: **1201103-27**
 Matrix: Water
 Unit: ug/L
 Dilution Factor: 10
 QC Batch: 1201253

Work Order: **1201103**
 Description: Laboratory Services
 Sampled: 01/10/12 10:19
 Sampled By: J. Jasso
 Received: 01/10/12 17:45
 Prepared: 01/13/12 By: LEW
 Analyzed: 01/13/12 By: LEW
 Analytical Batch: 2A16022

Volatile Organic Compounds by EPA Method 8260B (Continued)

CAS Number	Analyte	Analytical Result	RL
78-87-5	1,2-Dichloropropane	<10	10
10061-01-5	cis-1,3-Dichloropropene	<10	10
10061-02-6	trans-1,3-Dichloropropene	<10	10
100-41-4	Ethylbenzene	<10	10
60-29-7	Ethyl Ether	<50	50
591-78-6	2-Hexanone	<50	50
74-88-4	Iodomethane	<10	10
98-82-8	Isopropylbenzene	<10	10
99-87-6	4-Isopropyltoluene	<50	50
1634-04-4	Methyl tert-Butyl Ether	<50	50
75-09-2	Methylene Chloride	<50	50
78-93-3	2-Butanone (MEK)	<50	50
91-57-6	2-Methylnaphthalene	<50	50
108-10-1	4-Methyl-2-pentanone (MIBK)	<50	50
91-20-3	Naphthalene	<50	50
103-65-1	n-Propylbenzene	<10	10
100-42-5	Styrene	<10	10
630-20-6	1,1,1,2-Tetrachloroethane	<10	10
79-34-5	1,1,2,2-Tetrachloroethane	<10	10
127-18-4	Tetrachloroethene	<10	10
109-99-9	Tetrahydrofuran	<50	50
108-88-3	Toluene	<10	10
87-61-6	1,2,3-Trichlorobenzene	<50	50
120-82-1	1,2,4-Trichlorobenzene	<50	50
71-55-6	1,1,1-Trichloroethane	64	10
79-00-5	1,1,2-Trichloroethane	<10	10
79-01-6	Trichloroethene	990	10
75-69-4	Trichlorofluoromethane	<10	10
96-18-4	1,2,3-Trichloropropane	<10	10
95-63-6	1,2,4-Trimethylbenzene	<10	10
108-67-8	1,3,5-Trimethylbenzene	<10	10

Continued on next page

ANALYTICAL REPORT

Client: **TRC Companies. - Ann Arbor Office**
 Project: Tecumseh Products
 Client Sample ID: **MW-21**
 Lab Sample ID: **1201103-27**
 Matrix: Water
 Unit: ug/L
 Dilution Factor: 10
 QC Batch: 1201253

Work Order: **1201103**
 Description: Laboratory Services
 Sampled: 01/10/12 10:19
 Sampled By: J. Jasso
 Received: 01/10/12 17:45
 Prepared: 01/13/12 By: LEW
 Analyzed: 01/13/12 By: LEW
 Analytical Batch: 2A16022

Volatile Organic Compounds by EPA Method 8260B (Continued)

CAS Number	Analyte	Analytical Result	RL
75-01-4	Vinyl Chloride	<10	10
179601-23-1	Xylene, Meta + Para	<20	20
95-47-6	Xylene, Ortho	<10	10
Surrogates:		% Recovery	Control Limits
	<i>Dibromofluoromethane</i>	<i>104</i>	<i>85-118</i>
	<i>1,2-Dichloroethane-d4</i>	<i>103</i>	<i>87-122</i>
	<i>Toluene-d8</i>	<i>100</i>	<i>85-113</i>
	<i>4-Bromofluorobenzene</i>	<i>101</i>	<i>82-110</i>

ANALYTICAL REPORT

Client: **TRC Companies. - Ann Arbor Office**
 Project: Tecumseh Products
 Client Sample ID: **MW-31**
 Lab Sample ID: **1201103-28**
 Matrix: Water
 Unit: ug/L
 Dilution Factor: 2
 QC Batch: 1201315

Work Order: **1201103**
 Description: Laboratory Services
 Sampled: 01/10/12 11:30
 Sampled By: J. Jasso
 Received: 01/10/12 17:45
 Prepared: 01/16/12 By: LEW
 Analyzed: 01/16/12 By: LEW
 Analytical Batch: 2A17047

Volatile Organic Compounds by EPA Method 8260B

CAS Number	Analyte	Analytical Result	RL
67-64-1	Acetone	<40	40
*107-13-1	Acrylonitrile	<4.0	4.0
71-43-2	Benzene	<2.0	2.0
108-86-1	Bromobenzene	<2.0	2.0
74-97-5	Bromochloromethane	<2.0	2.0
75-27-4	Bromodichloromethane	<2.0	2.0
75-25-2	Bromoform	<2.0	2.0
*74-83-9	Bromomethane	<10	10
104-51-8	n-Butylbenzene	<2.0	2.0
135-98-8	sec-Butylbenzene	<2.0	2.0
98-06-6	tert-Butylbenzene	<2.0	2.0
75-15-0	Carbon Disulfide	<2.0	2.0
56-23-5	Carbon Tetrachloride	<2.0	2.0
108-90-7	Chlorobenzene	<2.0	2.0
75-00-3	Chloroethane	<10	10
67-66-3	Chloroform	<2.0	2.0
74-87-3	Chloromethane	<10	10
96-12-8	1,2-Dibromo-3-chloropropane	<10	10
124-48-1	Dibromochloromethane	<2.0	2.0
106-93-4	1,2-Dibromoethane	<2.0	2.0
74-95-3	Dibromomethane	<2.0	2.0
*110-57-6	trans-1,4-Dichloro-2-butene	<2.0	2.0
95-50-1	1,2-Dichlorobenzene	<2.0	2.0
541-73-1	1,3-Dichlorobenzene	<2.0	2.0
106-46-7	1,4-Dichlorobenzene	<2.0	2.0
75-71-8	Dichlorodifluoromethane	<10	10
75-34-3	1,1-Dichloroethane	17	2.0
107-06-2	1,2-Dichloroethane	<2.0	2.0
75-35-4	1,1-Dichloroethene	<2.0	2.0
156-59-2	cis-1,2-Dichloroethene	35	2.0
156-60-5	trans-1,2-Dichloroethene	3.1	2.0

Continued on next page

*See Statement of Data Qualifications

ANALYTICAL REPORT

Client: **TRC Companies. - Ann Arbor Office**
 Project: Tecumseh Products
 Client Sample ID: **MW-31**
 Lab Sample ID: **1201103-28**
 Matrix: Water
 Unit: ug/L
 Dilution Factor: 2
 QC Batch: 1201315

Work Order: **1201103**
 Description: Laboratory Services
 Sampled: 01/10/12 11:30
 Sampled By: J. Jasso
 Received: 01/10/12 17:45
 Prepared: 01/16/12 By: LEW
 Analyzed: 01/16/12 By: LEW
 Analytical Batch: 2A17047

Volatile Organic Compounds by EPA Method 8260B (Continued)

CAS Number	Analyte	Analytical Result	RL
78-87-5	1,2-Dichloropropane	<2.0	2.0
10061-01-5	cis-1,3-Dichloropropene	<2.0	2.0
10061-02-6	trans-1,3-Dichloropropene	<2.0	2.0
100-41-4	Ethylbenzene	<2.0	2.0
60-29-7	Ethyl Ether	<10	10
591-78-6	2-Hexanone	<10	10
74-88-4	Iodomethane	<2.0	2.0
98-82-8	Isopropylbenzene	<2.0	2.0
99-87-6	4-Isopropyltoluene	<10	10
1634-04-4	Methyl tert-Butyl Ether	<10	10
75-09-2	Methylene Chloride	<10	10
78-93-3	2-Butanone (MEK)	<10	10
91-57-6	2-Methylnaphthalene	<10	10
108-10-1	4-Methyl-2-pentanone (MIBK)	<10	10
91-20-3	Naphthalene	<10	10
103-65-1	n-Propylbenzene	<2.0	2.0
100-42-5	Styrene	<2.0	2.0
630-20-6	1,1,1,2-Tetrachloroethane	<2.0	2.0
79-34-5	1,1,2,2-Tetrachloroethane	<2.0	2.0
127-18-4	Tetrachloroethene	<2.0	2.0
*109-99-9	Tetrahydrofuran	<10	10
108-88-3	Toluene	<2.0	2.0
87-61-6	1,2,3-Trichlorobenzene	<10	10
120-82-1	1,2,4-Trichlorobenzene	<10	10
71-55-6	1,1,1-Trichloroethane	24	2.0
79-00-5	1,1,2-Trichloroethane	<2.0	2.0
79-01-6	Trichloroethene	290	2.0
75-69-4	Trichlorofluoromethane	<2.0	2.0
96-18-4	1,2,3-Trichloropropane	<2.0	2.0
95-63-6	1,2,4-Trimethylbenzene	<2.0	2.0
108-67-8	1,3,5-Trimethylbenzene	<2.0	2.0

Continued on next page

*See Statement of Data Qualifications

ANALYTICAL REPORT

Client: **TRC Companies. - Ann Arbor Office**
 Project: Tecumseh Products
 Client Sample ID: **MW-31**
 Lab Sample ID: **1201103-28**
 Matrix: Water
 Unit: ug/L
 Dilution Factor: 2
 QC Batch: 1201315

Work Order: **1201103**
 Description: Laboratory Services
 Sampled: 01/10/12 11:30
 Sampled By: J. Jasso
 Received: 01/10/12 17:45
 Prepared: 01/16/12 By: LEW
 Analyzed: 01/16/12 By: LEW
 Analytical Batch: 2A17047

Volatile Organic Compounds by EPA Method 8260B (Continued)

CAS Number	Analyte	Analytical Result	RL
75-01-4	Vinyl Chloride	<2.0	2.0
179601-23-1	Xylene, Meta + Para	<4.0	4.0
95-47-6	Xylene, Ortho	<2.0	2.0
Surrogates:		% Recovery	Control Limits
	<i>Dibromofluoromethane</i>	<i>104</i>	<i>85-118</i>
	<i>1,2-Dichloroethane-d4</i>	<i>98</i>	<i>87-122</i>
	<i>Toluene-d8</i>	<i>102</i>	<i>85-113</i>
	<i>4-Bromofluorobenzene</i>	<i>100</i>	<i>82-110</i>

ANALYTICAL REPORT

Client: **TRC Companies. - Ann Arbor Office**
 Project: Tecumseh Products
 Client Sample ID: **MW-32s**
 Lab Sample ID: **1201103-29**
 Matrix: Water
 Unit: ug/L
 Dilution Factor: 20
 QC Batch: 1201315

Work Order: **1201103**
 Description: Laboratory Services
 Sampled: 01/10/12 12:12
 Sampled By: J. Jasso
 Received: 01/10/12 17:45
 Prepared: 01/16/12 By: LEW
 Analyzed: 01/16/12 By: LEW
 Analytical Batch: 2A17047

Volatile Organic Compounds by EPA Method 8260B

CAS Number	Analyte	Analytical Result	RL
67-64-1	Acetone	<400	400
*107-13-1	Acrylonitrile	<40	40
71-43-2	Benzene	<20	20
108-86-1	Bromobenzene	<20	20
74-97-5	Bromochloromethane	<20	20
75-27-4	Bromodichloromethane	<20	20
75-25-2	Bromoform	<20	20
*74-83-9	Bromomethane	<100	100
104-51-8	n-Butylbenzene	<20	20
135-98-8	sec-Butylbenzene	<20	20
98-06-6	tert-Butylbenzene	<20	20
75-15-0	Carbon Disulfide	<20	20
56-23-5	Carbon Tetrachloride	<20	20
108-90-7	Chlorobenzene	<20	20
75-00-3	Chloroethane	<100	100
67-66-3	Chloroform	<20	20
74-87-3	Chloromethane	<100	100
96-12-8	1,2-Dibromo-3-chloropropane	<100	100
124-48-1	Dibromochloromethane	<20	20
106-93-4	1,2-Dibromoethane	<20	20
74-95-3	Dibromomethane	<20	20
*110-57-6	trans-1,4-Dichloro-2-butene	<20	20
95-50-1	1,2-Dichlorobenzene	<20	20
541-73-1	1,3-Dichlorobenzene	<20	20
106-46-7	1,4-Dichlorobenzene	<20	20
75-71-8	Dichlorodifluoromethane	<100	100
75-34-3	1,1-Dichloroethane	<20	20
107-06-2	1,2-Dichloroethane	<20	20
75-35-4	1,1-Dichloroethene	<20	20
156-59-2	cis-1,2-Dichloroethene	170	20
156-60-5	trans-1,2-Dichloroethene	<20	20

Continued on next page

*See Statement of Data Qualifications

ANALYTICAL REPORT

Client: **TRC Companies. - Ann Arbor Office**
 Project: Tecumseh Products
 Client Sample ID: **MW-32s**
 Lab Sample ID: **1201103-29**
 Matrix: Water
 Unit: ug/L
 Dilution Factor: 20
 QC Batch: 1201315

Work Order: **1201103**
 Description: Laboratory Services
 Sampled: 01/10/12 12:12
 Sampled By: J. Jasso
 Received: 01/10/12 17:45
 Prepared: 01/16/12 By: LEW
 Analyzed: 01/16/12 By: LEW
 Analytical Batch: 2A17047

Volatile Organic Compounds by EPA Method 8260B (Continued)

CAS Number	Analyte	Analytical Result	RL
78-87-5	1,2-Dichloropropane	<20	20
10061-01-5	cis-1,3-Dichloropropene	<20	20
10061-02-6	trans-1,3-Dichloropropene	<20	20
100-41-4	Ethylbenzene	<20	20
60-29-7	Ethyl Ether	<100	100
591-78-6	2-Hexanone	<100	100
74-88-4	Iodomethane	<20	20
98-82-8	Isopropylbenzene	<20	20
99-87-6	4-Isopropyltoluene	<100	100
1634-04-4	Methyl tert-Butyl Ether	<100	100
75-09-2	Methylene Chloride	<100	100
78-93-3	2-Butanone (MEK)	<100	100
91-57-6	2-Methylnaphthalene	<100	100
108-10-1	4-Methyl-2-pentanone (MIBK)	<100	100
91-20-3	Naphthalene	<100	100
103-65-1	n-Propylbenzene	<20	20
100-42-5	Styrene	<20	20
630-20-6	1,1,1,2-Tetrachloroethane	<20	20
79-34-5	1,1,2,2-Tetrachloroethane	<20	20
127-18-4	Tetrachloroethene	<20	20
*109-99-9	Tetrahydrofuran	<100	100
108-88-3	Toluene	<20	20
87-61-6	1,2,3-Trichlorobenzene	<100	100
120-82-1	1,2,4-Trichlorobenzene	<100	100
71-55-6	1,1,1-Trichloroethane	400	20
79-00-5	1,1,2-Trichloroethane	<20	20
79-01-6	Trichloroethene	2300	20
75-69-4	Trichlorofluoromethane	<20	20
96-18-4	1,2,3-Trichloropropane	<20	20
95-63-6	1,2,4-Trimethylbenzene	<20	20
108-67-8	1,3,5-Trimethylbenzene	<20	20

Continued on next page

*See Statement of Data Qualifications

ANALYTICAL REPORT

Client: **TRC Companies. - Ann Arbor Office**
 Project: Tecumseh Products
 Client Sample ID: **MW-32s**
 Lab Sample ID: **1201103-29**
 Matrix: Water
 Unit: ug/L
 Dilution Factor: 20
 QC Batch: 1201315

Work Order: **1201103**
 Description: Laboratory Services
 Sampled: 01/10/12 12:12
 Sampled By: J. Jasso
 Received: 01/10/12 17:45
 Prepared: 01/16/12 By: LEW
 Analyzed: 01/16/12 By: LEW
 Analytical Batch: 2A17047

Volatile Organic Compounds by EPA Method 8260B (Continued)

CAS Number	Analyte	Analytical Result	RL
75-01-4	Vinyl Chloride	<20	20
179601-23-1	Xylene, Meta + Para	<40	40
95-47-6	Xylene, Ortho	<20	20
Surrogates:		% Recovery	Control Limits
	<i>Dibromofluoromethane</i>	<i>106</i>	<i>85-118</i>
	<i>1,2-Dichloroethane-d4</i>	<i>100</i>	<i>87-122</i>
	<i>Toluene-d8</i>	<i>100</i>	<i>85-113</i>
	<i>4-Bromofluorobenzene</i>	<i>100</i>	<i>82-110</i>

ANALYTICAL REPORT

Client: **TRC Companies. - Ann Arbor Office**
 Project: Tecumseh Products
 Client Sample ID: **MW-34s**
 Lab Sample ID: **1201103-30**
 Matrix: Water
 Unit: ug/L
 Dilution Factor: 10
 QC Batch: 1201315

Work Order: **1201103**
 Description: Laboratory Services
 Sampled: 01/10/12 13:39
 Sampled By: J. Jasso
 Received: 01/10/12 17:45
 Prepared: 01/16/12 By: LEW
 Analyzed: 01/16/12 By: LEW
 Analytical Batch: 2A17047

Volatile Organic Compounds by EPA Method 8260B

CAS Number	Analyte	Analytical Result	RL
67-64-1	Acetone	<200	200
*107-13-1	Acrylonitrile	<20	20
71-43-2	Benzene	<10	10
108-86-1	Bromobenzene	<10	10
74-97-5	Bromochloromethane	<10	10
75-27-4	Bromodichloromethane	<10	10
75-25-2	Bromoform	<10	10
*74-83-9	Bromomethane	<50	50
104-51-8	n-Butylbenzene	<10	10
135-98-8	sec-Butylbenzene	<10	10
98-06-6	tert-Butylbenzene	<10	10
75-15-0	Carbon Disulfide	<10	10
56-23-5	Carbon Tetrachloride	<10	10
108-90-7	Chlorobenzene	<10	10
75-00-3	Chloroethane	<50	50
67-66-3	Chloroform	<10	10
74-87-3	Chloromethane	<50	50
96-12-8	1,2-Dibromo-3-chloropropane	<50	50
124-48-1	Dibromochloromethane	<10	10
106-93-4	1,2-Dibromoethane	<10	10
74-95-3	Dibromomethane	<10	10
*110-57-6	trans-1,4-Dichloro-2-butene	<10	10
95-50-1	1,2-Dichlorobenzene	<10	10
541-73-1	1,3-Dichlorobenzene	<10	10
106-46-7	1,4-Dichlorobenzene	<10	10
75-71-8	Dichlorodifluoromethane	<50	50
75-34-3	1,1-Dichloroethane	<10	10
107-06-2	1,2-Dichloroethane	<10	10
75-35-4	1,1-Dichloroethene	14	10
156-59-2	cis-1,2-Dichloroethene	<10	10
156-60-5	trans-1,2-Dichloroethene	<10	10

Continued on next page

*See Statement of Data Qualifications

ANALYTICAL REPORT

Client: **TRC Companies. - Ann Arbor Office**
 Project: Tecumseh Products
 Client Sample ID: **MW-34s**
 Lab Sample ID: **1201103-30**
 Matrix: Water
 Unit: ug/L
 Dilution Factor: 10
 QC Batch: 1201315

Work Order: **1201103**
 Description: Laboratory Services
 Sampled: 01/10/12 13:39
 Sampled By: J. Jasso
 Received: 01/10/12 17:45
 Prepared: 01/16/12 By: LEW
 Analyzed: 01/16/12 By: LEW
 Analytical Batch: 2A17047

Volatile Organic Compounds by EPA Method 8260B (Continued)

CAS Number	Analyte	Analytical Result	RL
78-87-5	1,2-Dichloropropane	<10	10
10061-01-5	cis-1,3-Dichloropropene	<10	10
10061-02-6	trans-1,3-Dichloropropene	<10	10
100-41-4	Ethylbenzene	<10	10
60-29-7	Ethyl Ether	<50	50
591-78-6	2-Hexanone	<50	50
74-88-4	Iodomethane	<10	10
98-82-8	Isopropylbenzene	<10	10
99-87-6	4-Isopropyltoluene	<50	50
1634-04-4	Methyl tert-Butyl Ether	<50	50
75-09-2	Methylene Chloride	<50	50
78-93-3	2-Butanone (MEK)	<50	50
91-57-6	2-Methylnaphthalene	<50	50
108-10-1	4-Methyl-2-pentanone (MIBK)	<50	50
91-20-3	Naphthalene	<50	50
103-65-1	n-Propylbenzene	<10	10
100-42-5	Styrene	<10	10
630-20-6	1,1,1,2-Tetrachloroethane	<10	10
79-34-5	1,1,2,2-Tetrachloroethane	<10	10
127-18-4	Tetrachloroethene	<10	10
*109-99-9	Tetrahydrofuran	<50	50
108-88-3	Toluene	<10	10
87-61-6	1,2,3-Trichlorobenzene	<50	50
120-82-1	1,2,4-Trichlorobenzene	<50	50
71-55-6	1,1,1-Trichloroethane	1500	10
79-00-5	1,1,2-Trichloroethane	<10	10
79-01-6	Trichloroethene	1100	10
75-69-4	Trichlorofluoromethane	<10	10
96-18-4	1,2,3-Trichloropropane	<10	10
95-63-6	1,2,4-Trimethylbenzene	<10	10
108-67-8	1,3,5-Trimethylbenzene	<10	10

Continued on next page

*See Statement of Data Qualifications

ANALYTICAL REPORT

Client: **TRC Companies. - Ann Arbor Office**
 Project: Tecumseh Products
 Client Sample ID: **MW-34s**
 Lab Sample ID: **1201103-30**
 Matrix: Water
 Unit: ug/L
 Dilution Factor: 10
 QC Batch: 1201315

Work Order: **1201103**
 Description: Laboratory Services
 Sampled: 01/10/12 13:39
 Sampled By: J. Jasso
 Received: 01/10/12 17:45
 Prepared: 01/16/12 By: LEW
 Analyzed: 01/16/12 By: LEW
 Analytical Batch: 2A17047

Volatile Organic Compounds by EPA Method 8260B (Continued)

CAS Number	Analyte	Analytical Result	RL
75-01-4	Vinyl Chloride	<10	10
179601-23-1	Xylene, Meta + Para	<20	20
95-47-6	Xylene, Ortho	<10	10
Surrogates:		% Recovery	Control Limits
	<i>Dibromofluoromethane</i>	<i>108</i>	<i>85-118</i>
	<i>1,2-Dichloroethane-d4</i>	<i>100</i>	<i>87-122</i>
	<i>Toluene-d8</i>	<i>102</i>	<i>85-113</i>
	<i>4-Bromofluorobenzene</i>	<i>101</i>	<i>82-110</i>

QUALITY CONTROL REPORT
Volatile Organic Compounds by EPA Method 8260B

Analyte	Sample Conc.	Spike Qty.	Result	Spike % Rec.	Control Limits	RPD	RPD Limits	RL
---------	--------------	------------	--------	--------------	----------------	-----	------------	----

QC Batch: 1201202 5030B Aqueous Purge & Trap/USEPA-8260B

Method Blank

Unit: ug/L

 Analyzed: 01/10/2012 By: LEW
 Analytical Batch: 2A13009

Acetone			<20					20
Acrylonitrile			<2.0					2.0
Benzene			<1.0					1.0
Bromobenzene			<1.0			--		1.0
Bromochloromethane			<1.0					1.0
Bromodichloromethane			<1.0					1.0
Bromoform			<1.0					1.0
Bromomethane			<5.0					5.0
n-Butylbenzene			<1.0			--		1.0
sec-Butylbenzene			<1.0			--		1.0
tert-Butylbenzene			<1.0					1.0
Carbon Disulfide			<1.0					1.0
Carbon Tetrachloride			<1.0					1.0
Chlorobenzene			<1.0					1.0
Chloroethane			<5.0					5.0
Chloroform			<1.0					1.0
Chloromethane			<5.0					5.0
1,2-Dibromo-3-chloropropane			<5.0					5.0
Dibromochloromethane			<1.0					1.0
1,2-Dibromoethane			<1.0					1.0
Dibromomethane			<1.0					1.0
trans-1,4-Dichloro-2-butene			<1.0					1.0
1,2-Dichlorobenzene			<1.0					1.0
1,3-Dichlorobenzene			<1.0			--		1.0
1,4-Dichlorobenzene			<1.0			--		1.0
Dichlorodifluoromethane			<5.0					5.0
1,1-Dichloroethane			<1.0					1.0
1,2-Dichloroethane			<1.0					1.0
1,1-Dichloroethene			<1.0					1.0
cis-1,2-Dichloroethene			<1.0					1.0
trans-1,2-Dichloroethene			<1.0					1.0
1,2-Dichloropropane			<1.0					1.0
cis-1,3-Dichloropropene			<1.0					1.0
trans-1,3-Dichloropropene			<1.0					1.0
Ethylbenzene			<1.0			--		1.0
Ethyl Ether			<5.0					5.0

Continued on next page

QUALITY CONTROL REPORT

Volatile Organic Compounds by EPA Method 8260B (Continued)

Analyte	Sample Conc.	Spike Qty.	Result	Spike % Rec.	Control Limits	RPD	RPD Limits	RL
---------	--------------	------------	--------	--------------	----------------	-----	------------	----

QC Batch: 1201202 (Continued) 5030B Aqueous Purge & Trap/USEPA-8260B

Method Blank (Continued)

Unit: ug/L Analyzed: 01/10/2012 By: LEW
Analytical Batch: 2A13009

2-Hexanone			<5.0					5.0
Iodomethane			4.6			--		1.0
Isopropylbenzene			<1.0					1.0
4-Isopropyltoluene			<5.0					5.0
Methyl tert-Butyl Ether			<5.0					5.0
Methylene Chloride			<5.0			--		5.0
2-Butanone (MEK)			<5.0			--		5.0
2-Methylnaphthalene			5.4			--		5.0
4-Methyl-2-pentanone (MIBK)			<5.0			--		5.0
Naphthalene			<5.0			--		5.0
n-Propylbenzene			<1.0					1.0
Styrene			<1.0					1.0
1,1,1,2-Tetrachloroethane			<1.0					1.0
1,1,1,2,2-Tetrachloroethane			<1.0					1.0
Tetrachloroethene			<1.0					1.0
Tetrahydrofuran			<5.0					5.0
Toluene			<1.0					1.0
1,2,3-Trichlorobenzene			<5.0			--		5.0
1,2,4-Trichlorobenzene			<5.0			--		5.0
1,1,1-Trichloroethane			<1.0					1.0
1,1,2-Trichloroethane			<1.0					1.0
Trichloroethene			<1.0					1.0
Trichlorofluoromethane			<1.0					1.0
1,2,3-Trichloropropane			<1.0					1.0
1,2,4-Trimethylbenzene			<1.0			--		1.0
1,3,5-Trimethylbenzene			<1.0					1.0
Vinyl Chloride			<1.0					1.0
Xylene, Meta + Para			<2.0					2.0
Xylene, Ortho			<1.0					1.0

Surrogates:

Dibromofluoromethane	101	85-118
1,2-Dichloroethane-d4	99	87-122
Toluene-d8	99	85-113
4-Bromofluorobenzene	98	82-110

Laboratory Control Sample

Unit: ug/L Analyzed: 01/10/2012 By: LEW
Analytical Batch: 2A13009

Benzene	40.0	39.5	99	84-119	--	20	1.0
---------	------	------	----	--------	----	----	-----

Continued on next page

QUALITY CONTROL REPORT

Volatile Organic Compounds by EPA Method 8260B (Continued)

Analyte	Sample Conc.	Spike Qty.	Result	Spike % Rec.	Control Limits	RPD	RPD Limits	RL
---------	--------------	------------	--------	--------------	----------------	-----	------------	----

QC Batch: 1201202 (Continued) 5030B Aqueous Purge & Trap/USEPA-8260B

Laboratory Control Sample (Continued)

					Analyzed:	01/10/2012	By: LEW
Unit: ug/L					Analytical Batch:	2A13009	
Chlorobenzene	40.0	39.2	98	84-118	--	20	1.0
1,1-Dichloroethene	40.0	37.7	94	77-123	--	20	1.0
Toluene	40.0	39.3	98	85-118	--	20	1.0
Trichloroethene	40.0	41.6	104	82-119	--	20	1.0
Surrogates:							
<i>Dibromofluoromethane</i>			100	85-118			
<i>1,2-Dichloroethane-d4</i>			98	87-122			
<i>Toluene-d8</i>			99	85-113			
<i>4-Bromofluorobenzene</i>			98	82-110			

Laboratory Control Sample Duplicate

					Analyzed:	01/10/2012	By: LEW
Unit: ug/L					Analytical Batch:	2A13009	
Benzene	40.0	38.1	95	84-119	4	20	1.0
Chlorobenzene	40.0	38.0	95	84-118	3	20	1.0
1,1-Dichloroethene	40.0	36.2	90	77-123	4	20	1.0
Toluene	40.0	37.8	94	85-118	4	20	1.0
Trichloroethene	40.0	40.4	101	82-119	3	20	1.0
Surrogates:							
<i>Dibromofluoromethane</i>			99	85-118			
<i>1,2-Dichloroethane-d4</i>			98	87-122			
<i>Toluene-d8</i>			100	85-113			
<i>4-Bromofluorobenzene</i>			98	82-110			

QC Batch: 1201216 5030B Aqueous Purge & Trap/USEPA-8260B

Method Blank

					Analyzed:	01/12/2012	By: LEW
Unit: ug/L					Analytical Batch:	2A13029	
Acetone		<20					20
Acrylonitrile		<2.0					2.0
Benzene		<1.0					1.0
Bromobenzene		<1.0			--		1.0
Bromochloromethane		<1.0					1.0
Bromodichloromethane		<1.0					1.0
Bromoform		<1.0					1.0
Bromomethane		<5.0					5.0
n-Butylbenzene		<1.0			--		1.0
sec-Butylbenzene		<1.0					1.0

Continued on next page

QUALITY CONTROL REPORT

Volatile Organic Compounds by EPA Method 8260B (Continued)

Analyte	Sample Conc.	Spike Qty.	Result	Spike % Rec.	Control Limits	RPD	RPD Limits	RL
---------	--------------	------------	--------	--------------	----------------	-----	------------	----

QC Batch: 1201216 (Continued) 5030B Aqueous Purge & Trap/USEPA-8260B

Method Blank (Continued)

Analyzed: 01/12/2012 By: LEW
 Analytical Batch: 2A13029

Unit: ug/L

tert-Butylbenzene			<1.0					1.0
Carbon Disulfide			<1.0					1.0
Carbon Tetrachloride			<1.0					1.0
Chlorobenzene			<1.0					1.0
Chloroethane			<5.0					5.0
Chloroform			<1.0					1.0
Chloromethane			<5.0					5.0
1,2-Dibromo-3-chloropropane			<5.0					5.0
Dibromochloromethane			<1.0					1.0
1,2-Dibromoethane			<1.0					1.0
Dibromomethane			<1.0					1.0
trans-1,4-Dichloro-2-butene			<1.0					1.0
1,2-Dichlorobenzene			<1.0					1.0
1,3-Dichlorobenzene			<1.0			--		1.0
1,4-Dichlorobenzene			<1.0			--		1.0
Dichlorodifluoromethane			<5.0					5.0
1,1-Dichloroethane			<1.0					1.0
1,2-Dichloroethane			<1.0					1.0
1,1-Dichloroethene			<1.0					1.0
cis-1,2-Dichloroethene			<1.0					1.0
trans-1,2-Dichloroethene			<1.0					1.0
1,2-Dichloropropane			<1.0					1.0
cis-1,3-Dichloropropene			<1.0					1.0
trans-1,3-Dichloropropene			<1.0					1.0
Ethylbenzene			<1.0			--		1.0
Ethyl Ether			<5.0					5.0
2-Hexanone			<5.0					5.0
Iodomethane			<1.0					1.0
Isopropylbenzene			<1.0					1.0
4-Isopropyltoluene			<5.0			--		5.0
Methyl tert-Butyl Ether			<5.0					5.0
Methylene Chloride			<5.0			--		5.0
2-Butanone (MEK)			<5.0					5.0
2-Methylnaphthalene			5.0			--		5.0
4-Methyl-2-pentanone (MIBK)			<5.0			--		5.0
Naphthalene			<5.0			--		5.0

Continued on next page

QUALITY CONTROL REPORT

Volatile Organic Compounds by EPA Method 8260B (Continued)

Analyte	Sample Conc.	Spike Qty.	Result	Spike % Rec.	Control Limits	RPD	RPD Limits	RL
---------	--------------	------------	--------	--------------	----------------	-----	------------	----

QC Batch: 1201216 (Continued) 5030B Aqueous Purge & Trap/USEPA-8260B

Method Blank (Continued)

Unit: ug/L

Analyzed: 01/12/2012 By: LEW
Analytical Batch: 2A13029

n-Propylbenzene			<1.0					1.0
Styrene			<1.0					1.0
1,1,1,2-Tetrachloroethane			<1.0					1.0
1,1,2,2-Tetrachloroethane			<1.0					1.0
Tetrachloroethene			<1.0					1.0
Tetrahydrofuran			<5.0					5.0
Toluene			<1.0					1.0
1,2,3-Trichlorobenzene			<5.0			--		5.0
1,2,4-Trichlorobenzene			<5.0			--		5.0
1,1,1-Trichloroethane			<1.0					1.0
1,1,2-Trichloroethane			<1.0					1.0
Trichloroethene			<1.0					1.0
Trichlorofluoromethane			<1.0					1.0
1,2,3-Trichloropropane			<1.0					1.0
1,2,4-Trimethylbenzene			<1.0					1.0
1,3,5-Trimethylbenzene			<1.0					1.0
Vinyl Chloride			<1.0					1.0
Xylene, Meta + Para			<2.0					2.0
Xylene, Ortho			<1.0					1.0

Surrogates:

<i>Dibromofluoromethane</i>				103	85-118			
<i>1,2-Dichloroethane-d4</i>				101	87-122			
<i>Toluene-d8</i>				99	85-113			
<i>4-Bromofluorobenzene</i>				99	82-110			

Laboratory Control Sample

Unit: ug/L

Analyzed: 01/12/2012 By: LEW
Analytical Batch: 2A13029

Benzene	40.0	38.9		97	84-119	--	20	1.0
Chlorobenzene	40.0	39.4		98	84-118	--	20	1.0
1,1-Dichloroethene	40.0	36.8		92	77-123	--	20	1.0
Toluene	40.0	39.0		97	85-118	--	20	1.0
Trichloroethene	40.0	39.5		99	82-119	--	20	1.0

Surrogates:

<i>Dibromofluoromethane</i>				102	85-118			
<i>1,2-Dichloroethane-d4</i>				100	87-122			
<i>Toluene-d8</i>				100	85-113			

Continued on next page

QUALITY CONTROL REPORT

Volatile Organic Compounds by EPA Method 8260B (Continued)

Analyte	Sample Conc.	Spike Qty.	Result	Spike % Rec.	Control Limits	RPD	RPD Limits	RL
---------	--------------	------------	--------	--------------	----------------	-----	------------	----

QC Batch: 1201216 (Continued) 5030B Aqueous Purge & Trap/USEPA-8260B

Laboratory Control Sample (Continued)

Unit: ug/L

Analyzed: 01/12/2012 By: LEW
Analytical Batch: 2A13029

Surrogates (Continued):

4-Bromofluorobenzene 100 82-110

Matrix Spike 1201103-02 MW-27s

Unit: ug/L

Analyzed: 01/12/2012 By: LEW
Analytical Batch: 2A13029

Benzene	<1.0	40.0	40.8	102	80-129	--	9	1.0
Chlorobenzene	<1.0	40.0	40.1	100	80-121	--	8	1.0
1,1-Dichloroethene	<1.0	40.0	38.2	96	74-134	--	11	1.0
Toluene	<1.0	40.0	41.1	103	79-129	--	9	1.0
Trichloroethene	0.630	40.0	42.0	103	75-127	--	10	1.0

Surrogates:

Dibromofluoromethane 105 85-118

1,2-Dichloroethane-d4 100 87-122

Toluene-d8 101 85-113

4-Bromofluorobenzene 101 82-110

Matrix Spike Duplicate 1201103-02 MW-27s

Unit: ug/L

Analyzed: 01/12/2012 By: LEW
Analytical Batch: 2A13029

Benzene	<1.0	40.0	39.2	98	80-129	4	9	1.0
Chlorobenzene	<1.0	40.0	39.0	98	80-121	3	8	1.0
1,1-Dichloroethene	<1.0	40.0	36.3	91	74-134	5	11	1.0
Toluene	<1.0	40.0	39.7	99	79-129	3	9	1.0
Trichloroethene	0.630	40.0	40.0	98	75-127	5	10	1.0

Surrogates:

Dibromofluoromethane 103 85-118

1,2-Dichloroethane-d4 102 87-122

Toluene-d8 101 85-113

4-Bromofluorobenzene 101 82-110

QC Batch: 1201253 5030B Aqueous Purge & Trap/USEPA-8260B

Method Blank

Unit: ug/L

Analyzed: 01/13/2012 By: LEW
Analytical Batch: 2A16022

Acetone			<20					20
*Acrylonitrile			<2.0					2.0
Benzene			<1.0					1.0
Bromobenzene			<1.0			--		1.0

Continued on next page

*See Statement of Data Qualifications

Page 154 of 172

QUALITY CONTROL REPORT

Volatile Organic Compounds by EPA Method 8260B (Continued)

Analyte	Sample Conc.	Spike Qty.	Result	Spike % Rec.	Control Limits	RPD	RPD Limits	RL
---------	--------------	------------	--------	--------------	----------------	-----	------------	----

QC Batch: 1201253 (Continued) 5030B Aqueous Purge & Trap/USEPA-8260B

Method Blank (Continued)

Analyzed: 01/13/2012 By: LEW
 Analytical Batch: 2A16022

Unit: ug/L

Bromochloromethane	<1.0						1.0	
Bromodichloromethane	<1.0						1.0	
Bromoform	<1.0						1.0	
Bromomethane	<5.0						5.0	
n-Butylbenzene	<1.0					--	1.0	
sec-Butylbenzene	<1.0						1.0	
tert-Butylbenzene	<1.0						1.0	
Carbon Disulfide	<1.0					--	1.0	
Carbon Tetrachloride	<1.0						1.0	
Chlorobenzene	<1.0						1.0	
Chloroethane	<5.0						5.0	
Chloroform	<1.0						1.0	
Chloromethane	<5.0						5.0	
1,2-Dibromo-3-chloropropane	<5.0						5.0	
Dibromochloromethane	<1.0						1.0	
1,2-Dibromoethane	<1.0						1.0	
Dibromomethane	<1.0						1.0	
trans-1,4-Dichloro-2-butene	<1.0						1.0	
1,2-Dichlorobenzene	<1.0					--	1.0	
1,3-Dichlorobenzene	<1.0					--	1.0	
1,4-Dichlorobenzene	<1.0					--	1.0	
Dichlorodifluoromethane	<5.0						5.0	
1,1-Dichloroethane	<1.0						1.0	
1,2-Dichloroethane	<1.0						1.0	
1,1-Dichloroethene	<1.0						1.0	
cis-1,2-Dichloroethene	<1.0						1.0	
trans-1,2-Dichloroethene	<1.0						1.0	
1,2-Dichloropropane	<1.0						1.0	
cis-1,3-Dichloropropene	<1.0						1.0	
trans-1,3-Dichloropropene	<1.0						1.0	
Ethylbenzene	<1.0					--	1.0	
Ethyl Ether	<5.0						5.0	
2-Hexanone	<5.0						5.0	
Iodomethane	<1.0						1.0	
Isopropylbenzene	<1.0						1.0	
4-Isopropyltoluene	<5.0					--	5.0	

Continued on next page

QUALITY CONTROL REPORT

Volatile Organic Compounds by EPA Method 8260B (Continued)

Analyte	Sample Conc.	Spike Qty.	Result	Spike % Rec.	Control Limits	RPD	RPD Limits	RL
---------	--------------	------------	--------	--------------	----------------	-----	------------	----

QC Batch: 1201253 (Continued) 5030B Aqueous Purge & Trap/USEPA-8260B

Method Blank (Continued)

Unit: ug/L Analyzed: 01/13/2012 By: LEW
Analytical Batch: 2A16022

Methyl tert-Butyl Ether			<5.0					5.0
Methylene Chloride			<5.0					5.0
2-Butanone (MEK)			<5.0			--		5.0
2-Methylnaphthalene			5.0			--		5.0
4-Methyl-2-pentanone (MIBK)			<5.0			--		5.0
Naphthalene			<5.0			--		5.0
n-Propylbenzene			<1.0					1.0
Styrene			<1.0					1.0
1,1,1,2-Tetrachloroethane			<1.0					1.0
1,1,1,2,2-Tetrachloroethane			<1.0					1.0
Tetrachloroethene			<1.0					1.0
Tetrahydrofuran			<5.0					5.0
Toluene			<1.0					1.0
1,2,3-Trichlorobenzene			<5.0			--		5.0
1,2,4-Trichlorobenzene			<5.0			--		5.0
1,1,1-Trichloroethane			<1.0					1.0
1,1,2-Trichloroethane			<1.0					1.0
Trichloroethene			<1.0					1.0
Trichlorofluoromethane			<1.0					1.0
1,2,3-Trichloropropane			<1.0					1.0
1,2,4-Trimethylbenzene			<1.0					1.0
1,3,5-Trimethylbenzene			<1.0					1.0
Vinyl Chloride			<1.0					1.0
Xylene, Meta + Para			<2.0					2.0
Xylene, Ortho			<1.0					1.0

Surrogates:

<i>Dibromofluoromethane</i>				103	85-118			
<i>1,2-Dichloroethane-d4</i>				99	87-122			
<i>Toluene-d8</i>				101	85-113			
<i>4-Bromofluorobenzene</i>				98	82-110			

Laboratory Control Sample

Unit: ug/L Analyzed: 01/13/2012 By: LEW
Analytical Batch: 2A16022

Benzene	40.0	41.1		103	84-119	--	20	1.0
Chlorobenzene	40.0	40.2		100	84-118	--	20	1.0
1,1-Dichloroethene	40.0	40.2		100	77-123	--	20	1.0

Continued on next page

QUALITY CONTROL REPORT

Volatile Organic Compounds by EPA Method 8260B (Continued)

Analyte	Sample Conc.	Spike Qty.	Result	Spike % Rec.	Control Limits	RPD	RPD Limits	RL
---------	--------------	------------	--------	--------------	----------------	-----	------------	----

QC Batch: 1201253 (Continued) 5030B Aqueous Purge & Trap/USEPA-8260B

Laboratory Control Sample (Continued)

Laboratory Control Sample (Continued)					Analyzed:	01/13/2012	By: LEW	
Unit: ug/L					Analytical Batch:	2A16022		
Toluene		40.0	40.6	102	85-118	--	20	1.0
Trichloroethene		40.0	40.8	102	82-119	--	20	1.0
Surrogates:								
<i>Dibromofluoromethane</i>				104	85-118			
<i>1,2-Dichloroethane-d4</i>				98	87-122			
<i>Toluene-d8</i>				101	85-113			
<i>4-Bromofluorobenzene</i>				100	82-110			

Matrix Spike 1201103-16 MW-20d

Matrix Spike 1201103-16 MW-20d					Analyzed:	01/13/2012	By: LEW	
Unit: ug/L					Analytical Batch:	2A16022		
Benzene	<1.0	40.0	41.7	104	80-129	--	9	1.0
Chlorobenzene	<1.0	40.0	40.4	101	80-121	--	8	1.0
1,1-Dichloroethene	<1.0	40.0	41.1	103	74-134	--	11	1.0
Toluene	<1.0	40.0	41.4	104	79-129	--	9	1.0
Trichloroethene	0.880	40.0	42.0	103	75-127	--	10	1.0
Surrogates:								
<i>Dibromofluoromethane</i>				104	85-118			
<i>1,2-Dichloroethane-d4</i>				101	87-122			
<i>Toluene-d8</i>				101	85-113			
<i>4-Bromofluorobenzene</i>				101	82-110			

Matrix Spike Duplicate 1201103-16 MW-20d

Matrix Spike Duplicate 1201103-16 MW-20d					Analyzed:	01/13/2012	By: LEW	
Unit: ug/L					Analytical Batch:	2A16022		
Benzene	<1.0	40.0	41.3	103	80-129	0.9	9	1.0
Chlorobenzene	<1.0	40.0	39.4	98	80-121	3	8	1.0
1,1-Dichloroethene	<1.0	40.0	40.3	101	74-134	2	11	1.0
Toluene	<1.0	40.0	41.3	103	79-129	0.4	9	1.0
Trichloroethene	0.880	40.0	41.5	102	75-127	1	10	1.0
Surrogates:								
<i>Dibromofluoromethane</i>				105	85-118			
<i>1,2-Dichloroethane-d4</i>				102	87-122			
<i>Toluene-d8</i>				103	85-113			
<i>4-Bromofluorobenzene</i>				100	82-110			

QC Batch: 1201315 5030B Aqueous Purge & Trap/USEPA-8260B

Method Blank

Method Blank					Analyzed:	01/16/2012	By: LEW	
Unit: ug/L					Analytical Batch:	2A17047		
Acetone			<20				20	

Continued on next page

QUALITY CONTROL REPORT
Volatile Organic Compounds by EPA Method 8260B (Continued)

Analyte	Sample Conc.	Spike Qty.	Result	Spike % Rec.	Control Limits	RPD	RPD Limits	RL
---------	--------------	------------	--------	--------------	----------------	-----	------------	----

QC Batch: 1201315 (Continued) 5030B Aqueous Purge & Trap/USEPA-8260B

Method Blank (Continued)

 Analyzed: 01/16/2012 By: LEW
 Analytical Batch: 2A17047

Unit: ug/L

Acrylonitrile			<2.0					2.0
Benzene			<1.0					1.0
Bromobenzene			<1.0			--		1.0
Bromochloromethane			<1.0					1.0
Bromodichloromethane			<1.0					1.0
Bromoform			<1.0					1.0
Bromomethane			<5.0					5.0
n-Butylbenzene			<1.0					1.0
sec-Butylbenzene			<1.0					1.0
tert-Butylbenzene			<1.0					1.0
Carbon Disulfide			<1.0			--		1.0
Carbon Tetrachloride			<1.0					1.0
Chlorobenzene			<1.0					1.0
Chloroethane			<5.0					5.0
Chloroform			<1.0					1.0
Chloromethane			<5.0					5.0
1,2-Dibromo-3-chloropropane			<5.0					5.0
Dibromochloromethane			<1.0					1.0
1,2-Dibromoethane			<1.0					1.0
Dibromomethane			<1.0					1.0
trans-1,4-Dichloro-2-butene			<1.0					1.0
1,2-Dichlorobenzene			<1.0					1.0
1,3-Dichlorobenzene			<1.0			--		1.0
1,4-Dichlorobenzene			<1.0			--		1.0
Dichlorodifluoromethane			<5.0					5.0
1,1-Dichloroethane			<1.0					1.0
1,2-Dichloroethane			<1.0					1.0
1,1-Dichloroethene			<1.0					1.0
cis-1,2-Dichloroethene			<1.0					1.0
trans-1,2-Dichloroethene			<1.0					1.0
1,2-Dichloropropane			<1.0					1.0
cis-1,3-Dichloropropene			<1.0					1.0
trans-1,3-Dichloropropene			<1.0					1.0
Ethylbenzene			<1.0					1.0
Ethyl Ether			<5.0					5.0
2-Hexanone			<5.0					5.0

Continued on next page

QUALITY CONTROL REPORT

Volatile Organic Compounds by EPA Method 8260B (Continued)

Analyte	Sample Conc.	Spike Qty.	Result	Spike % Rec.	Control Limits	RPD	RPD Limits	RL
---------	--------------	------------	--------	--------------	----------------	-----	------------	----

QC Batch: 1201315 (Continued) 5030B Aqueous Purge & Trap/USEPA-8260B

Method Blank (Continued)

Unit: ug/L

Analyzed: 01/16/2012 By: LEW
Analytical Batch: 2A17047

Iodomethane			<1.0					1.0
Isopropylbenzene			<1.0					1.0
4-Isopropyltoluene			<5.0					5.0
Methyl tert-Butyl Ether			<5.0					5.0
Methylene Chloride			<5.0					5.0
2-Butanone (MEK)			<5.0			--		5.0
2-Methylnaphthalene			<5.0			--		5.0
4-Methyl-2-pentanone (MIBK)			<5.0			--		5.0
Naphthalene			<5.0			--		5.0
n-Propylbenzene			<1.0					1.0
Styrene			<1.0					1.0
1,1,1,2-Tetrachloroethane			<1.0					1.0
1,1,2,2-Tetrachloroethane			<1.0					1.0
Tetrachloroethene			<1.0					1.0
Tetrahydrofuran			<5.0					5.0
Toluene			<1.0			--		1.0
1,2,3-Trichlorobenzene			<5.0			--		5.0
1,2,4-Trichlorobenzene			<5.0			--		5.0
1,1,1-Trichloroethane			<1.0					1.0
1,1,2-Trichloroethane			<1.0					1.0
Trichloroethene			<1.0					1.0
Trichlorofluoromethane			<1.0					1.0
1,2,3-Trichloropropane			<1.0					1.0
1,2,4-Trimethylbenzene			<1.0					1.0
1,3,5-Trimethylbenzene			<1.0					1.0
Vinyl Chloride			<1.0					1.0
Xylene, Meta + Para			<2.0					2.0
Xylene, Ortho			<1.0					1.0

Surrogates:

Dibromofluoromethane	107	85-118
1,2-Dichloroethane-d4	100	87-122
Toluene-d8	101	85-113
4-Bromofluorobenzene	101	82-110

Laboratory Control Sample

Unit: ug/L

Analyzed: 01/16/2012 By: LEW
Analytical Batch: 2A17047

Benzene	40.0	39.1	98	84-119	--	20	1.0
---------	------	------	----	--------	----	----	-----

Continued on next page

QUALITY CONTROL REPORT

Volatile Organic Compounds by EPA Method 8260B (Continued)

Analyte	Sample Conc.	Spike Qty.	Result	Spike % Rec.	Control Limits	RPD	RPD Limits	RL
---------	--------------	------------	--------	--------------	----------------	-----	------------	----

QC Batch: 1201315 (Continued) 5030B Aqueous Purge & Trap/USEPA-8260B

Laboratory Control Sample (Continued)

Analyzed: 01/16/2012 By: LEW
Analytical Batch: 2A17047

Unit: ug/L

Chlorobenzene	40.0	38.5	96	84-118	--	20	1.0
1,1-Dichloroethene	40.0	38.5	96	77-123	--	20	1.0
Toluene	40.0	39.2	98	85-118	--	20	1.0
Trichloroethene	40.0	39.0	97	82-119	--	20	1.0

Surrogates:

<i>Dibromofluoromethane</i>	104	85-118
<i>1,2-Dichloroethane-d4</i>	99	87-122
<i>Toluene-d8</i>	101	85-113
<i>4-Bromofluorobenzene</i>	100	82-110

Matrix Spike 1201103-28 MW-31

Analyzed: 01/16/2012 By: LEW
Analytical Batch: 2A17047

Unit: ug/L

Benzene	<2.0	80.0	81.3	102	80-129	--	9	2.0
Chlorobenzene	<2.0	80.0	76.8	96	80-121	--	8	2.0
1,1-Dichloroethene	<2.0	80.0	77.8	97	74-134	--	11	2.0
Toluene	<2.0	80.0	80.6	101	79-129	--	9	2.0
Trichloroethene	291	80.0	354	78	75-127	--	10	2.0

Surrogates:

<i>Dibromofluoromethane</i>	106	85-118
<i>1,2-Dichloroethane-d4</i>	98	87-122
<i>Toluene-d8</i>	102	85-113
<i>4-Bromofluorobenzene</i>	101	82-110

Matrix Spike Duplicate 1201103-28 MW-31

Analyzed: 01/16/2012 By: LEW
Analytical Batch: 2A17047

Unit: ug/L

Benzene	<2.0	80.0	81.7	102	80-129	0.5	9	2.0
Chlorobenzene	<2.0	80.0	78.1	98	80-121	2	8	2.0
1,1-Dichloroethene	<2.0	80.0	78.6	98	74-134	0.9	11	2.0
Toluene	<2.0	80.0	81.0	101	79-129	0.5	9	2.0
Trichloroethene	291	80.0	358	83	75-127	1	10	2.0

Surrogates:

<i>Dibromofluoromethane</i>	104	85-118
<i>1,2-Dichloroethane-d4</i>	96	87-122
<i>Toluene-d8</i>	101	85-113
<i>4-Bromofluorobenzene</i>	101	82-110

STATEMENT OF DATA QUALIFICATIONS
Volatile Organic Compounds by EPA Method 8260B

Qualification: The quality control batch(s), associated with the following samples and analyses, do not contain an MS/MSD or MS/DUP because client specific matrix QC was not requested. An LCS and LCSD were analyzed as the measure of batch precision and accuracy.

Analysis: USEPA-8260B

Sample:	1201070-01	TB-01
	1201070-02	MW-10s
	1201070-03	MW-11s
	1201070-04	MW-12s
	1201070-05	MW-12d
	1201070-06	MW-13s
	1201070-07	MW-14s
	1201070-08	DUP-01
	1201070-09	MW-14d
	1201070-10	MW-15s
	1201070-11	MW-17s
	1201070-12	WL-01
	1201070-13	MW-18s
	1201070-14	MW-19d
	1201070-15	MW-24s
	1201070-16	MW-24d
	1201070-17	MW-25s
	1201070-18	MW-26s
	1201070-19	EB-01

Qualification: Sample integrity for the parameter was suspect upon receipt; container had headspace. All reported values, including non-detectable results, are considered estimated.

Analysis: USEPA-8260B

Sample: 1201103-19 MW-33s

Qualification: The corresponding CCV for this analytical batch had a recovery exceeding the upper control limit of the method. A positive result for this analyte in any associated samples are considered estimated. Non-detectable results are not qualified.

Analysis: USEPA-8260B

Sample/Analyte:	1201070-01	TB-01	Acetone
	1201070-02	MW-10s	Acetone
	1201070-03	MW-11s	Acetone
	1201070-04	MW-12s	Acetone
	1201070-05	MW-12d	Acetone
	1201070-06	MW-13s	Acetone
	1201070-07	MW-14s	Acetone
	1201070-08	DUP-01	Acetone
	1201070-09	MW-14d	Acetone
	1201070-10	MW-15s	Acetone
	1201070-11	MW-17s	Acetone

STATEMENT OF DATA QUALIFICATIONS
Volatile Organic Compounds by EPA Method 8260B (Continued)

Qualification: The corresponding CCV for this analytical batch had a recovery exceeding the upper control limit of the method. A positive result for this analyte in any associated samples are considered estimated. Non-detectable results are not qualified.

Analysis: USEPA-8260B

Sample/Analyte:	1201070-12	WL-01	Acetone
	1201070-13	MW-18s	Acetone
	1201070-14	MW-19d	Acetone
	1201070-15	MW-24s	Acetone
	1201070-16	MW-24d	Acetone
	1201070-17	MW-25s	Acetone
	1201070-18	MW-26s	Acetone
	1201070-19	EB-01	Acetone
	1201103-11	MW-06s	Bromomethane
	1201103-12	MW-07s	Bromomethane
	1201103-13	Dup-02	Bromomethane
	1201103-14	MW-19s	Bromomethane
	1201103-15	MW-20s	Bromomethane
	1201103-16	MW-20d	Bromomethane
	1201103-17	MW-22	Bromomethane
	1201103-18	MW-23	Bromomethane
	1201103-19	MW-33s	Bromomethane
	1201103-20	EB-02	Bromomethane
	1201103-21	MW-01s	Bromomethane
	1201103-22	TB-03	Bromomethane
	1201103-23	MW-02s	Bromomethane
	1201103-24	MW-03s	Bromomethane
	1201103-25	MW-04s	Bromomethane
	1201103-26	Dup-03	Bromomethane
	1201103-27	MW-21	Bromomethane
	1201103-28	MW-31	Bromomethane
	1201103-29	MW-32s	Bromomethane
	1201103-30	MW-34s	Bromomethane

Qualification: The corresponding CCV for this analytical batch had a recovery below the lower control limit of the method. Positive results for this analyte in any associated samples are considered estimated; non-detectable results are considered approximate.

Analysis: USEPA-8260B

Sample/Analyte:	1201103-01	TB-02	Chloromethane
	1201103-01	TB-02	Dichlorodifluoromethane
	1201103-02	MW-27s	Chloromethane
	1201103-02	MW-27s	Dichlorodifluoromethane
	1201103-03	MW-27d	Chloromethane
	1201103-03	MW-27d	Dichlorodifluoromethane
	1201103-04	MW-28s	Chloromethane

Continued on next page
 Page 162 of 172

STATEMENT OF DATA QUALIFICATIONS
Volatile Organic Compounds by EPA Method 8260B (Continued)

Qualification: The corresponding CCV for this analytical batch had a recovery below the lower control limit of the method. Positive results for this analyte in any associated samples are considered estimated; non-detectable results are considered approximate.

Analysis: USEPA-8260B

Sample/Analyte:	1201103-04	MW-28s	Dichlorodifluoromethane
	1201103-05	MW-28d	Chloromethane
	1201103-05	MW-28d	Dichlorodifluoromethane
	1201103-06	MW-29d	Chloromethane
	1201103-06	MW-29d	Dichlorodifluoromethane
	1201103-07	MW-30s	Chloromethane
	1201103-07	MW-30s	Dichlorodifluoromethane
	1201103-08	MW-30d	Chloromethane
	1201103-08	MW-30d	Dichlorodifluoromethane
	1201103-09	MW-29s	Chloromethane
	1201103-09	MW-29s	Dichlorodifluoromethane
	1201103-10	MW-05s	Chloromethane
	1201103-10	MW-05s	Dichlorodifluoromethane
	1201103-11	MW-06s	Acrylonitrile
	1201103-12	MW-07s	Acrylonitrile
	1201103-13	Dup-02	Acrylonitrile
	1201103-14	MW-19s	Acrylonitrile
	1201103-15	MW-20s	Acrylonitrile
	1201103-16	MW-20d	Acrylonitrile
	1201103-17	MW-22	Acrylonitrile
	1201103-18	MW-23	Acrylonitrile
	1201103-19	MW-33s	Acrylonitrile
	1201103-19	MW-33s	Tetrahydrofuran
	1201103-19	MW-33s	trans-1,4-Dichloro-2-butene
	1201103-20	EB-02	Acrylonitrile
	1201103-21	MW-01s	Acrylonitrile
	1201103-22	TB-03	Acrylonitrile
	1201103-23	MW-02s	Acrylonitrile
	1201103-24	MW-03s	Acrylonitrile
	1201103-24	MW-03s	Tetrahydrofuran
	1201103-24	MW-03s	trans-1,4-Dichloro-2-butene
	1201103-25	MW-04s	Acrylonitrile
	1201103-26	Dup-03	Acrylonitrile
	1201103-26	Dup-03	Tetrahydrofuran
	1201103-26	Dup-03	trans-1,4-Dichloro-2-butene
	1201103-27	MW-21	Acrylonitrile
	1201103-28	MW-31	Acrylonitrile
	1201103-28	MW-31	Tetrahydrofuran
	1201103-28	MW-31	trans-1,4-Dichloro-2-butene
	1201103-29	MW-32s	Acrylonitrile
	1201103-29	MW-32s	Tetrahydrofuran
	1201103-29	MW-32s	trans-1,4-Dichloro-2-butene
	1201103-30	MW-34s	Acrylonitrile
	1201103-30	MW-34s	Tetrahydrofuran
	1201103-30	MW-34s	trans-1,4-Dichloro-2-butene
	1201253-BLK1		Acrylonitrile

Continued on next page
 Page 163 of 172

STATEMENT OF DATA QUALIFICATIONS**Volatile Organic Compounds by EPA Method 8260B (Continued)**

Qualification: The corresponding CCV for this analytical batch had a recovery below the lower control limit of the method. Positive results for this analyte in any associated samples are considered estimated; non-detectable results are considered approximate.

Qualification: The analyte concentration in the associated MB was greater than or equal to the RL. The positive sample result, which was less than 5 times the MB value, is considered estimated.

Analysis: USEPA-8260B

Sample/Analyte:	1201070-03	MW-11s	Iodomethane
	1201070-04	MW-12s	Iodomethane
	1201070-06	MW-13s	Iodomethane
	1201070-11	MW-17s	Iodomethane



5660 Corporate Exchange Court SE
Grand Rapids, MI 49512
Phone (616) 975-4500 Fax (616) 942-7463
www.trimatrixlabs.com

Chain of Custody Record

COC No. **139063**

Analyses Requested Pg. 1 of 2

For Lab Use Only		Client Name		Project Name		Invoice To		Contact/Report To				
VQA Rack/Tray 248 212-M	Client Name TRC	Project Name TIPCC	Client Project No./P.O. No.	Invoice To <input checked="" type="checkbox"/> Client <input type="checkbox"/> Other (Comments)	Contact/Report To Stacy M. H.	Container Type (corresponds to Container Packing List)						
Receiver Log No. 39-26	Address 1540 Eisenhower Place					VOC 8260						
Project Chemist JRC	City, State Zip Ann Arbor MI 48106											
Work Order No. 1201070	Phone/Fax 314 911 9025											
Email												
Schedule	Matrix Code	Sample Number	Field Sample ID	Cooler ID	Sample Date	Sample Time	C	D	Matrix	Number of Containers Submitted	Total	Sample Comments
03		01	Trip Blank	2063	11/11/13	0946	X		PS +	1	1	
		02	MW-10s		11/11/13	0946	X		kw +	2	2	
		03	MW-11s		11/11/13	1112	X		kw +	2	2	
		04	MW-12s		11/11/13	1247	X		kw +	2	2	
		05	MW-12D		11/11/13	1406	X		kw +	2	2	
		06	MW-13s		11/11/13	1511	X		kw +	2	2	
		07	MW-14s		11/11/13	1618	X		kw +	2	2	
		08	Dup-01		11/11/13	1725	X		kw +	2	2	
		09	MW-14D		11/11/13	1847	X		kw +	2	2	
		10	MW-15s		11/11/13	1847	X		kw +	2	2	
Comments												
Sampled By (print) S. Avila SASE			How Shipped? Tracking No.			Hand Carpel						
Sampler's Signature S. Avila			11/11/13			1600						
Company TRC			1 Requisitioned By S. Avila			Date 11/11/13						
			1 Received By TRC			Date 11/11/13						
			2 Requisitioned By			Date						
			2 Received By			Date						
			3 Requisitioned By			Date						
			3 Received for Lab By			Date						

WHITE COPY - REPORT YELLOW COPY - LABORATORY PINK COPY - FIELD



5560 Corporate Exchange Court SE
Grand Rapids, MI 49512
Phone (616) 975-4500 Fax (616) 942-7463
www.trimatrixlabs.com

Chain of Custody Record

COC No. **139921**

Analyses Requested

Pg. 2 of 2

- A NONE pH<7
- B HNO₃ pH<2
- C H₂SO₄ pH<2
- D 1+1 HCl pH<2
- E NaOH pH>12
- F ZnAc/NaOH pH>9
- G MeOH
- H Other (note below)

For Lab Use Only		Client Name		Project Name	
VOA Rack/Tray <u>248 22-2</u>	Client Name <u>TRC</u>	Client Project No. / P.O. No.	<u>T.P.C.</u>		
Receipt Log No. <u>31-20</u>	Address <u>1540 Eisenhower & Place</u>	Invoice to	<input checked="" type="checkbox"/> Client		
Project Client <u>JRC</u>	City, State Zip <u>Ann Arbor MI 48106</u>	Other (comments)			
Work Order No. <u>1201070</u>	Phone/Fax <u>734-917022 734-971-900</u>	Contact/Report to	<u>Stacy Math</u>		
	Email				

Schedule	Matrix Code	Sample Number	Field Sample ID	Cooler ID	Sample Date	Sample Time	Matrix	Number of Containers Submitted	Total	Sample Comments
		11	MW-17s	2659	11/12	1018	160+	2	2	
		12	Wetland WL 01	2645	11/12	0945	+50 L	2	2	
		13	MW-16s	1155	11/12	1155	160+	2	2	
		14	MW-19ID	1340	11/12	1440	160+	2	2	
		15	MW-24s	1433	11/12	1433	160+	2	2	
		16	MW-24D	1523	11/12	1523	160+	2	2	
		17	MW-25s	1603	11/12	1603	160+	2	2	
		18	MW-26s	1647	11/12	1647	160+	2	2	
		19	Rinse Blind 01	1655	11/12	1655	+DS+	2	2	
		20	MW-29s	1122	11/12	1122	160+	2	2	

1. Requisitioned By	2. Requisitioned By	3. Requisitioned By
<u>JRC</u>	<u>JRC</u>	<u>JRC</u>
Date: <u>11/12</u>	Date: <u>11/12</u>	Date: <u>11/12</u>
Time: <u>1600</u>	Time: <u>1600</u>	Time: <u>1600</u>

How Shipped?	Hand
<u>Carrier</u>	<u>Carrier</u>
Tracking No.	

Sampled By (print) JRC
 Sampled By (signature) JRC
 Company JRC

WHITE COPY - REPORT YELLOW COPY - LABORATORY PINK COPY - FIELD

SAMPLE RECEIVING / LOG-IN CHECKLIST

TRIMATRIX LABORATORIES		Client <u>T.R.C.</u>	Work Order #: <u>1201070</u>	
Receipt Record Page/Line # <u>39-20</u>		Project Chemist	Sample #s	
Recorded by (initials/date) <u>JN 11/6/12</u>	<input checked="" type="checkbox"/> Cooler <input type="checkbox"/> Box <input type="checkbox"/> Other	Qty Received <u>1</u>	<input type="checkbox"/> IR Gun (#202) Thermometer Used <input type="checkbox"/> Digital Thermometer (#54) <input type="checkbox"/> Other (# <u> </u>)	<input type="checkbox"/> See Additional Cooler Information Form

Cooler # <u>1172583</u> Time <u>18:41</u> Custody Seals: <input checked="" type="checkbox"/> None <input type="checkbox"/> Present / Intact <input type="checkbox"/> Present / Not Intact Coolant Location: Dispersed / Top / <u>Middle</u> / Bottom Coolant/Temperature Taken Via: <input type="checkbox"/> Loose Ice / Avg 2-3 containers <input checked="" type="checkbox"/> Bagged Ice / Avg 2-3 containers <input type="checkbox"/> Blue Ice / Avg 2-3 containers <input checked="" type="checkbox"/> None / Avg 2-3 containers Alternate Temperature Taken Via: <input checked="" type="checkbox"/> Temperature Blank (TB) <input type="checkbox"/> 1 Container <table border="1" style="width: 100%; border-collapse: collapse;"> <tr><th>Recorded °C</th><th>Correction Factor °C</th><th>Actual °C</th></tr> <tr><td>Temp Blank: <u>0</u></td><td><u>0</u></td><td><u>3.3</u></td></tr> <tr><td colspan="3">TB location: Representative / Not Representative</td></tr> <tr><td>1</td><td><u>8.4</u></td><td><u>8.4</u></td></tr> <tr><td>2</td><td><u>8.3</u></td><td><u>8.2</u></td></tr> <tr><td>3</td><td><u>7.9</u></td><td><u>7.9</u></td></tr> <tr><td colspan="3" style="text-align: center;">Average °C <u>8.2</u></td></tr> </table> <input checked="" type="checkbox"/> Cooler ID on COC? <input checked="" type="checkbox"/> VOC Trip Blank received?	Recorded °C	Correction Factor °C	Actual °C	Temp Blank: <u>0</u>	<u>0</u>	<u>3.3</u>	TB location: Representative / Not Representative			1	<u>8.4</u>	<u>8.4</u>	2	<u>8.3</u>	<u>8.2</u>	3	<u>7.9</u>	<u>7.9</u>	Average °C <u>8.2</u>			Cooler # Time Custody Seals: <input type="checkbox"/> None <input type="checkbox"/> Present / Intact <input type="checkbox"/> Present / Not Intact Coolant Location: Dispersed / Top / Middle / Bottom Coolant/Temperature Taken Via: <input type="checkbox"/> Loose Ice / Avg 2-3 containers <input type="checkbox"/> Bagged Ice / Avg 2-3 containers <input type="checkbox"/> Blue Ice / Avg 2-3 containers <input checked="" type="checkbox"/> None / Avg 2-3 containers Alternate Temperature Taken Via: <input type="checkbox"/> Temperature Blank (TB) <input type="checkbox"/> 1 Container <table border="1" style="width: 100%; border-collapse: collapse;"> <tr><th>Recorded °C</th><th>Correction Factor °C</th><th>Actual °C</th></tr> <tr><td>Temp Blank:</td><td></td><td></td></tr> <tr><td colspan="3">TB location: Representative / Not Representative</td></tr> <tr><td>1</td><td></td><td></td></tr> <tr><td>2</td><td></td><td></td></tr> <tr><td>3</td><td></td><td></td></tr> <tr><td colspan="3" style="text-align: center;">Average °C</td></tr> </table> <input type="checkbox"/> Cooler ID on COC? <input type="checkbox"/> VOC Trip Blank received?	Recorded °C	Correction Factor °C	Actual °C	Temp Blank:			TB location: Representative / Not Representative			1			2			3			Average °C			Cooler # Time Custody Seals: <input type="checkbox"/> None <input type="checkbox"/> Present / Intact <input type="checkbox"/> Present / Not Intact Coolant Location: Dispersed / Top / Middle / Bottom Coolant/Temperature Taken Via: <input type="checkbox"/> Loose Ice / Avg 2-3 containers <input type="checkbox"/> Bagged Ice / Avg 2-3 containers <input type="checkbox"/> Blue Ice / Avg 2-3 containers <input checked="" type="checkbox"/> None / Avg 2-3 containers Alternate Temperature Taken Via: <input type="checkbox"/> Temperature Blank (TB) <input type="checkbox"/> 1 Container <table border="1" style="width: 100%; border-collapse: collapse;"> <tr><th>Recorded °C</th><th>Correction Factor °C</th><th>Actual °C</th></tr> <tr><td>Temp Blank:</td><td></td><td></td></tr> <tr><td colspan="3">TB location: Representative / Not Representative</td></tr> <tr><td>1</td><td></td><td></td></tr> <tr><td>2</td><td></td><td></td></tr> <tr><td>3</td><td></td><td></td></tr> <tr><td colspan="3" style="text-align: center;">Average °C</td></tr> </table> <input type="checkbox"/> Cooler ID on COC? <input type="checkbox"/> VOC Trip Blank received?	Recorded °C	Correction Factor °C	Actual °C	Temp Blank:			TB location: Representative / Not Representative			1			2			3			Average °C			Cooler # Time Custody Seals: <input type="checkbox"/> None <input type="checkbox"/> Present / Intact <input type="checkbox"/> Present / Not Intact Coolant Location: Dispersed / Top / Middle / Bottom Coolant/Temperature Taken Via: <input type="checkbox"/> Loose Ice / Avg 2-3 containers <input type="checkbox"/> Bagged Ice / Avg 2-3 containers <input type="checkbox"/> Blue Ice / Avg 2-3 containers <input checked="" type="checkbox"/> None / Avg 2-3 containers Alternate Temperature Taken Via: <input type="checkbox"/> Temperature Blank (TB) <input type="checkbox"/> 1 Container <table border="1" style="width: 100%; border-collapse: collapse;"> <tr><th>Recorded °C</th><th>Correction Factor °C</th><th>Actual °C</th></tr> <tr><td>Temp Blank:</td><td></td><td></td></tr> <tr><td colspan="3">TB location: Representative / Not Representative</td></tr> <tr><td>1</td><td></td><td></td></tr> <tr><td>2</td><td></td><td></td></tr> <tr><td>3</td><td></td><td></td></tr> <tr><td colspan="3" style="text-align: center;">Average °C</td></tr> </table> <input type="checkbox"/> Cooler ID on COC? <input type="checkbox"/> VOC Trip Blank received?	Recorded °C	Correction Factor °C	Actual °C	Temp Blank:			TB location: Representative / Not Representative			1			2			3			Average °C		
Recorded °C	Correction Factor °C	Actual °C																																																																																					
Temp Blank: <u>0</u>	<u>0</u>	<u>3.3</u>																																																																																					
TB location: Representative / Not Representative																																																																																							
1	<u>8.4</u>	<u>8.4</u>																																																																																					
2	<u>8.3</u>	<u>8.2</u>																																																																																					
3	<u>7.9</u>	<u>7.9</u>																																																																																					
Average °C <u>8.2</u>																																																																																							
Recorded °C	Correction Factor °C	Actual °C																																																																																					
Temp Blank:																																																																																							
TB location: Representative / Not Representative																																																																																							
1																																																																																							
2																																																																																							
3																																																																																							
Average °C																																																																																							
Recorded °C	Correction Factor °C	Actual °C																																																																																					
Temp Blank:																																																																																							
TB location: Representative / Not Representative																																																																																							
1																																																																																							
2																																																																																							
3																																																																																							
Average °C																																																																																							
Recorded °C	Correction Factor °C	Actual °C																																																																																					
Temp Blank:																																																																																							
TB location: Representative / Not Representative																																																																																							
1																																																																																							
2																																																																																							
3																																																																																							
Average °C																																																																																							

If any shaded areas checked, complete Sample Receiving Non-Conformance Form

Paperwork Received <input checked="" type="checkbox"/> No COC Received N/A Yes No <input checked="" type="checkbox"/> Chain of Custody record(s)? <u>JN 11/6/12</u> If No, COC Initiated By <input checked="" type="checkbox"/> Rec'd for Lab Signed/Date/Time? <input checked="" type="checkbox"/> Shipping document? <input type="checkbox"/> Other COC ID #s <input checked="" type="checkbox"/> TriMatrix <u>139932, 139933</u> <input type="checkbox"/> Other (Name or ID#) Check COC for Accuracy <input type="checkbox"/> No analysis requested Yes No <input checked="" type="checkbox"/> Sample ID matches COC? <input checked="" type="checkbox"/> Sample Date and Time matches COC? <input checked="" type="checkbox"/> Container type completed on COC? <input checked="" type="checkbox"/> All container types indicated are received? Sample Condition Summary <input type="checkbox"/> Non-TriMatrix containers, see Notes N/A Yes No <input type="checkbox"/> Broken containers/lids? <input type="checkbox"/> Missing or incomplete labels? <input type="checkbox"/> Illegible information on labels? <input type="checkbox"/> Low volume received? <input type="checkbox"/> Inappropriate containers received? <input type="checkbox"/> VOC vials / TOX containers have headspace? <input type="checkbox"/> Extra sample locations / containers not listed on COC?	Check Sample Preservation N/A Yes No <input checked="" type="checkbox"/> Average sample temperature ≤6° C? <input type="checkbox"/> Completed Sample Preservation Verification Form? <input checked="" type="checkbox"/> Samples preserved correctly? If "No", added orange tag? <input type="checkbox"/> Received pre-preserved VOC soils? <input type="checkbox"/> MeOH <input type="checkbox"/> Na ₂ SO ₄ Check for Short Hold-Time Prep/Analyses <input type="checkbox"/> Bacteriological <input type="checkbox"/> Air Bags <input type="checkbox"/> EnCores / Methanol Pre-Preserved <input type="checkbox"/> Formaldehyde/Aldehyde <input type="checkbox"/> Green-tagged containers <input type="checkbox"/> Yellow/White-tagged 1L ambers (SV Prep-Lab) <div style="border: 1px solid black; padding: 5px; width: fit-content;"> AFTER HOURS ONLY: COPIES OF COC TO LAB AREA(S) <input checked="" type="checkbox"/> NONE RECEIVED <input type="checkbox"/> RECEIVED, COCs TO LAB(S) </div> Notes <input checked="" type="checkbox"/> Trip Blank received <input type="checkbox"/> Trip Blank not listed on COC <input type="checkbox"/> No COC received, Proj. Chemist reviewed (Init/Date) <input type="checkbox"/> No analysis requested, Proj. Chemist completed (Init/Date) <table border="1" style="width: 100%; border-collapse: collapse;"> <tr> <th>Cooler Received (Date/Time)</th> <th>Paperwork Delivered (Date/Time)</th> <th>≤1 Hour Goal Met?</th> </tr> <tr> <td><u>JN 11/6/12</u></td> <td><u>JN 11/6/12</u></td> <td style="text-align: center;">Yes / No</td> </tr> </table>	Cooler Received (Date/Time)	Paperwork Delivered (Date/Time)	≤1 Hour Goal Met?	<u>JN 11/6/12</u>	<u>JN 11/6/12</u>	Yes / No
Cooler Received (Date/Time)	Paperwork Delivered (Date/Time)	≤1 Hour Goal Met?					
<u>JN 11/6/12</u>	<u>JN 11/6/12</u>	Yes / No					

For Lab Use Only

Cart

5560 Corporate Exchange Court SE
Grand Rapids, MI 49512
Phone (616) 975-4500 Fax (616) 942-7463
www.trimatrixlabs.com

Chain of Custody Record

COC No. 139922

Analyses Requested

Pg. 1 of 3

VQA Rank/Tray: 30X
Receipt Log No: 16-22
Project Chemist: JLR
Work Order No: 1801103

Client Name: TRC
Address: 1540 Eisenhower Place
City, State Zip: Ann Arbor MI 48108
Phone/Fax: 734-971-7000 / 734-971-9000
Email:

Project Name: TPC
Client Project No./P.O. No.:
Invoice To:
Conf/Client:
Other (comments):
Container Report To: Steve Metz

Container Type (corresponds to Container/Packing List)

1	2	3	4	5	6	7	8	9	10

- PRESERVATIVES
- A NONE pH<7
 - B HNO₃ pH<2
 - C H₂SO₄ pH<2
 - D 1+1 HCl pH<2
 - E NaOH pH>12
 - F ZnAc/NaOH pH>9
 - G MeOH
 - H Other (note below)

Schedule	Matrix Code	Sample Number	Field Sample ID	Cooler ID	Sample Date	Sample Time	Matrix	Number of Containers Submitted	Total	Sample Comments
03	01	01	TR-29	2571	1/6/12	0836	FLW +	1	1	
03	02	02	MW-275		1/6/12	0836	FLW +	2	2	
01	03	03	MW-275 MSTRNS		1/6/12	0836	FLW +	4	4	
	04	04	MW-27D		1/6/12	0911	FLW +	2	2	
	05	05	MW-285		1/6/12	0957	FLW +	2	2	
	06	06	MW-28D		1/6/12	1037	FLW +	2	2	
	07	07	MW-291		1/6/12	1138	FLW +	2	2	
	08	08	MW-305		1/6/12	1340	FLW +	2	2	
	09	09	MW-30D		1/6/12	1430	FLW +	2	2	
	10	10	MW-291		1/6/12	1139	FLW +	2	2	

Sampled By (print): JASS

Sampler's Signature: [Signature]

Company: TRC

How Shipped? Hand Carrier

Tracking No.:

1. Received By: [Signature] Date: 1/6/12 Time: 1840

2. Received By: [Signature] Date: 1/6/12 Time: 1745

3. Received For Use By: [Signature] Date: 1/10/12 Time: 1745

WHITE COPY - REPORT

YELLOW COPY - LABORATORY

PINK COPY - FIELD



5560 Corporate Exchange Court SE
Grand Rapids, MI 49512
Phone (616) 975-4500 Fax (616) 942-7463
www.trimatrixlabs.com

Chain of Custody Record

COC No. **1339923**

For Lab Use Only

Analyses Requested

Pg. 2 of 3

VQA Reorder/Tray: BOX

Receipt Log No: 46-23

Project Chemist: TRC

Client Name: TRC

Address: 1540 Eisenhower Pkwy
City/State/Zip: Ann Arbor MI 48106

Phone/Fax: 7349717080 7349718055

Email: TRC

Project Name: T.P.C.

Client Project No. / P.O. No.:

Invoice To: Client Other (comments)

Container/Report To: Stack M-12

Container Type (corresponds to Container Packing List): VOC E260

Schedule	Matrix Code	Sample Number	Field Sample ID	Cooler ID	Sample Date	Sample Time	C	G	D	Matrix	Number of Containers Submitted	Total	Sample Comments
<u>01</u>	<u>10</u>	<u>10</u>	<u>MW-5s</u>	<u>0577</u>	<u>4/11/13</u>	<u>0830</u>	<u>+</u>	<u>+</u>	<u>+</u>	<u>+</u>	<u>2</u>	<u>2</u>	
			<u>MW-6s</u>				<u>+</u>	<u>+</u>	<u>+</u>	<u>+</u>			
			<u>MW-7s</u>				<u>+</u>	<u>+</u>	<u>+</u>	<u>+</u>			
			<u>DUP-02</u>				<u>+</u>	<u>+</u>	<u>+</u>	<u>+</u>			
			<u>MW-19s</u>				<u>+</u>	<u>+</u>	<u>+</u>	<u>+</u>			
			<u>MW-20s</u>				<u>+</u>	<u>+</u>	<u>+</u>	<u>+</u>			
			<u>MW-20s</u>				<u>+</u>	<u>+</u>	<u>+</u>	<u>+</u>			
			<u>MW-20D</u>				<u>+</u>	<u>+</u>	<u>+</u>	<u>+</u>			
			<u>MW-20D</u>				<u>+</u>	<u>+</u>	<u>+</u>	<u>+</u>			
			<u>MW-20D MS AMSD</u>				<u>+</u>	<u>+</u>	<u>+</u>	<u>+</u>			
<u>01</u>	<u>17</u>	<u>17</u>	<u>MW-22</u>	<u>0577</u>	<u>4/11/13</u>	<u>1516</u>	<u>+</u>	<u>+</u>	<u>+</u>	<u>+</u>	<u>2</u>	<u>2</u>	
			<u>MW-23</u>				<u>+</u>	<u>+</u>	<u>+</u>	<u>+</u>			

Sampled By (print): JANIS JASS

Sampler Signature: [Signature]

Company: TRC

How Shipped? Carrier

Tracking No.:

1. Received By: [Signature] Date: 1/9/13 Time: 1840

2. Received By: [Signature] Date: 1/10/13 Time: 1520

3. Retransported By: [Signature] Date: 1/10/13 Time: 1745

4. Prepared for Lab by: [Signature] Date: 1/10/13 Time: 1745

WHITE COPY - REPORT

YELLOW COPY - LABORATORY

PINK COPY - FIELD



5560 Corporate Exchange Court SE
Grand Rapids, MI 49512
Phone (616) 975-4500 Fax (616) 942-7463
www.trimatrixlabs.com

Chain of Custody Record

COC No. **139924**

For Lab Use Only

Cart: -

VOA Receipt/Tray: *Box*

Receipt Log No.: *46-22*

Project Chemist: *HL*

Work Order No.: *1301103*

Client Name: *TRC*

Address: *1540 Bismarck St NW*
City/State/Zip: *Ann Arbor, MI 48106*
Phone/Fax: *734-971-2000 734-971-9001*

Project Name: *TRC*
Client Project No. / P.O. No.:
Invoice To:
 Client
 Other (comments)

Contact/Report To: *Stacy Mott*

Container Type (corresponds to Container Packing List):
Use 8260

PRESERVATIVES:
A NONE pH-7
B HNO₃ pH<2
C H₂SO₄ pH<2
D 1+1 HCl pH<2
E NaOH pH>12
F ZnAc₂/NaOH pH>9
G MeOH
H Other (note below)

Schedule	Matrix Code	Sample Number	Field Sample ID	Cooler ID	Sample Date	Sample Time	C	R	A	Matrix	Number of Containers Submitted	Total	Sample Comments
01		19	MW-33	2577	1/19/12	1600				+ GWT		2	
		20	Rinsed Blank		1/19/12	1605				+ DS +		2	
		21	MW-1s		1/19/12	1715				+ GWT		2	

Sampled By (print): *Stacy Mott*

Sampler's Signature: *[Signature]*

Company: *TRC*

How Shipped? Hand: *Carrier*

Tracking No.:

1. Requested By: *[Signature]* Date: *1/19/12* Time: *1840*

2. Requested By: *[Signature]* Date: *1/19/12* Time: *1745*

3. Requested For Lab By: *[Signature]* Date: *1/19/12* Time: *1745*

WHITE COPY - REPORT YELLOW COPY - LABORATORY PINK COPY - FIELD

Chain of Custody Record

COC No. **139925**

Analyses Requested Pg. ___ of ___

For Lab Use Only

Client Name: **TRC**
 Project Name: **TRC**
 Client Project No. / P.O. No.:
 Address: **1540 Eisenhower Pkwy**
 City, State, Zip: **Ann Arbor MI 48106**
 Phone/Fax: **734 971 7080 734 971 903**
 Email:
 Invoice To: Client
 Other (comments)
 Contract Report To: **Steve Matis**


Container Type (corresponds to Container Packing List):
VOCBDO
 Number of Containers Submitted: _____
 Trial: _____
 Sample Comments:

Schedule	Matrix Code	Sample Number	Field Sample ID	Cooler ID	Sample Date	Sample Time	C	R	M	A	B	Matrix	Trial	Sample Comments
G3		22	TRC-03	257	11/11	0802						KAC	1	
O1		23	MW-23		11/11	0845						KAC	2	
		24	MW-35			0929						KAC	2	
		25	MW-45									KAC	2	
		26	PUR-03									KAC	2	
		27	MW-21			1019						KAC	2	
		28	MW-31			1130						KAC	2	
		29	MW-31 ms dmsd			1130						KAC	2	
		30	MW-32			1252						KAC	2	
		31	MW-34			1329						KAC	2	

Sampled By (print): **JMw SAM**
 Sampler's Signature: *JMw*
 Company: **TRC**
 How Shipped? _____ Hand _____ Carrier _____
 Tracking No.: _____
 1. Requisitioned By: *Jeffrey* Date: **11/12** Time: **1520**
 2. Received By: *Jeffrey* Date: **11/12** Time: **1745**
 3. Received For Lab By: *Mardini* Date: **11/12** Time: **1745**

WHITE COPY - REPORT YELLOW COPY - LABORATORY PINK COPY - FIELD

SAMPLE RECEIVING / LOG-IN CHECKLIST

	Client: <u>TRC</u>	Work Order #: <u>1201103</u>
	Receipt Record Page/Line #: <u>46-22</u>	New / Add To Project Chemist

Recorded by (initials/date): <u>JN 11/01/12</u>	<input type="checkbox"/> Cooler <input type="checkbox"/> Box <input type="checkbox"/> Other	Qty Received: <u>2</u>	<input type="checkbox"/> IR Gun (#202) <input type="checkbox"/> Thermometer Used <input type="checkbox"/> Digital Thermometer (#54) <input type="checkbox"/> Other (# _____)	<input type="checkbox"/> See Additional Cooler Information Form
--	---	---------------------------	---	---

Cooler #	Time	Cooler #	Time	Cooler #	Time	Cooler #	Time
<u>TR 2577</u>	<u>2150</u>	<u>TR 2575</u>	<u>2155</u>				

Custody Seals:

 None
 Present / Intact
 Present / Not Intact

Coolant Location:

 Dispersed / Top / Middle / Bottom

Coolant/Temperature Taken Via:

 Loose Ice / Avg 2-3 containers
 Bagged Ice / Avg 2-3 containers
 Blue Ice / Avg 2-3 containers
 None / Avg 2-3 containers

Alternate Temperature Taken Via:

 Temperature Blank (TB)
 1 Container

Recorded °C	Correction Factor °C	Actual °C
Temp Blank: <u>0</u>	<u>3.8</u>	
TB location: Representative / Not Representative		
1	<u>2.9</u>	<u>0</u>
2	<u>3.1</u>	<u>0</u>
3	<u>4.2</u>	<u>0</u>
Average °C: <u>3.4</u>		
<input checked="" type="checkbox"/> Cooler ID on COC? <input checked="" type="checkbox"/> VOC Trip Blank received?		

If any shaded areas checked, complete Sample Receiving Non-Conformance Form

<p>Paperwork Received <input type="checkbox"/> No COC Received</p> <table style="width: 100%;"> <tr> <td style="width: 33%;">N/A</td> <td style="width: 33%;">Yes</td> <td style="width: 33%;">No</td> </tr> <tr> <td></td> <td><input checked="" type="checkbox"/></td> <td><input type="checkbox"/></td> </tr> </table> <p><input checked="" type="checkbox"/> Chain of Custody record(s)? If No, COC Initiated By _____ <input type="checkbox"/> Rec'd for Lab Signed/Date/Time? <input type="checkbox"/> Shipping document? <input type="checkbox"/> Other _____</p> <p>COC ID #s <input checked="" type="checkbox"/> TriMatrix <u>139922, 139923, 139924, 139925</u> <input type="checkbox"/> Other (Name or ID#) _____</p> <p>Check COC for Accuracy <input type="checkbox"/> No analysis requested</p> <table style="width: 100%;"> <tr> <td style="width: 33%;">Yes</td> <td style="width: 33%;">No</td> </tr> <tr> <td><input checked="" type="checkbox"/></td> <td><input type="checkbox"/></td> </tr> </table> <p><input checked="" type="checkbox"/> Sample ID matches COC? <input checked="" type="checkbox"/> Sample Date and Time matches COC? <input checked="" type="checkbox"/> Container type completed on COC? <input checked="" type="checkbox"/> All container types indicated are received?</p> <p>Sample Condition Summary <input type="checkbox"/> Non-TriMatrix containers, see Notes</p> <table style="width: 100%;"> <tr> <td style="width: 33%;">N/A</td> <td style="width: 33%;">Yes</td> <td style="width: 33%;">No</td> </tr> <tr> <td></td> <td><input checked="" type="checkbox"/></td> <td><input type="checkbox"/></td> </tr> </table> <p><input checked="" type="checkbox"/> Broken containers/lids? <input checked="" type="checkbox"/> Missing or incomplete labels? <input checked="" type="checkbox"/> Illegible information on labels? <input checked="" type="checkbox"/> Low volume received? <input type="checkbox"/> Inappropriate containers received? <input type="checkbox"/> VOC vials / TOX containers have headspace? <input type="checkbox"/> Extra sample locations / containers not listed on COC?</p>	N/A	Yes	No		<input checked="" type="checkbox"/>	<input type="checkbox"/>	Yes	No	<input checked="" type="checkbox"/>	<input type="checkbox"/>	N/A	Yes	No		<input checked="" type="checkbox"/>	<input type="checkbox"/>	<p>Check Sample Preservation</p> <table style="width: 100%;"> <tr> <td style="width: 33%;">N/A</td> <td style="width: 33%;">Yes</td> <td style="width: 33%;">No</td> </tr> <tr> <td></td> <td><input checked="" type="checkbox"/></td> <td><input type="checkbox"/></td> </tr> </table> <p><input type="checkbox"/> Average sample temperature ≤6° C? <input type="checkbox"/> Completed Sample Preservation Verification Form? <input checked="" type="checkbox"/> Samples preserved correctly? <input type="checkbox"/> If "No", added orange tag? <input type="checkbox"/> Received pre-preserved VOC soils? <input type="checkbox"/> MeOH <input type="checkbox"/> Na₂SO₄</p> <p>Check for Short Hold-Time Prep/Analyses</p> <input type="checkbox"/> Bacteriological <input type="checkbox"/> Air Bags <input type="checkbox"/> EnCores / Methanol Pre-Preserved <input type="checkbox"/> Formaldehyde/Aldehyde <input type="checkbox"/> Green-tagged containers <input type="checkbox"/> Yellow/White-tagged 1L ambers (SV Prep-Lab) <p>Notes</p> <p><input checked="" type="checkbox"/> Trip Blank received <input type="checkbox"/> Trip Blank not listed on COC <input type="checkbox"/> No COC received, Proj. Chemist reviewed (Init/Date) _____ <input type="checkbox"/> No analysis requested, Proj. Chemist completed (Init/Date) _____</p> <table style="width: 100%;"> <tr> <td>Cooler Received (Date/Time): <u>JN 11/01/12</u></td> <td>Paperwork Delivered (Date/Time): <u>JN 11/01/12</u></td> <td>≤1 Hour Goal Met? <input type="checkbox"/></td> </tr> <tr> <td colspan="2"></td> <td style="text-align: center;">Yes / No</td> </tr> </table>	N/A	Yes	No		<input checked="" type="checkbox"/>	<input type="checkbox"/>	Cooler Received (Date/Time): <u>JN 11/01/12</u>	Paperwork Delivered (Date/Time): <u>JN 11/01/12</u>	≤1 Hour Goal Met? <input type="checkbox"/>			Yes / No
N/A	Yes	No																											
	<input checked="" type="checkbox"/>	<input type="checkbox"/>																											
Yes	No																												
<input checked="" type="checkbox"/>	<input type="checkbox"/>																												
N/A	Yes	No																											
	<input checked="" type="checkbox"/>	<input type="checkbox"/>																											
N/A	Yes	No																											
	<input checked="" type="checkbox"/>	<input type="checkbox"/>																											
Cooler Received (Date/Time): <u>JN 11/01/12</u>	Paperwork Delivered (Date/Time): <u>JN 11/01/12</u>	≤1 Hour Goal Met? <input type="checkbox"/>																											
		Yes / No																											

Technical Memorandum

Attachment 2 Data Validation Report

Laboratory Data Validation

January 2012 Groundwater Monitoring Event Former Tecumseh Products Company Site Tecumseh, Michigan

Forty-one water samples and three field duplicates, were collected between January 4th and 10th, 2012, in addition to three trip blanks and two equipment rinsate blanks. These samples were analyzed by Trimatrix Laboratories, located in Grand Rapids, Michigan. The samples were analyzed for volatile organic analytes by USEPA Method 8260B following protocols specified in the Quality Assurance Project Plan (QAPP) for the former Tecumseh Products Company (TPC) site in Tecumseh, Michigan. TRC performed a validation of the laboratory data. The following sections summarize the data validation procedure and the results of the validation.

Validation Procedure

The analytical data were validated using the USEPA National Functional Guidelines for Organic Data Review (USEPA, 2008). The data validation included a review of the spike, duplicate, and blank results from the laboratory, as well as verification that the sample holding times were met. TRC reviewed additional QC information to check for appropriate matrix performance using the analytical method specified by the laboratory. The procedures TRC used to evaluate data in general included the following items:

- n Checked technical holding times for analyses and sample receipt temperature;
- n Reviewed QC data for blanks, matrix spikes, laboratory duplicates, and laboratory control samples;
- n Determined field precision from blind field duplicate data; and
- n Assessed the usability of the data.

The data validation report addresses the following items:

- n Usability of the data if QC results suggest potential problems with all or some of the data;
- n Potential sample contamination due to blank contributions; and
- n Actions regarding specific QC criteria exceedences.

TRC reviewed internal standard areas and retention times, method blanks, project-specific matrix spike and matrix spike duplicate (MS/MSD) recoveries, field and laboratory duplicate relative percent differences (RPDs), Laboratory Control Sample (LCS) recoveries, holding times, and temperature.

Findings

The data quality objectives and laboratory completeness goals for the project were met, and the data are usable. The procedures specified in the methods were implemented, and the data packages were found to contain all of the deliverables necessary for validation of the analytical data. The discussion that follows describes the QA/QC results and evaluation.

- n The laboratory met technical holding times for all samples. Samples were sent to the lab in two shipments. The sample temperatures met QC limits upon receipt in one shipment; however, sample temperatures were high (average of 8.2° C) in the other shipment (work order 1201070). Given that these samples were received just over 2° C above QC limits, and these samples were shipped overnight, it is unlikely that the higher temperature resulted in loss of target analytes. No flags were assigned.
- n Surrogate recoveries met QC limits.
- n Internal standard areas and retention times were reviewed and found to be within acceptable QC limits.
- n The laboratory performed an LCS with each analytical batch. LCS recoveries were within the laboratory control limits. A LCS and LCSD was performed for batch 1201202. Recoveries and RPDs were within the laboratory control limits. As stated in the case narrative, this batch did not contain a MS/MSD.
- n Contaminants were not detected in the trip blanks.
- n Contaminants were not detected in the rinsate blanks.
- n Contaminants were not detected in the method blanks, with the following exceptions:
 - 2-Methylnaphthalene was detected in batches 1201216 and 1201253 at 5 ug/L. 2-Methylnaphthalene was not detected in any sample from either batch; therefore, no flags were assigned.
 - 2-Methylnaphthalene and iodomethane were detected in batch 1201202 at 5.4 ug/L and 4.6 ug/L, respectively. 2-Methylnaphthalene was not detected in any sample from that batch; therefore, no flags were assigned for that analyte. Iodomethane was detected in samples MW-11s, MW-12s, MW-13s, and MW-17s at 4.6 ug/L. **Assign a “u” flag to iodomethane in samples MW-11s, MW-12s, MW-13s, and MW-17s due to detection in the method blank.**
- n Three field duplicate samples were collected. DUP-01 corresponded with sample MW-14d, DUP-02 corresponded with sample MW-19s, and DUP-03 corresponded with sample MW-21. No constituents were detected in DUP-01/MW-14d; therefore RPDs were not calculated from that data set. Calculated RPDs for the remaining samples were within QC limits. There were no laboratory duplicates.
- n MS/MSD analyses were performed at a frequency of at least one per twenty samples in three batches. MS/MSD analyses were performed on samples MW-27s, MW-31, and MW-20d. Recoveries and RPDs were within QC limits for each MS/MSD.

- n The case narrative called several additional issues to attention:
 - Headspace was present in the sample from MW-33s. All reported values, including non-detectable results, are considered estimated. **Due to headspace in sample MW-33s, assign a “j-” flag to detections of chloroethane, 1,1-dichloroethane, cis-1,2-dichloroethane, trans-1,2-dichloroethane, 1,1,1-trichloroethane, trichloroethene, and vinyl chloride. Assign a “uj” flag to all non-detections in MW-33s.**
 - Continuing Calibration Check (CCV) 2A13009-CCV1 had a high recovery for acetone (54.3 compared to a standard of 40). CCVs 2A16022-CCV1 and 2A17047-CCV1 had high recoveries for bromomethane. For samples where the associated CCV recovery is high, detections are considered estimated and non-detections are not qualified. Acetone and bromomethane were not detected in any of the associated samples; therefore, no flags were assigned.
 - For samples where the associated CCV recoveries are low, detections are considered estimated and non-detections are considered approximate. Several compounds (listed below) had low recoveries; however, they were not detected in any sample. During the last eight sampling events, none of these compounds were detected in any sample. It is unlikely that these analytes would have been detected during this sampling event and no flags were assigned.
 - § CCVs 2A16022-CCV1 and 2A17047-CCV1 had low recoveries for acrylonitrile (-20.7 and -22.9, respectively, compared to a standard of -20). Acrylonitrile was not detected in the associated samples.
 - § CCV 2A17047-CCV1 had low recoveries for trans-1,4-dichloro-2-butene and tetrahydrofuran (-28.7 and -25.2, respectively, compared to a standard of -20). These analytes were not detected in the associated samples.
 - § CCV 2A13029-CCV1 had low recoveries for chloromethane and dichlorodifluoromethane (-22.1 and -23.3 compared to a standard of -20). These analytes were not detected in any of the associated samples.
- n In one of the method blanks, iodomethane was detected at a concentration less than 5 times the method blank value. Detections in the associated samples are considered estimated. This issue is addressed above and no additional flags are assigned.

Prepared by: Jennifer Meek

Reviewed by: Terry Hertz