





To San Francisco

To San Jose



-  Truck Route (Stanford Preferred)
-  No trucks over 7 tons
-  Designated Truck Route, San Mateo County
-  Stanford Pedestrian Zone. Special permit required.
- \* Parking and Transportation Info  
<http://transportation.stanford.edu>  
 (650) 723-9362

Note: Map not to scale and details incomplete.  
Revised Sept 2016