



Maps and Destinations



Lucile Packard
Children's Hospital
Stanford

Main Contacts

Admitting.....	(650) 497-8229
Family Resource Center.....	(650) 721-0874
Hospital Main Operator.....	(650) 497-8000
Medical Records	(650) 497-8334
Office of Patient Experience	(650) 498-4847
Parking	(650) 736-8000
Security.....	(650) 723-7222

Wi-Fi: StanfordChildrens (free, high-speed Wi-Fi; no password required)



Download our
Stanford Children's app

Parking and Garages

Valet parking is available at both the Main building and West building garages at no additional charge. Regular self-parking rates do apply. Valet hours are from 6 a.m. to 11 p.m. from Monday through Friday (no weekends). Vehicle retrieval is available 24 hours a day, but if you arrive outside of valet parking hours, you will need to self-park. Our valet parking services staff can identify which parking garage a visitor is parked in and retrieve the visitor's car from the garage.

Patients who are admitted to the hospital are provided one validated parking pass at the time of admission. The pass is valid for seven days, as needed, and includes in-and-out privileges.

The Main building garage is for our families and visitors and has dedicated spaces with electric vehicle charging stations. Visitors can drop off their car at the valet podium at the main entrance and pick up their car at the Departure Lounge. The Departure Lounge is open Monday through Friday from 8 a.m. to 4:30 p.m., and it is also a designated pickup spot for Care-A-Van and the Ronald McDonald House shuttle.

Places to Eat

Harvest Café—Main building

Hours: 7 a.m. – 9 p.m., seven days a week

Located on the 1st floor next to the Dunlevie Garden.

Food stations in the Harvest Café include the market deli, pizza oven, and grill and feature local organic products.

Java Junction coffee cart—West building

Hours: 7 a.m. – 3 a.m., seven days a week

Grab-and-go station located on the ground floor of the West building.

Family Resource Center

The Family Resource Center provides access to services, activities, and resources that educate and support families. It is a place where families can relax, conduct personal business in the business center, or even forget for a little while that they are in a hospital. The Family Resource Center is located on the ground floor of the Main building near Sophie's Corner.

Hours: 9 a.m. – 7 p.m., Monday – Friday;

9 a.m. – 5 p.m., Saturday – Sunday

Office of Patient Experience

Patient Experience navigators are here to ensure that your experience at Lucile Packard Children's Hospital Stanford is a good one. If you or a family member have a question or concern about your hospital stay, please let us know. Patient Experience staff is on-site daily from 8 a.m. to 5 p.m. To contact the Office of Patient Experience, call (650) 498-HUGS (4847), or dial 84847 from a hospital phone.

Hospital's themed floors for easy wayfinding

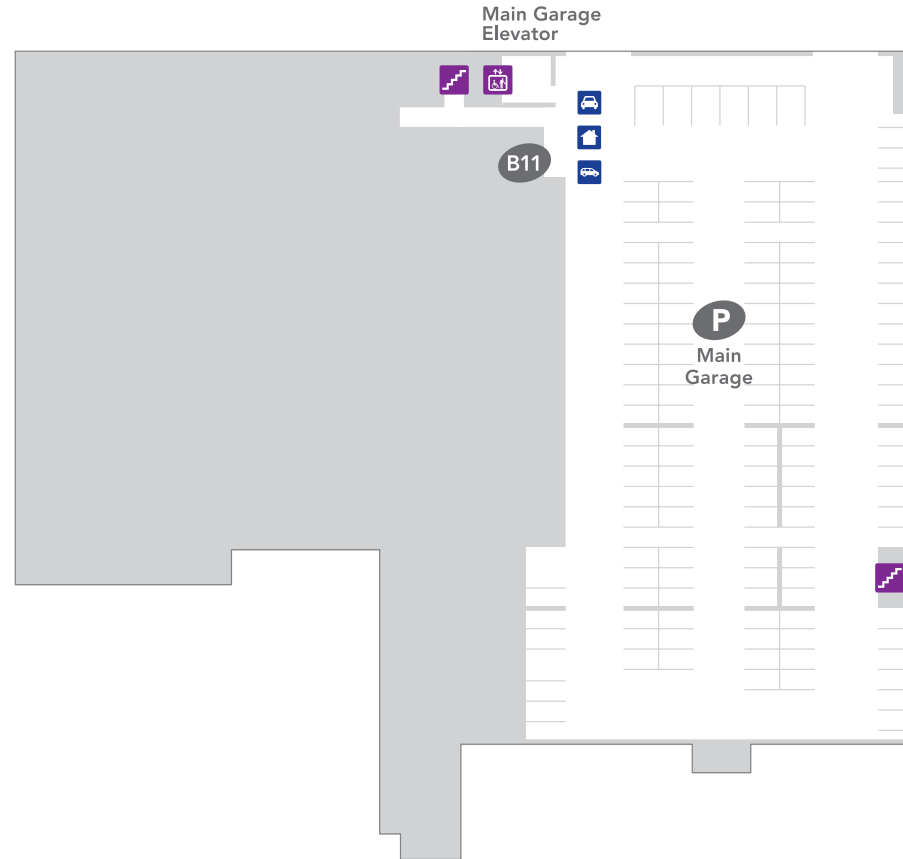


Evoking the imagery of the Northern California ecosystem, each floor at Lucile Packard Children's Hospital Stanford has a different theme and animal ambassadors that give you the feeling that you're part of nature as you move through the hospital.


A coordinated array of animals and colors helps identify the hospital's department names and room numbers.

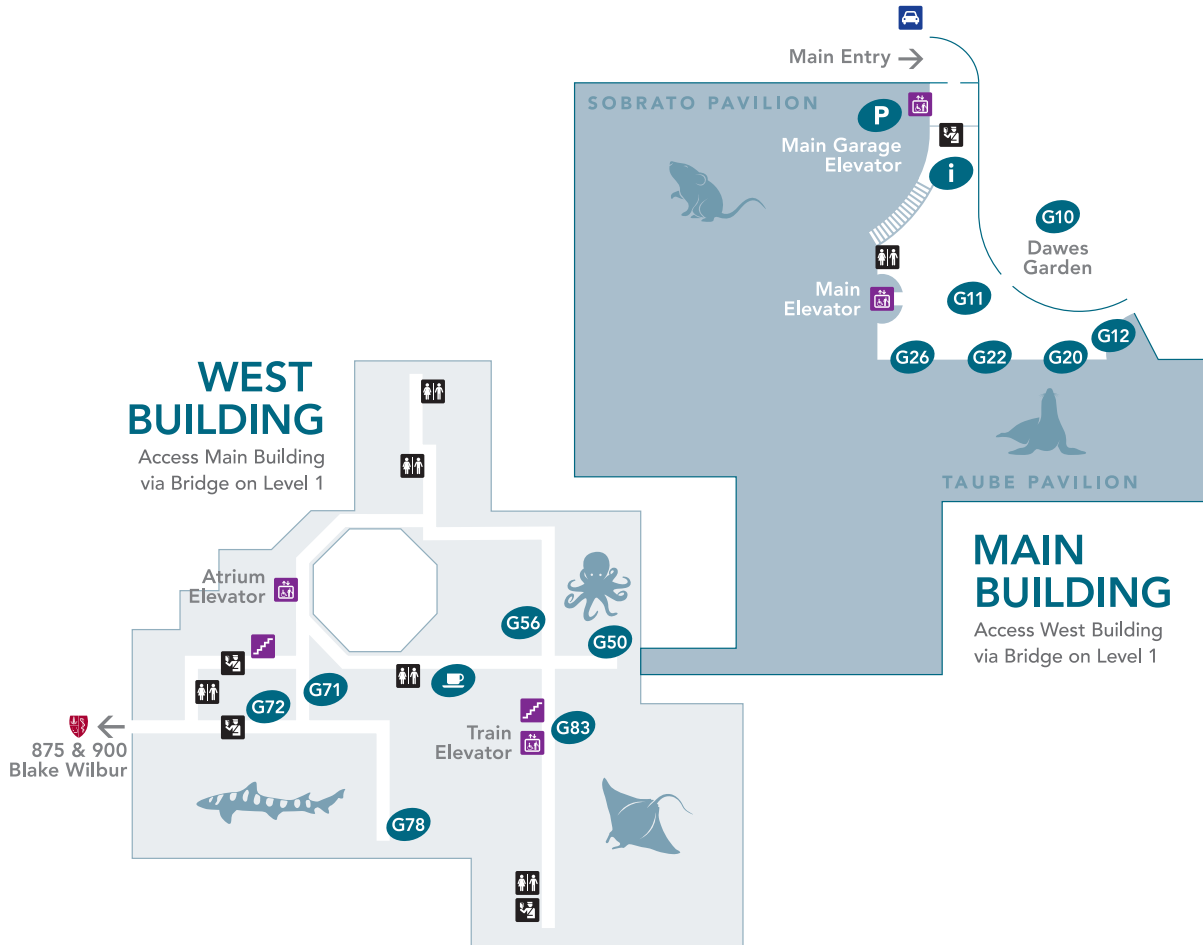
Our large iconic sculptures at the connections—the train, the momma bear and her baby, the toy cow and dinosaur, will help guide you.

It's a delightful way to enjoy the journey.



LEGEND

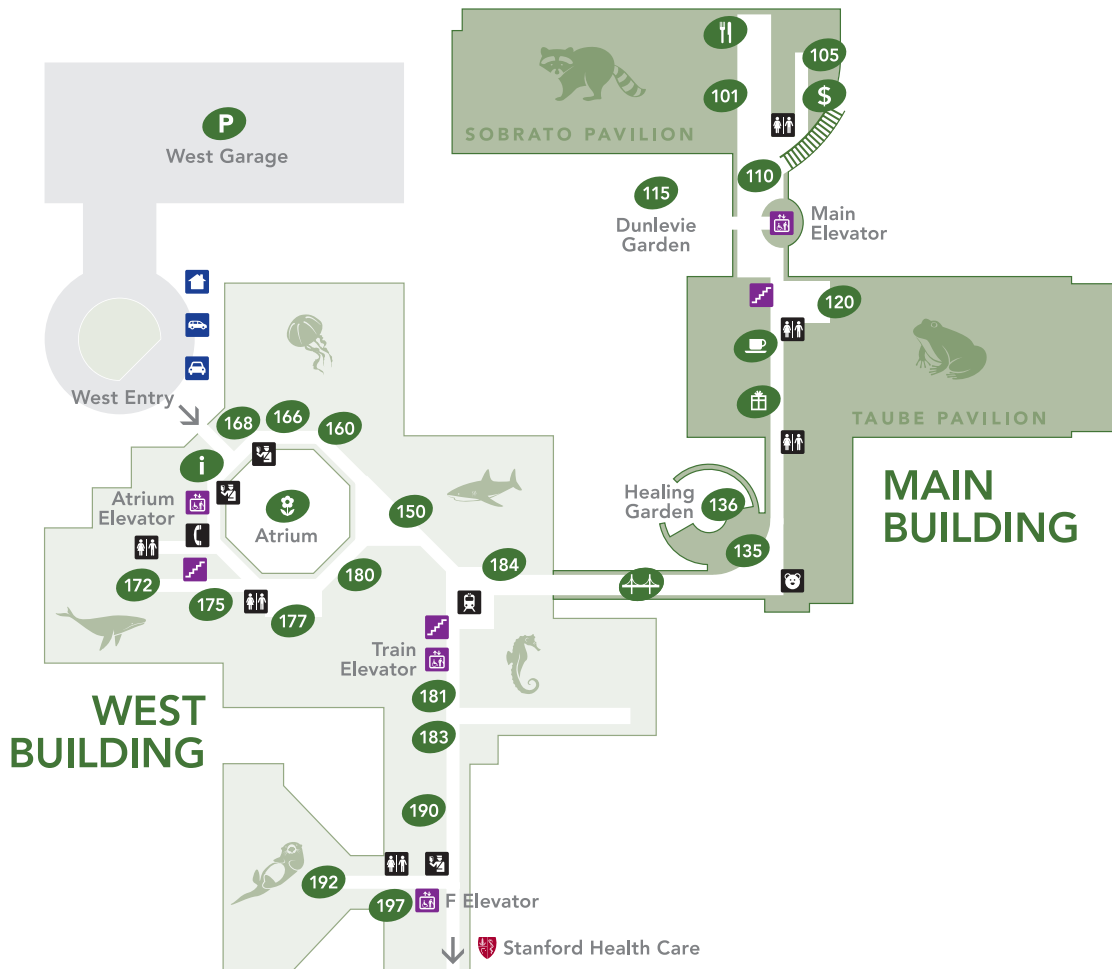
- | | | | | |
|---|--|---|--------------------------------------|------|
|  Department Entry |  Care-A-Van Main (Pick-Up/Drop-Off) |  B11 | Departure Lounge via Garage Elevator | Main |
|  Elevators |  Ronald McDonald House Main (Pick-Up) |  P | Main Garage | Main |
|  Stairs |  Valet Services Main (Pick-Up) | | | |



G26	Admitting	Main
G20	Business Center	Main
G10	Dawes Garden	Main
G20	Family Resource Center	Main
G83	Ford Family OSC Waiting Room	West
G22	Imaging Center	Main
	Java Junction Coffee Cart	West
G20	Lactation Lounge	Main
G20	Library	Main
P	Main Garage Elevator	Main
G11	Main Lobby	Main
G56	Outpatient Surgery Center / OSC	West
G20	Sophie's Place (Broadcast Studio)	Main
G12	Story Corner	Main
G22	Surgery and Interventional Center	Main
G22	Treatment Center	Main
i	Welcome Desk	Main





























LEGEND

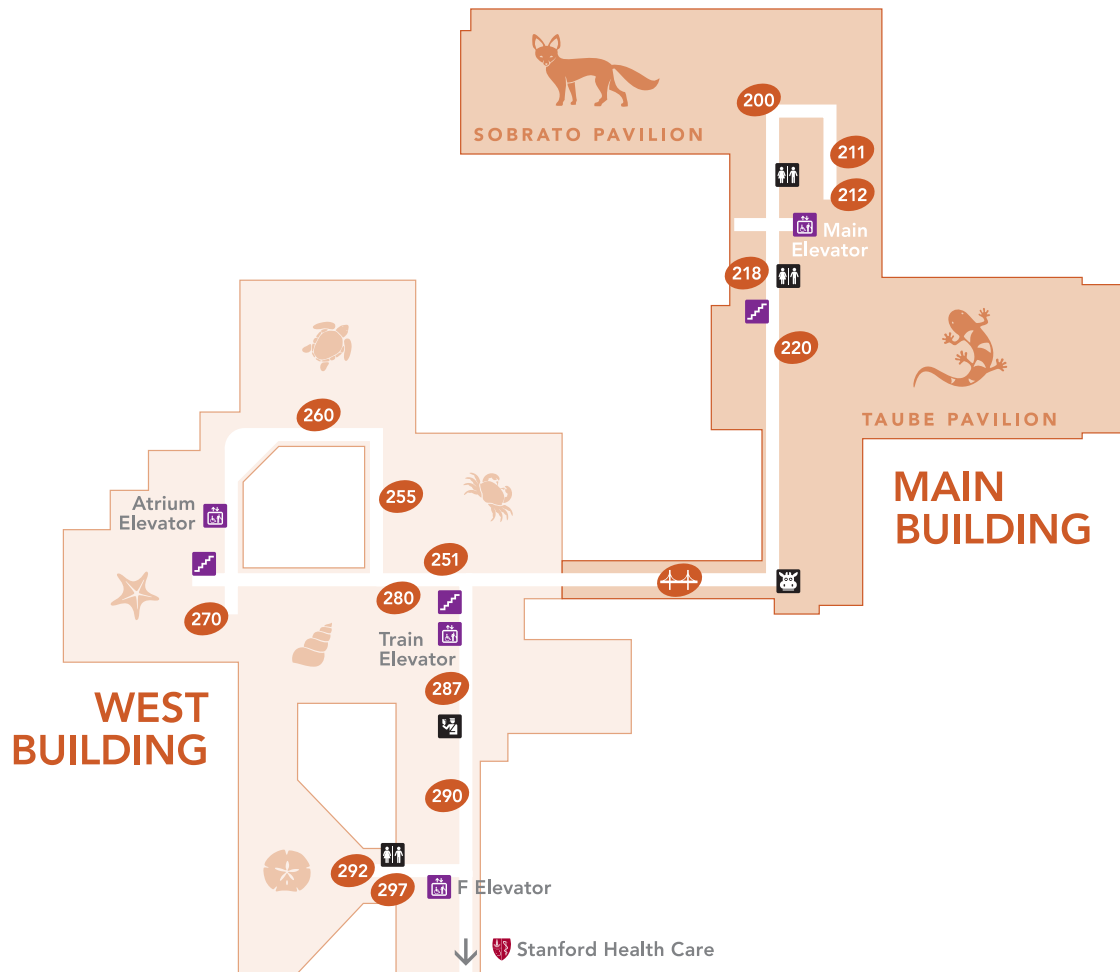
- Department Entry
- Welcome Desk
- Building Entry
- Restrooms
- Security
- Elevators
- Stairs
- Valet Services Main (Drop-Off)










LEGEND

- | | | |
|---|---|--|
|  Department Entry |  Public Telephones |  Stairs |
|  Welcome Desk |  Restrooms |  Care-A-Van West (Pick-Up/Drop-Off) |
|  Bridge |  Security |  Ronald McDonald House West (Pick-Up) |
|  Building Entry |  Elevators |  Valet Services West (Pick-Up/Drop-Off) |

- | | | |
|---|------------------------------------|------|
|  183 | Allergy and Asthma Research Clinic | West |
|  \$ | ATM | Main |
|  🌸 | Atrium | West |
|  180 | Auditorium | West |
|  160 | Bass Center Specialty Services | West |
|  175 | Board Room | West |
|  ☕ | Café | Main |
|  172 | Dialysis Unit | West |
|  115 | Dunlevie Garden | Main |
|  101 | Executive Conference Room | Main |
|  🎁 | Gift Shop | Main |
|  🍴 | Harvest Café | Main |
|  136 | Healing Garden via Sanctuary | Main |
|  120 | Heart Center / Outpatient | Main |
|  160 | Infusion Center | West |
|  190 | Intermediate Care Nursery / ICN | West |
|  192 | Maternity Unit | West |
|  197 | Maternity Waiting Room | West |
|  110 | Meeting Place | Main |
|  120 | Neurodiagnostic Services | Main |
|  166 | Pharmacy / Outpatient | West |
|  120 | Pulmonary Diagnostic Services | Main |
|  184 | Radiology | West |
|  135 | Sanctuary | Main |
|  172 | Short Stay Unit / Outpatient | West |
|  105 | Vending Machines | Main |
|  i | Welcome Desk | West |
|  P | West Garage | West |



LEGEND

-  Department Entry
-  Bridge
-  Building Entry
-  Restrooms
-  Security
-  Elevators
-  Stairs

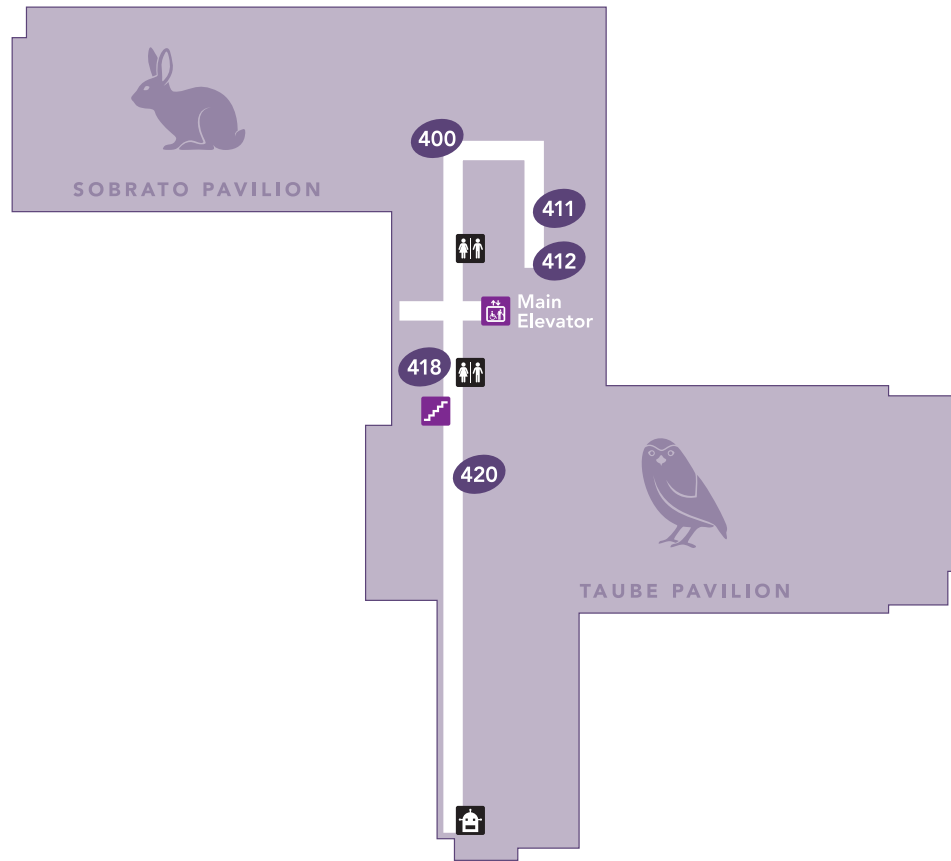
220	Cardiovascular Intensive Care Unit	Main
218	Family Lounge	Main
290	Intermediate Care Nursery / ICN	West
280	Labor and Delivery Unit	West
287	Labor and Delivery Waiting Room	West
292	Maternity Unit	West
297	Maternity Waiting Room	West
260	Neonatal Intensive Care Unit / NICU	West
270	Neonatal Intensive Care Unit / NICU	West
290	Newborn Nursery	West
200	Patient Care Unit / PCU	Main



	Computer Center	West
	Family Lounge	Main
	Fetal and Pregnancy Health	West
	Genetic Counseling	West
	Intensive Care Unit / ICU	Main
	Maternity Unit	West
	Patient Care Unit / PCU	Main
	Patient Care Unit / PCU	West
	Patient Care Unit / PCU	West
	Patient Care Unit / PCU	West
	Perinatal Diagnostic Center / PDC	West
	Rehabilitation Services	West
	School	West
	Serenity Lounge	West




LEGEND

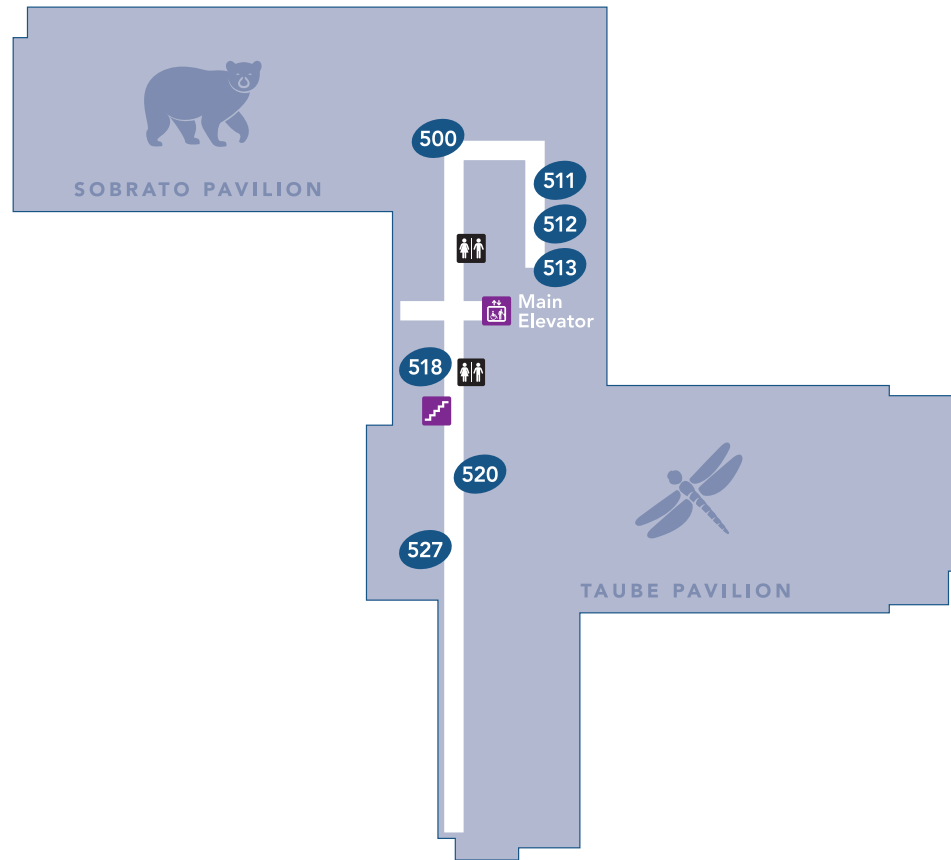
- Department Entry
- Bridge
- Building Entry
- Restrooms
- Public Telephones
- Elevators
- Stairs







LEGEND





-  Department Entry
-  Restrooms
-  Elevators
-  Stairs

-  418 Family Lounge Main
-  400 Patient Care Unit / PCU Main
-  420 Pediatric Intensive Care Unit / PICU Main



LEGEND

-  Department Entry
-  Restrooms
-  Elevators
-  Stairs

-  520 Center for Definitive and Curative Medicine Main
-  518 Family Lounge Main
-  500 Hematology / Oncology Unit Main
-  520 Stem Cell Transplant Unit Main